

# Quasielastic electron- and neutrino-nucleus scattering in a continuum random phase approximation approach

V. Pandey\*, N. Jachowicz, T. Van Cuyck, J. Ryckebusch, M. Martini  
*Department of Physics and Astronomy,  
Ghent University,  
Proeftuinstraat 86,  
B-9000 Gent, Belgium.*

We present a continuum random phase approximation approach to study electron- and neutrino-nucleus scattering cross sections, in the kinematic region where quasielastic scattering is the dominant process. We show the validity of the formalism by confronting inclusive ( $e, e'$ ) cross sections with the available data. We calculate flux-folded cross sections for charged-current quasielastic antineutrino scattering off  $^{12}\text{C}$  and compare them with the MiniBooNE cross-section measurements. We pay special emphasis to the contribution of low-energy nuclear excitations in the signal of accelerator-based neutrino-oscillation experiments.

PACS numbers: 25.30.Pt, 13.15.+g, 24.10.Cn, 21.60.Jz

## I. INTRODUCTION

Recent years have seen an enormous enhancement in the understanding of neutrino-oscillation parameters in accelerator-based experiments. These experiments are however confronted with a number of problems. These are related to the large systematic uncertainties associated with the neutrino-nucleus signal in the detector. Major issues arise from the fact that the neutrino energy-flux in experiments is distributed over a wide range of energies from very low to a few GeV. Hence a number of nuclear effects over a broad kinematical range (from low-energy nuclear excitations to multinucleon emission) simultaneously come into play. The simulation codes used in the analysis of the experimental results are predominantly based on relativistic Fermi gas (RFG) models. RFG can describe the quasielastic (QE) cross section sufficiently accurate for medium momentum ( $q \approx 500$  MeV/c) transfer reactions, but its description becomes poor for low momentum ( $q \lesssim 300$  MeV/c) transfer processes, where nuclear effects are prominent. For the broad neutrino energy-flux used in the experiments, more realistic models are required.

In this work, we present a self-consistent continuum random phase approximation (CRPA) approach to calculate QE electron and neutrino-scattering cross-sections off the nucleus. This formalism was used to describe exclusive photo-induced and electron-induced QE scattering [1, 2], inclusive neutrino scattering at supernova energies [3–8] and charged-current quasielastic (CCQE) antineutrino scattering at intermediate energies [9]. We will briefly describe the essence of our model, for an updated version of the formalism we refer the reader to Ref. [10]. The main update in Ref. [10] from Ref. [9], are the inclusion of relativistic corrections and a suppression of the RPA quenching at high  $Q^2$ . We start with a mean-field (MF) description of the nucleus where we solve the Hartree-Fock (HF) equations with a Skyrme (SkE2) two-body interaction [2, 11] to obtain the MF potential. We obtain the continuum wave functions by integrating the positive energy Schrödinger equation with appropriate boundary conditions, hence taking into account final-state interactions in this manner. Long-range correlations are implemented by means of a CRPA approach based on a Green's function formalism. The polarization propagator is approximated by iteration of its first-order contribution. In this way, the formalism takes into account one-particle one-hole excitations out of the correlated nuclear ground state. Within the RPA an excited nuclear state is represented as the coherent superposition of the particle-hole ( $ph^{-1}$ ) and hole-particle ( $hp^{-1}$ ) excitations out of a correlated ground state

$$|\Psi_{RPA}^C\rangle = \sum_{C'} \left[ X_{C,C'} |p'h'^{-1}\rangle - Y_{C,C'} |h'p'^{-1}\rangle \right], \quad (1)$$

where  $C$  denotes all quantum numbers identifying an accessible channel. The RPA polarization propagator can be written as

$$\Pi^{(RPA)}(x_1, x_2; E_x) = \Pi^{(0)}(x_1, x_2; E_x) + \frac{1}{\hbar} \int dx dx' \Pi^0(x_1, x; E_x) \tilde{V}(x, x') \Pi^{(RPA)}(x', x_2; E_x), \quad (2)$$

---

\* Vishvas.Pandey@UGent.be

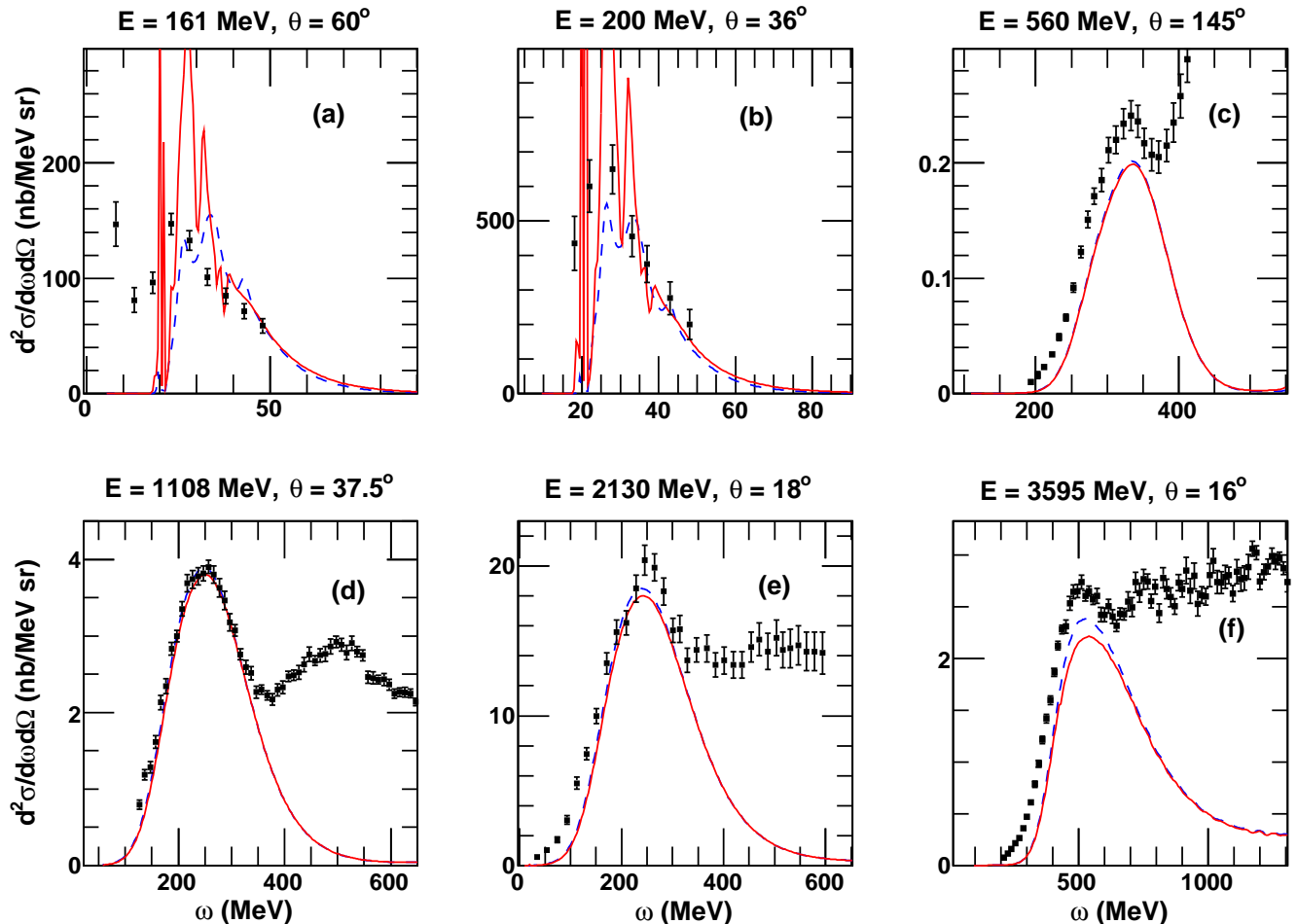


FIG. 1: The double-differential cross-sections for  $^{12}\text{C}(e, e')$  plotted as a function of excitation energy  $\omega$ . The incident electron energy  $E$  and lepton scattering angle  $\theta$  are listed on top of each panel. Solid lines are CRPA cross sections and dashed-lines are HF cross sections. Experimental data is taken from Refs. [14–17].

where  $E_x$  is the excitation energy of the nucleus and  $x$  is a short-hand notation for the combination of spatial, spin and isospin coordinates. The  $\Pi^{(0)}$  corresponds to the MF contribution and  $\tilde{V}$  is the antisymmetrized nucleon-nucleon interaction.

We used the modified effective momentum approximation (MEMA) [12], in order to take into account the influence of the nuclear Coulomb field on the ejected lepton. In order to prevent the Ske2 force from becoming unrealistically strong at high virtuality  $Q^2$ , we introduce a dipole hadronic form factor at the nucleon-nucleon interaction vertices [10]. Further, we have implemented relativistic kinematic corrections [13] in an effective manner.

We first test the reliability of the formalism by confronting  $(e, e')$  scattering cross sections with the data of Refs. [14–17]. Thereby, we present updated results of flux-folded charged-current quasielastic (CCQE) antineutrino scattering off  $^{12}\text{C}$  and compare them with the MiniBooNE measurements [18]. Further, we discuss the contribution of neutrino-induced low-energy nuclear excitations in the signal of the accelerator-based neutrino oscillation experiments.

## II. CROSS SECTION RESULTS

We start this section by showing some examples of electron-scattering results. In Fig. 1, we show our prediction of QE  $^{12}\text{C}(e, e')$  scattering cross-sections and compare them with the measurements of the Refs. [14–17]. Our predictions successfully describe the data over the broad kinematical range considered here. The formalism successfully describes low-energy excitations (panel (a) and (b)) below the QE peak. The forward scattering cross sections, even for higher incoming electron energies, are dominated by the QE contribution. However, the data include cross section contributions beyond the QE channel, like  $\Delta$ -excitations and other inelastic channels. Our calculations are intended

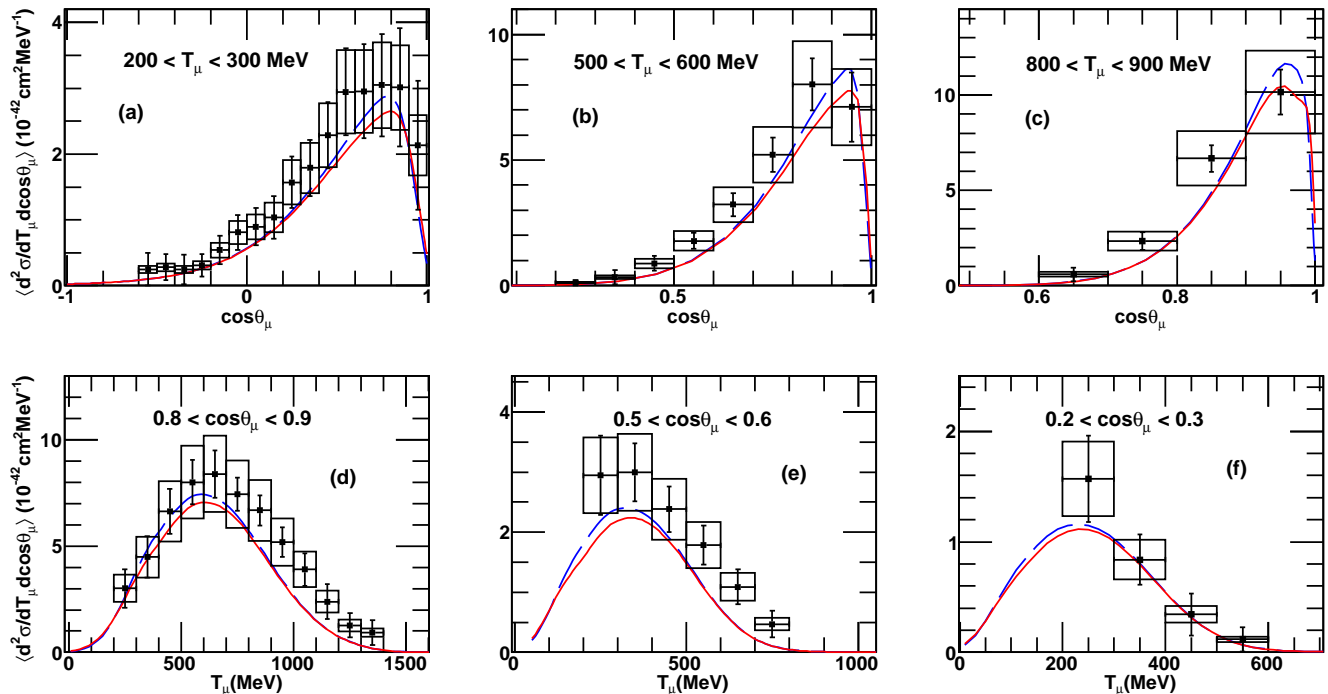


FIG. 2: (Color online) MiniBooNE flux-folded double-differential cross section per target proton for  $^{12}\text{C}(\bar{\nu}_\mu, \mu^+)X$  plotted as a function of the direction of the scattering lepton  $\cos\theta_\mu$  for different values of its kinetic energy  $T_\mu$  values (top), as a function  $T_\mu$  for different ranges of  $\cos\theta_\mu$  (bottom). Solid lines are CRPA and dashed lines are HF calculations. MiniBooNE data [18] are filled squares, error bars represent the shape uncertainties and error boxes represent the 17.2% normalization uncertainty.

to predict only the QE behavior. A detailed comparison of  $(e, e')$  cross section on  $^{12}\text{C}$ ,  $^{16}\text{O}$  and  $^{40}\text{Ca}$  is performed in Ref. [10]. An overall successful description of QE  $(e, e')$  cross section data and especially low-energy excitations, validates the reliability of our formalism.

We show the double-differential cross section for  $^{12}\text{C}(\bar{\nu}_\mu, \mu^+)X$ , folded with the MiniBooNE antineutrino flux [18], in Fig. 2. The top panels show the cross section in  $T_\mu$  bins and the bottom panels show the cross section in  $\cos\theta_\mu$  bins. The cross section is integrated over the corresponding bin width. We adopt an axial mass value of  $M_A = 1.03$  GeV, in the dipole axial form factor. HF and CRPA cross sections are compared with the MiniBooNE measurements of Ref. [18]. MiniBooNE data is presented with both shape and normalization uncertainties. Overall, CRPA and HF calculations successfully reproduce the gross features of the measured cross section. The predictions tend to underestimate the data. It has been suggested in Refs. [19–23] that the inclusion of multinucleon contributions, which are not included in our calculations, are essential for a more complete reproduction of the data.

The flux-folded differential cross section as a function of  $\cos\theta_\mu$ , is shown in Fig. 3. For comparison with data, we integrate MiniBooNE data over  $T_\mu$ . It is interesting to note that in the very forward direction the CRPA results are larger than the HF ones. This is due to the collective giant resonance contributions which are absent in the HF approximation but appear in CRPA results that include long-range correlations. In Fig. 4, we present total cross sections per target proton as a function of neutrino energy and compare them with the experimental data. Unlike double-differential cross sections, this quantity is model dependent. The theoretical calculations are function of a true antineutrino energy while the experimental data are function of reconstructed antineutrino energy. Up to  $E_{\bar{\nu}} = 0.4$  GeV, the HF results essentially coincide with the CRPA ones. This is due to a compensation between a reduction in the QE region and an enhancement in the giant resonance part of the CRPA results. For  $E_{\bar{\nu}} \gtrsim 0.4$  GeV, the CRPA results are slightly smaller than the HF ones.

In order to illustrate the impact of the low-energy nuclear excitations, in Fig. 5, we show the double-differential cross-section for fixed neutrino energies and fixed scattering angles. As it appears in panel (a), 150 MeV energy neutrinos induce low-lying nuclear excitations at all scattering angles. For neutrino energies of 800 MeV, which is near the mean energy of the MiniBooNE [24] and T2K [25] fluxes, in panel (b), the forward scatterings still show sizable low-energy excitations. This feature can have a non-negligible contribution to the neutrino signals in these experiments, but can not be accounted for within the RFG-based simulation codes. As already mentioned, one can

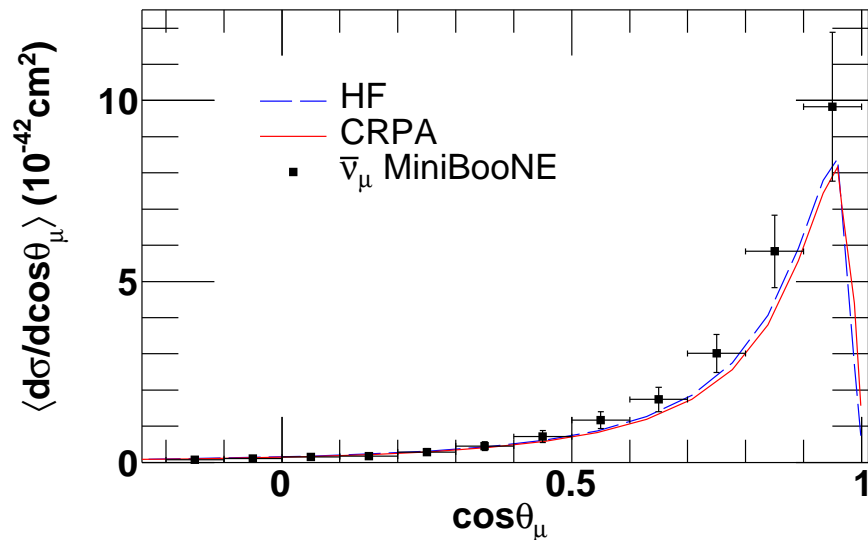


FIG. 3: MiniBooNE flux-folded cross section per target proton for  $^{12}\text{C}(\bar{\nu}_\mu, \mu^+)X$  as a function of  $\cos\theta_\mu$ . The MiniBooNE data [18] are integrated over  $T_\mu$ .

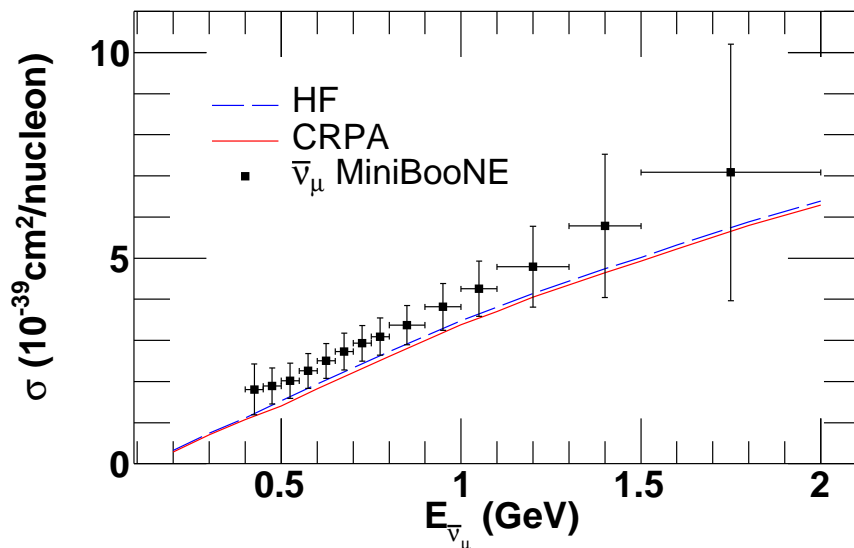


FIG. 4: Flux unfolded total cross section per target proton for  $^{12}\text{C}(\bar{\nu}_\mu, \mu^+)X$  as a function of  $E_{\bar{\nu}_\mu}$ , compared with MiniBooNE data [18].

observe in Fig. 3, that at very forward scatterings,  $\cos\theta_\mu \approx 1$ , the CRPA cross section generates more strength (emerging from the low-lying excitation) than the HF.

### III. CONCLUSIONS

We have presented a continuum random phase approximation approach for quasielastic electron- and neutrino-nucleus scattering. We validated the reliability of our formalism, in the quasielastic region, by comparing  $(e, e')$  cross section with the available data. An interesting feature of our CRPA formalism is the successful prediction of low-energy nuclear excitations. We calculated flux-folded  $^{12}\text{C}(\bar{\nu}_\mu, \mu^+)X$  cross sections and compared them with the MiniBooNE antineutrino cross-section measurements. CRPA predictions are successful in describing the gross features of the cross section but seem to underestimate slightly the measured cross section. We illustrated how low-energy

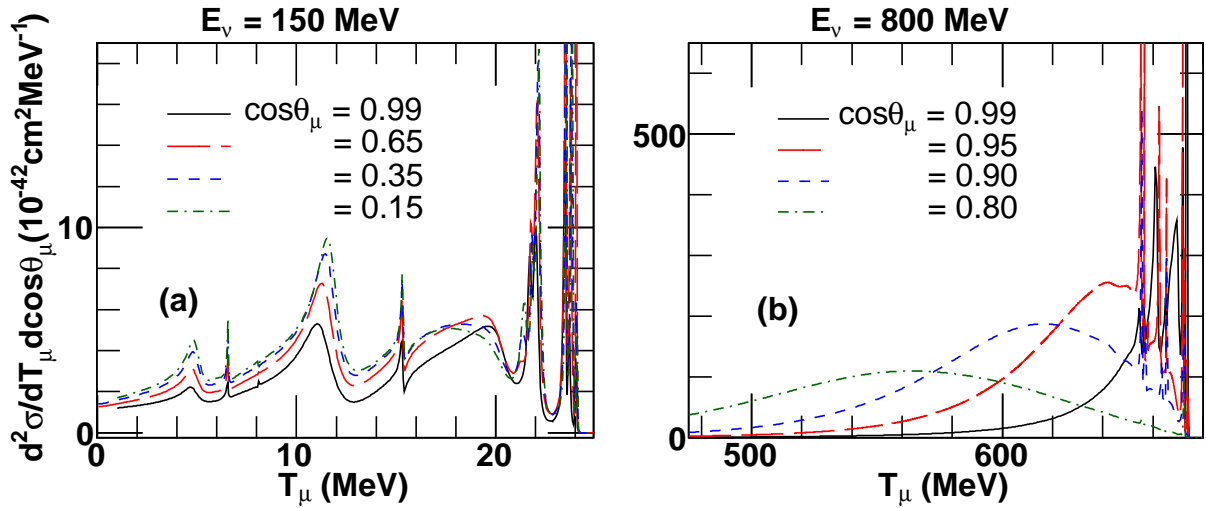


FIG. 5: Neutrino induced low-energy nuclear excitations in double differential cross section for  $^{12}\text{C}(\nu_{\mu}, \mu^{-})$  plotted as a function  $T_{\mu}$ , for different  $\cos\theta_{\mu}$  values.

nuclear excitations can possibly account for non-negligible contributions to the neutrino signal in accelerator-based neutrino-oscillation experiments.

#### Acknowledgments

This research was funded by the Interuniversity Attraction Poles Programme initiated by the Belgian Science Policy Office, the Research Foundation Flanders (FWO-Flanders) and by the Erasmus Mundus External Cooperations Window's Eurindia Project.

- 
- [1] J. Ryckebusch, M. Waroquier, K. Heyde, J. Moreau, and D. Ryckbosch, Nucl. Phys. A**476**, 237 (1988).
  - [2] J. Ryckebusch, K. Heyde, D. Van Neck, and M. Waroquier, Nucl. Phys. A**503**, 694 (1989).
  - [3] N. Jachowicz, K. Heyde, J. Ryckebusch, and S. Rombouts, Phys. Rev. C**59**, 3246 (1999).
  - [4] N. Jachowicz, K. Heyde, J. Ryckebusch, and S. Rombouts, Phys. Rev. C**65**, 025501 (2002).
  - [5] N. Jachowicz, K. Vantournhout, J. Ryckebusch, and K. Heyde, Phys. Rev. Lett. **93**, 082501 (2004).
  - [6] N. Jachowicz, G. C. McLaughlin, Phys. Rev. Lett. **96**, 172301 (2006).
  - [7] N. Jachowicz, C. Praet, and J. Ryckebusch, Acta Physica Polonica B, 40(9), 2559-2564 (2009).
  - [8] N. Jachowicz, and V. Pandey, proceedings NuInt12, to be published.
  - [9] V. Pandey, N. Jachowicz, J. Ryckebusch, T. Van Cuyck, and W. Cosyn, Phys. Rev. C**89**, 024601 (2014).
  - [10] V. Pandey, N. Jachowicz, T. Van Cuyck, J. Ryckebusch, and M. Martini, arXiv:1412.4624 [nucl-th].
  - [11] M. Waroquier, J. Ryckebusch, J. Moreau, K. Heyde, N. Blasi, S.Y. van de Werf, and G. Wenes, Phys. Rep. **148**, 249 (1987).
  - [12] J. Engel, Phys. Rev. C**57**, 2004 (1998).
  - [13] S. Jeschonnek, T. W. Donnelly, Phys. Rev. C**57**, 2438 (1998).
  - [14] P. Barreau *et al.*, Nucl. Phys. A**402**, 515 (1983).
  - [15] R. M. Sealock *et al.*, Phys. Rev. Lett.**62**, 1350 (1989).
  - [16] D. S. Bagdasaryan *et al.*, YERPHI-1077-40-88 (1988).
  - [17] D. B. Day *et al.*, Phys. Rev. C **48**, 1849 (1993).
  - [18] A. A. Aguilar-Arevalo *et al.*, (MiniBooNE Collaboration), Phys. Rev. D**88**, 032001 (2013).
  - [19] M. Martini, M. Ericson, G. Chanfray, and J. Marteau, Phys. Rev. C **80**, 065501 (2009).
  - [20] M. Martini, M. Ericson, G. Chanfray, and J. Marteau, Phys. Rev. C **81**, 045502 (2010).
  - [21] J. Nieves, I. Ruiz Simo, and M.J. Vicente Vacas, Phys. Rev. C **83**, 045501 (2011).
  - [22] M. Martini, and M. Ericson, Phys. Rev. C **87**, 065501 (2013).
  - [23] J. Nieves, I. Ruiz Simo, and M. Vicente Vacas, Phys. Lett. B **721**, 90 (2013).
  - [24] A. A. Aguilar-Arevalo *et al.*, (MiniBooNE Collaboration), Phys. Rev. D**81**, 092005 (2010).
  - [25] K. Abe *et al.*, (T2K Collaboration), Phys. Rev. D**87**, 092003 (2013).