

A study of vorticity formation in high energy nuclear collisions

F. Becattini,^{1,2} G. Inghirami,^{3,1} V. Rolando,^{4,5} A. Beraudo,⁶
L. Del Zanna,^{1,2,7} A. De Pace,⁶ M. Nardi,⁶ G. Pagliara,^{4,5} and V. Chandra⁸

¹*Dipartimento di Fisica e Astronomia, Università di Firenze, Via G. Sansone 1, I-50019 Sesto F.no (Firenze), Italy*

²*INFN - Sezione di Firenze, Via G. Sansone 1, I-50019 Sesto F.no (Firenze), Italy*

³*Frankfurt Institute for Advanced Studies (FIAS), Johann Wolfgang Goethe University, Frankfurt am Main, Germany*

⁴*Dipartimento di Fisica e Scienze della Terra, Università di Ferrara, Via Saragat 1, I-44100 Ferrara, Italy*

⁵*INFN - Sezione di Ferrara, Via Saragat 1, I-44100 Ferrara, Italy*

⁶*INFN - Sezione di Torino, Via P. Giuria 1, I-10125 Torino, Italy*

⁷*INAF - Osservatorio Astrofisico di Arcetri, L.go E. Fermi 5, I-50125 Firenze, Italy*

⁸*Indian Institute of Technology Gandhinagar, Ahmedabad-382424, Gujrat, India*

(Dated: August 18, 2015)

We present a quantitative study of vorticity formation in peripheral ultrarelativistic heavy ion collisions at $\sqrt{s_{\text{NN}}} = 200$ GeV by using the ECHO-QGP numerical code, implementing relativistic dissipative hydrodynamics in the causal Israel-Stewart framework in 3+1 dimensions with an initial Bjorken flow profile. We consider and discuss different definitions of vorticity which are relevant in relativistic hydrodynamics. After demonstrating the excellent capabilities of our code, which proves to be able to reproduce Gubser flow up to 8 fm/c, we show that, with the initial conditions needed to reproduce the measured directed flow in peripheral collisions corresponding to an average impact parameter $b = 11.6$ fm and with the Bjorken flow profile for a viscous Quark Gluon Plasma with $\eta/s = 0.1$ fixed, a vorticity of the order of some 10^{-2} c/fm can develop at freezeout. The ensuing polarization of Λ baryons does not exceed 1.4% at midrapidity. We show that the amount of developed directed flow is sensitive to both the initial angular momentum of the plasma and its viscosity.

I. INTRODUCTION

The hydrodynamical model has by now become a paradigm for the study of the QCD plasma formed in nuclear collisions at ultrarelativistic energies. There has been a considerable advance in hydrodynamics modeling and calculations of these collisions over the last decade. Numerical simulations in 2+1D [1] and in 3+1 D [2–7] including viscous corrections are becoming the new standard in this field and existing codes are also able to handle initial state fluctuations.

An interesting issue is the possible formation of vorticity in peripheral collisions [8–10]. Indeed, the presence of vorticity may provide information about the (mean) initial state of the hydrodynamical evolution which cannot be achieved otherwise, and it is related to the onset of peculiar physics in the plasma at high temperature, such as the chiral vortical effect [11]. Furthermore, it has been shown that vorticity gives rise to polarization of particles in the final state, so that e.g. Λ baryon polarization - if measurable - can be used to detect it [12, 13]. Finally, as we will show, numerical calculation of vorticity can be used to make stringent tests of numerical codes, as the T-vorticity (see sect. II for the definition) is expected to vanish throughout under special initial conditions in the ideal case.

Lately, vorticity has been the subject of investigations in refs. [9, 10] with peculiar initial conditions in cartesian coordinates, ideal fluid approximation and isochronous freezeout. Instead, in this work, we calculate different kinds of vorticity with our 3+1D ECHO-QGP¹ code [3], including dissipative relativistic hydrodynamics in the Israel-Stewart formulation with Bjorken initial conditions for the flow (i.e. with

$u^x = u^y = u^z = 0$), henceforth denoted as BIC. It should be pointed out from the very beginning that the purpose of this work is to make a general assessment of vorticity at top RHIC energy and not to provide a precision fit to all the available data. Therefore, our calculations do not take into account effects such as viscous corrections to particle distribution at the freezeout and initial state fluctuations, that is we use smooth initial conditions obtained averaging over many events.

A. Notations

In this paper we use the natural units, with $\hbar = c = K = 1$. The Minkowskian metric tensor is $\text{diag}(1, -1, -1, -1)$; for the Levi-Civita symbol we use the convention $\epsilon^{0123} = 1$. We will use the relativistic notation with repeated indices assumed to be summed over, however contractions of indices will be sometimes denoted with dots, e.g. $u \cdot T \cdot u \equiv u_\mu T^{\mu\nu} u_\nu$. The covariant derivative is denoted as d_μ (hence $d_\lambda g_{\mu\nu} = 0$), the exterior derivative by \mathbf{d} , whereas ∂_μ is the ordinary derivative.

II. VORTICITIES IN RELATIVISTIC HYDRODYNAMICS

Unlike in classical hydrodynamics, where vorticity is the curl of the velocity field \mathbf{v} , several vorticities can be defined in relativistic hydrodynamics which can be useful in different applications (see also the review [14]).

¹ The code is publicly available at the web site <http://theory.fi.infn.it/echoqgp>

A. The kinematical vorticity

This is defined as:

$$\omega_{\mu\nu} = \frac{1}{2}(d_\nu u_\mu - d_\mu u_\nu) = \frac{1}{2}(\partial_\nu u_\mu - \partial_\mu u_\nu) \quad (1)$$

where u is the four-velocity field. This tensor includes both the acceleration A and the relativistic extension of the angular velocity pseudo-vector ω_μ in the usual decomposition of an antisymmetric tensor field into a polar and pseudo-vector fields:

$$\begin{aligned} \omega_{\mu\nu} &= \epsilon_{\mu\nu\rho\sigma} \omega^\rho u^\sigma + \frac{1}{2}(A_\mu u_\nu - A_\nu u_\mu) \\ A_\mu &= 2\omega_{\mu\nu} u^\nu = u^\nu d_\nu u_\mu \equiv D u_\mu \\ \omega_\mu &= -\frac{1}{2} \epsilon_{\mu\rho\sigma\tau} \omega^{\rho\sigma} u^\tau \end{aligned} \quad (2)$$

where $\epsilon_{\mu\nu\rho\sigma}$ is the Levi-Civita symbol. Using of the transverse (to u) projector:

$$\Delta^{\mu\nu} \equiv g^{\mu\nu} - u^\mu u^\nu,$$

and the usual definition of the orthogonal derivative

$$\nabla_\mu \equiv \Delta_\mu^\alpha d_\alpha = d_\mu - u_\mu D,$$

where $D = u^\alpha d_\alpha$, it is convenient to define also a transverse kinematical vorticity as:

$$\omega_{\mu\nu}^\Delta = \Delta_{\mu\rho} \Delta_{\nu\sigma} \omega^{\rho\sigma} = \frac{1}{2}(\nabla_\nu u_\mu - \nabla_\mu u_\nu) \quad (3)$$

Using the above definition in the decomposition (2) it can be shown that:

$$\omega_{\mu\nu}^\Delta = \epsilon_{\mu\nu\rho\sigma} \omega^\rho u^\sigma \quad (4)$$

that is ω^Δ is the tensor formed with the angular velocity vector only. As we will show in the next subsection, only ω^Δ shares the ‘‘conservation’’ property of the classical vorticity for an ideal barotropic fluid.

B. The T-vorticity

This is defined as:

$$\Omega_{\mu\nu} = \frac{1}{2}[\partial_\nu(Tu_\mu) - \partial_\mu(Tu_\nu)] \quad (5)$$

and it is particularly useful for a relativistic uncharged fluid, such as the QCD plasma formed in nuclear collisions at very high energy. This is because from the basic thermodynamic relations when the temperature is the only independent thermodynamic variable, the ideal relativistic equation of motion $(\varepsilon + p)A_\mu = \nabla_\mu p$ can be recast in the simple form (see e.g. [15]):

$$u^\mu \Omega_{\mu\nu} = \frac{1}{2}(TA_\nu - \nabla_\nu T) = 0 \quad (6)$$

The above (6) is also known as Carter-Lichnerowicz equation [14] for an ideal uncharged fluid and it entails conservation properties which do not hold for the kinematical vorticity. This can be better seen in the the language of differential forms, rewriting the definition of the T-vorticity as the exterior derivative of a the vector field (1-form) Tu , that is $\Omega = \mathbf{d}(Tu)$. Indeed, the eq. (6) implies - through the Cartan identity - that the Lie derivative of Ω along the vector field u vanishes, that is

$$\mathcal{L}_u \Omega = u \cdot \mathbf{d}\Omega + \mathbf{d}(u \cdot \Omega) = 0 \quad (7)$$

because Ω is itself the external derivative of the vector field Tu and $\mathbf{d}\mathbf{d} = 0$. The eq. (7) states that the T-vorticity is conserved along the flow and, thus, if it vanishes at an initial time it will remain so at all times. This can be made more apparent by expanding the Lie derivative definition in components:

$$(\mathcal{L}_u \Omega)^{\mu\nu} = D\Omega^{\mu\nu} - \partial_\sigma u^\mu \Omega^{\sigma\nu} - \partial_\sigma u^\nu \Omega^{\sigma\mu} = 0 \quad (8)$$

The above equation is in fact a differential equation for Ω precisely showing that if $\Omega = 0$ at the initial time then $\Omega \equiv 0$. Thereby, the T-vorticity has the same property as the classical vorticity for an ideal barotropic fluid, such as the Kelvin circulation theorem, so the integral of Ω over a surface enclosed by a circuit comoving with the fluid will be a constant.

One can write the relation between T-vorticity and kinematical vorticity by expanding the definition (5):

$$\Omega_{\mu\nu} = \frac{1}{2}[(\partial_\nu T)u_\mu - (\partial_\mu T)u_\nu] + T\omega_{\mu\nu}$$

implying that the double-transverse projection of Ω :

$$\Delta_{\mu\rho} \Delta_{\nu\sigma} \Omega^{\rho\sigma} \equiv \Omega_{\mu\nu}^\Delta = T\omega_{\mu\nu}^\Delta$$

Hence, the tensor ω^Δ shares the same conservation properties of Ω^Δ , namely it vanishes at all times if it is vanishing at the initial time. Conversely, the mixed projection of the kinematical vorticity:

$$u^\rho \omega_{\rho\sigma} \Delta^{\sigma\nu} = \frac{1}{2}A_\sigma$$

does not. It then follows that for an ideal uncharged fluid with $\omega^\Delta = 0$ at the initial time, the kinematical vorticity is simply:

$$\omega_{\mu\nu} = \frac{1}{2}(A_\mu u_\nu - A_\nu u_\mu) \quad (9)$$

C. The thermal vorticity

This is defined as [13]:

$$\varpi_{\mu\nu} = \frac{1}{2}(\partial_\nu \beta_\mu - \partial_\mu \beta_\nu) \quad (10)$$

where β is the temperature four-vector. This vector is defined as $(1/T)u$ once a four-velocity u , that is a hydrodynamical frame, is introduced, but it can also be taken as a primordial quantity to define a velocity through $u \equiv \beta/\sqrt{\beta^2}$

[16]. The thermal vorticity features two important properties: it is adimensional in natural units (in cartesian coordinates) and it is the actual constant vorticity at the global equilibrium with rotation [17] for a relativistic system, where β is a Killing vector field whose expression in Minkowski space-time is $\beta_\mu = b_\mu + \varpi_{\mu\nu}x^\nu$ being b and ϖ constant. In this case the magnitude of thermal vorticity is - with the natural constants restored - simply $\hbar\omega/k_B T$ where ω is a constant angular velocity. In general, (replacing ω with the classical vorticity defined as the curl of a proper velocity field) it can be readily realized that the adimensional thermal vorticity is a tiny number for most hydrodynamical systems, though it can be significant for the plasma formed in relativistic nuclear collisions.

Furthermore, the thermal vorticity is responsible for the local polarization of particles in the fluid according to the formula [12]:

$$\Pi_\mu(x, p) = -\frac{1}{8}\epsilon_{\mu\rho\sigma\tau}(1 - n_F) \varpi^{\rho\sigma} \frac{p^\tau}{m} \quad (11)$$

which applies to spin 1/2 fermions, n_F being the Fermi-Dirac-Jüttner distribution function.

$$n_F = \frac{1}{\mathfrak{e}^{\beta(x) \cdot p - \mu/T} + 1} \quad (12)$$

Similarly to the previous subsection, one can readily obtain the relation between T-vorticity and thermal vorticity:

$$\varpi_{\mu\nu} = \frac{1}{2T^2} [(\partial_\mu T) u_\nu - (\partial_\nu T) u_\mu] + \frac{1}{T^2} \Omega_{\mu\nu} \quad (13)$$

Again, the double transverse projection of ϖ is proportional to the one of Ω :

$$\Delta_{\mu\rho} \Delta_{\nu\sigma} \varpi^{\rho\sigma} \equiv \varpi_{\mu\nu}^\Delta = \frac{1}{T^2} \Omega_{\mu\nu}^\Delta = \frac{1}{T} \omega^\Delta$$

whereas the mixed projection turns out to be, using eq. (13)

$$u^\rho \varpi_{\rho\sigma} \Delta^{\sigma\nu} = \frac{1}{2T^2} \nabla^\nu T + \frac{A^\nu}{2T}$$

Again, for an ideal uncharged fluid with $\omega^\Delta = 0$ at the initial time, by using the equations of motion (6), one has the above projection is just A^ν/T and that the thermal vorticity is simply:

$$\varpi_{\mu\nu} = \frac{1}{T} (A_\mu u_\nu - A_\nu u_\mu) \quad (14)$$

A common feature of the kinematical and thermal vorticity is that their purely spatial components can be non-vanishing if the acceleration and velocity field are non-parallel, even though velocity is vanishing at the beginning.

III. HIGH ENERGY NUCLEAR COLLISIONS

In nuclear collisions at very large energy, the QCD plasma is an almost uncharged fluid. Therefore, according to previous section's arguments, in the ideal fluid approximation,

if the transversely projected vorticity tensor ω^Δ initially vanishes, so will the transverse projection Ω^Δ and ϖ^Δ and the kinematical and thermal vorticities will be given by the formulae (9) and (14) respectively. Indeed, the T-vorticity Ω will vanish throughout because also its longitudinal projection vanishes according to eq. (6). This is precisely what happens for the usually assumed BIC for the flow at τ_0 , that is $u^x = u^y = u^\eta = 0$, where one has $\omega^\Delta = 0$ at the beginning as it can be readily realized from the definition (1). On the other hand, for a viscous uncharged fluid, transverse vorticities can develop even if they are zero at the beginning.

It should be noted though, that even if the space-space components (x, y, η indices) of the kinematical vorticity tensor vanish at the initial Bjorken time τ_0 , they can develop at later times even for an ideal fluid if the spatial parts of the acceleration and velocity fields are not parallel, according to eq. (9). The equation makes it clear that the onset of spatial components of the vorticity is indeed a relativistic effect as, with the proper dimensions, it goes like $(\mathbf{a} \times \mathbf{v})/c^2$.

In the full longitudinally boost invariant Bjorken picture, that is $u^\eta = 0$ throughout the fluid evolution, in the ideal case, as $\omega^\Delta = 0$, the only allowed components of the kinematical vorticity are $\omega^{\tau x}, \omega^{\tau y}$ and ω^{xy} from the first eq. (2). The ω^{xy} component, at $\eta = 0$, because of the reflection symmetry (see fig. 1) in both the x and y axes, can be different from zero but it ought to change sign by moving clockwise (or counterclockwise) to the neighbouring quadrant of the xy plane; for central collisions it simply vanishes.

However, in the viscous case, more components of the vorticities can be non-vanishing. Furthermore, in more realistic 3+1 D hydrodynamical calculations, a non-vanishing u^η can develop because of the asymmetries of the initial energy density in the $x - \eta$ and $y - \eta$ planes at finite impact parameter. The asymmetry is essential to reproduce the observed directed flow coefficient $v_1(y)$ in a 3+1D ideal hydrodynamic calculation with BIC, as shown by Bozek [18], and gives the plasma a total angular momentum, as it will be discussed later on.

In this work, we calculate the vorticities, and especially the thermal vorticity ϖ by using basically the same parametrization of the initial conditions in ref. [18]. Those initial conditions are a modification of the usual BIC to take into account that the plasma, in peripheral collisions, has a relatively large angular momentum (see Appendix A). They are a minimal modifications of the BIC in that the initial flow velocity Bjorken components are still zero, but the energy density longitudinal profile is changed and no longer symmetric by the reflection $\eta \rightarrow -\eta$. They are summarized hereinafter. Given the usual thickness function expression:

$$T(x, y) = \int_{-\infty}^{\infty} dz n(x, y, z) = \int_{-\infty}^{\infty} dz \frac{n_0}{1 + e^{(\sqrt{x^2 + y^2 + z^2} - R)/\delta}} \quad (15)$$

where $n_0 = 0.1693 \text{ fm}^{-3}$, $\delta = 0.535 \text{ fm}$ and $R = 6.38 \text{ fm}$ are the nuclear density, the width and the radius of the nuclear Fermi distribution respectively, the following functions

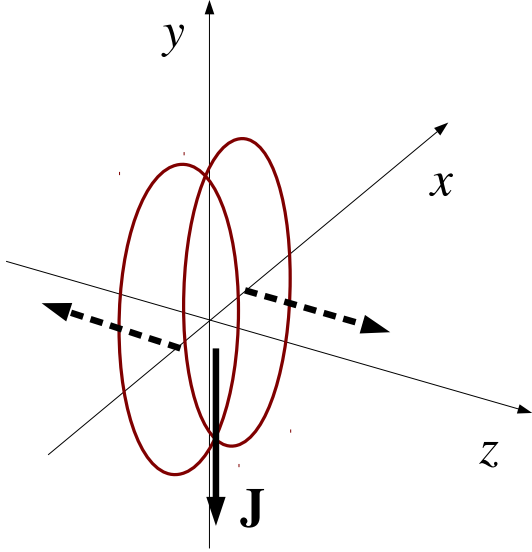


Figure 1: Colliding nuclei and conventional cartesian reference frame. Also shown the initial angular momentum vector.

are defined:

$$T_1 = T_+ \left(1 - \left(1 - \frac{\sigma T_-}{A} \right)^A \right) \quad (16)$$

$$T_2 = T_- \left(1 - \left(1 - \frac{\sigma T_+}{A} \right)^A \right) \quad (17)$$

where σ is the inelastic NN cross section, A the mass number of the colliding nuclei, and:

$$T_+(\mathbf{x}_T) = T(\mathbf{x}_T + \mathbf{b}/2) \quad T_-(\mathbf{x}_T) = T(\mathbf{x}_T - \mathbf{b}/2) \quad (18)$$

where $\mathbf{x}_T = (x, y)$ is the vector of the transverse plane coordinates and \mathbf{b} is the impact parameter vector, connecting the centers of the two nuclei. In our conventional cartesian reference frame, the \mathbf{b} vector is oriented along the positive x axis and the two nuclei have initial momentum along the z axis (whence the reaction plane is the xz plane) and their momenta are directed so as to make the initial total angular momentum oriented along the negative y axis (see fig. 1). The wounded nucleons weight function W_N is then defined:

$$W_N(x, y, \eta) = 2 (T_1(x, y)f_-(\eta) + T_2(x, y)f_+(\eta)) \quad (19)$$

where:

$$f_-(\eta) = \begin{cases} 1 & \eta < -\eta_m \\ \frac{-\eta + \eta_m}{2\eta_m} & -\eta_m \leq \eta \leq \eta_m \\ 0 & \eta > \eta_m \end{cases}$$

and

$$f_+(\eta) = \begin{cases} 0 & \eta < -\eta_m \\ \frac{\eta + \eta_m}{2\eta_m} & -\eta_m \leq \eta \leq \eta_m \\ 1 & \eta > \eta_m \end{cases}$$

Finally, the initial proper energy density distribution is assumed to be:

$$\varepsilon(x, y, \eta) = \varepsilon_0 W(x, y, \eta) H(\eta), \quad (20)$$

where the total weight function $W(x, y, \eta)$ is defined as:

$$W(x, y, \eta) = \frac{(1 - \alpha) W_N(x, y, \eta) + \alpha n_{BC}(x, y)}{(1 - \alpha) W_N(0, 0, 0) + \alpha n_{BC}(0, 0)} \Big|_{\mathbf{b}=0} \quad (21)$$

and:

$$H(\eta) = \exp\left(-\frac{\tilde{\eta}^2}{2\sigma_\eta^2}\theta(\tilde{\eta})\right) \quad \tilde{\eta} = |\eta| - \eta_{flat}/2 \quad (22)$$

In the eq. (21) $n_{BC}(x, y)$ is the mean number of binary collisions:

$$n_{BC}(x, y) = \sigma_{in} T_+(x, y) T_-(x, y) \quad (23)$$

and α is the *collision hardness* parameter, which can vary between 0 and 1.

This parametrization, and especially the chosen forms of the functions f_\pm , are certainly not unique as a given angular momentum can be imparted to the plasma in infinitely many ways. Nevertheless, as has been mentioned, it proved to reproduce correctly the directed flow in a 3+1D hydrodynamical calculation of peripheral Au-Au collisions at high energy [18], thus we took it as a good starting point. A variation of this initial condition will be briefly discussed in sect. VII. Besides, the parametrization (20) essentially respects the causality constraint that the plasma cannot extend beyond $\eta = y_{beam}$. Indeed, at $\sqrt{s_{NN}} = 200$ GeV $y_{beam} \simeq 5.36$ while the 3σ point in the gaussian profile in eq. (22) lies at $\eta = \eta_{flat}/2 + 3\sigma_\eta \simeq 4.4$.

The free parameters have been chosen following ref. [19], where they were adjusted to reproduce the data in Au-Au collisions at $\sqrt{s_{NN}} = 200$ GeV. They are reported in table I.

We have run the ECHO-QGP code in both the ideal and viscous modes with the parameters reported in table I and the equation of state reported in ref. [20]. The impact parameter value $b = 11.57$ was chosen as, in the optical Glauber model, it corresponds to the mean value of the 40-80% centrality class ($9.49 < b < 13.42$ fm [21]) used by the STAR experiment for the directed flow measurement in ref. [22]. The initial flow velocities u^x, u^y, u^z were set to zero, according to BIC. The freezeout hypersurface - isothermal at $T_{fo} = 130$ MeV - is determined with the methods described in refs. [3, 23].

IV. QUALIFICATION OF THE ECHO-QGP CODE

To show that our code is well suited to model the evolution of the matter produced in heavy-ion collisions and hence to

Parameter	Value
$\sqrt{s_{NN}}$	200 GeV
α	0.
ϵ_0	30 GeV/fm ³
σ_{in}	40 mb
τ_0	0.6 fm/c
η_{flat}	1
σ_η	1.3
T_{fo}	130 MeV
b	11.57 fm
η_m ideal	3.36
η_m viscous	2.0
η/s	0.1

Table I: Parameters defining the initial configuration of the fluid in Bjorken coordinates. The last two parameter values have been fixed for the last physical run.

carry out our study on the development of vorticity in such an environment, we have performed two calculations, referring to an ideal and viscous scenario respectively, providing a very stringent numerical test.

Before describing these tests, it should be pointed out that the vorticities components are to be calculated in Bjorken coordinates, whose metric tensor is $g_{\mu\nu} = \text{diag}(1, -1, -1, -\tau^2)$, hence they do not all have the same dimension nor they are adimensional as it is desirable (except the thermal vorticity, as it has been emphasized in Sect. II). For a proper comparison it is better to use the orthonormal basis, which involves a factor τ when the η components are considered. Moreover, the cumulative contribution of all components is well described by the invariant modulus, which, for a generic antisymmetric tensor $A_{\mu\nu}$ is:

$$A^2 = A_{\mu\nu}A^{\mu\nu} = 2[A_{xy}^2 - A_{\tau x}^2 - A_{\tau y}^2 + (A_{\eta x}^2 + A_{\eta y}^2 - A_{\eta\tau}^2)/\tau^2]. \quad (24)$$

Furthermore, we have always rescaled the T-vorticity by $1/T^2$ in order to have an adimensional number. Since the T-vorticity has always been determined at the isothermal freezeout, in order to get its actual magnitude, one just needs to multiply it by T_{fo}^2 .

A. T-vorticity for an ideal fluid

Since the fluid is assumed to be uncharged and the initial T-vorticity Ω is vanishing with the BIC, it should be vanishing throughout, according to the discussion in sect. II). However, the discretization of the hydrodynamical equations entails a numerical error, thus the smallness of Ω in an ideal run is a gauge of the quality of the computing method. In fig. 2 we show the mean of the absolute values of the six independent Bjorken components at the freeze-out hypersurface, of the T-vorticity divided by T^2 to make it adimensional, as a function

of the grid resolution (the boundaries in x, y, η being fixed)² As it is expected, the normalized T-vorticity decreases as the resolution improves.

Because of the relation (13), the residual value at our best spatial resolution of 0.15 fm can be taken as a numerical error for later calculations of the thermal vorticity.

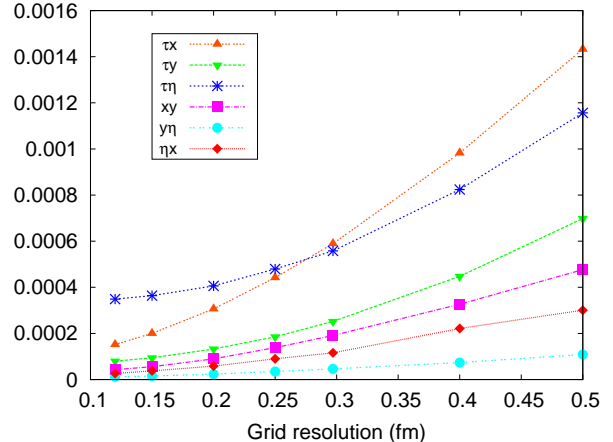


Figure 2: (color online) Mean of the absolute value of T-vorticity components, divided by T^2 , at the freeze-out as a function of the grid resolution.

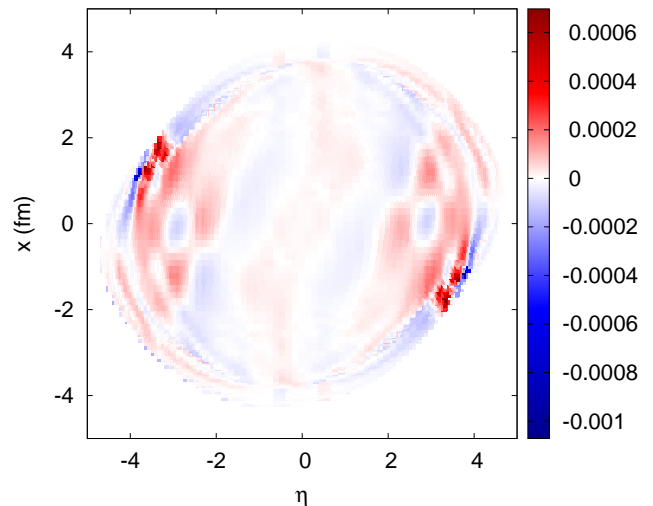


Figure 3: (color online) Contour plot of $\Omega_{x\eta}/\tau T^2$ at the freeze-out hypersurface at $y = 0$.

² It should be pointed out that, throughout this work, by mean values of the vorticities we mean simple averages of the (possibly rescaled by $1/\tau$) Bjorken components over the freezeout hypersurface without geometrical cell weighting. Therefore, the plotted mean values have no physical meaning and they should be taken as descriptive numbers which are related to the global features of vorticity components at the freeze-out.

B. Gubser flow

A very useful test for the validation of a numerical code of relativistic dissipative hydrodynamics is the explicit solution of Israel-Stewart theory of a Bjorken flow with an azimuthally symmetric radial expansion [24–27], the so-called Gubser flow. Indeed, this solution provides a highly non-trivial theoretical benchmark.

For the sake of clarity, we briefly summarize the main steps leading to the analytical solution, to be compared with the numerical computation. In the case of a conformal fluid, with $p = \epsilon/3$ EOS, the invariance for scale transformations sets the terms entering the second-order viscous hydrodynamic equations. The additional requests of azimuthal and longitudinal-boost invariance, constrain the solution of the hydrodynamic equations, which has to be invariant under $\text{SO}(3)_q \otimes \text{SO}(1, 1) \otimes \text{Z}_2$ transformations. To start with, one defines a modified space-time metric as follows (with usual Bjorken coordinates, η being the spacetime rapidity):

$$\begin{aligned} ds^2 &= \tau^2 d\hat{s}^2 \equiv \tau^2 \left(\frac{d\tau^2 - dx^2}{\tau^2} - d\eta^2 \right) \\ &= \tau^2 \left(\frac{d\tau^2 - dr^2 - r^2 d\phi^2}{\tau^2} - d\eta^2 \right), \end{aligned}$$

which can be viewed as a rescaling of the metric tensor:

$$ds^2 \longrightarrow d\hat{s}^2 \equiv ds^2/\tau^2 \iff g_{\mu\nu} \longrightarrow \hat{g}_{\mu\nu} \equiv g_{\mu\nu}/\tau^2.$$

It can be shown that $d\hat{s}^2$ is the invariant spacetime interval of $dS_3 \otimes R$, where dS_3 is the three-dimensional de Sitter space and R refers to the rapidity coordinate. It is then convenient to perform a coordinate transformation (q is an arbitrary parameter setting an energy scale for the solution once one goes back to physical dimensionful coordinates)

$$\sinh \rho \equiv -\frac{1 - q^2(\tau^2 - r^2)}{2q\tau}, \quad \tan \theta \equiv \frac{2qr}{1 + q^2(\tau^2 - r^2)}, \quad (25)$$

after which the rescaled spacetime element $d\hat{s}^2$ reads

$$d\hat{s}^2 = d\rho^2 - \cosh^2 \rho (d\theta^2 + \sin^2 \theta d\phi^2) - d\eta^2. \quad (26)$$

The full symmetry of the problem is now manifest. $\text{SO}(1, 1)$ and Z_2 refer to the usual invariance for longitudinal boosts and $\eta \rightarrow -\eta$ inversion, while $\text{SO}(3)_q$ reflects the spherical symmetry of the rescaled metric tensor in the new coordinates. In Gubser coordinates the fluid is at rest:

$$\hat{u}_\rho = 1, \quad \hat{u}_\theta = \hat{u}_\phi = \hat{u}_\eta = 0. \quad (27)$$

The corresponding flow in Minkowski space can be obtained taking into account both the rescaling of the metric and the change of coordinates

$$u_\mu = \tau \frac{\partial \hat{x}^\nu}{\partial x^\mu} \hat{u}_\nu,$$

where $\hat{x}^\mu = (\rho, \theta, \phi, \eta)$ and $x^\mu = (\tau, r, \phi, \eta)$. Other quantities such as the temperature or the viscous tensors require the solution of the following set of hydrodynamic equations (their

most general form actually admits further terms that were derived for a system of massless particles in refs. [28, 29]), valid for the case of a conformal fluid with $\epsilon = 3p$:

$$\frac{DT}{T} + \frac{\theta}{3} - \frac{\pi_{\mu\nu}\sigma^{\mu\nu}}{3sT} = 0 \quad (28a)$$

$$\tau_\pi \left(\Delta_\alpha^\mu \Delta_\beta^\nu D\pi^{\alpha\beta} + \frac{4}{3}\pi^{\mu\nu}\theta \right) + \pi^{\mu\nu} = 2\eta\sigma^{\mu\nu}. \quad (28b)$$

In the case of the Gubser flow in Eq. (28), due to the traceless and transverse conditions $\hat{\pi}_\mu^\mu = 0$ and $\hat{u}_\mu \hat{\pi}_\nu^\mu = 0$, one has simply to solve the two equations ($\bar{\pi}^m \equiv \hat{\pi}^m / \hat{s}\hat{T}$)

$$\frac{1}{\hat{T}} \frac{d\hat{T}}{d\rho} + \frac{2}{3} \tanh \rho = \frac{1}{3} \bar{\pi}^m \tanh \rho \quad (29)$$

and ($\hat{\eta}/\hat{s} = \eta/s$, being the ratio dimensionless)

$$\hat{\tau}_R \left[\frac{d\bar{\pi}^m}{d\rho} + \frac{4}{3} (\bar{\pi}^m)^2 \tanh \rho \right] + \bar{\pi}^m = \frac{4}{3} \frac{\hat{\eta}}{\hat{s}\hat{T}} \tanh \rho. \quad (30)$$

The solution can be then mapped back to Minkowski space through the formulae:

$$T = \hat{T}/\tau, \quad \pi_{\mu\nu} = \frac{1}{\tau^2} \frac{\partial \hat{x}^\alpha}{\partial x^\mu} \frac{\partial \hat{x}^\beta}{\partial x^\nu} \hat{\pi}_{\alpha\beta}. \quad (31)$$

In fig. 4 we show the comparison between the Gubser analytical solution and our numerical computation for the temperature T and the components π^{xx} , π^{xy} and π^m of the viscous stress tensor respectively, at different times. The initial energy density profile was taken from the exact Gubser solution at the time $\tau = 1$ fm/c. The simulation has been performed with a grid of 0.025 fm in space and 0.001 fm in time. The shear viscosity to entropy density ratio was set to $\eta/s = 0.2$, while the shear relaxation time is $\tau_R = 5\eta/(\epsilon + p)$. The energy scale is set to $q = 1$ fm⁻¹. As it can be seen, the agreement is excellent up to late times.

C. T-vorticity for a viscous fluid

Unlike for an ideal uncharged fluid, T-vorticity can be generated in a viscous uncharged fluid even if it is initially vanishing. Thus, the T-vorticity can be used as a tool to estimate the numerical viscosity of the code in the ideal mode by extrapolating the viscous runs.

A comment is in order here. In general, in addition to standard truncation errors due to finite-difference interpolations, all shock-capturing upwind schemes are known to introduce numerical approximations that behave roughly as a dissipative effects, especially in the simplified solution to the Riemann problems at cell interfaces [30]. It is therefore important to check whether the code is not introducing, for a given resolution, numerical errors which are larger than the effects induced by the physics. We refer to the global numerical errors generically as numerical viscosity.

We have thus calculated the T-vorticity for different physical viscosities (in fact η/s ratios), in order to provide an upper

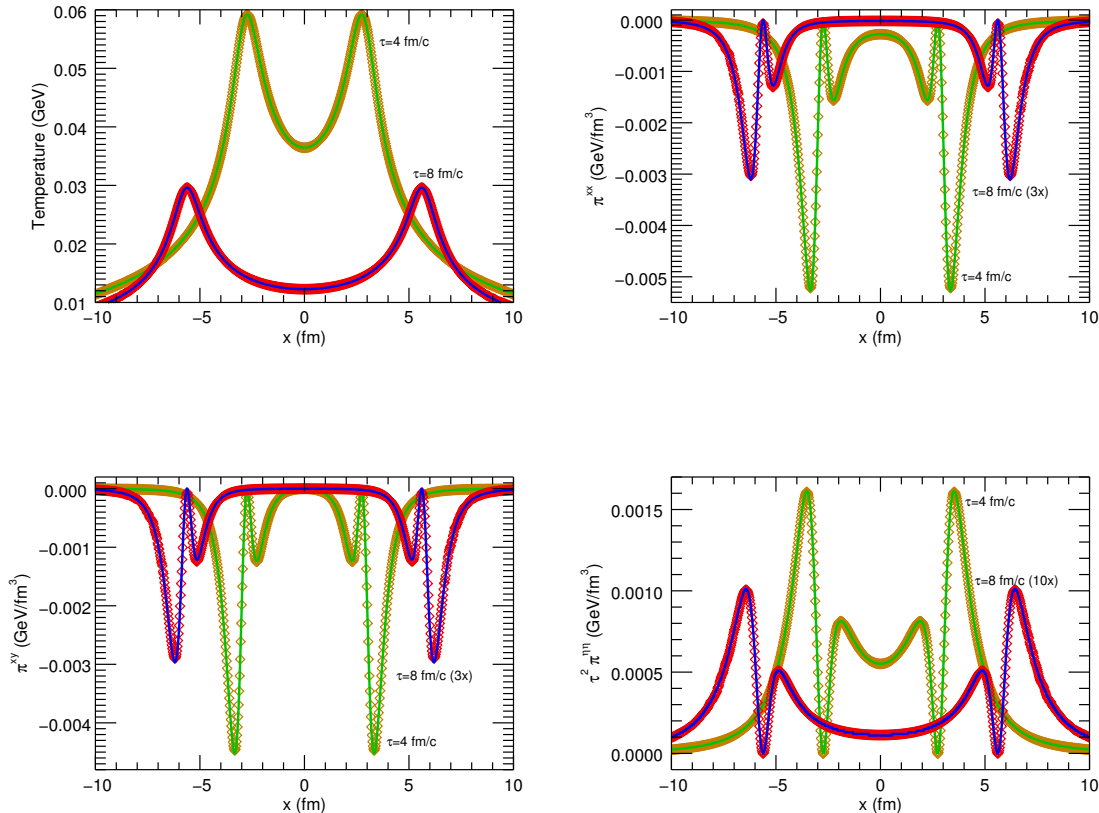


Figure 4: (color online) Comparison between the semi-analytic solution of the Gubser viscous flow (solid lines) and the numerical ECHO-QGP computation (dots).

bound for the numerical viscosity of ECHO-QGP in the ideal mode. The mean value of the T-vorticity is shown in fig. 5 and its extrapolation to zero occurs when $|\eta/s| \lesssim 0.002$ which is a very satisfactory value, comparable with the one obtained in ref. [4]. The good performance is due to the use of high-order reconstruction methods that are able to compensate for the highly diffusive two-wave Riemann solver employed [3].

V. DIRECTED FLOW, ANGULAR MOMENTUM AND THERMAL VORTICITY

With the initial conditions reported at the end of the Sect. III we have calculated the directed flow of pions (both charged states) at the freezeout and compared it with the STAR data for charged particles collected in the centrality interval 40-80% [22]. Directed flow is an important observable for several reasons. Recently, it has been studied at lower energy [31] with a hybrid fluid-transport model (see also ref. [32]). At $\sqrt{s_{NN}} = 200$ GeV, it has been calculated with an ideal 3+1D hydro code first by Bozek [18]. Herein, we extend the calculation to the viscous regime.

The amount of generated directed flow at the freezeout de-

pends of course on the initial conditions, particularly on the parameter η_m (see Sect. III), as shown in fig. 6. The directed flow also depends on η/s as shown in fig. 7 and could then be used to measure the viscosity of the QCD plasma along with other azimuthal anisotropy coefficients. It should be pointed out that, apparently, the directed flow can be reproduced by our hydrodynamical calculation only for $-3 < y < 3$. The dependence of $v_1(y)$ on η_m and η/s makes it possible to adjust the η_m parameter for a given η/s value. This adjustment cannot be properly called a precision fit because, as we have mentioned in the Introduction, several effects in the comparison between data and calculations have been deliberately neglected in this work. However, since our aim was to obtain a somewhat realistic evaluation of the vorticities, we have chosen the value of η_m for which we obtain the best agreement between our calculated pion $v_1(y)$ and the measured for charged particles in the central rapidity region. For the fixed $\eta/s = 0.1$ (approximately twice the conjectured universal lower bound) the corresponding best value of η_m turns out to be 2.0 (see fig. 8).

It is worth discussing more in detail an interesting relationship between the value of the parameter η_m and that of a conserved physical quantity, the angular momentum of the

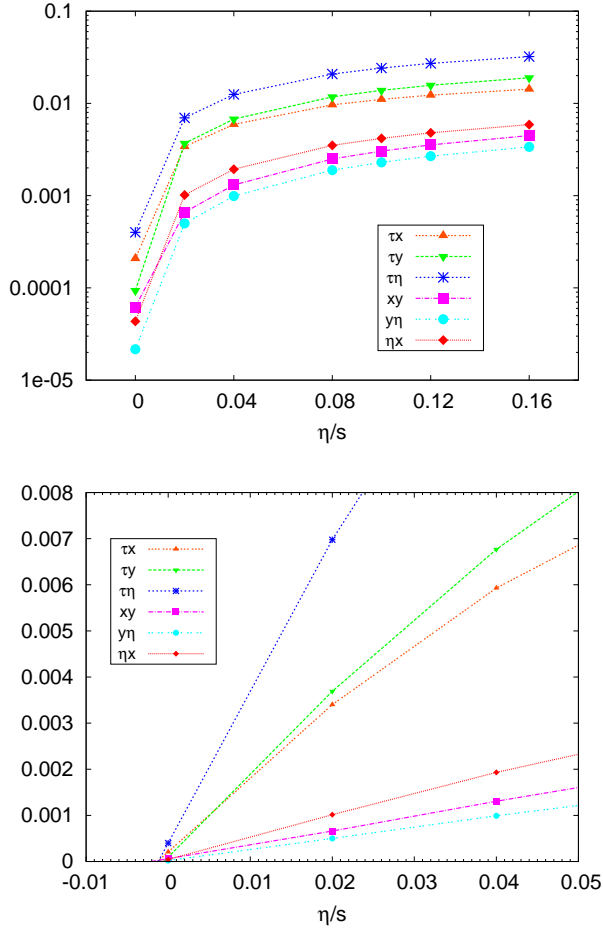


Figure 5: (color online) Mean of the absolute values of $\Omega_{\mu\nu}/T^2$ components at the freeze-out hypersurface as a function of η/s . Note that the $\Omega_{x\eta}$, $\Omega_{y\eta}$, $\Omega_{\tau\eta}$ have been multiplied by $1/\tau$. Upper panel: log scale. Lower panel: magnification of the region around zero viscosity.

plasma, which, for BIC is given by the integral (see Appendix A for the derivation):

$$J^y = -\tau_0 \int dx dy d\eta x \varepsilon(x, y, \eta) \sinh \eta \quad (32)$$

Since η_m controls the asymmetry of the energy density distribution in the $\eta - x$ plane, one expects that J_y will vary as a function of η_m . Indeed, if the energy density profile is symmetric in η , the integral in eq. (32) vanishes. Yet, for any finite $\eta_m \neq 0$, the profile (20) is not symmetric and $J_y \neq 0$ (looking at the definition of f_+ and f_- it can be realized that only in the limit $\eta_m \rightarrow \infty$ the energy density profile becomes symmetric). The dependence of the angular momentum on η_m with all the initial parameters kept fixed is shown in fig. 9. For the value $\eta_m = 2.0$ it turns out to be around 3.18×10^3 in \hbar units.

It is also interesting to estimate an upper bound on the angular momentum of the plasma by evaluating the angular momentum of the overlap region of the two colliding nuclei. This can be done by trying to extend the simple formula for two

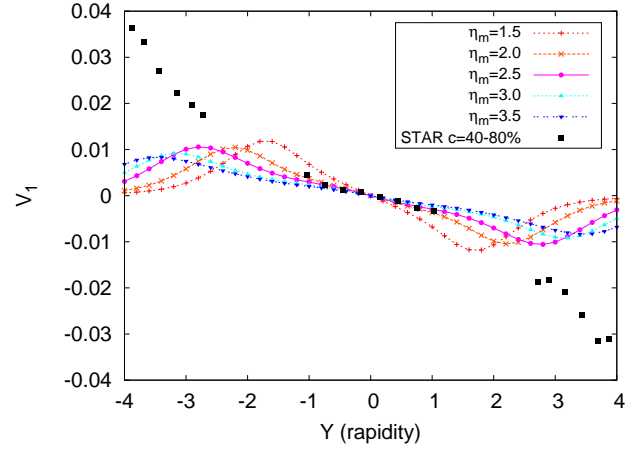


Figure 6: (color online) Directed flow of pions for different values of η_m parameter with $\eta/s = 0.1$ compared with STAR data [22].

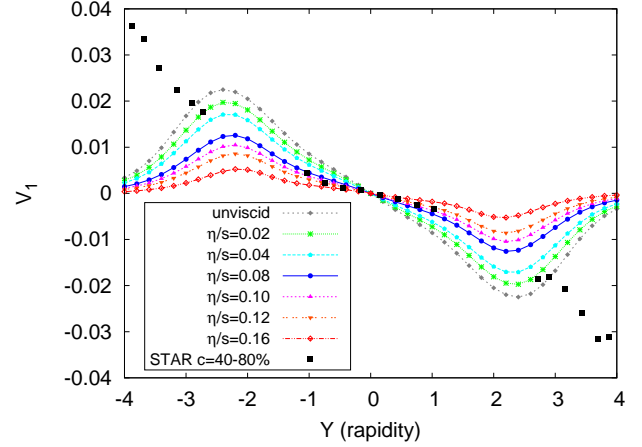


Figure 7: (color online) Directed flow of pions for different values of η/s with $\eta_m = 2.0$ compared with STAR data [22].

sharp spheres. In our conventional reference frame, the initial angular momentum of the nuclear overlap region is directed along the y axis with negative value and can be written as:

$$J^y = \int dx dy w(x, y) (T_+ - T_-) x \frac{\sqrt{s_{NN}}}{2} \quad (33)$$

where T_{\pm} are the thickness functions like in eq. 18 and

$$w(x, y) = \frac{\min(n(x + b/2, y, 0), n(x - b/2, y, 0))}{\max(n(x + b/2, y, 0), n(x - b/2, y, 0))}$$

is the function which extends the simple product of two θ functions used for the overlap of two sharp spheres. Note that the $\tilde{w}(x, y)$ is 1 for full overlap ($b=0$) and implies a vanishing angular momentum for very large b (see fig. 10) (see also ref. [33]).

At $b = 11.57$ fm the above angular momentum is about 3.58×10^3 in \hbar units. This means that, with the current

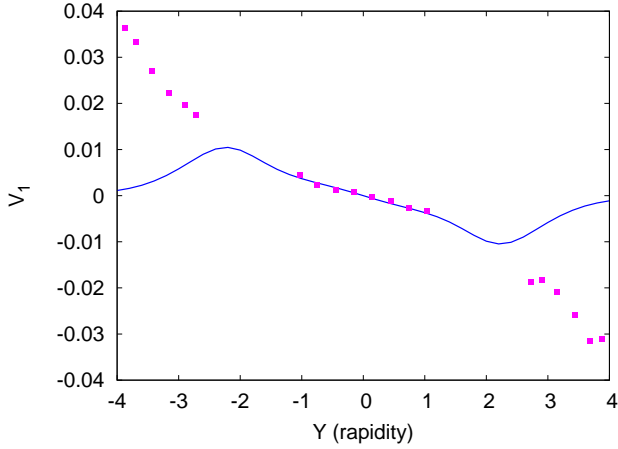


Figure 8: Directed flow of pions at $\eta/s = 0.1$ and $\eta_m = 2.0$ compared with STAR data [22].

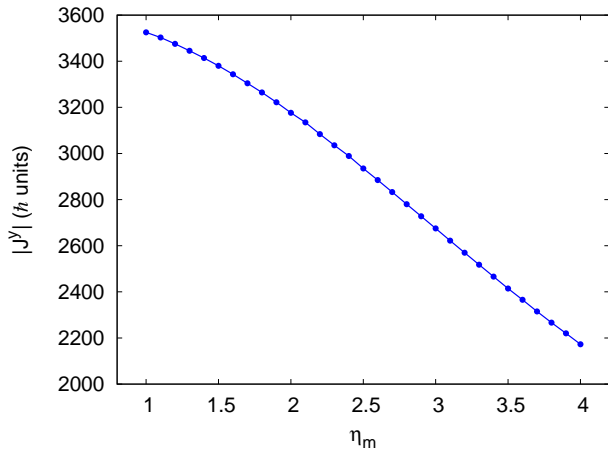


Figure 9: Angular momentum (in \hbar units) of the plasma with Bjorken initial conditions as a function of the parameter η_m .

parametrization of the initial conditions, for that impact parameter about 89% of the angular momentum is retained by the hydrodynamical plasma while the rest is possibly taken away by the corona particles.

With the final set of parameters, we have calculated the thermal vorticity ϖ . As it has been mentioned in Sect. II, this vorticity is adimensional in cartesian coordinates) and it is constant at global thermodynamical equilibrium [17], e.g. for a globally rotating fluid with a rigid velocity field. In relativistic nuclear collisions we are far from such a situation, nevertheless some thermal vorticity can be generated, both in the ideal and viscous case. This is shown in figs. 11 and 12.

It can be seen that the generated amount of thermal vorticity has some non-trivial dependence on the viscosity. Particularly, as it is apparent from fig. 12, the $\varpi_{x\eta}$ component - which is directed along the initial angular momentum - has a non-vanishing mean value whose magnitude significantly increases with increasing viscosity. Its map at the freeze-

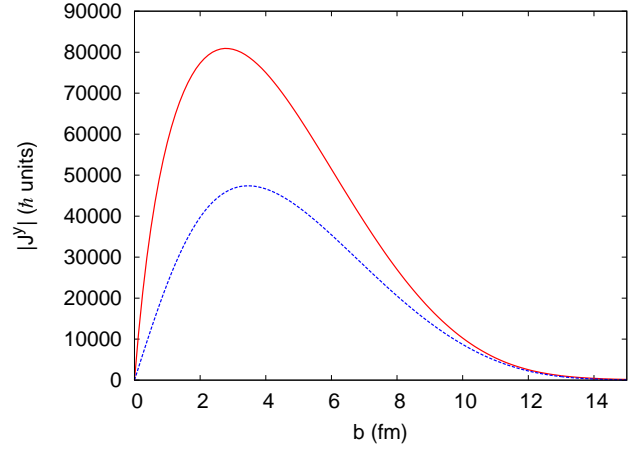


Figure 10: (color online) Estimated angular momentum (in \hbar units) of the overlap region of the two colliding nuclei (solid line) and total angular momentum of the plasma according to the parametrization of the initial conditions (dashed line), as a function of the impact parameter.

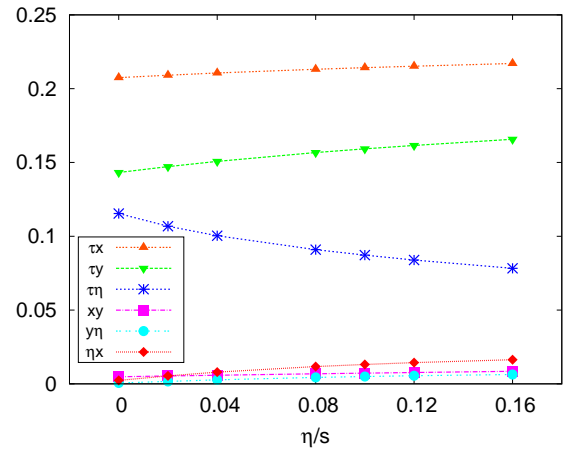


Figure 11: (color online) Mean of the absolute value of thermal vorticity covariant components at the freeze-out as a function of η/s . Note that the $\varpi_{x\eta}$, $\varpi_{y\eta}$, $\varpi_{\tau\eta}$ have been multiplied by $1/\tau$.

out, for a fixed value of the y coordinate $y = 0$, is shown in fig. 13 where it can be seen that it attains a top (negative) value of about 0.05 corresponding to a kinematical vorticity, at the freezeout temperature of 130 MeV, of about $0.033 c/\text{fm} \approx 10^{22} \text{s}^{-1}$. In this respect, the Quark Gluon Plasma would be the fluid with the highest vorticity ever made in a terrestrial laboratory. However, the mean value of this component at the same value of $\eta/s = 0.1$ is of the order of 5.4×10^{-3} , that is about ten times less than its peak value, as shown in fig. 12. This mean thermal vorticity is the consistently lower than the one estimated in ref. [13] (about 0.05) with the model described in refs. [9, 10] implying an initial non-vanishing transverse kinematical and thermal vorticity ϖ^Δ . This reflects

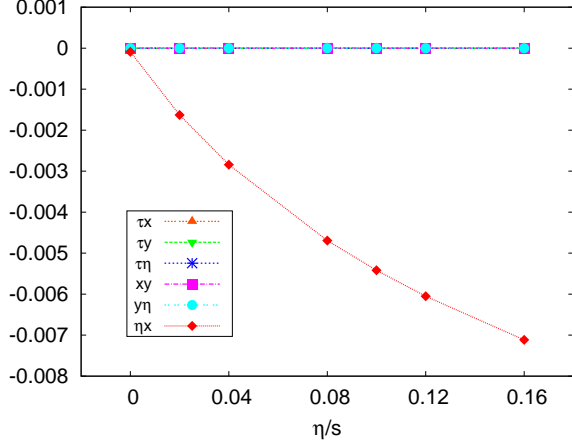


Figure 12: (color online) Mean values of thermal vorticity components at the freeze-out as a function of η/s . Note that the $\varpi_{x\eta}$, $\varpi_{y\eta}$, $\varpi_{\tau\eta}$ have been multiplied by $1/\tau$.

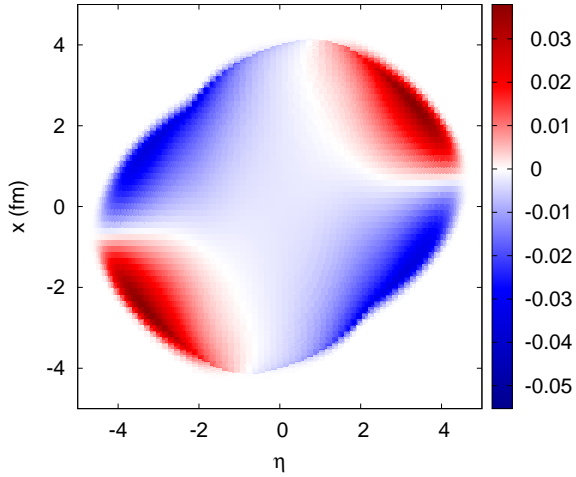


Figure 13: (color online) Contour plot of $1/\tau$ -scaled ηx covariant component of the thermal vorticity, $\varpi_{\eta x}/\tau$ over the freeze-out hypersurface for $y = 0$, $\eta/s = 0.1$, $\eta_m = 2.0$.

in a quite low value of the polarization of Λ baryons, as it will be shown in the next section.

VI. POLARIZATION

As it has been mentioned in the Introduction, vorticity can result in the polarization of particles in the final state. The relation between the polarization vector of a spin 1/2 particle and thermal vorticity in a relativistic fluid was derived in ref. [12] and reads:

$$\Pi^\mu(p) = \frac{1}{8m} \frac{\int_\Sigma d\Sigma_\lambda p^\lambda n_F (1 - n_F) p_\sigma \epsilon^{\lambda\nu\rho\sigma} \partial_\nu \beta_\rho}{\int_\Sigma d\Sigma_\lambda p^\lambda n_F} \quad (34)$$

where n_F is the Fermi-Dirac-Jüttner distribution function (12) and the integration is over the freeze-out hypersurface Σ . The

interesting feature of this relation is that it makes it possible to obtain an indirect measurement of the mean thermal vorticity at the freezeout by measuring the polarization of some hadron. For instance, the polarization of Λ baryons, as it is well known, can be determined with the analysis of the angular distribution of its decay products, because of parity violation. The polarization pattern depends on the momentum of the decaying particle, as it is apparent from eq. (34).

The formula (34) makes sense only if the components of the integrand are Minkowskian, as an integrated vector field yields a vector only if the tangent spaces are the same at each point. Before summing over the freezeout hypersurface we have then transformed the components of the thermal vorticity from Bjorken coordinates to Minkowskian by using the known rules. The thus obtained polarization vector $\Pi(p)$ is the one in the collision frame. However, the polarization vector which is measurable is the one in the decaying particle rest frame which can be obtained by means of the Lorentz transformations:

$$\begin{aligned} \Pi_0^0 &= \frac{\epsilon}{m} \Pi^0 - \frac{\mathbf{p} \cdot \boldsymbol{\Pi}}{m} \\ \boldsymbol{\Pi}_0 &= \boldsymbol{\Pi} - \frac{\mathbf{p} \cdot \boldsymbol{\Pi}}{\epsilon(m + \epsilon)} \mathbf{p} \end{aligned} \quad (35)$$

In figure 14 we show the Λ polarization vector components, as well as its modulus, as a function of the transverse momentum \mathbf{p}_T for $p_z = 0$ expected under the assumptions of local thermodynamical equilibrium for the spin degrees of freedom maintained till kinetic freezeout. It can be seen that the polarization vector has quite an assorted pattern, with an overall magnitude (see fig. 14, panel (a)) hardly exceeding 1% at momenta around 4 GeV. As expected, the y component is predominantly negative, oriented along the initial angular momentum vector and a magnitude of the order of 0.1%. Indeed, the main contribution to the polarization stems from the longitudinal component Π_0^z , with a maximum and minimum along the bisector $|p^x| = |p^y|$.

The obtained polarization values are - as expected - consistently smaller than those estimated in ref. [13] (of the order of several percent with a top value of 8-9%) with the already mentioned initial conditions used in refs. [9, 10]. This is a consequence of the much lower value of the implied thermal vorticity, as discussed in the previous section. Also, the Π_0^y pattern is remarkably different, with different location of maxima and minima.

VII. CONCLUSIONS, DISCUSSION AND OUTLOOK

To summarize, we have calculated the vorticities developed in peripheral ($b = 11.6$ fm) nuclear collisions at $\sqrt{s_{NN}} = 200$ GeV ($b = 11.6$ fm) with the most commonly used initial conditions in the Bjorken hydrodynamical scheme, by using the code ECHO-QGP implementing second-order, causal, relativistic dissipative hydrodynamics. An extensive testing of the high accuracy and very low numerical diffusion properties of the code has been carried out, followed by long-time simulations (up to $\tau = 8$ fm/c) of the so-called viscous Gubser flow, a

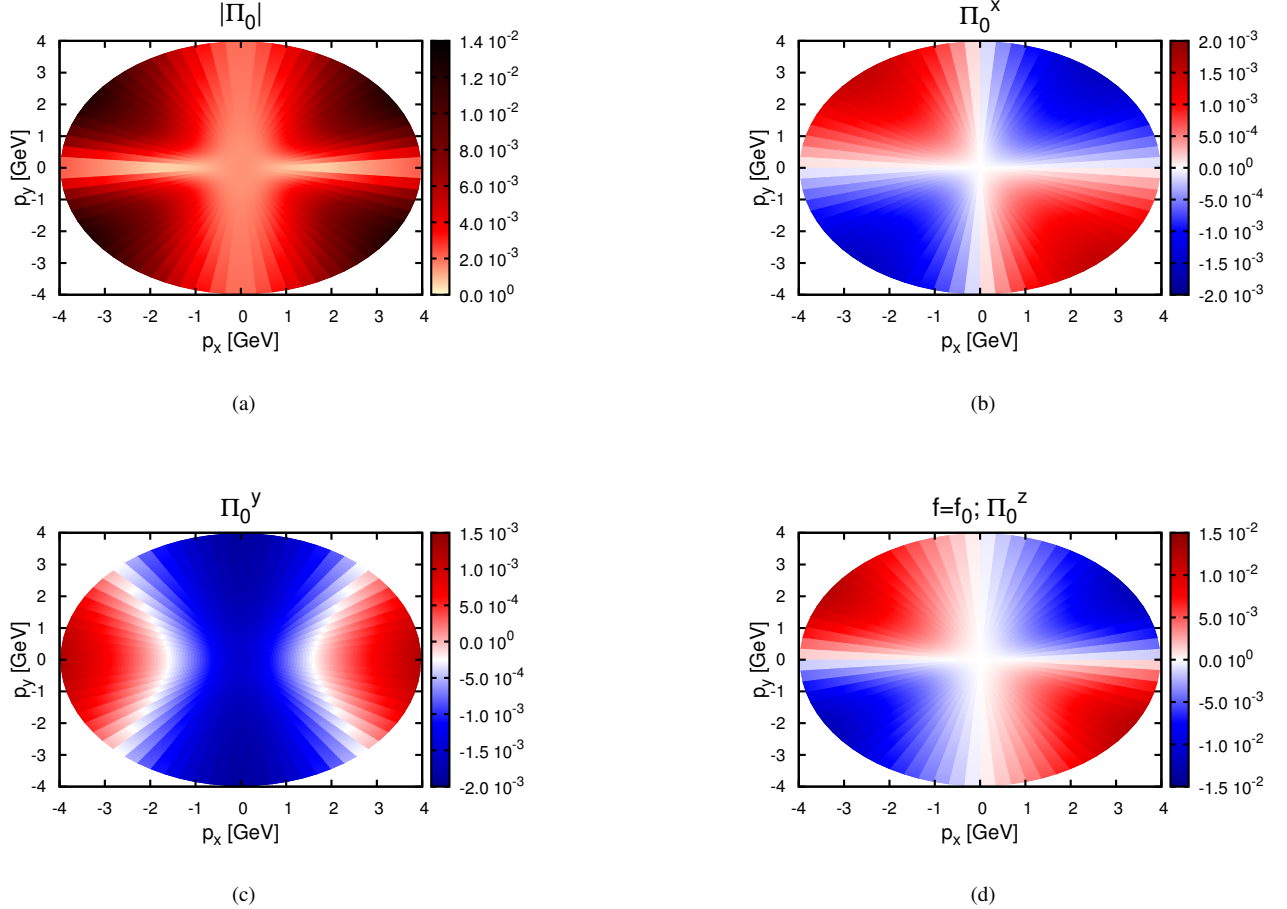


Figure 14: (color online) Magnitude (panel a) and components (panels b,c,d) of the polarization vector of the Λ hyperon in its rest frame.

stringent test of numerical implementations of Israel-Stewart theory in Bjorken coordinates.

We have found that the magnitude of the $1/\tau$ $x - \eta$ component of the thermal vorticity at freezeout can be as large as 5×10^{-2} and yet its mean value is not large enough to produce a polarization of Λ hyperons much larger than 1%, which is a consistently lower estimate in comparison with other recent calculations based on different initial conditions. We have found that the magnitude of directed flow, at this energy, has an interestingly sizeable dependence on both the shear viscosity and the longitudinal energy density profile asymmetry parameter η_m which in turn governs the amount of initial angular momentum retained by the plasma.

The fact that in 3+1D the plasma needs to have an initial angular momentum in order to reproduce the observed directed flow raises the question whether the Bjorken initial condition $u^\eta = 0$ is a compelling one or, instead, the same angular momentum can be obtained with a non trivial u^η and with a suitable change of the energy density profile. For a testing pur-

pose, we have run ECHO-QGP with an initial profile:

$$u^\eta = \frac{1}{\tau} \tanh Ax \sinh(y_{\text{beam}} - |\eta|) \quad (36)$$

which meets the causality constraint (see Appendix B). It is found that the directed flow is very sensitive to an initial u^η . For a small positive value of the parameter $A = 5 \times 10^{-4} \text{ fm}^{-1}$ corresponding to a $J_y = 3.32 \times 10^3$, keeping all other parameters fixed, the directed flow exhibits two slight wiggles around midrapidity (see fig. 15) which are not seen in the data. For a very small negative value of the parameter $A = -5 \times 10^{-4} \text{ fm}^{-1}$, corresponding to $J_y = 3.08 \times 10^3$, the directed flow increases while approximately keeping the same shape as for $A = 0$ around midrapidity. However, more detailed studies are needed to determine whether a non-vanishing initial flow velocity is compatible with the experimental observables.

We plan to extend this kind of calculation to different centralities, different energies and with initial state fluctuations in order to determine the possibly best conditions for vorticity formation in relativistic nuclear collisions.

ACKNOWLEDGMENTS

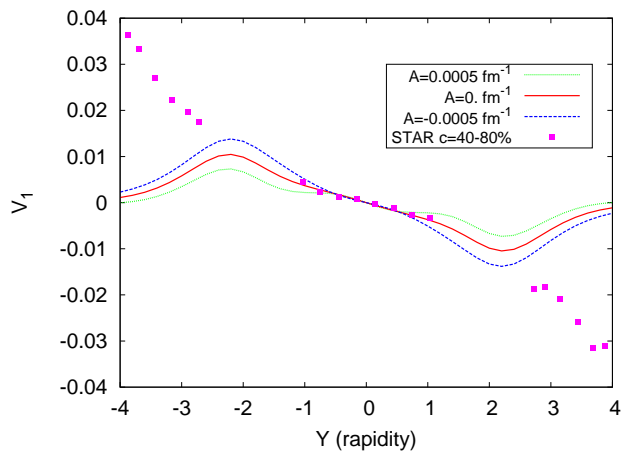


Figure 15: (color online) Directed flow of pions at $\eta/s = 0.1$ and $\eta_m = 2.0$ and with the initial u^η in the eq. (36) compared with STAR data [22].

We are grateful to P. Bozek, L. Csernai and Y. Karpenko for very useful comments and suggestions.

REFERENCES

- [1] C. Shen, Z. Qiu, H. Song, J. Bernhard, S. Bass and U. Heinz, arXiv:1409.8164.
- [2] C. Gale, S. Jeon, B. Schenke, P. Tribedy and R. Venugopalan Phys. Rev. Lett **110**, 012302 (2013);
- [3] L. Del Zanna, V. Chandra, G. Inghirami, V. Rolando, A. Beraudo, A. De Pace, G. Pagliara, A. Drago and F. Becattini, Eur. Phys. J. C **73** (2013) 2524.
- [4] I. Karpenko, P. Huovinen and M. Bleicher, Comput. Phys. Commun. **185** (2014) 3016.
- [5] E. Molnar, H. Niemi and D. H. Rischke, Eur. Phys. J. C **65** (2010) 615.
- [6] Y. Akamatsu, S. i. Inutsuka, C. Nonaka and M. Takamoto, J. Comput. Phys. **256** (2014) 34.
- [7] P. Bozek, Phys. Rev. C **85** (2012) 034901.
- [8] F. Becattini, F. Piccinini and J. Rizzo, Phys. Rev. C **77** (2008) 024906.
- [9] L. P. Csernai, V. K. Magas and D. J. Wang, Phys. Rev. C **87** (2013) 034906.
- [10] L. P. Csernai, D. J. Wang, M. Bleicher and H. Stöcker, Phys. Rev. C **90** (2014) 021904.
- [11] D. E. Kharzeev and D. T. Son, Phys. Rev. Lett. **106** (2011) 062301
- [12] F. Becattini, V. Chandra, L. Del Zanna and E. Grossi, Annals Phys. **338** (2013) 32.
- [13] F. Becattini, L. Csernai and D. J. Wang, Phys. Rev. C **88** (2013) 3, 034905.
- [14] E. Gourgoulhon, EAS Publ. Ser. **21** (2006) 43
- [15] M. Stephanov and Y. Yin, arXiv:1404.5910 and references therein.
- [16] F. Becattini, L. Bucciattini, E. Grossi and L. Tinti, Eur. Phys. J. C **75** (2015) 5, 191.
- [17] F. Becattini, Phys. Rev. Lett. **108** (2012) 244502.
- [18] P. Bozek and I. Wyziel, Phys. Rev. C **81** (2010) 054902
- [19] H. Song and U. W. Heinz, Phys. Rev. C **77** (2008) 064901.
- [20] M. Laine and Y. Schroder, Phys. Rev. D **73** (2006), 085009.
- [21] M. L. Miller, K. Reygers, S. J. Sanders and P. Steinberg, Ann. Rev. Nucl. Part. Sci. **57** (2007), 205.
- [22] B.I. Abelev *et al.* (STAR Collaboration), Phys. Rev. Lett. **101** (2008), 252301.
- [23] V. Rolando, Ph.D. thesis, University of Ferrara 2014.
- [24] S.S. Gubser, Phys. Rev. D **82** (2010) 085027.
- [25] S.S. Gubser and A. Yarom, Nucl. Phys. B **846** (2011) 469.
- [26] H. Marrochio, J. Noronha, G. S. Denicol, M. Luzum, S. Jeon and C. Gale, Phys. Rev. C **91** (2015) 1, 014903.
- [27] G. S. Denicol, U. W. Heinz, M. Martinez, J. Noronha and M. Strickland, Phys. Rev. D **90** (2014) 12, 125026.
- [28] A. Jaiswal, Phys. Rev. C **87** (2013) 051901.
- [29] A. Jaiswal, Phys. Rev. C **88** (2013) 021903.
- [30] R. J. Leveque, *Numerical Methods for Conservation Laws* Birkhauser Verlag, Basel (1992).
- [31] J. Steinheimer, J. Auvinen, H. Petersen, M. Bleicher and H. Stcker, Phys. Rev. C **89** (2014) 5, 054913
- [32] Y. B. Ivanov and A. A. Soldatov, arXiv:1412.1669 [nucl-th].
- [33] V. Vovchenko, D. Anchishkin and L. P. Csernai, Phys. Rev. C **88** (2013) 1, 014901.

APPENDIX A - ANGULAR MOMENTUM

The calculation of the total angular momentum of the plasma can be done provided that initial conditions are such that energy density falls off rapidly at large $|\eta|$. This condition, which is met by the profile in eq. (20), indeed implies that a boundary exists where the angular momentum density tensor (that is the integrand below) vanishes and the following integral is conserved:

$$J^{\mu\nu} = \int_{\Sigma} d\Sigma_{\lambda} (x^{\mu} T^{\lambda\nu} - x^{\nu} T^{\lambda\mu}) \quad (37)$$

where Σ is *any* spacelike hypersurface extending over the region where the angular momentum density vanishes. The ob-

vious choice for Bjorken-type initial conditions is the hypersurface $\tau = \tau_0$.

It should be stressed that a vector (or tensor) integral is meaningful in flat spacetime only if the components are the cartesian ones. Hence, for the hypersurface $\tau = \tau_0$, the integration variables are conveniently chosen to be the Bjorken ones, but the components of the stress-energy tensor as well as the x vector will be cartesian. Since the only non vanishing component of the angular momentum in our conventional reference frame is J^y , orthogonal to the reaction plane, we can write:

$$J^y = J^{31} = \int_{\Sigma} d\Sigma_{\lambda} [x^3 T^{\lambda 1} - x^1 T^{\lambda 3}]. \quad (38)$$

Finding the hypersurface measure $d\Sigma_{\lambda}$ in cartesian components, but expressed through Bjorken variable, requires some reasoning. First, one has to remind that:

$$d\Sigma_{\lambda} = d\Sigma n_{\lambda} \quad (39)$$

where n is the unit vector normal to the hypersurface $\tau = \tau_0$ which is readily found to be (cartesian covariant components):

$$n_{\mu} = (\cosh \eta, 0, 0, -\sinh \eta) \quad (40)$$

Now, since Bjorken coordinates are time-orthogonal ($g_{\tau i} = 0$) and with $g_{\tau\tau} = 1$, the invariant spacetime measure $d\Omega$ can be factorized into the product of the infinitesimal ‘‘time’’ $d\tau$ and the infinitesimal measure of the orthogonal hypersurface $d\Sigma$:

$$d\Omega = d\tau d\Sigma$$

At the same time:

$$d\Omega = \sqrt{|g|} d\tau dx dy d\eta = \tau d\tau dx dy d\eta$$

whence:

$$d\Sigma = \tau dx dy d\eta \quad (41)$$

Using eqs. (39), (40) and (41), eq. (38) can be written as:

$$J^y = \tau \int dx dy d\eta [\cosh \eta (x^3 T^{01} - x^1 T^{03}) - \sinh \eta (x^3 T^{31} - x^1 T^{33})] \quad (42)$$

At the time $\tau = \tau_0$, the stress-energy tensor is supposedly the ideal one and there is no transverse velocity, so that $T^{01} = T^{31} = 0$, while $T^{33} = (\varepsilon + p)u^z u^z + p$ and $T^{03} = (\varepsilon + p)u^0 u^z$. Pluggin these expressions into the (42) along with the transformation equation:

$$t = \tau \cosh \eta \quad x = x \quad y = y \quad z = \tau \sinh \eta \quad (43)$$

one finally gets:

$$J^y = \tau_0 \int dx dy d\eta x [-\cosh \eta (\varepsilon + p)u^0 u^z + \sinh \eta [(\varepsilon + p)u^z u^z + p]] \quad (44)$$

where:

$$\begin{aligned} u^0 &= \cosh \eta u^{\tau} + \tau \sinh \eta u^{\eta} \\ u^z &= \sinh \eta u^{\tau} + \tau \cosh \eta u^{\eta} \end{aligned} \quad (45)$$

being $u^{\tau} = \sqrt{1 + \tau^2 u^{\eta 2}}$. In the case of Bjorken initial conditions with $u^{\eta} = 0$ and $u^{\tau} = 1$, the eq. (44) boils down to:

$$J^y = -\tau_0 \int dx dy d\eta \varepsilon(x, y, \eta) x \sinh \eta \quad (46)$$

APPENDIX B - CAUSALITY CONSTRAINTS

The inequality expressing the causality constraint in the hydrodynamical picture of relativistic heavy ion collisions is that the initial longitudinal flow velocity must not exceed the velocity of beam protons $v_z < v_{\text{beam}}$ (assuming vanishing initial transverse velocity):

$$|y| = \left| \frac{1}{2} \log \frac{1 + v_z}{1 - v_z} \right| = |\log(u^0 + u^z)| \leq y_{\text{beam}} \quad (47)$$

By using the transformation rules (45):

$$\begin{aligned} \log(u^0 + u^z) &= \log[(\cosh \eta + \sinh \eta)(u^{\tau} + \tau u^{\eta})] \\ &= \log[e^{\eta} (\sqrt{1 + \tau^2 u^{\eta 2}} + \tau u^{\eta})] \\ &= \eta + \log(\sqrt{1 + \tau^2 u^{\eta 2}} + \tau u^{\eta}) \\ &= \eta + \text{asinh}(\tau u^{\eta}) \leq y_{\text{beam}} \end{aligned} \quad (48)$$

the inequality (47) becomes:

$$|\eta + \text{asinh}(\tau u^{\eta})| \leq y_{\text{beam}}$$

which can be solved for u^{η} :

$$-\frac{1}{\tau} \sinh(y_{\text{beam}} + \eta) \leq u^{\eta} \leq \frac{1}{\tau} \sinh(y_{\text{beam}} - \eta) \quad (49)$$

The form (36) fulfills the above inequality.