

Heavy quark diffusion in pre-equilibrium stage of heavy ion collisions

Santosh K. Das^{1,2}, Marco Ruggieri¹, Surasree Mazumder³,
Vincenzo Greco^{1,2} and Jan-e Alam³

¹ Department of Physics and Astronomy, University of Catania, Via S. Sofia 64, I-95125 Catania, Italy

² Laboratori Nazionali del Sud, INFN-LNS, Via S. Sofia 62, I-95123 Catania, Italy

³ Variable Energy Cyclotron Centre, 1/AF, Bidhan Nagar , Kolkata - 700064

E-mail: santosh@lns.infn.it

Abstract. The drag and diffusion coefficients of heavy quarks (HQs) have been evaluated in the pre-equilibrium phase of the evolving fireball produced in heavy ion collisions at RHIC and LHC energies. The KLN and classical Yang-Mills spectra have been used for describing the momentum distributions of the gluons produced just after the collisions but before they thermalize. The interaction of the HQs with these gluons has been treated within the framework of perturbative QCD. We have observed that the HQs are dragged almost equally by the kinetically equilibrated and out-of-equilibrium gluonic systems. We have also noticed that the HQs diffusion in the pre-equilibrium gluonic phase is as fast as in the kinetically equilibrated gluons. Moreover, the diffusion is faster in the pre-equilibrium phase than in the chemically equilibrated quark-gluon plasma. These findings may have significant impact on the analysis of experimental results on the elliptic flow and the high momentum suppression of the open charm and beauty hadrons.

Keywords: Heavy quark transport; Pre-equilibrium phase; Drag and diffusion coefficients; Quark gluon plasma

PACS numbers: 25.75.-q, 24.85.+p, 05.20.Dd, 12.38.Mh

1. Introduction

The primary intent of the ongoing nuclear collision programmes at the Relativistic Heavy Ion Collider (RHIC) and Large Hadron Collider (LHC) energies is to create a new state of matter called Quark Gluon Plasma (QGP). The bulk properties of this state is governed by the light quarks (q) and gluons (g). The heavy quarks [HQs \equiv charm (c) and beauty (b)] are considered as efficient tools to probe the early state of the system (see [1, 2, 3] for a review) mainly for the following reasons: (i) HQs are produced at very early stage; (ii) The probability of creation and annihilation of the HQs during the evolution of the fireball is small. Hence the HQs can witness the entire evolution of the system as they are created early and survive the full evolution without being annihilated and/or created.

The data on the suppression of the charm quark at large momentum ($R_{AA}(p_T)$) [4, 5, 6, 7] and their elliptic flow (v_2) [5, 8] have been analyzed by several authors (see *e.g.* [1, 2, 3] and references therein) to characterize the system formed in HIC at RHIC and LHC collisions.

It has been argued that the thermalization times of HQs are larger than the light quarks and gluons [9, 10] by a factor $\sim M/T$ [11], where M is the mass of the HQs and T is the temperature of the medium. Therefore, the evolution of the HQs in the thermal bath of light quarks and gluons can be treated within the ambit of Brownian motion, although a detailed investigation of this problem within the framework of Boltzmann equation has revealed that the evolution of charm quarks as a Brownian particle requires some corrections [12] (see also [13, 14, 15, 16, 17, 18]).

Several theoretical attempts have been made to study the evolution of the HQs within the framework of Fokker Plank equation [1, 11, 19, 20, 21, 22, 23, 24, 25, 26, 27, 28, 29, 30, 31, 32, 33]. However, the roles of pre-equilibration phase have been ignored in these works. An attempt has been made in the present work to study this role. This is important because the HQs are produced in the hard collisions of the colliding partons of the nuclei and they inevitably interact with the pre-equilibrium phase of the bulk matter. The effect of the pre-equilibrium phase might be more significant for low-energy nuclear collisions: for example, in the case Au+Au collisions at RHIC energy simulations show that equilibration is achieved approximately within 1 fm/c, while the lifetime of the QGP phase turns out to be about 5 fm/c [34, 35]; hence the lifetime of the out-of-equilibrium phase is approximately 20% of the total lifetime of the QGP. The lifetime of the QGP phase is of about 10 fm/c and the duration of the pre-equilibrium phase is about 0.4 fm/c for LHC collision condition. Although, this may suggest the dwindling role of the pre-equilibrium phase for collisions at higher energies, estimates of drag and diffusion coefficients of HQs done in this work indicate non-negligible contributions of the pre-equilibrium phase. The motivation of this work is to estimate the drag and diffusion coefficients of the HQs interacting elastically with the non-equilibrated gluons constituting the medium.

The paper is organized as follows. In the next section we discuss the formalism used

to evaluate the drag and diffusion coefficients of the heavy quarks in the preequilibrium stage. In Section III we summarize the out-of-equilibrium initial conditions we implement in the calculations. Section IV is devoted to present the results and section V contains summary and discussions.

2. Formalism

The Boltzmann Transport Equation (BTE) describing the evolution of the HQs in the pre-equilibrated gluonic system can be written as:

$$\left[\frac{\partial}{\partial t} + \frac{\vec{p}}{E} \cdot \frac{\partial}{\partial \vec{x}} + \vec{F} \cdot \frac{\partial}{\partial \vec{p}} \right] f(\vec{x}, \vec{p}, t) = \left[\frac{\partial f}{\partial t} \right]_{collisions} . \quad (1)$$

For binary interaction the collisional integral appearing in the right hand side of BTE can be written as:

$$\left[\frac{\partial f}{\partial t} \right]_{collisions} = \int d^3 \vec{k} [w(\vec{p} + \vec{k}, \vec{k}) f(\vec{p} + \vec{k}) - w(\vec{p}, \vec{k}) f(\vec{p})] . \quad (2)$$

where $w(\vec{p}, \vec{k})$ is the rate of collision which encodes the change of HQs momentum from \vec{p} to $\vec{p} - \vec{k}$ is given by,

$$\omega(p, k) = g_G \int \frac{d^3 q}{(2\pi)^3} f'(q) v \sigma_{p, q \rightarrow p-k, q+k} \quad (3)$$

where f' is the phase space distribution of the particles in the bulk, v is the relative velocity between the two collision partners, σ denotes the cross section and g_G is the statistical degeneracy of the particles in the bulk.

Considering only the soft scattering approximation [37], the integro-differential Eq. 2 can be reduced to the Fokker Planck equation:

$$\frac{\partial f}{\partial t} = \frac{\partial}{\partial p_i} \left[A_i(\vec{p}) f + \frac{\partial}{\partial p_j} [B_{ij}(\vec{p}) f] \right] , \quad (4)$$

where the kernels are defined as

$$A_i = \int d^3 \vec{k} w(\vec{p}, \vec{k}) k_i , \quad (5)$$

and

$$B_{ij} = \frac{1}{2} \int d^3 \vec{k} w(\vec{p}, \vec{k}) k_i k_j . \quad (6)$$

In the limit $|\mathbf{p}| \rightarrow \mathbf{0}$, $A_i \rightarrow \gamma p_i$ and $B_{ij} \rightarrow D \delta_{ij}$ where γ and D are the drag and diffusion coefficients respectively. We notice that under the assumption of soft collisions, the non-linear integro-differential equation, Eq. 1 reduces to a much simpler linear partial differential equation, Eq. 4, provided the function $f'(q)$ is known.

Now we evaluate the γ and D for HQs interacting elastically with the bulk particles in the pre-equilibrium phase that appear in HIC before thermalization. The γ for the process $HQ(p_1) + g(p_2) \rightarrow HQ(p_3) + g(p_4)$ (p_i 's are the respective momenta of the colliding particles) can be expressed in terms of A_i [37] (see also [38, 39, 40]) as:

$$\gamma = p_i A_i / p^2 , \quad (7)$$

where A_i is given by

$$\begin{aligned}
A_i &= \frac{1}{2E_{p_1}} \int \frac{d^3p_2}{(2\pi)^3 E_{p_2}} \int \frac{d^3p_3}{(2\pi)^3 E_{p_3}} \int \frac{d^3p_4}{(2\pi)^3 E_{p_4}} \\
&\quad \frac{1}{g_{HQ}} \sum |\overline{\mathcal{M}}|^2 (2\pi)^4 \delta^4(p_1 + p_2 - p_3 - p_4) \\
&\quad f(p_2) \{1 \pm f(p_4)\} [(p_1 - p_3)_i] \equiv \langle\langle (p_1 - p_3)_i \rangle\rangle.
\end{aligned} \tag{8}$$

where g_{HQ} denotes the statistical degeneracy of HQ, $f(p_2)$ is the momentum distributions of the incident particles, $1 \pm f(p_4)$ is the momentum distribution (with Bose enhancement or Pauli suppression) of the final state particles in the bath and $|\overline{\mathcal{M}}|^2$ represents the square modulus of the spin averaged invariant amplitude for the elastic process, evaluated here using pQCD. The drag coefficient in Eq. (8) is the measure of the average of the momentum transfer, $p_1 - p_3$, weighted by the interaction through $|\overline{\mathcal{M}}|^2$. Similarly the momentum diffusion coefficient, D , can be defined as:

$$D = \frac{1}{4} \left[\langle\langle p_3^2 \rangle\rangle - \frac{\langle\langle (p_1 \cdot p_3)^2 \rangle\rangle}{p_1^2} \right], \tag{9}$$

and it represents the averaged square momentum transfer (variance) through the interaction process mentioned above.

The following general expression has been used to evaluate the drag and diffusion coefficients numerically with an appropriate choice of $Z(p)$,

$$\begin{aligned}
\langle\langle Z(p) \rangle\rangle &= \frac{1}{512\pi^4} \frac{1}{E_{p_1}} \int_0^\infty \frac{p_2^2 dp_2 d(\cos\chi)}{E_{p_2}} \\
&\quad \hat{f}(p_2) \{1 \pm f(p_4)\} \frac{\lambda^{\frac{1}{2}}(s, m_{p_1}^2, m_{p_2}^2)}{\sqrt{s}} \int_1^{-1} d(\cos\theta_{c.m.}) \\
&\quad \frac{1}{g_{HQ}} \sum |\overline{\mathcal{M}}|^2 \int_0^{2\pi} d\phi_{c.m.} Z(p)
\end{aligned} \tag{10}$$

where $\lambda(s, m_{p_1}^2, m_{p_2}^2) = \{s - (m_{p_1} + m_{p_2})^2\} \{s - (m_{p_1} - m_{p_2})^2\}$.

3. Initial conditions

In most of the earlier works the distribution functions in Eq. (10) are taken as equilibrium distribution, *i.e.* Fermi-Dirac for quarks and anti-quarks and Bose-Einstein for gluons. The transport coefficients are then corresponding to the motion of the HQs in a thermalised medium assumed to be formed within the time scale ~ 1 fm/c.

In this article instead, we will evaluate the drag and diffusion coefficients of HQ propagating through a non-thermal gluonic system. We achieve this by substituting the distribution functions in Eq. (10) by pre-equilibrium distribution of gluons to be specified later. We choose the normalization of the non-equilibrium distributions in such a way that the gluon density for the chosen distribution and the thermal distribution

at initial temperature coincides. The initial temperature, T_i is taken as 0.34 GeV for RHIC and 0.51 GeV for LHC collision conditions. These initial temperatures are chosen from simulations [34, 35, 36] done to reproduce v_2 and spectra of light hadrons, as well as the R_{AA} and v_2 of heavy mesons [12, 33]. We compare the drag and diffusion coefficients of HQs in the pre-equilibrium era with those in the thermalized era at the initial temperatures just mentioned.

We now specify the out-of-equilibrium gluon distribution used in this work for evaluating HQs drag and diffusion coefficients. According to the general understanding of the dynamics of pre-equilibrium stage the initial strong gluon fields (the glasma) shatters into gluon quanta in a time scale which is of the order of the inverse of the saturation scale Q_s ; therefore any model of the pre-equilibrium stage will include a Q_s . The first one we consider is the classical Yang-Mills (CYM) gluon spectrum (see [41] for details), which assumes the initial gluon fields can be expanded in terms of massless gluonic excitations.

Beside CYM we also consider the model known as factorized KLN model [42, 43] which includes the saturation scale in an effective way through the unintegrated gluon distribution functions which, for the nucleus A , that participates in $A + B$ collision reads:

$$\phi_A(x_A, \mathbf{k}_T^2, \mathbf{x}_\perp) = \frac{1}{\alpha_s(Q_s^2)} \frac{Q_s^2}{\max(Q_s^2, k_T^2)} \quad (11)$$

a similar equation holds for nucleus B . The momentum space gluon distribution is then given by

$$\begin{aligned} \frac{dN}{dyd\mathbf{p}_T} &= \frac{\mathcal{N}}{p_T^2} \int d^2x_T \int_0^{p_T} d\mathbf{k}_T \alpha_s(Q^2) \\ &\times \phi_A\left(x_A, \frac{(\mathbf{k}_T + \mathbf{p}_T)^2}{4}, \mathbf{x}_\perp\right) \\ &\times \phi_B\left(x_B, \frac{(\mathbf{k}_T - \mathbf{p}_T)^2}{4}, \mathbf{x}_\perp\right), \end{aligned} \quad (12)$$

where \mathcal{N} is an overall constant which is fixed by the multiplicity.

4. Results and discussions

We have evaluated the drag and diffusion coefficients of HQs propagating through a system of out-of-equilibrium gluons formed at the very early era of HIC at the RHIC and LHC energies. The magnitudes of the transport coefficients evaluated in the pre-equilibrium era are compared with those obtained in the equilibrium phase (both kinetic and chemical) keeping the number of particles fixed in both the cases as mentioned above. The temperature dependence given in Ref. [44] has been used to estimate the value of the strong coupling, α_s at $T = T_i$. The Debye screening mass, $m_D = \sqrt{8\alpha_s(N_c + N_f)T^2/\pi}$, for a system at temperature, T with N_c colors and N_f flavors has been used to shield the infra-red divergence associated with the t -channel scattering amplitude. m_D is estimated at $T = 0.34$ GeV for RHIC energy and at

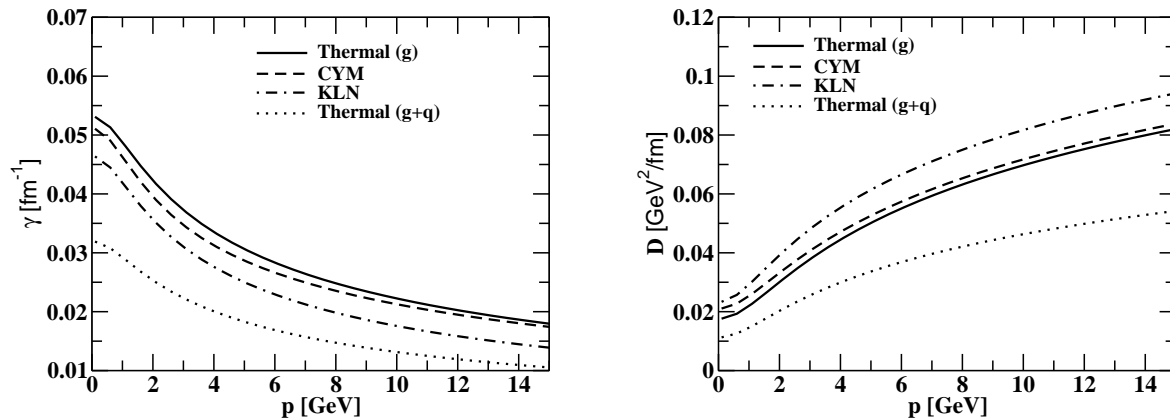


Figure 1. Drag coefficient (left panel) and diffusion coefficient (right panel) as a function of momentum for charm quark at RHIC energy. The results corresponding to thermal gluons (kinetic equilibrium) and thermal quarks and gluons (chemical equilibrium) are evaluated at a temperature 340 MeV.

$T = 0.51$ GeV for LHC energy. For the pre-equilibrium and equilibrium system same values of m_D and α_s have been used. Later in this section we will show results where m_D is estimated in a self-consistent way with the underlying distribution function.

In the left panel of Fig. 1 we plot the drag coefficient of the charm quark as a function of momentum in the pre-equilibrium phase for CYM and KLN gluon distributions and compared the results with the equilibrated phase (both kinetic and chemical) at $T=0.34$ GeV. We find that the magnitude of the drag coefficient in the pre-equilibrium phase is quite large, indeed comparable to the one in the kinetic equilibrium phase, indicating substantial amount of interaction of the charm quarks with the pre-equilibrated gluons. We notice that γ for the case of chemically equilibrated QGP (dotted line) is smaller than the one of the purely gluonic system (solid line in Fig. 1). This can be understood by considering the fact that to keep the total number of bath particles fixed some of the gluons in the purely gluonic system has to be replaced by quarks in the chemically equilibrated QGP. Because the gluon appears in more colours than quarks the cross section for cg interaction is larger than cq which leads to larger drag of HQs in a pre-equilibrated gluonic system than in a chemically equilibrated QGP. The CYM distribution gives larger value of the drag coefficient compared to KLN distribution. The KLN provides harder momentum distribution (compared to CYM) hence have a smaller difference with the HQs distribution. Therefore, the momentum transfer between the gluon (with KLN distribution) and the HQ is small. As the drag coefficient is a measure of the momentum transfer weighted by the interaction strength, the KLN gives rise to lower drag compared to the one obtained with the CYM distribution.

The variation of D with momentum for charm quarks has been depicted in the right panel of Fig. 1. We find that the magnitude of the D for CYM initial condition is similar to the case where the gluons are kinetically equilibrated. However, the D for the

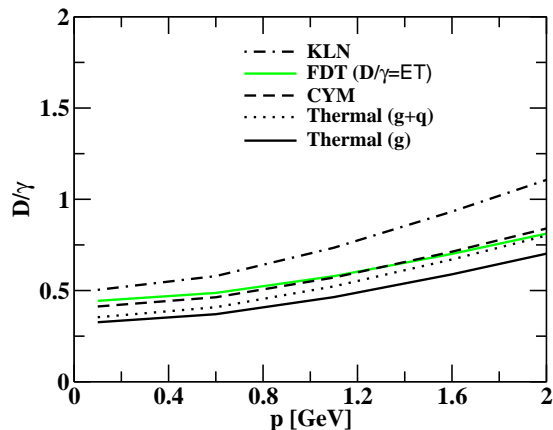


Figure 2. D/γ as a function of momentum for charm quark at RHIC energy. The result corresponding to equilibrium cases are evaluated at a temperature 340 MeV.

KLN initial condition is larger than CYM. As mentioned before, the KLN has harder momentum distributions than the CYM, hence KLN distribution has larger variance compared to CYM. Since the momentum diffusion is a measure of the variance acquired through interaction with the bulk, the charm diffusion coefficient is larger for KLN distribution, which is reflected in the results displayed in Fig. 1.

In Fig.2, we have depicted the diffusion to drag ratio, D/γ as function of momentum. D/γ can be used to understand the deviation of the calculated values from the value obtained by using Fluctuation-Dissipation theorem (FDT) (green line in the figure). Since the KLN has a harder momentum distribution, results obtained from KLN input deviates from FDT more.

In this work, the dependence of the drag/diffusion coefficient on the variation of the phase space distribution is addressed. To make the present study more consistent the effects of phase space on the dynamics through Debye screening mass has been included. It is well-known that the Debye mass depends on the equilibrium distribution as follows:

$$m_D^2 = \pi \alpha_s g_G \int \frac{d^3 p}{(2\pi)^2} \frac{1}{p} (N_c f_g + N_f f_q) \quad (13)$$

It is interesting to see how the results are affected when the equilibrium distribution in Eq. 13 is replaced by the KLN or CYM distributions.

Replacing the thermal distribution of gluons in Eq. (13) by the KLN and CYM gluon distributions and setting $f_q = 0$ for a gluonic system we estimate m_D and use this to calculate γ and D . The momentum variation of γ and D are displayed in Fig. 3 for charm quarks. It is interesting to note that in this case γ is almost unaffected by the bulk distributions, *i.e.* of KLN, CYM and thermal gluons. We find some difference between the aforementioned bulks and the chemically equilibrated QGP, which is caused by the less number of gluons in the latter case as discussed earlier.

The drag (left panel) and diffusion (right panel) coefficients for b quarks in the pre-equilibrium phase have been displayed in Fig. 4. We notice that these coefficients

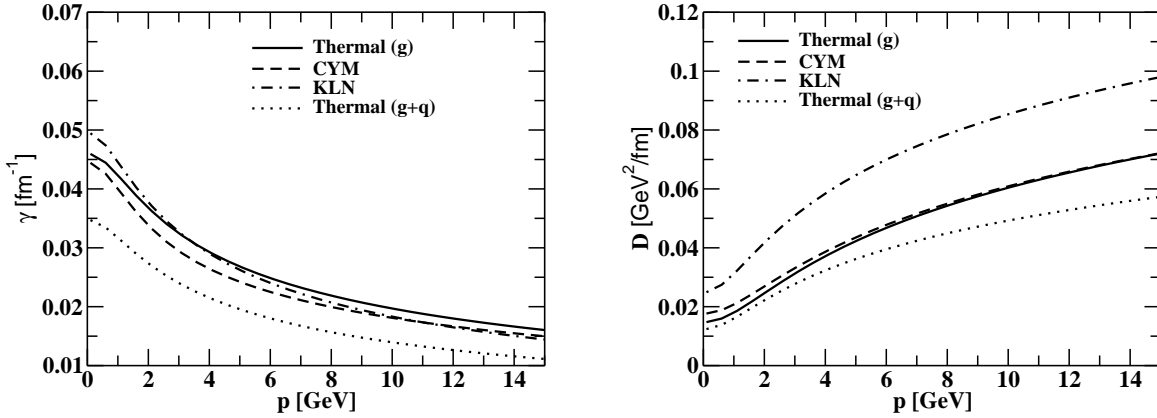


Figure 3. Drag coefficient (left panel) and diffusion coefficient (right panel) as a function of momentum for charm quark at RHIC energy. Debye mass is computed self consistently using Eq. 13. The results corresponding to thermal gluons (kinetic equilibrium) and thermal quarks and gluons (chemical equilibrium) are evaluated at a temperature 340 MeV.

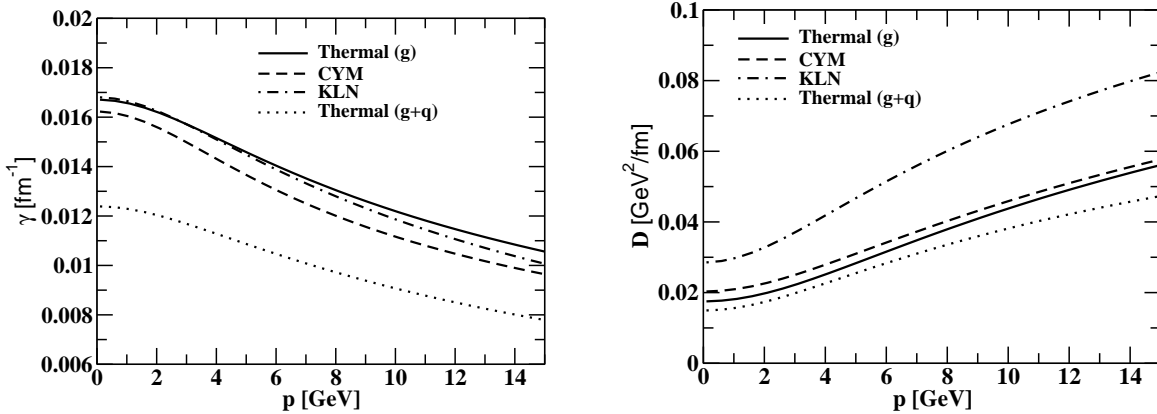


Figure 4. Drag coefficient (left panel) and diffusion coefficient (right panel) as a function of momentum for bottom quark at RHIC energy. Debye mass is computed selfconsistently using Eq. 13. The results corresponding to thermal gluons (kinetic equilibrium) and thermal quarks and gluons (chemical equilibrium) are evaluated at a temperature 340 MeV.

are smaller for b than c . However, the qualitative variation of b diffusion coefficient with momentum is similar to c .

In the left panel of Fig. 5, the momentum variation of the γ of the c quark in the pre-equilibrium phase is depicted for LHC collision conditions. This result is compared with the one computed for a QGP at temperature $T=0.51$ GeV. Here same values of the coupling for both the equilibrium and pre-equilibrium system have been used. The value of m_D is taken from Eq. (13) for all the cases. We find that the magnitude of the drag

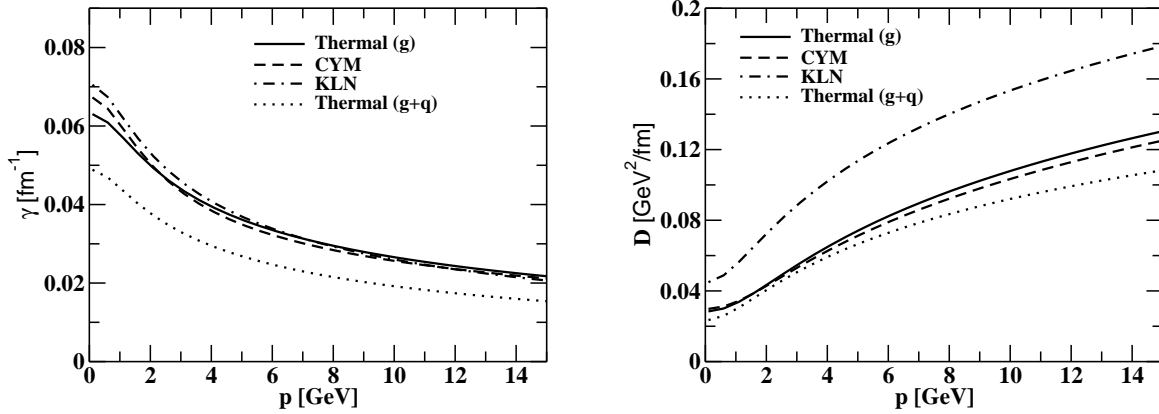


Figure 5. Drag coefficient (left panel) and diffusion coefficient (right panel) as a function of momentum for charm quark at LHC energy. Debye mass is computed selfconsistently using Eq. 13. The results corresponding to thermal gluons (kinetic equilibrium) and thermal quarks and gluons (chemical equilibrium) are evaluated at a temperature 510 MeV.

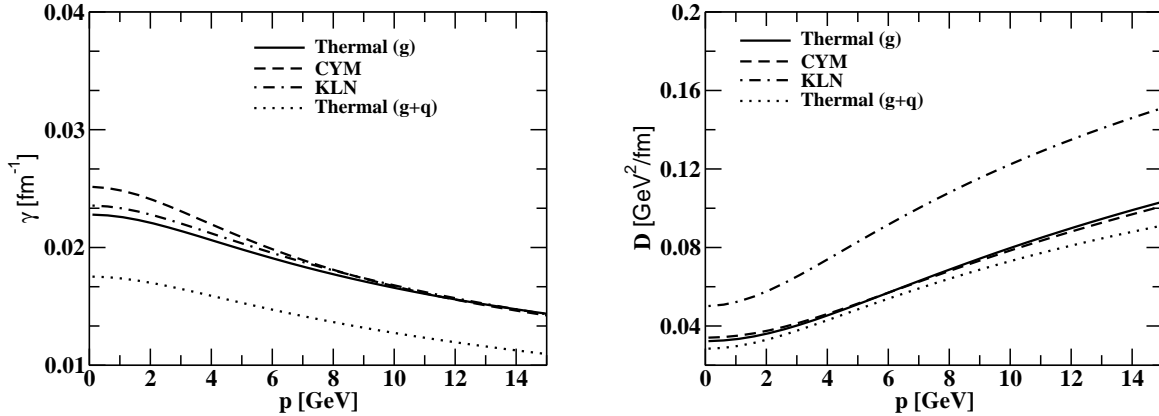


Figure 6. Drag coefficient (left panel) and diffusion coefficient (right panel) as a function of momentum for bottom quark at LHC energy. Debye mass is computed selfconsistently using Eq. 13. The results corresponding to thermal gluons (kinetic equilibrium) and thermal quarks and gluons (chemical equilibrium) are evaluated at a temperature 510 MeV.

coefficient in pre-equilibrium phase is similar to that obtained for the kinetic equilibrium case, however, for a QGP the value of drag is smaller because of the less number of gluons as mentioned earlier. In the right panel of Fig. 5 we show the variation of D with p for the c quarks at LHC energy. Again the variation of the diffusion coefficient at LHC energy is qualitatively similar to RHIC. Similar to RHIC the diffusion at LHC conditions is larger for the KLN distribution.

Similarly the γ and D for b quarks are plotted in Fig. 6 for LHC collision conditions.

Qualitatively the variation of these coefficients with p is similar to RHIC. Although, the quantitative values at LHC collision conditions are larger than RHIC as expected owing to the larger density and temperature..

5. Summary and discussions

In this work we have studied the momentum variation of the drag and diffusion coefficients of HQs in the pre-equilibrium era of heavy ion collisions at RHIC and LHC energies. The momentum distribution of the pre-equilibrated gluons have been taken from CYM and KLN formalisms. This study is motivated by the fact that the effect of the pre-equilibrium phase on the HQs suppression and elliptic flow might be relevant for low-energy nuclear collisions. For example, the simulations of Au+Au collision at RHIC energy show that the equilibration is achieved approximately within a time scale of 1 fm/c, while the lifetime of the QGP phase turns out to be about 5 fm/c [34, 35]; hence the system spends about 20% of QGP life-time in the pre-equilibrium phase. In the case of Pb-Pb collisions at LHC energy the equilibration time is shorter and lifetime of the QGP phase is larger, hence in this case we expect a smaller effect vis-a-vis pre-equilibrium phase.

We have compared the magnitudes of the transport coefficients computed for equilibrated and pre-equilibrated system, keeping the number of particles same in the two cases. We have found that the magnitude of the transport coefficients in the pre-equilibrium phase is comparable to the values obtained with a thermalized gluonic system. Moreover, we have also found that the transport coefficients in the pre-equilibrium era are larger than the ones obtained for a chemically equilibrated QGP system. This is due to the fact that for a fixed number of particles the number of gluons are less in the equilibrated QGP than the pre-equilibrated gluonic system and the $HQ + q$ cross section is smaller than the $HQ + g$ cross section.

The results obtained in this work may have significant impact on the experimental observables, for example on heavy mesons R_{AA} and elliptic flow, as well as on the suppression of single electron spectra originating from the decays of heavy mesons and their elliptic flow. We will address these aspects in future works.

Acknowledgments

We acknowledge B. Schenke and R. Venugopalan for kindly sending us the data for the CYM spectrum. S.K.D, M.R and V.G acknowledge the support by the ERC StG under the QGPDyn Grant n. 259684.

6. References

- [1] Rapp R, Hees H van, Hwa R C, Wang X N (Ed.) Quark Gluon Plasma 4, 2010, *World Scientific*, 111 [arXiv:0903.1096 [hep-ph]]

- [2] Rapp R, Blaschke D and Crochet P 2010 *Prog. Part. Nucl. Phys.* **65** 209
- [3] Averbeck R 2013 *Prog. Part. Nucl. Phys.* **70** (2013) 159.
- [4] Abeleb B I *et al.* (STAR Collaboration) 2007 *Phys. Rev. Lett.* **98**, 192301.
- [5] Adare A *et al.* (PHENIX Collaboration) 2007 *Phys. Rev. Lett.* **98**, 172301.
- [6] Adler S S *et al.* (PHENIX Collaboration) 2006 *Phys. Rev. Lett.* **96**, 032301.
- [7] Abeleb B *et al.* (ALICE Collaboration) 2012 *J. High Ener. Phys.* **09**, 112.
- [8] B. Abelev *et al.* (ALICE Collaboration) 2013 *Phys. Rev. Lett.* **111** 102301.
- [9] E. V. Shuryak, *Phys. Rev. Lett.* **68**, 3270 (1992).
- [10] J. Alam, B. Sinha and S. Raha, *Phys. Rev. Lett.* **73**, 1895 (1994); DOI: 10.1103/PhysRevLett.73.1895.
- [11] Moore G D, Teaney D 2005 *Phys. Rev. C* **71** 064904
- [12] Das S K, Scadina F, Plumari S, Greco V 2014 *Phys. Rev. C* **90** 044901.
- [13] Molnar D 2007 *Eur. Phys. J. C* **49** 181.
- [14] Gossiaux P B, Aichelin J 2008 *Phys. Rev. C* **78** 014904
- [15] Uphoff J, Fochler O, Xu Z, C Greiner C 2011 *Phys. Rev. C* **84** 024908; Uphoff J, Fochler O, Xu Z and Greiner C 2012 *Phys. Lett. B* **717** 430 .
- [16] Younus M, Coleman-Smith C E, Bass S A and Srivastava D K, arXiv:1309.1276 [nucl-th].
- [17] Uphoff J, Senzel F, Fochler O, Wesp C, Xu Z and Greiner C 2015 *Phys. Rev. Lett.* **114** 11, 112301
- [18] Song T, Berrebrah H, Cabrera D, Torres-Rincon J M, Tolos L, Cassing W, Bratkovskaya E arXiv:1503.03039 [nucl-th].
- [19] Hees H van, Greco V and Rapp R 2006 *Phys. Rev. C* **73**, 034913.
- [20] Hees H van, Mannarelli M, Greco V, Rapp R, 2008 *Phys. Rev. Lett.* **100** 192301.
- [21] Akamatsu Y, Hatsuda T, Hirano T 2009 *Phys. Rev. C* **79** 054907.
- [22] Ko C M, Liu W 2007 *Nucl. Phys. A* **783**, 23c.
- [23] Das S K, Alam J, Mohanty P 2010 *Phys. Rev. C* **82** 014908; Majumdar S, Bhattacharyya T, Alam J, Das S K 2012 *Phys. Rev. C* **84** 044901.
- [24] Alberico W M *et al.* 2011 *Eur. Phys. J. C* **71** 1666; Alberico W M *et al.* 2013 *Eur. Phys. J. C* **73** 2481.
- [25] Young C , Schenke B , Jeon S and Gale C 2012 *Phys. Rev. C* **86**, 034905.
- [26] Cao S., Qin G.-Y., Bass S A 2013 *Phys. Rev. C* **88**,4, 044907; Cao S, Qin G Y, Bass S A 2013 *J. Phys. G* **40** 085103.
- [27] He M, Fries R M and Rapp R 2013 *Phys. Rev. Lett.* **110**, 112301
- [28] Das S K, Davody A 2014 *Phys. Rev. C* **89**, 054912.
- [29] Lang T, Hees H van, Steinheimer J, Bleicher M, arXiv:1208.1643 [hep-ph]
- [30] Xu H, Dong X, Ruan L, Wang Q, Xu Z, Zhang Y, arXiv:1305:7302
- [31] Ghosh S, Das S K, Greco V, Sarkar S, Alam J 2014 *Phys. Rev. D* **90**, 054018.
- [32] Ozvenchuk V, Torres-Rincon J M, Gossiaux P B, Tolos L, Aichelin J 2014 *Phys.Rev. C* **90**, 5, 054909.
- [33] Das S K, Scardina F, Plumari S and Greco V 2015 *Phys. Lett. B* **747** 260
- [34] Ruggieri M, Scardina F, Plumari S, Greco V 2013 *Phys. Lett. B* **727** 177
- [35] Ruggieri M, Scardina F, Plumari S, Greco V 2014 *Phys. Rev. C* **89** 5, 054914
- [36] Niemi H, Denicol G S, Huovinen P, Molnar E and Rischke D H 2011 *Phys. Rev. Lett.* **106**, 212302
- [37] Svetitsky B 1988 *Phys. Rev. D* **37**, 2484.
- [38] Mustafa M G , Pal D, Srivastava D K 1998 *Phys. Rev. C* **57**, 889.
- [39] Das S K, Chandra V, Alam J 2014 *J. Phys. G* **41** 015102.
- [40] Berrebrah H, Gossiaux P B, Aichelin J, Cassing W, Torres-Rincon J M, Bratkovskaya E 2014 *Phys. Rev. C* **90** 5, 051901
- [41] Schenke B, Tribedy P, Venugopalan R 2014 *Phys. Rev. C* **89**, 024901.
- [42] Drescher H J, Nara Y 2007 *Phys. Rev. C* **75**, 034905 .
- [43] Hirano T and Nara Y 2009 *Phys. Rev. C* **79**, 064904.
- [44] Kaczmarek O, Zantow F 2005 *Phys. Rev. D*, **71**, 114510.