

Luminosity determination for the deuteron-deuteron reactions using free and quasi-free reactions with WASA-at-COSY detector

M. Skurzok^a, P. Moskal^{a,b}, W. Krzemiński^{a,c}
for the WASA-at-COSY collaboration

^aM. Smoluchowski Institute of Physics, Jagiellonian University, Cracow, Poland

^bInstitut für Kernphysik, Forschungszentrum Jülich, Germany

^cNational Centre for Nuclear Research, 05-400 Otwock-Świerk, Poland

October 27, 2018

PACS numbers: 21.85.+d, 21.65.Jk, 25.80.-e, 13.75.-n

Abstract

Two methods of the luminosity determination for the experiment performed by WASA collaboration to search for ${}^4\text{He}-\eta$ bound state are presented. During the measurement the technique of continuous change of the beam momentum in one accelerator cycle (called ramped beam) was applied. This imposes the requirement to determine not only the total integrated luminosity, but also its variation as a function of the beam momentum.

1 Introduction

The existence of η -mesic nuclei in which the η meson is bound within a nucleus via the strong interaction was postulated in 1986 by Haider and Liu [1]. Since then η - and η' -mesic bound states have been searched for in many laboratories [2–17]. Recent theoretical investigations e.g. [18–24] support the search for η and η' -mesic bound states, however, so far no firm experimental confirmation of the existence of mesic nuclei has been found. The discovery of this new kind of an exotic nuclear matter would be very important for better understanding of the η and η' meson properties and their interaction with nucleons inside nuclear matter [25]. Furthermore it would provide information about the $N^*(1535)$ resonance [26], as well as about the flavour singlet component of the quark-gluon wave function of the η and η' mesons [27].

In November 2010 the search for the ${}^4\text{He}-\eta$ bound state was performed with WASA-at-COSY facility [28] by measuring the excitation functions for $dd \rightarrow {}^3\text{He}n\pi^0$ and $dd \rightarrow {}^3\text{He}p\pi^-$ reactions near the η production threshold [2, 29–33]. The measurement was carried out with a deuteron beam momentum ramping from 2.127 GeV/c to 2.422 GeV/c, corresponding to the range of the excess energy $Q \in (-70, 30)$ MeV. During an acceleration process the luminosity could vary due to beam losses caused by the interaction with the target and with the rest gas in the accelerator

beam line, as well as due to the changes in the beam-target overlap correlated with momentum variation and adiabatic shrinking of the beamsizes. Therefore, it is necessary to determine not only the total integrated luminosity but also its dependence on the excess energy.

The total integrated luminosity is determined based on the $dd \rightarrow {}^3\text{He}n$ and quasi free $pp \rightarrow pp$ reactions for which the cross sections were already experimentally established. Because of the acceptance variation for the beam momentum range for which ${}^3\text{He}$ ions are stopped between two Forward Detector layers, the excess energy dependence of the luminosity is determined based on quasi-free $pp \rightarrow pp$ reaction for which the WASA acceptance is a smooth function of the beam momentum.

In this contribution we present the procedure of the calculation of the integrated luminosity and the determination of the luminosity dependence of the excess energy.

2 Determination of luminosity based on the $dd \rightarrow {}^3\text{He}n$ reaction

The absolute value of the integrated luminosity was determined using the experimental data on the $dd \rightarrow {}^3\text{He}n$ cross-sections measured by SATURNE collaboration for four beam momenta in range between 1.65 and 2.49 GeV/c [34]. The cross section $\sigma_{dd \rightarrow {}^3\text{He}n}$ dependence on the transferred momentum squared $t = (\mathbb{P}_{{}^3\text{He}} - \mathbb{P}_{beam})^2$ may be parametrized as follows [34, 35]:

$$\frac{d\sigma(t - t_{max})}{dt} = \sum_{i=1}^3 a_i e^{b_i(t - t_{max})}, \quad (1)$$

where parameters a_i and b_i are described as a function of the total energy $\sqrt{s_{dd}}$:

$$par_i(\sqrt{s_{dd}}) = \frac{p_i}{\sqrt{s_{dd} - q_i}} + r_i, \quad (2)$$

where the values of p_i , q_i and r_i were determined [35] by the fit of the above formula to the cross sections measured at SATURNE [34].

Based on the above parametrization we may determine angular dependence of the cross section using a following relation:

$$\frac{d\sigma}{d(\cos\theta^*)} = \frac{d\sigma}{dt} \cdot \frac{dt}{d(\cos\theta^*)} \quad (3)$$

where the Jacobian term $\frac{dt}{d(\cos\theta^*)} = 2 \cdot |\vec{p}_{beam}^*| \cdot |\vec{p}_{{}^3\text{He}}^*|$ is calculated based on the transferred momentum squared in the CM system:

$$t = (\mathbb{P}_{{}^3\text{He}} - \mathbb{P}_{beam})^2 = m_d^2 + m_{{}^3\text{He}}^2 - 2 \cdot E_{{}^3\text{He}}^* \cdot E_{beam}^* + 2 \cdot |\vec{p}_{beam}^*| \cdot |\vec{p}_{{}^3\text{He}}^*| \cdot \cos\theta^*, \quad (4)$$

where θ^* is the ${}^3\text{He}$ emission angle in the CM frame.

The available experimental data closest to the range of beam momentum used in the WASA-at-COSY experiment for the angular range relevant for our analysis are shown in Fig. 1. Superimposed lines present results of the above described parametrisations for beam momenta the same as experimental points (red and black) and for two exemplary momenta corresponding to $Q=0$ and $Q=-40$ MeV.

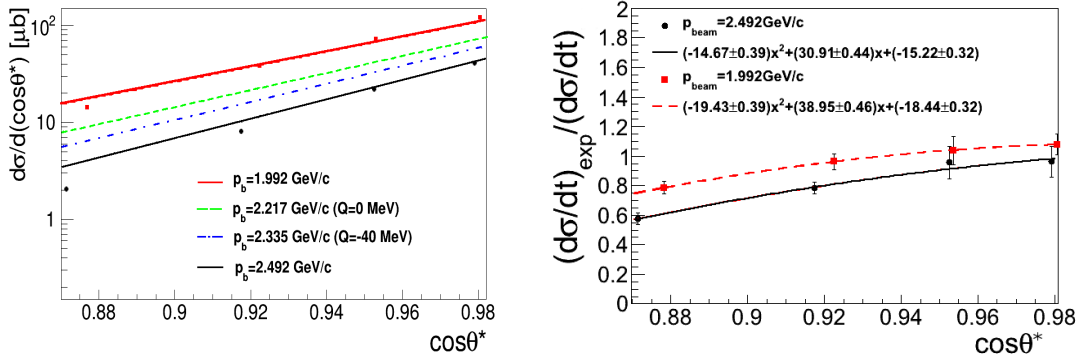


Figure 1: (left) Differential cross section as a function of $\cos\theta^*$ for SATURNE experimental data (squares/red and dots/black points for fixed beam momentum $p_{beam}=1.992$ GeV/c and $p_{beam}=2.492$ GeV/c, respectively) and obtained from parametrization (top solid/red, dashed/green, dash-dotted/blue, and bottom solid/black lines for p_{beam} equal to 1.992 GeV/c, 2.217 GeV/c, 2.335 GeV/c and 2.492 GeV/c, respectively). (right) The ratio $\frac{d\sigma/dt}{d(\cos\theta^*)_{exp}} / \frac{d\sigma/dt}{d(\cos\theta^*)}$ for $p_{beam}=1.992$ GeV/c (squares/red) and $p_{beam}=2.492$ GeV/c (dots/black) fitted with second degree polynomial functions (dashed/red and solid/black lines, respectively). The marked errors result from the statistical experimental uncertainties.

In the angular region of interest the experimental points lie below the curves. Therefore, the correction was applied for the ${}^3\text{He}$ angular range from about 4° to 10° which corresponds to the $\cos\theta^* \in (0.88, 0.98)$ for the considered reaction. The ratio between experimental (SATURNE) and parametrized cross section $\frac{d\sigma/dt}{d(\cos\theta^*)_{exp}} / \frac{d\sigma/dt}{d(\cos\theta^*)}$ was fitted with second degree polynomial function for both experimental beam momentum values: 1.992 GeV/c and 2.492 GeV/c. Obtained result is presented in the right panel of Fig. 1. The cross section correction A is calculated for fixed $\cos\theta^*$ using the fitted functions and interpolated for the proper beam momentum value from range $p_{beam} \in (2.127, 2.422)$ GeV/c.

The measurement of the $dd \rightarrow {}^3\text{He}n$ reaction was based on the registration of the outgoing helium in the Forward Detector. Low-energetic ${}^3\text{He}$ ions were stopped in the 3rd layer of the Forward Range Hodoscope, while high-energetic ions were stopped in the 4th layer. The helium identification was based on the ΔE - ΔE method. The outgoing neutrons were identified using the missing mass technique. In order to reduce background originating from quasi-free $dp(n) \rightarrow {}^3\text{He}n\pi^0$, the cut in missing mass m_x vs. missing energy E_x spectrum was applied as it is presented in upper panel of Fig. 2. Additionally, for high beam momentum region background was subtracted via fitting the signal and background function to the missing mass spectrum for different intervals of $\cos\theta^*$ and beam momentum, what is presented in the lower panel of Fig. 2.

In order to calculate the total integrated luminosity, the number of events, efficiency, as well as cross section was determined for 5 intervals of $\cos\theta^*$ in the range from 0.88 to 0.98 and 5 intervals of excess energy Q in the range from -70 MeV to 30 MeV corresponding to the angular range of the reaction and the beam momentum ramping, respectively. The integrated luminosity was then calculated for each (i, j) -th interval in following way:

$$L_{i,j}^{int} = \frac{N_{i,j}}{\epsilon_{i,j} \cdot \frac{d\sigma_{i,j}}{d(\cos\theta^*)} \cdot \Delta(\cos\theta^*)}, \quad (5)$$

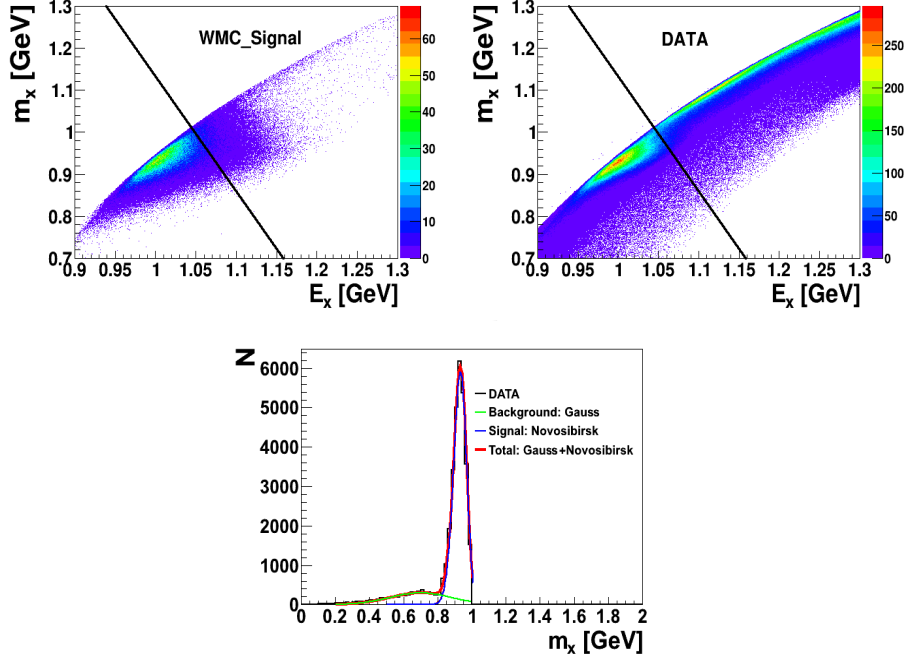


Figure 2: (upper panel) The missing mass m_x vs. missing energy E_x spectrum for simulations (left) and DATA (right). Applied cut is marked with red line. (lower panel) The missing mass m_x spectrum for i. e. $\cos\theta^* \in (0.96, 0.98)$ and $Q \in (0, 5)$ MeV. The red line shows fit to the signal and background while green line shows fit of the Gauss function to the background. Signal peak is marked as a blue line. The main background on the right side of the black line corresponds to the quasi-free $dp(n) \rightarrow {}^3\text{He}n\pi^0$ reaction.

where $\Delta(\cos\theta^*)$ is the width of the $\cos\theta^*$ interval. The overall efficiency including reconstruction efficiency and geometrical acceptance of the detector was determined based on the Monte Carlo simulations and is varying between 50% and 70%.

The preliminary luminosity dependence of $\cos\theta^*$ for whole excess energy range is presented in Fig. 3. The total integrated luminosity was calculated as a weighted average of the luminosities determined for individual $\cos\theta^*$ intervals:

$$L_{dd \rightarrow {}^3\text{He}n}^{tot} = \frac{\sum_{i=1}^5 L_i \frac{1}{(\Delta L_i)^2}}{\sum_{i=1}^5 \frac{1}{(\Delta L_i)^2}}, \quad \Delta L_{dd \rightarrow {}^3\text{He}n}^{tot} = \left(\sum_{i=1}^5 \frac{1}{(\Delta L_i)^2} \right)^{-1/2}. \quad (6)$$

The average integrated luminosity with its statistical uncertainty equals $L_{dd \rightarrow {}^3\text{He}n}^{tot} = (1102 \pm 2) \text{nb}^{-1}$. It is marked in Fig. 3 with dashed red line.

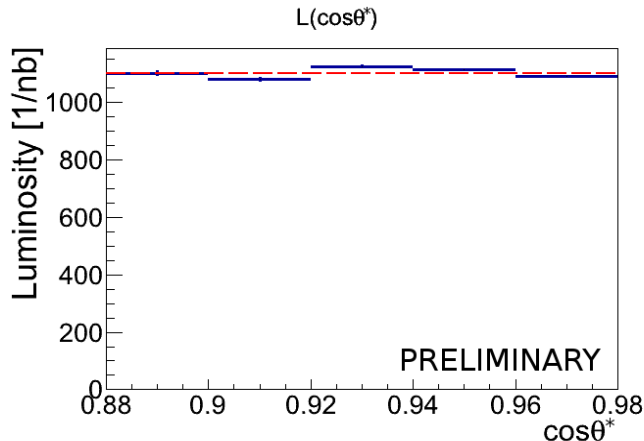


Figure 3: Integrated luminosity as a function of $\cos\theta^*$. The statistical uncertainties are marked as a vertical bars. The preliminary established weighted average of integrated luminosity is marked as a dashed red line and is equal to $1102 \pm 2nb^{-1}$ where only a statistical error is given. The analysis was carried out with condition that the number of "neutral clusters" in reconstructed in the Central Detector is less than 2.

3 Luminosity dependence on the excess energy

In order to determine the luminosity dependence on the beam momentum we used the quasi-elastic proton-proton scattering in the deuteron-deuteron collisions: $dd \rightarrow ppn_{sp}n_{sp}$. In this reaction protons from the deuteron beam are scattered on the protons in the deuteron target. We assume that the neutrons are acting only as spectators which means that they do not take part in reactions but move with the Fermi momentum of their parent deuterons.

In the case of quasi-free proton-proton scattering the formula for the calculation of the integrated luminosity can be written in the following form [36]:

$$L = \frac{N_0 N_{exp}}{2\pi \int_{\Delta\Omega(\theta_{lab}, \phi_{lab})} \frac{d\sigma}{d\Omega}(\theta^*, \phi^*, p_{F1,2}, \theta_{F1,2}, \phi_{F1,2}) f(p_{F1,2}, \theta_{F1,2}, \phi_{F1,2}) dp_{F1,2} d\cos\theta_{F1,2} d\phi_{F1,2} d\phi^* d\cos\theta^*} \quad (7)$$

The formula is determined based on the fact, that the number of quasi-free scattered protons into the solid angle $\Delta\Omega(\theta_{lab}, \phi_{lab})$ is proportional to the integrated luminosity L , as well as the inner product of the differential cross section for scattering into the solid angle around θ^* and ϕ^* angles expressed in proton-proton CM system: $\frac{d\sigma}{d\Omega}(\theta^*, \phi^*, p_{F1,2}, \theta_{F1,2}, \phi_{F1,2})$ and the probability density of the Fermi momentum distributions: $f(p_{F1,2}, \theta_{F1,2}, \phi_{F1,2})$ inside the deuteron beam and deuteron target, respectively. The detailed description of the luminosity calculation for quasi-free reaction one can find in Ref. [36].

Due to the complex detection geometry a solid angle corresponding to particular part of the detector cannot be in general expressed in a closed analytical form. Therefore, the integral in above equation was computed with the Monte-Carlo simulation programme, containing the geometry of WASA detection system and taking into account detection and reconstruction efficiencies. The Monte-Carlo simulations were carried out for the deuteron beam momentum range $p_{beam} \in (2.127, 2.422)$ GeV/c corresponding to the experimental ramping. The program first choose

randomly the momentum of the nucleon inside the deuteron beam and deuteron target, respectively, according to the Fermi distribution [37]. Then, the total proton-proton invariant mass $\sqrt{s_{pp}}$ and the vector of the center-of-mass velocity are determined. Next, the effective proton beam momentum p_{beam}^{prot} was calculated in the frame where one of the proton is at rest and momentum of protons is generated isotropically in the proton-proton center-of-mass frame. Further on, the momenta of outgoing particles are transformed to the laboratory frame and are used as an input in the simulation of the detection system response with the GEANT computing package. For each of N_0 simulated event we assign a weight corresponding to the differential cross section, which is uniquely determined by the scattering angle and the total proton-proton collision energy $\sqrt{s_{pp}}$.

The factor $N_0/2\pi$ in Eq. 7 is a normalization constant. It results from the fact that the integral is not dimensionless and its units correspond to the units of the cross sections used for the calculations. Therefore, it must be normalized in such a way that the integral over the full solid angle equals to the total cross section for the elastic scattering averaged over the distribution of the total proton-proton invariant mass $\sqrt{s_{pp}}$ resulting from the Fermi distribution of the target and beam nucleons. In the absence of the Fermi motion it should be simply equal to a total elastic cross section for a given proton beam momentum. A factor 2π comes from the fact that protons taking part in the scattering are indistinguishable.

The differential cross section for quasi free $dd \rightarrow ppn_{sp}n_{sp}$ reaction is a function of the scattering angle θ^* and the total energy in the proton-proton centre-of-mass system $\sqrt{s_{pp}}$ which is dependent on effective proton beam momentum p_{beam}^{prot} seen from the proton in the proton-proton system. In order to calculate it, we have used the cross section values for proton-proton elastic scattering $pp \rightarrow pp$ computed based on the SAID program [38] because the EDDA collaboration data base [39] is insufficient. The distribution of the effective beam momentum as well as a comparison of the SAID calculations and the existing differential cross section from the EDDA measurements are shown in Fig. 4. As we can see, the differential cross sections calculated using the SAID programme are in agreement with distributions measured by the EDDA collaboration.

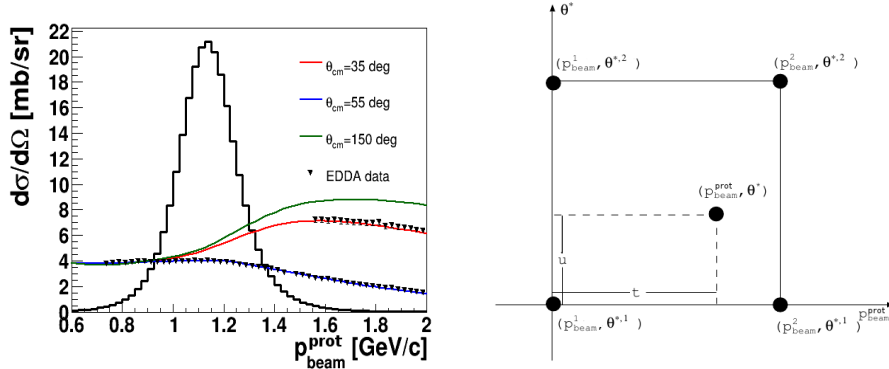


Figure 4: (left) Differential cross sections for proton-proton elastic scattering as a function of the beam momentum for a three values of the scattering angle θ^* in the CM frame. Black points show EDDA collaboration data [39], while lines denote SAID calculations [38]. Distribution of the effective beam momentum for quasi-free $pp \rightarrow pp$ reaction calculated for the deuteron beam momentum range $p_{beam} \in (2.127, 2.422)$ GeV/c is also presented in the figure. (right) Bilinear interpolation of the differential cross section $\frac{d\sigma}{d\Omega}(p_{beam}^{prot}, \theta^*)$. The figure is adapted from [36].

The differential cross section for appropriate p_{beam}^{prot} and θ^* was calculated using bilinear interpolation in the momentum-scattering angle plane according to the formula:

$$\frac{d\sigma}{d\Omega}(p_{beam}^{prot}, \theta^*) = (1-t)(1-u) \frac{d\sigma}{d\Omega}(p_{beam}^1, \theta^{*,1}) + t(1-u) \frac{d\sigma}{d\Omega}(p_{beam}^2, \theta^{*,1}) + tu \frac{d\sigma}{d\Omega}(p_{beam}^2, \theta^{*,2}) + (1-t)u \frac{d\sigma}{d\Omega}(p_{beam}^1, \theta^{*,2}) \quad (8)$$

where t and u variables are defined in right panel of Fig. 4.

The number of experimental events N_{exp} was determined based on conditions and cuts described in details in reference [40]. In the analysis, at the beginning, we carried out primary events selection applying condition of exactly one charged particle in the Forward Detector (FD) and one particle in the Central Detector (CD).

In Ref. [40] we can find detailed studies of the possible background reaction contributions. In case of this analysis the dominating background processes are $dd \rightarrow ppn_{sp}n_{sp} \rightarrow d\pi^+n_{sp}n_{sp}$, $dd \rightarrow d_b p_t n_{sp}$ and $dd \rightarrow pp_{sp}nn_{sp}$, where the subscripts sp , b and t denote the spectators, particles from the beam and from the target, respectively. In order to reject the events corresponding to the charged pions registered in the Central Detector, the cut on the energy deposited in the Electromagnetic Calorimeter (Cal) vs. energy deposited in Plastic Scintillator Barrel (PSB) spectrum was applied and is presented in the Fig. 5.

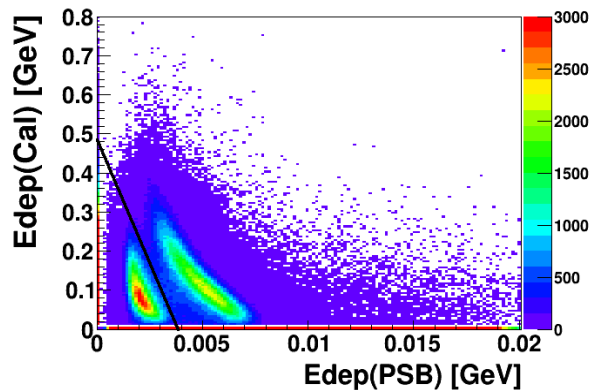


Figure 5: Experimental spectrum of the energy loss in the Plastic Scintillator Barrel shown as a function of the energy deposited in the Electromagnetic Calorimeter. The applied cut is shown as a black line. Pions in data spectrum are concentrated for Edep(PSB) around 0.003GeV.

It is not possible to separate quasi-elastic $p-p$ scattering from the quasi-elastic $d-p$ scattering, however it was investigated that for the forward scattering angles of about $\theta_{FD}=17^\circ$, the $d-p$ cross sections are about 20 times smaller than $p-p$ cross sections and we take this uncertainty of about 5% as a systematic error to the final result. The applied cut in polar angle θ_{FD} is shown in Fig. 6. In order to subtract the background coming from $dd \rightarrow p_b d_t n_{sp}$ reaction, the range $\theta_{CD} \in (40, 100)^\circ$ was taken into account in further analysis.

Additionally, the background was subtracted in $\Delta\phi = \phi_{FD} - \phi_{CD}$ spectrum. In order to symmetrize the background instead of $|\Delta\phi|$ we define $(2\pi + \Delta\phi) \bmod 2\pi$. Afterwards, the background was fitted with 1st order polynomial for each of excess energy Q intervals. The exemplary $(2\pi + \Delta\phi) \bmod 2\pi$ spectrum is presented in Fig. 7.

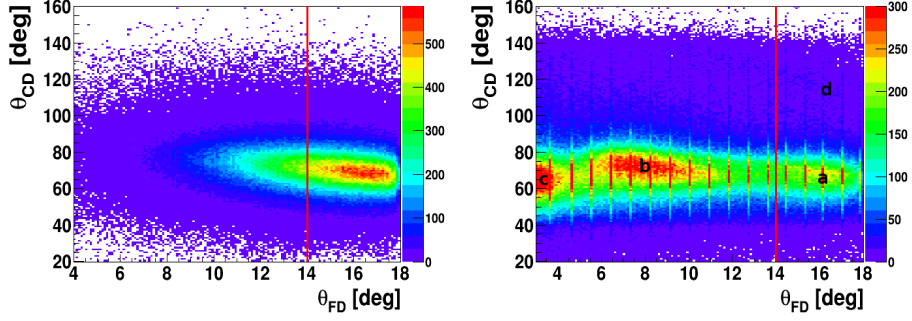


Figure 6: Correlations between the polar angles θ_{FD} and θ_{CD} for the WMC Simulations of $dd \rightarrow ppn_{sp}n_{sp}$ reaction (left panel) and obtained in experiment (right panel). Applied cut is marked with red line. The indicated area correspond to the: a) $dd \rightarrow ppn_{sp}n_{sp}$, b) $dd \rightarrow d_b p_t n_{sp}$ and $dd \rightarrow ppn_{sp}n_{sp}$, c) $dd \rightarrow pp_{sp}n n_{sp}$, d) $dd \rightarrow p_b d_t n_{sp}$.

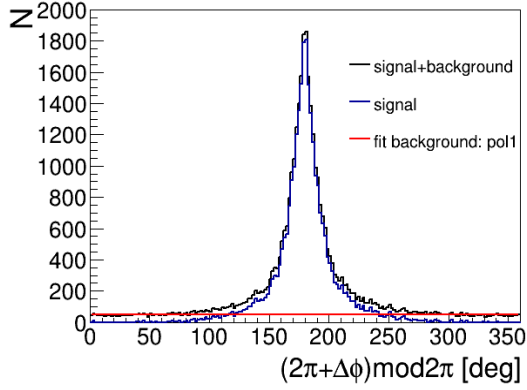


Figure 7: Distributions of $(2\pi + \Delta\phi) \bmod 2\pi$, where $\Delta\phi = \phi_{CD} - \phi_{FD}$ is the difference of azimuthal angles in Central Detector and Forward Detector. The example spectrum for one of the Q intervals (black line) with marked fit function (red line) and signal peak after background subtraction (blue line) is presented.

After all cuts and conditions described above, the number of experimental data was determined and the luminosity was calculated according to formula (7) for each excess energy interval taking into account also prescaling factor of the applied experimental trigger equal to 4000 as well as shadowing effect equal to 9%. The latter results from the fact that proton is shadowed by the neutron inside the deuteron which reduces the probability of the quasi-elastic scattering. Unfortunately, there are no experimental results about the shadowing in $dd \rightarrow ppn_{sp}n_{sp}$ collisions. However, we can try to estimate it based on the probability that a neutron shadows the proton in one deuteron which equals 0.045 [41] and assume that shadowing appears independently in deuteron beam and deuteron target. The rough estimation of the probability that the shadowing will not take place in dd reaction $(1 - 0.045)^2$ gives about 0.91.

The preliminary result is presented in Fig. 8. The statistical uncertainty of each point is about 1%. The luminosity variation (increase in the excess energy range from about -70MeV to -40MeV, and then decrease) is caused by the change of the beam-target overlapping during the

acceleration cycle and also by adiabatic beam size shrinking [42]. The obtained total integrated luminosity within its statistical uncertainty is equal to $L_{dd \rightarrow ppn_{sp}n_{sp}}^{tot} = (1329 \pm 2) nb^{-1}$. For further analysis the luminosity was fitted by 3 degree polynomial $aQ^3 + bQ^2 + cQ + d$. The fitted function is marked with the red line in Fig. 8.

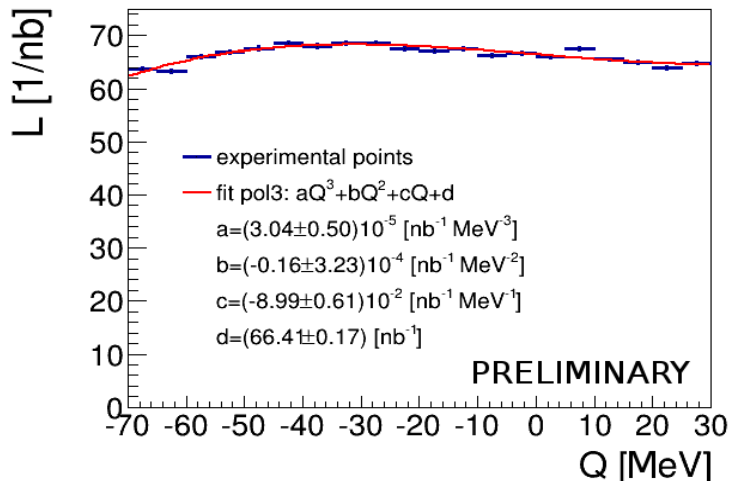


Figure 8: Integrated luminosity calculated for experimental data for quasi-free $dd \rightarrow ppn_{sp}n_{sp}$ reaction (blue points) with fitted 3 degree polynomial function (red line).

4 Systematics

In case of the $dd \rightarrow {}^3\text{He}n$ reaction one source of the systematic error originates from the variation of the cuts used for separation of high-energetic helium in Forward Detector and is equal to about 2%. Additionally we have also taken into account an uncertainty due to the method used for the background subtraction amounting to 1.6%. Another source of the luminosity calculation error is connected to normalization to SATURNE experiment and originates from three independent sources: i) statistical error of the SATURNE data (6.5%), ii) normalization uncertainty of the SATURNE data for the $dd \rightarrow {}^3\text{He}n$ cross sections (7%) and iii) assumption of linear interpolation between SATURNE points used for the estimation of the correction for the parametrized cross section presented in Fig. 1 (<1.8%).

The systematical errors for $dd \rightarrow ppn_{sp}n_{sp}$ analysis resulting from the change of the cuts used for the separation of the quasi-free pp scattering from the background (Fig. 5 and Fig. 6) is equal to about 4.1%. The another contribution to the systematical error comes from the assumption of the potential model of the nucleon bound inside the deuteron and is equal to about 0.8%. This uncertainty was established as the difference between results determined using the Paris [37] and the CDBonn [43] potentials. The next source of the systematic error may be attached to the assumption of the bilinear approximation of the cross section shown in Fig. 4 (right). This systematical uncertainty was estimated using assumption in which instead of the interpolation we took the cross section value from the closest data point in the effective proton beam momentum - scattering angle plane. The performed calculations give the difference of about 1.8%.

Additionally we have also taken into account an uncertainty related to the background subtraction in $(2\pi + \Delta\phi)\text{mod}2\pi$ spectra which does not exceed 0.6%. The systematical uncertainty includes also contribution connected to the shadowing effect. Until now, we have no theoretical estimation of the possible error of this effect calculation, therefore conservatively we take as a systematic uncertainty half of this effect: 4.5%. In the systematical error calculation we also take into account the uncertainty 5% resulting from the background of the quasi-elastic d - p scattering (Sec. 3). The normalization error includes two contributions: normalization uncertainty of the EDDA data (4%) and the systematical errors for pp elastic scattering cross-sections (2.7%) [39]. The cross section was approximated by the calculation using the SAID procedure. Because, the SAID cross section very well describes EDDA data, we assume the systematical errors of the differential cross section based on EDDA calculations.

The total integrated luminosity calculated based on $dd \rightarrow {}^3\text{He}n$ and the quasi-free $dd \rightarrow ppn_{sp}n_{sp}$ reactions with statistical, systematical and normalization error are equal to $L_{dd \rightarrow {}^3\text{He}n}^{\text{tot}} = (1102 \pm 2_{\text{stat}} \pm 28_{\text{syst}} \pm 107_{\text{norm}})nb^{-1}$ and $L_{dd \rightarrow ppn_{sp}n_{sp}}^{\text{tot}} = (1329 \pm 2_{\text{stat}} \pm 108_{\text{syst}} \pm 64_{\text{norm}})nb^{-1}$, respectively. The systematical and normalization errors were calculated by adding in quadrature the appropriate contributions described above.

5 Summary

We carried out the luminosity determination for the experiment performed with WASA-at-COSY to search for the ${}^4\text{He}$ - η bound states in deuteron-deuteron fusion. The luminosity was calculated based on two reactions: $dd \rightarrow {}^3\text{He}n$ and the quasi-free $dd \rightarrow ppn_{sp}n_{sp}$. We calculated the total average integrated luminosity and compared it for both channels. The obtained results are consistent, however within large normalization errors.

6 Acknowledgements

We acknowledge support by the Foundation for Polish Science - MPD program, co-financed by the European Union within the European Regional Development Fund, by the Polish National Science Center through grant No. 2011/01/B/ST2/00431, Grant PRELUDIUM No 2013/11/N/ST2/04152 and by the FFE grants of the Research Center Jülich.

References

- [1] Q. Haider, L. C. Liu, *Phys. Lett.* **B172**, 257 (1986).
- [2] M. Skurzok, P. Moskal, W. Krzemień, *Prog. Part. Nucl. Phys.* **67**, 445 (2012).
- [3] P. Moskal, J. Smyrski, *Acta. Phys. Pol.* **B41**, 2281 (2010).
- [4] P. Adlarson et al., *Phys. Rev.* **C87**, 035204 (2013).
- [5] W. Krzemien et al., *Int. J. Mod. Phys.* **A24**, (2009) 576.
- [6] T. Mersmann et al., *Phys. Rev. Lett.* **98**, (2007) 242301.
- [7] J. Smyrski et al., *Phys. Lett.* **B649**, (2007) 258.
- [8] G. A. Sokol et al., *arXiv:nucl-ex/9905006* (1999).

- [9] A. Gillitzer, *Acta. Phys. Slovaca* **56**, 269 (2006).
- [10] A. Budzanowski et al., *Phys. Rev.* **C79**, 012201 (2009).
- [11] M. Nanova et al., *Phys. Lett.* **B727**, 417 (2013).
- [12] Y. K. Tanaka et al., *Few Body Syst.* **54**, 1263 (2013).
- [13] S. V. Afanasiev, *Phys. Part. Nucl. Lett.* **8**, 1073 (2011).
- [14] H. Fujioka, *Acta Phys. Pol.* **B41**, 2261 (2010).
- [15] V. A. Baskov et al., *PoS Baldin-ISHEPP-XXI* 102 (2012).
- [16] B. Krusche et al., *J. Phys. Conf. Ser.* **349**, 012003 (2012).
- [17] F. Pheron et al., *Phys. Lett.* **B709**, 21 (2012).
- [18] S. D. Bass, A. W. Thomas, *Acta Phys. Pol.* **B45**, 627 (2014).
- [19] S. Wycech, W. Krzemien, *Acta Phys. Pol.* **B45**, 745 (2014).
- [20] S. Hirenzaki, H. Nagahiro, *Acta Phys. Pol.* **B45**, 619 (2014).
- [21] B. Krusche, C. Wilkin, *Prog. Part. Nucl. Phys.* **80**, 43 (2014).
- [22] C. Wilkin, *Acta Phys. Pol.* **B45**, 603 (2014).
- [23] H. Nagahiro et al., *Phys. Rev.* **C87**, 045201 (2013).
- [24] N. G. Kelkar et al., *Rept. Prog. Phys.* **76**, 066301 (2013).
- [25] T. Inoue, E. Oset, *Nucl. Phys.* **A710**, 354 (2002).
- [26] D. Jido, H. Nagahiro, S. Hirenzaki, *Phys. Rev.* **C66**, 045202 (2002).
- [27] S. D. Bass, A. W. Thomas, *Acta Phys. Pol.* **B41**, 2239 (2010).
- [28] WASA-at-COSY Collaboration: H.-H. Adam *et al.*, *arXiv:nucl-ex/0411038* (2004).
- [29] M. Skurzok, W. Krzemień, P. Moskal, *EPJ Web Conf.* **81**, 02020 (2014).
- [30] W. Krzemień, P. Moskal, M. Skurzok, *Acta Phys. Pol.* **B 45**, 689 (2014).
- [31] W. Krzemień, P. Moskal, M. Skurzok, *Few Body Syst.* **55**, 795 (2014).
- [32] W. Krzemień, P. Moskal, J. Smyrski, M. Skurzok, *EPJ Web Conf.* **66**, 09009 (2014).
- [33] M. Skurzok, P. Moskal, W. Krzemien, *Acta Phys. Pol. B Suppl.* **6**, 1107 (2013).
- [34] G. Bizard et al., *Phys. Rev.* **C22**, 1632 (1980).
- [35] A. Pricking, *PhD Thesis*, Tuebingen University, Germany (2010).
- [36] P. Moskal and R. Czyżykiewicz, *AIP Conf. Proc.* **950**, 118 (2007).
- [37] M. Lacombe et al., *Phys. Lett.* **B101**, 139 (1981).
- [38] The CNS Data Analysis Center, <http://www.gwu.edu>.

- [39] D. Albers et al., *Phys. Rev. Lett.* **78**, 1652 (1997).
- [40] W. Krzemień, *PhD Thesis, Jagiellonian University*, *arXiv:nucl-ex/1202.5794* (2011).
- [41] E. Chiavassa et al., *Phys. Lett.* **B337**, 192 (1994).
- [42] B. Lorentz - *private communication* (2014).
- [43] R. Machleidt et al., *Phys. Rev.* **C63**, 024001 (2001).