

THE GRADIENT FLOW OF THE POLARIZATION MEASURE. WITH AN APPENDIX.

GIOVANNI PISTONE AND MARIA PIERA ROGANTIN

ABSTRACT. The polarization measure is the probability that among 3 individuals chosen at random from a finite population exactly 2 come from the same class. This index is maximum at the midpoints of the edges of the probability simplex. We compute the gradient flow of this index that is the differential equation whose solutions are the curves of steepest ascent. Tools from Information Geometry are extensively used. In a time series, a comparison of the estimated velocity of variation with the direction of the gradient field should be a better index than the simple variation of the index.

CONTENTS

1. Introduction	1
2. Natural gradient	3
3. The gradient flow of POL	7
4. Generalisation of the polarization measure	9
5. POL as expectation along an exponential family	10
6. Conclusion and suggested applications	13
References	14
Appendix A. From Lotka-Volterra to the replicator	15
A.1. Lotka-Volterra $n = 2$	15
A.2. Uplift of Lotka-Volterra	16
Appendix B. Information Geometry of the replicator in dimension 2	17
B.1. Simplex parametrizations	17
B.2. Differential equations in different parametrizations	18
Appendix C. Replicator equations	20
Appendix D. Second order calculus	21

1. INTRODUCTION

Given a discrete distribution π on $n + 1$ classes $x = 0, 1, \dots, n$, we consider an index called *polarization measure*, defined by

$$(1) \quad \text{POL}(\pi) = \sum_{x=0}^n \pi_x^2 (1 - \pi_x).$$

Date: November 25, 2021.

Acknowledgments. G. Pistone is supported by De Castro Statistic, Collegio Carlo Alberto, Moncalieri. The Authors wish to thank A. Bacciotti (Politecnico di Torino), M. Gasparini (Politecnico di Torino) and L. Malagò (Shinshu University) for helpful suggestions.

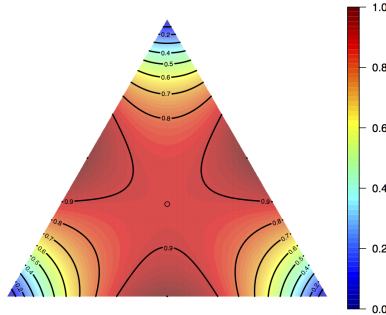


FIGURE 1. Normalised Polarization. The display shows: the probability simplex as an equilateral triangle; the level curves of $4 \times \text{POL}$; the unstable critical point at $\pi = (1/3, 1/3, 1/3)$ (circle); the minimum points at the vertexes (triangles); the maximum points at $\pi = (0, 1/2, 1/2), (1/2, 0, 1/2), (1/2, 1/2, 0)$ (squares).

The polarization measure has been introduced in Economics for real distributions by Esteban and Ray [1994]. The discrete version we consider here has been used in Pino and Vidal-Robert [2013, p. 10].

The polarization measure has the following interpretation. Let X, Y, Z be i.i.d. $\sim \pi$ and consider the indicator of *exactly two equal*

$$I_2 = (X = Y \neq Z) + (X = Z \neq Y) + (Y = Z \neq X).$$

Then $\mathbb{E}[I_2] = 3 \sum_{x=0}^n \pi_x^2 (1 - \pi_x) = 3 \text{POL}(\pi)$.

The polarization measure on the classes $\{0, 1, 2\}$, as shown in Fig. 1, has an unstable critical point at the uniform distribution, it is zero in the case of concentration in one class, and reaches its maximum $1/4$ on distributions on two classes with equal probabilities. Polarization measure was devised to be an index of the distance of a distribution from the three cases of maximal polarization. In Fig. 1 the simplex is represented as an equilateral triangle. In the following we shall use different sets of coordinates to represent the probability simplex, e.g. see Fig. 4 (left).

We want to study the dynamics of this index, i.e. to characterise evolutions that maximise or minimise the index. This study requires tools from Information Geometry (IG) e.g., Amari and Nagaoka [2000], Gibilisco and Pistone [1998], Pistone and Rogantin [1999], Gibilisco et al. [2010], Pistone [2013], Malagò and Pistone [2014]. However, the following presentation is actually largely self-contained.

The recourse to IG is not dispensable because the ordinary gradient flow of POL, as shown in Fig. 5 (left), does not lead to the extrema of interest on the border of the probability simplex. Consequently, one wants to turn to a different way to compute the gradient, i.e. to the so-called Amari's natural gradient. We use elementary fact of the theory of Dynamical Systems to characterise critical points of the gradient flow and refer to Abraham et al. [1988].

The basics of IG are discussed in Sec. 2. The application of IG to the polarization measure is described in Sec. 3. The possibility of a generalisation of such an index is shortly discussed in Sec. 4, while the reduction of the problem to the study of an exponential family is presented in Sec. 5. We suggest a possible application in Sec. 6.

Further material, not directly related with the measure of polarization, but suggested by the methodology, is presented in the Appendixes. Differential equations on the probability simplex are well known in applications other than Descriptive Statistics. We briefly

discuss the relations between these applications and our one in App. A. In App. D some issues related to the second order calculus are briefly discussed.

2. NATURAL GRADIENT

We denote by Δ_n the simplex of the probability function π on $0, 1, \dots, n$. The interior of the simplex, Δ_n° , is the set of the strictly positive probability functions,

$$\Delta_n^\circ = \left\{ \pi \in \mathbb{R}^{n+1} \left| \sum_{x=0}^n \pi_x = 1, \pi_x > 0, x = 0, 1, \dots, n \right. \right\}.$$

The border of the simplex is the union of all the faces of Δ_n as a convex set. We recall that a face of maximal dimension $n - 1$ is called facet. A facet is a simplex of dimension $n - 1$.

We define B_π to be the vector space of random variables U that are π -centered, $\mathbb{E}_\pi[U] = 0$. In the geometry of \mathbb{R}^{n+1} , B_π is the plane through the origin, orthogonal to the vector $\vec{O\pi}$.

Definition 1.

- (1) The *tangent bundle* of the open simplex Δ° is the set

$$T\Delta_n^\circ = \{(\pi, U) | \pi \in \Delta_n^\circ, U \in B_\pi\}.$$

- (2) If $I \ni t \mapsto p(t) \in \Delta_n^\circ$ is a one-dimensional statistical model, geometrically a curve, its *score*

$$Dp(t) = \frac{\dot{p}(t)}{p(t)} = \frac{d}{dt} \log p(t)$$

belongs to $B_{p(t)}$ for all $t \in I$. As the score is a centered random variable, hence $I \ni t \mapsto (p(t), Dp(t))$ is a curve in the tangent bundle.

In fact, $U \in B_\pi$ is meant to represent a generic velocity vector through π , see Fig. 2. The score is a representation of the velocity along a curve, because of a geometric interpretation of C. R. Rao's classical computation:

$$\begin{aligned} (2) \quad \frac{d}{dt} E_t[U] &= \frac{d}{dt} \sum_x U(x) p(x; t) = \sum_x U(x) \frac{d}{dt} p(x; t) = \\ & \sum_x U(x) \frac{d}{dt} \log(p(x; t)) p(x; t) = \sum_x (U(x) - E_t[U]) \frac{d}{dt} \log(p(x; t)) p(x; t) = \\ & E_t \left[(U - E_t[U]) \frac{d}{dt} \log(p(t)) \right] = \langle U - E_t[U], Dp(t) \rangle_{p(t)} \end{aligned}$$

We observe that the scalar product above is the scalar product on $B_{p(t)}$.

A curve on the simplex is a parametric model. The probability π is represented by a vector from O to the point whose coordinates are $(\pi_i)_{i=0, \dots, n}$. In Fig. 2, the velocity vectors are represented by arrows; they are orthogonal to the vectors $\vec{O\pi}$.

In our context, a *vector field* $F: \Delta_n^\circ \rightarrow \mathbb{R}^{n+1}$ is a mapping such that $F(\pi) \in B_\pi$, i.e. such that the couple $(\pi, F(\pi))$ belongs to the tangent bundle. $(\pi, F(\pi)) \in T\Delta_n^\circ$ for all π . Because of our geometrical construction, here we prefer to call F a vector field, but we want to stress its statistical meaning of centered function of the distribution.

A *differential equation* is an equation of the form $Dp(t) = F(p(t))$.

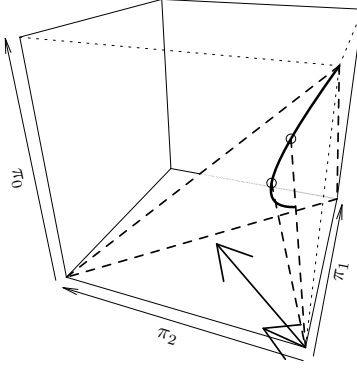


FIGURE 2. The simplex (solid triangle) is view from below. The curve on the simplex is a parametric model. The probabilities π are represented by vectors from O to the point whose coordinates are π . The velocity vectors are represented by arrows; they are orthogonal to the vectors from O to π .

Given a real function $\phi: \Delta_n^\circ \rightarrow \mathbb{R}$, its *gradient* is the vector field $\nabla\phi$ such that for all curves $p(\cdot)$ we have

$$(3) \quad \frac{d}{dt}\phi(p(t)) = \langle \nabla\phi(p(t)), Dp(t) \rangle_{p(t)}, \quad \langle u, v \rangle_\pi = \mathbb{E}_\pi[uv], u, v \in B_\pi.$$

The Rao's computation in Eq. (2) is the prototypical gradient computation.

The *gradient flow equation* is the differential equation

$$Dp(t) = \nabla\phi(p(t)).$$

Along a solution of the gradient flow equation the value of ϕ is increasing because $d\phi(p(t))/dt = \langle \nabla\phi(p(t)), \nabla\phi(p(t)) \rangle_{p(t)} \geq 0$. Actually the solution of the gradient flow equation is the curve of *steepest ascent*.

Computations are usually performed in a *parametrization*

$$\pi: \Theta \ni \boldsymbol{\theta} \mapsto \pi(\boldsymbol{\theta}) \in \Delta_n^\circ,$$

Θ being an open set in \mathbb{R}^n . The j -th coordinate curve is obtained by fixing the other $n - 1$ components and moving θ_j only. The scores of the j -th coordinate curves are the random variables

$$D_j\pi(\boldsymbol{\theta}) = \frac{\partial}{\partial\theta_j} \log \pi(\boldsymbol{\theta}), \quad j = 1, \dots, n.$$

The sequence $(D_j\pi(\boldsymbol{\theta}): j = 1, \dots, n)$ is a vector basis of the tangent space $B_{\pi(\boldsymbol{\theta})}$. The representation of the scalar product in such a basis is

$$\left\langle \sum_{i=1}^n \alpha_i D_i\pi(\boldsymbol{\theta}), \sum_{j=1}^n \beta_j D_j\pi(\boldsymbol{\theta}) \right\rangle_{\pi(\boldsymbol{\theta})} = \sum_{i,j=1}^n \alpha_i \beta_j I_{ij}(\boldsymbol{\theta}),$$

where the matrix $I(\boldsymbol{\theta}) = \left[\langle D_i\pi(\boldsymbol{\theta}), D_j\pi(\boldsymbol{\theta}) \rangle_{\pi(\boldsymbol{\theta})} \right]_{i,j=1}^n$ is the *Fisher information* matrix.

If $\boldsymbol{\theta} \mapsto \tilde{\phi}(\boldsymbol{\theta})$ is the expression in the parameters of a function $\phi: \Delta_n^\circ \rightarrow \mathbb{R}$, that is $\tilde{\phi}(\boldsymbol{\theta}) = \phi(\pi(\boldsymbol{\theta}))$, and $t \mapsto \boldsymbol{\theta}(t)$ is the expression in the parameters of a generic curve $p: I \rightarrow \Delta_n^\circ$, then the components of the gradient in (3) are expressed in terms of the ordinary gradient by observing that

$$\frac{d}{dt}\phi(p(t)) = \frac{d}{dt}\tilde{\phi}(\boldsymbol{\theta}(t)) = \sum_{j=1}^n \frac{\partial}{\partial\theta_j} \tilde{\phi}(\boldsymbol{\theta}(t)) \dot{\theta}_j(t).$$

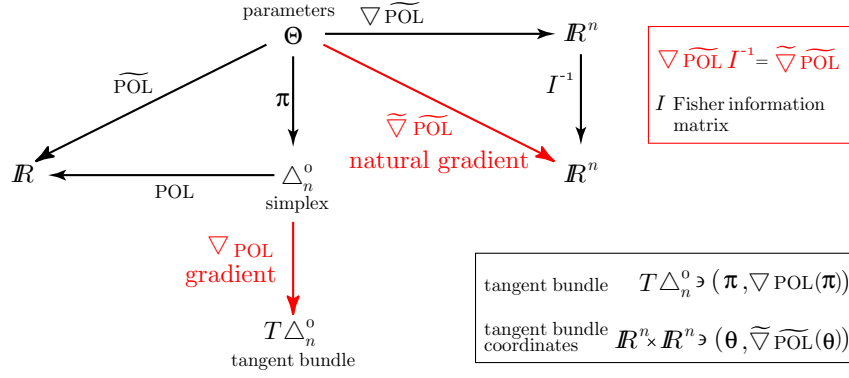


FIGURE 3. Diagram of the action of the natural gradient in a given parametrization $\pi: \Theta \rightarrow \Delta_n^{\circ}$.

As $Dp(t) = \sum_j D_j \pi(\boldsymbol{\theta}(t)) \dot{\theta}_j(t)$, we obtain from (3)

$$(4) \quad \frac{d}{dt} \phi(p(t)) = \langle \nabla \phi(p(t)), Dp(t) \rangle_{p(t)} = \sum_j \left\langle \nabla \phi(p(t)), D_j \pi(\boldsymbol{\theta}(t)) \dot{\theta}_j(t) \right\rangle_{p(t)}.$$

Definition 2 (Amari [1998]). The *natural gradient* is a vector $\tilde{\nabla} \tilde{\phi}(\boldsymbol{\theta})$ whose components are the coordinates of the gradient $\nabla \tilde{\phi}(\pi(\boldsymbol{\theta})) \in B_{\pi(\boldsymbol{\theta})}$ in its π -basis, that is

$$\nabla \tilde{\phi}(\pi(\boldsymbol{\theta})) = \sum_{j=1}^n (\tilde{\nabla} \tilde{\phi}(\boldsymbol{\theta}))_j D_j \pi(\boldsymbol{\theta}).$$

By substitution of the expression in (4) we obtain

$$(5) \quad \tilde{\nabla} \tilde{\phi}(\boldsymbol{\theta}) = \nabla \tilde{\phi}(\boldsymbol{\theta}) I^{-1}(\boldsymbol{\theta}).$$

Fig. 3 is an illustration for the function $\phi(\pi) = \text{POL}(\pi)$.

The *common parametrization* of the (flat) simplex Δ_n° is the projection on the solid simplex $\Gamma_n = \left\{ \boldsymbol{\eta} \in \mathbb{R}^n \mid 0 < \eta_j, \sum_{j=1}^n \eta_j < 1 \right\}$, that is

$$\pi: \Gamma_n \ni \boldsymbol{\eta} \mapsto \left(1 - \sum_{j=1}^n \eta_j, \eta_1, \dots, \eta_n \right) \in \Delta_n^{\circ},$$

in which case $\partial_j \pi(\boldsymbol{\eta})$, $j = 1, \dots, n$, is the random variable with values -1 at $x = 0$, 1 at $x = j$, 0 otherwise, hence $\partial_j \pi(\boldsymbol{\eta}) = ((X = j) - (X = 0))$ and

$$D_j \pi(\boldsymbol{\eta}) = ((X = j) - (X = 0)) / \pi(\boldsymbol{\eta}).$$

The element (j, h) of the Fisher information matrix is

$$I_{jh}(\boldsymbol{\eta}) = \mathbb{E}_{\pi(\boldsymbol{\eta})} \left[\frac{(X = j) - (X = 0)}{\pi(X; \boldsymbol{\eta})} \frac{(X = h) - (X = 0)}{\pi(X; \boldsymbol{\eta})} \right] = \sum_x \pi(x, \boldsymbol{\eta})^{-1} ((x = j)(x = h) + (x = 0)) = \eta_j^{-1} (j = h) + \left(1 - \sum_k \eta_k \right)^{-1}$$

hence

$$I(\boldsymbol{\eta}) = \text{diag}(\boldsymbol{\eta})^{-1} + \left(1 - \sum_{j=1}^n \eta_j \right)^{-1} [1]_{i,j=1}^n.$$

As an example we consider $n = 3$. The Fisher information matrix, its inverse and the determinant of the inverse are, respectively,

$$I(\eta_1, \eta_2, \eta_3) = (1 - \eta_1 - \eta_2 - \eta_3)^{-1} \begin{bmatrix} \eta_1^{-1}(1 - \eta_2 - \eta_3) & 1 & 1 \\ 1 & \eta_2^{-1}(1 - \eta_1 - \eta_3) & 1 \\ 1 & 1 & \eta_3^{-1}(1 - \eta_1 - \eta_2) \end{bmatrix},$$

$$I(\eta_1, \eta_2, \eta_3)^{-1} = \begin{bmatrix} (1 - \eta_1)\eta_1 & -\eta_1\eta_2 & -\eta_1\eta_3 \\ -\eta_1\eta_2 & (1 - \eta_2)\eta_2 & -\eta_2\eta_3 \\ -\eta_1\eta_3 & -\eta_2\eta_3 & (1 - \eta_3)\eta_3 \end{bmatrix},$$

$$\det(I(\eta_1, \eta_2, \eta_3)^{-1}) = (1 - \eta_1 - \eta_2 - \eta_3)\eta_1\eta_2\eta_3.$$

Note that the computation of the inverse of $I(\boldsymbol{\eta})$ is an application of the Sherman-Morrison formula and the computation of the determinant of $I(\boldsymbol{\eta})^{-1}$ is an application of the matrix determinant lemma.

For general n , we have the following Proposition, whose interest stems from the definition of natural gradient, see Eq. (5).

Proposition 1.

- (1) *The inverse of the Fisher information matrix is*

$$I(\boldsymbol{\eta})^{-1} = \text{diag}(\boldsymbol{\eta}) - \boldsymbol{\eta}\boldsymbol{\eta}^t$$

- (2) *In particular, $I(\boldsymbol{\eta})^{-1}$ is zero on the vertexes of the simplex, only.*
(3) *The determinant of the Fisher information matrix is*

$$\det(I(\boldsymbol{\eta})^{-1}) = \left(1 - \sum_{i=1}^n \eta_i\right) \prod_{i=1}^n \eta_i.$$

- (4) *The determinant of $I(\boldsymbol{\eta})^{-1}$ is zero on the borders of the simplex, only.*
(5) *On the interior of each facet, the rank of $I(\boldsymbol{\eta})^{-1}$ is $n - 1$ and the $n - 1$ linear independent column vectors generate the subspace parallel to the facet itself.*

Proof.

- (1) By direct computation, $I(\boldsymbol{\eta})I(\boldsymbol{\eta})^{-1}$ is the identity matrix.
(2) The diagonal elements of $I(\boldsymbol{\eta})^{-1}$ are zero if $\eta_j = 1$ or $\eta_j = 0$, for $j = 1, \dots, n$. If, for a given j , $\eta_j = 1$, then the elements of $I(\boldsymbol{\eta})^{-1}$ are zero if $\eta_h = 0$, $h \neq j$. The remaining case corresponds to $\eta_j = 0$ for all j . Then $I(\boldsymbol{\eta})^{-1} = 0$ on all the vertexes of the simplex.
(3) It follows from Matrix Determinant Lemma.
(4) The determinant factors in terms corresponding to the equations of the facets.
(5) Given i , the conditions $\eta_i = 0$ and $\eta_j \neq 0, 1$ for all $j \neq i$, define the interior of the facet orthogonal to standard base vector e_i . In this case the i -th row and the i -th column of $I(\boldsymbol{\eta})^{-1}$ are zero and the complement matrix corresponds to the inverse of a Fisher information matrix in dimension $n - 1$ with non zero determinant. It follows that the subspace generated by the columns has dimension $n - 1$ and coincides with the space orthogonal to η_i . Consider the facet defined by $(1 - \sum_{i=1}^n \eta_i) = 0$, $\eta_i \neq 0, 1$ for all i . For a given j , the matrix without the j -th row and the j -th column has determinant $\left(1 - \sum_{i=1, i \neq j}^n \eta_i\right) \prod_{i=1, i \neq j}^n \eta_i$. On the considered facet this determinant is different to zero and $I(\boldsymbol{\eta})^{-1}$ has rank $n - 1$ and their columns are orthogonal to the constant vector. \square

□

An other parametrization is the *exponential parametrization* based on the exponential family with sufficient statistics $X_j = (X = j)$, $j = 1, \dots, n$,

$$\pi: \mathbb{R}^n \ni \boldsymbol{\theta} \mapsto \exp\left(\sum_{j=1}^n \theta_j X_j - \psi(\boldsymbol{\theta})\right) \frac{1}{n+1}$$

where

$$\psi(\boldsymbol{\theta}) = \log\left(1 + \sum_j e^{\theta_j}\right) - \log(n+1).$$

Some of the properties discussed in Prop. 1 should actually be discussed under the exponential parametrization, see e.g. Malagò and Pistone [2014], but we do not do that here. We will discuss the exponential parametrization below in Sec. 5 to show that polarization can be seen as an expectation with respect to an exponential family.

3. THE GRADIENT FLOW OF POL

We apply now the general theory of the natural gradient to the study of the dynamics of the polarization measure. Our goal is to find the lines of the steepest ascent of the function POL.

In the common parametrization we have

$$\widetilde{\text{POL}}(\boldsymbol{\eta}) = \left(1 - \sum_{j=1}^n \eta_j\right)^2 \left(\sum_{j=1}^n \eta_j\right) + \sum_{j=1}^n \eta_j^2 (1 - \eta_j)$$

and, for $n = 2$,

$$\begin{aligned} \widetilde{\text{POL}}(\boldsymbol{\eta}) &= (1 - \eta_1 - \eta_2)^2(\eta_1 + \eta_2) + \eta_1^2(1 - \eta_1) + \eta_2^2(1 - \eta_2) = \\ &= 3(\eta_1^2\eta_2 + \eta_1\eta_2^2) - (\eta_1^2 + \eta_2^2) - 4\eta_1\eta_2 + (\eta_1 + \eta_2) \end{aligned}$$

with gradient

$$\nabla \widetilde{\text{POL}}(\boldsymbol{\eta}) = (6\eta_1\eta_2 + 3\eta_2^2 - 2\eta_1 - 4\eta_2 + 1, 6\eta_2\eta_1 + 3\eta_1^2 - 2\eta_2 - 4\eta_1 + 1).$$

The inverse of the Fisher information matrix is

$$I^{-1}(\eta_1, \eta_2) = \begin{bmatrix} (1 - \eta_1)\eta_1 & -\eta_1\eta_2 \\ -\eta_1\eta_2 & (1 - \eta_2)\eta_2 \end{bmatrix}.$$

The natural gradient is

$$\begin{aligned} (6) \quad \widetilde{\nabla} \widetilde{\text{POL}}(\eta_1, \eta_2) &= \nabla \widetilde{\text{POL}}(\eta_1, \eta_2) I^{-1}(\eta_1, \eta_2) = \\ &= (-9\eta_1^3\eta_2 - 9\eta_1^2\eta_2^2 + 2\eta_1^3 + 14\eta_1^2\eta_2 + 5\eta_1\eta_2^2 - 3\eta_1^2 - 5\eta_1\eta_2 + \eta_1, \\ &= -9\eta_1^2\eta_2^2 - 9\eta_1\eta_2^3 + 5\eta_1^2\eta_2 + 14\eta_1\eta_2^2 + 2\eta_2^3 - 5\eta_1\eta_2 - 3\eta_2^2 + \eta_2). \end{aligned}$$

See in Figs 4 and 5 the gradient fields.

Some properties of the natural gradient field depend on the inverse of Fisher information matrix only, other are specific properties of the function POL. We note that the vector field in (6) is actually defined and continuous for all $\boldsymbol{\eta} \in \mathbb{R}^2$ and coincides with the natural gradient in the interior Γ_n of the solid simplex. By abuse of language, we call the extended object with the same name of the probabilistic object.

The inverse of Fisher information matrix is zero at the points $(0, 0)$, $(0, 1)$, $(1, 0)$, see Prop. 1. These are among of the fixed points of the gradient flow equation. The

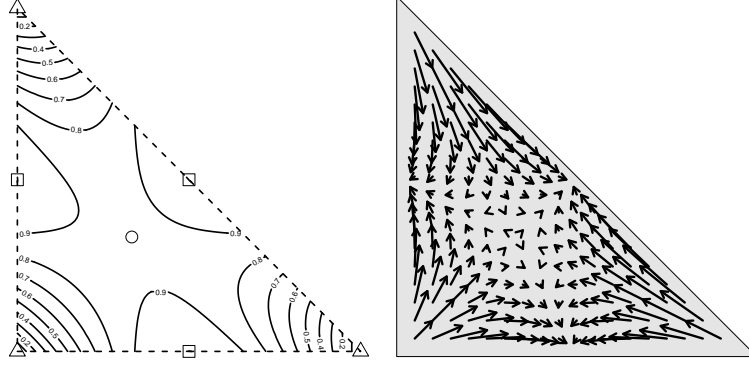


FIGURE 4. Level curves of the Polarization in the common parametrization (left) and natural gradient field (right).




FIGURE 5. The gradient without the correction by I^{-1} gives the wrong directions (left), while the natural gradient applies correctly (right). Both fields are extended outside the probability simplex. The length of the arrows is relative to each display and cannot be compared across displays.

determinant of the inverse of Fisher information matrix is $\det I(\boldsymbol{\eta})^{-1} = (1 - \eta_1 - \eta_2)\eta_1\eta_2$. As proved in Prop. 1 for the general case, the determinant is zero on the borders of simplex. Here the probabilistic model is not defined, but the continuous extension of the gradient flow holds. On the facets of the simplex the vector field is parallel to the facets itself. On the facets the inverse of Fisher information matrix is one dimensional: if $\eta_1 = 0$ then I^{-1} corresponds to $(0, 1)^t$, if $\eta_2 = 0$ then I^{-1} corresponds to $(1, 0)^t$, and if $1 - \eta_1 - \eta_2 = 0$ then I^{-1} corresponds to $(1, -1)^t$.

To study the flow in the fixed points we consider the sign of the eigenvalues of the Jacobian of the natural gradient, calculated in the fixed points, see Arnold [2006].

The Jacobian of $\widetilde{\nabla} \widetilde{\text{POL}}(\boldsymbol{\eta})$ is $J = \begin{bmatrix} \frac{\partial \widetilde{\nabla} \widetilde{\text{POL}}(\boldsymbol{\eta})}{\partial \eta_1} & \frac{\partial \widetilde{\nabla} \widetilde{\text{POL}}(\boldsymbol{\eta})}{\partial \eta_2} \end{bmatrix}$ where

$$\frac{\partial \widetilde{\nabla} \widetilde{\text{POL}}(\boldsymbol{\eta})}{\partial \eta_1} = \begin{bmatrix} -27\eta_1^2\eta_2 - 18\eta_1\eta_2^2 + 6\eta_1^2 + 28\eta_1\eta_2 + 5\eta_2^2 - 6\eta_1 - 5\eta_2 + 1 \\ -9\eta_2^3 - 18\eta_2^2\eta_1 + 14\eta_2^2 + 10\eta_2\eta_1 - 5\eta_2 \end{bmatrix}$$

$$\frac{\partial \widetilde{\nabla} \widetilde{\text{POL}}(\boldsymbol{\eta})}{\partial \eta_2} = \begin{bmatrix} -9\eta_1^3 - 18\eta_1^2\eta_2 + 14\eta_1^2 + 10\eta_1\eta_2 - 5\eta_1 \\ -27\eta_2^2\eta_1 - 18\eta_2\eta_1^2 + 6\eta_2^2 + 28\eta_2\eta_1 + 5\eta_1^2 - 6\eta_2 - 5\eta_1 + 1 \end{bmatrix}$$

The Jacobian calculated in the vertexes are

$$J(0,0) = J(0,1) = J(1,0) = \begin{bmatrix} 1 & 0 \\ 0 & 1 \end{bmatrix}$$

and the two eigenvalues of the three Jacobian are both positive. Then, the fixed points on the vertexes repel flow locally.

Moreover, the natural gradient is zero on the midpoints of the borders, $(0, \frac{1}{2})$, $(\frac{1}{2}, 0)$ and $(\frac{1}{2}, \frac{1}{2})$. The Jacobian calculated in the midpoints are

$$J\left(0, \frac{1}{2}\right) = -\frac{1}{8} \begin{bmatrix} 2 & 0 \\ 1 & 4 \end{bmatrix} \quad J\left(\frac{1}{2}, 0\right) = -\frac{1}{8} \begin{bmatrix} 4 & 1 \\ 0 & 2 \end{bmatrix} \quad J\left(\frac{1}{2}, \frac{1}{2}\right) = -\frac{1}{8} \begin{bmatrix} 3 & -1 \\ -1 & 3 \end{bmatrix}$$

and the two eigenvalues of the three Jacobian are both negative. Then, these fixed points attract flow locally.

In standard cases the Jacobian of a gradient is the Hessian matrix. This is not true anymore in IG where we compute the Jacobian of the natural gradient. Actually, in IG there are various notions of Hessian, each one based on a different connection on the tangent bundle.

4. GENERALISATION OF THE POLARIZATION MEASURE

We consider now an inverse problem in the simple case $n = 2$. We want a third degree symmetric polynomial which could be used as polarization measure. Computations were performed using Sage Stein et al. [2014].

A generic polynomial is

$$f(\boldsymbol{\pi}) = a(\pi_0^3 + \pi_1^3 + \pi_2^3) + b(\pi_0^2\pi_1 + \pi_0\pi_1^2 + \pi_0^2\pi_2 + \pi_0\pi_2^2 + \pi_1^2\pi_2 + \pi_1\pi_2^2) + \\ c\pi_0\pi_1\pi_2 + d(\pi_0^2 + \pi_1^2 + \pi_2^2) + e(\pi_0\pi_1 + \pi_0\pi_2 + \pi_1\pi_2),$$

and its expression in the parameters is

$$\tilde{f}(\boldsymbol{\eta}) = (-3a + 3b - c)\eta_1^2\eta_2 + (-3a + 3b - c)\eta_1\eta_2^2 + (3a - b + 2d - e)\eta_1^2 + \\ (6a - 4b + c + 2d - e)\eta_1\eta_2 + (3a - b + 2d - e)\eta_2^2 + \\ (-3a + b - 2d + e)\eta_1 + (-3a + b - 2d + e)\eta_2 + a + d.$$

The components of the natural gradient are

$$(\tilde{\nabla} \tilde{f})_1(\boldsymbol{\eta}) = (9a - 9b + 3c)\eta_1^3\eta_2 + (9a - 9b + 3c)\eta_1^2\eta_2^2 + (-6a + 2b - 4d + 2e)\eta_1^3 + \\ (-18a + 14b - 4c - 4d + 2e)\eta_1^2\eta_2 + (-9a + 5b - c - 4d + 2e)\eta_1\eta_2^2 + \\ (9a - 3b + 6d - 3e)\eta_1^2 + (9a - 5b + c + 4d - 2e)\eta_1\eta_2 + \\ (-3a + b - 2d + e)\eta_1 \\ (\tilde{\nabla} \tilde{f})_2(\boldsymbol{\eta}) = (9a - 9b + 3c)\eta_1\eta_2^3 + (9a - 9b + 3c)\eta_1^2\eta_2^2 + (-6a + 2b - 4d + 2e)\eta_2^3 + \\ (-18a + 14b - 4c - 4d + 2e)\eta_1\eta_2^2 + (-9a + 5b - c - 4d + 2e)\eta_1^2\eta_2 + \\ (9a - 3b + 6d - 3e)\eta_2^2 + (9a - 5b + c + 4d - 2e)\eta_1\eta_2 + \\ (-3a + b - 2d + e)\eta_2.$$

Note that the case $\tilde{f} = \widetilde{\text{POL}}$ is $b = 1$ and $a = c = d = e = 0$. Because of the multiplication by $I(\boldsymbol{\eta})^{-1}$, the natural gradient $\tilde{\nabla} \tilde{f}(\boldsymbol{\eta})$ is zero in each of the simplex vertexes $(0,0)$, $(1,0)$, $(0,1)$. Because of the symmetry, the natural gradient $\tilde{\nabla} \tilde{f}(\boldsymbol{\eta})$ is zero in each of the mid-point of the edges, i.e. $(1/2, 0)$, $(0, 1/2)$, $(1/2, 1/2)$ and at the

uniform probability, $(1/3, 1/3)$. We need to turn to the discussion of the Jacobian matrix of the natural gradient of f .

At the vertexes, the Jacobian is

$$(-3a + b - 2d + e) \begin{bmatrix} 1 & 0 \\ 0 & 1 \end{bmatrix},$$

so that we want $-3a + b - 2d + e > 0$.

At the uniform probability $(1/3, 1/3)$ the Jacobian is

$$\frac{1}{9}(6a - c + 6 - 3e) \begin{bmatrix} 1 & 0 \\ 0 & 1 \end{bmatrix}.$$

A *necessary* condition of non definiteness is

$$(7) \quad 6a - c + 6d - 3e = 0.$$

At the mid-points of the three edges $(1/2, 0)$, $(0, 1/2)$, $(1/2, 1/2)$, the values of the Jacobian matrices are, respectively,

$$\begin{bmatrix} \frac{3}{2}a - \frac{1}{2}b + d - \frac{1}{2}e & \frac{9}{8}a - \frac{1}{8}b - \frac{1}{8}c + d - \frac{1}{2}e \\ 0 & -\frac{3}{4}a - \frac{1}{4}b + \frac{1}{4}c - d + \frac{1}{2}e \end{bmatrix}$$

$$\begin{bmatrix} -\frac{3}{4}a - \frac{1}{4}b + \frac{1}{4}c - d + \frac{1}{2}e & 0 \\ \frac{9}{8}a - \frac{1}{8}b - \frac{1}{8}c + d - \frac{1}{2}e & \frac{3}{2}a - \frac{1}{2}b + d - \frac{1}{2}e \end{bmatrix}$$

$$\begin{bmatrix} \frac{3}{8}a - \frac{3}{8}b + \frac{1}{8}c & -\frac{9}{8}a + \frac{1}{8}b + \frac{1}{8}c - d + \frac{1}{2}e \\ -\frac{9}{8}a + \frac{1}{8}b + \frac{1}{8}c - d + \frac{1}{2}e & \frac{3}{8}a - \frac{3}{8}b + \frac{1}{8}c \end{bmatrix},$$

and, imposing the necessary condition $c = 6a + 6d - 3e$ of Eq. (7), they are

$$\frac{1}{8}(3a - b + 2d - e) \begin{bmatrix} 4 & 1 \\ 0 & 2 \end{bmatrix}, \quad \frac{1}{8}(3a - b + 2d - e) \begin{bmatrix} 2 & 0 \\ 1 & 4 \end{bmatrix}, \quad \frac{1}{8}(3a - b + 2d - e) \begin{bmatrix} 3 & -1 \\ -1 & 3 \end{bmatrix}.$$

The two eigenvalues of each of these matrices are both negative if $3a - b + 2d - e < 0$. Notice that this condition of attracting flow on the midpoints is the same condition of repelling flow on the vertexes.

Summarising, the conditions on the coefficients of a third degree symmetric polynomial that represent a measure with the properties stated above, are

$$6a - c + 6d - 3e = 0 \quad 3a - b + 2d - e < 0.$$

In conclusion, it is possible to design other measures of polarization in the form of a symmetric polynomial of degree 3, or more general forms. In particular, it would be interesting to have a measure in a form similar to the entropy. The analogy is suggested by the fact that the gradient flow of the entropy gives trajectories that move from the uniform probability to one of the vertexes of the simplex.

5. POL AS EXPECTATION ALONG AN EXPONENTIAL FAMILY

We have already observed that the function POL defined in Eq. 1 is an homogeneous polynomial of degree 3 in the indeterminates π_x . The general class of indexes based on homogeneous polynomials that we have discussed in Sec. 4 is of special interest because they reduce to an expectation with respect to an exponential family, as we discuss now in the case of three sample points.

TABLE 1. Sample space and random variables of the exponential family in Eq. (8). The sample cases of polarization are presented in boldface in the first column.

	X	Y	Z	X_1	Y_1	Z_1	X_2	Y_2	Z_2	T_1	T_2
1	0	0	0	0	0	0	0	0	0	0	0
2	1	0	0	1	0	0	0	0	0	1	0
3	2	0	0	0	0	0	1	0	0	0	1
4	0	1	0	0	1	0	0	0	0	1	0
5	1	1	0	1	1	0	0	0	0	2	0
6	2	1	0	0	1	0	1	0	0	1	1
7	0	2	0	0	0	0	0	1	0	0	1
8	1	2	0	1	0	0	0	1	0	1	1
9	2	2	0	0	0	0	1	1	0	0	2
10	0	0	1	0	0	1	0	0	0	1	0
11	1	0	1	1	0	1	0	0	0	2	0
12	2	0	1	0	0	1	1	0	0	1	1
13	0	1	1	0	1	1	0	0	0	2	0
14	1	1	1	1	1	1	0	0	0	3	0
15	2	1	1	0	1	1	1	0	0	2	1
16	0	2	1	0	0	1	0	1	0	1	1
17	1	2	1	1	0	1	0	1	0	2	1
18	2	2	1	0	0	1	1	1	0	1	2
19	0	0	2	0	0	0	0	0	1	0	1
20	1	0	2	1	0	0	0	0	1	1	1
21	2	0	2	0	0	0	1	0	1	0	2
22	0	1	2	0	1	0	0	0	1	1	1
23	1	1	2	1	1	0	0	0	1	2	1
24	2	1	2	0	1	0	1	0	1	1	2
25	0	2	2	0	0	0	0	1	1	0	2
26	1	2	2	1	0	0	0	1	1	1	2
27	2	2	2	0	0	0	1	1	1	0	3

If the random variables X, Y, Z are i.i.d. with the distribution of X supported by $\{0, 1, 2\}$, and coded as an exponential family i.e.

$$\begin{array}{c|cc} X & X_1 & X_2 \\ \hline 0 & 0 & 0 \\ 1 & 1 & 0 \\ 2 & 0 & 1 \end{array}, \quad \begin{array}{l} \pi_x = \exp(\theta_1 x_1 + \theta_2 x_2 - \psi(\theta_1, \theta_2)), \\ \psi(\theta_1, \theta_2) = \log(1 + e^{\theta_1} + e^{\theta_2}), \end{array}$$

then the joint probability function of X, Y, Z is itself an exponential family,

$$(8) \quad p(x, y, z; \theta_1, \theta_2) = e^{\theta_1(x_1+y_1+z_1)+\theta_2(x_2+y_2+z_2)-3\psi(\theta_1,\theta_2)}, \quad x, y, z = 0, 1, 2,$$

with sufficient statistics $T_j(x, y, z) = x_j + y_j + z_j$, $j = 1, 2$. The model for T_1, T_2 is

$$(9) \quad p(t_1, t_2; \theta_1, \theta_2) = e^{\theta_1 t_1 + \theta_2 t_2 - 3\psi(\theta_1, \theta_2)} f(t_1, t_2),$$

where f is the table count of T_1, T_2 . The random variables of this model are represented in Tab. 1.

The marginal polytope, that is the convex set generated by the values of the sufficient statistics, is illustrated in Fig. 6. We refer to Brown [1986] for the relevant theory.

If I is the indicator function of the set $\{(0, 1), (0, 2), (1, 0), (1, 2), (2, 0), (2, 1)\}$ then the value of 3POL, when expressed in the parameters θ , is $\mathbb{E}_\theta [I(T_1, T_2)]$. Thus, the problem of the maximisation of the polarization measure is rephrased to the problem of finding the maximum of the expected value of a random variable on a given exponential family. This approach has been considered in Combinatorial Optimisation, see e.g. Malagò [2012],

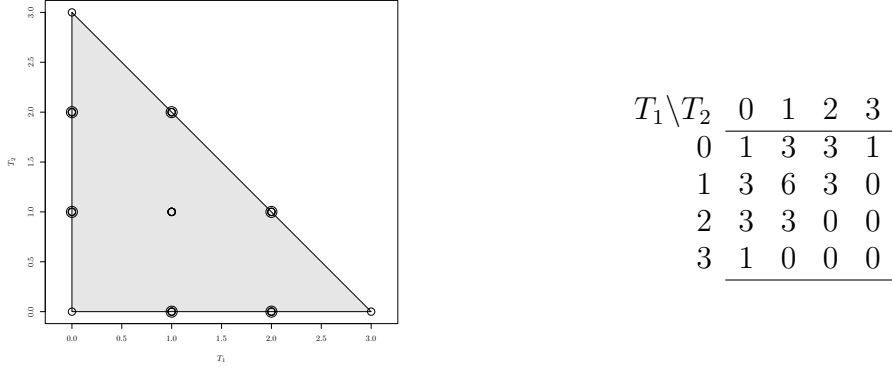


FIGURE 6. Marginal polytope of the exponential family. The points in the diagram are the values of the sufficient statistics. Each one of the emphasised points correspond to three cases where polarization occurs, for example $T_1 = 1, T_2 = 2$ corresponds to the cases **18** : $(2, 2, 1)$; **24** : $(2, 1, 2)$; **26** : $(1, 2, 2)$, in Tab. 1. At the right, the table of joint counts of T_1, T_2 is displayed.

Malagò et al. [2011], Ollivier et al. [2011v1; 2013v2], Malagò et al. [2013]. It has a number of issues.

First, any convergent evolution along the exponential family has either a limit internal to the exponential family itself of a limit outside the exponential family, supported by a face of the marginal polytope, see Čencov [1982], Rinaldo et al. [2009], Rauh et al. [2011], Malagò and Pistone [2010].

Second, the maximum of the function can be reached as a limit of expected values if, and only if, there exists, among the distributions obtained conditioning the exponential family to one face of the marginal polytope, a distribution such that the expected value of the function is equal to the maximum of the function itself. We do not enter here in a detailed discussion, see more information in Malagò and Pistone [2010, 2014].

The expectation parameters of the exponential family (8) are

$$\mathbb{E}_{\boldsymbol{\theta}} [T_1] = 3 \frac{\partial}{\partial \theta_1} \psi(\theta_1, \theta_2) = 3 \frac{e^{\theta_1}}{1 + e^{\theta_1} + e^{\theta_2}},$$

$$\mathbb{E}_{\boldsymbol{\theta}} [T_2] = 3 \frac{\partial}{\partial \theta_2} \psi(\theta_1, \theta_2) = 3 \frac{e^{\theta_2}}{1 + e^{\theta_1} + e^{\theta_2}}.$$

These parameters are related to the $\boldsymbol{\eta}$ by

$$\mathbb{E}_{\boldsymbol{\theta}} [T_j] = \mathbb{E}_{\boldsymbol{\theta}} [X_j] + \mathbb{E}_{\boldsymbol{\theta}} [Y_j] + \mathbb{E}_{\boldsymbol{\theta}} [Z_j] = 3\eta_j, \quad j = 1, 2.$$

The inverse of the map

$$\frac{1}{3} \nabla \psi: \boldsymbol{\theta} \mapsto \boldsymbol{\eta}$$

can be computed explicitly as

$$e^{\theta_1} = \frac{\eta_1}{1 - \eta_1 - \eta_2}, \quad e^{\theta_2} = \frac{\eta_2}{1 - \eta_1 - \eta_2}.$$

The cumulant function is expressed as a function of $\boldsymbol{\eta}$ as

$$3\psi(\theta_1, \theta_2) = 3 \log(1 + e^{\theta_1} + e^{\theta_2}) = \log \frac{1}{(1 - \eta_1 - \eta_2)^3},$$

and the exponential family in Eq. (8) is expressed in the parameter η as

$$(10) \quad p_{\theta}(t_1, t_2) = e^{\theta_1 t_1} e^{\theta_2 t_2} e^{-3\psi(\theta_1, \theta_2)} f(t_1, t_2) = \\ \eta_1^{t_1} \eta_2^{t_2} (1 - \eta_1 - \eta_2)^{3-t_1-t_2} f(t_1, t_2) = p_{\eta}(t_1, t_2).$$

When the probabilities are expressed in the form of Eq. (10), we can actually compute values for border cases [Pistone, 2009]. We recover in a different way the result already known.

$\eta_1 = 0, \eta_2 = 1/2$:: Eq. (10) becomes $p_{0,1/2}(t_1, t_2) = 0^{t_1} (1/2)^{3-t_2} f(t_1, t_2)$, which is zero but for $t_1 = 0$. This distribution is concentrated on $\{(0, 1), (0, 1), (0, 2), (0, 3)\}$, with $p_{0,1/2}(0, t_2) = f(0, t_2)/8$. It follows $\mathbb{E}_{0,1/2}[I(T_1, T_2)] = 3/4$.

$\eta_1 = 1/2, \eta_2 = 0$:: Same as the previous case. The distribution is concentrated where $t_2 = 0$, $p_{1/2,0}(t_1, 0) = f(t_1, 0)/8$, and $\mathbb{E}_{1/2,0}[I(T_1, T_2)] = 3/4$.

$\eta_1 = 1/2, \eta_2 = 1/2$:: In this case the distribution is $(1/2)^{t_1} (1/2)^{t_2} 0^{3-t_1-t_2} f(t_1, t_2)$ with support on the face where $t_1 + t_2 = 3$, probabilities $p_{1/2,1/2}(t, 3-t) = f(t, 3-t)/8$, and $\mathbb{E}_{1/2,1/2}[I(T_1, T_2)] = 3/4$.

We have shown on an example that the maximal value of the polarization measure is actually reachable as a limit of the expected value of a random variable $I(T_1, T_2)$ on the exponential family, but this does not mean that the maximum value of the expected value is equal to the maximum value of the random variable itself. This would be true if the maximum of the random variable were reached on a face of the marginal polytope. This is discussed in the literature we have cited above.

6. CONCLUSION AND SUGGESTED APPLICATIONS

We have considered a statistical index different from indexes for concentration or uniformity, such as the discrete Gini index or Boltzmann-Gibbs-Shannon entropy. The polarization measure has been discussed in a dynamic way, by considering its variation and computing the directions of steepest variation. The study requires tools suitable to discuss differential equation on a differentiable manifold.

This methodology suggests to implement the velocity of variation itself as a statistical index. Consider a study of the evolution of an index in time such as Pino and Vidal-Robert [2013]. In the time series π_1, π_2, \dots the evolution of the index e.g., $\text{POL}(\pi_1), \text{POL}(\pi_2), \dots$, could be misleading, because an increase in the index could be associated to a shift from a basin of attraction to a different basin of attraction. We suggest a more precise local study as follows. Given a movement from π_t to π_{t+1} , we look for a comparison of an estimate $\overrightarrow{\pi_t \pi_{t+1}}$ of the velocity vector to the gradient field of the index, that is compute $\langle \overrightarrow{\pi_t \pi_{t+1}}, \nabla \text{POL}(\pi_t) \rangle_{\pi_t}$. An estimator of the velocity is a mapping from a couple of densities $\pi_{\text{initial}}, \pi_{\text{final}}$ to the tangent space at the initial density $T_{\pi_{\text{initial}}} \Delta_n^{\circ}$. The inverse of such a mapping is discussed under the name of *retraction* in Absil et al. [2008]. The simplest example here being $\overrightarrow{\pi_t \pi_{t+1}} = (\pi_{t+1} - \pi_t)/\pi_t = \pi_{t+1}/\pi_t - 1$, which is suggested by

$$D\pi(t) = \frac{d}{dt} \log \pi(i) = \lim_{h \rightarrow 0} h^{-1} \frac{\pi_{t+h} - \pi_t}{\pi_t}.$$

It is a common practice in Engineering to use the initial velocity of the Riemannian geodesic connecting π_t to π_{t+1} [Absil et al., 2008]. This would require the computation of the geodesic itself, which is done using the computations sketched in App. D.

REFERENCES

- R. Abraham, J. E. Marsden, and T. Ratiu. *Manifolds, tensor analysis, and applications*, volume 75 of *Applied Mathematical Sciences*. Springer-Verlag, New York, second edition, 1988. ISBN 0-387-96790-7. doi: 10.1007/978-1-4612-1029-0. URL <http://dx.doi.org/10.1007/978-1-4612-1029-0>.
- P.-A. Absil, R. Mahony, and R. Sepulchre. *Optimization algorithms on matrix manifolds*. Princeton University Press, Princeton, NJ, 2008. ISBN 978-0-691-13298-3. With a foreword by Paul Van Dooren.
- Shun-Ichi Amari. Natural gradient works efficiently in learning. *Neural Computation*, 10(2):251–276, feb 1998. ISSN 0899-7667. doi: 10.1162/089976698300017746. URL <http://dx.doi.org/10.1162/089976698300017746>.
- Shun-ichi Amari and Hiroshi Nagaoka. *Methods of information geometry*. American Mathematical Society, Providence, RI, 2000. Translated from the 1993 Japanese original by Daishi Harada.
- Vladimir I. Arnold. *Ordinary differential equations*. Universitext. Springer-Verlag, Berlin, 2006. ISBN 978-3-540-34563-3; 3-540-34563-9. Translated from the Russian by Roger Cooke, Second printing of the 1992 edition.
- Nihat Ay and Ionas Erb. On a notion of linear replicator equations. *J. Dynam. Differential Equations*, 17(2):427–451, 2005. ISSN 1040-7294.
- Lawrence D. Brown. *Fundamentals of statistical exponential families with applications in statistical decision theory*. Number 9 in IMS Lecture Notes. Monograph Series. Institute of Mathematical Statistics, 1986.
- N. N. Čencov. *Statistical decision rules and optimal inference*, volume 53 of *Translations of Mathematical Monographs*. American Mathematical Society, Providence, R.I., 1982. ISBN 0-8218-4502-0. Translation from the Russian edited by Lev J. Leifman.
- Manfredo Perdigão do Carmo. *Riemannian geometry*. Mathematics: Theory & Applications. Birkhäuser Boston Inc., Boston, MA, 1992. ISBN 0-8176-3490-8. Translated from the second Portuguese edition by Francis Flaherty.
- Joan Esteban and Debraj Ray. On the measurement of polarization. *Econometrica*, 62(4):819–851, 1994. ISSN 00129682. doi: 10.2307/2951734. URL <http://dx.doi.org/10.2307/2951734>.
- Paolo Gibilisco and Giovanni Pistone. Connections on non-parametric statistical manifolds by Orlicz space geometry. *IDAQP*, 1(2):325–347, 1998. ISSN 0219-0257.
- Paolo Gibilisco, Eva Riccomagno, Maria Piera Rogantin, and Henry P. Wynn, editors. *Algebraic and geometric methods in statistics*. Cambridge University Press, Cambridge, 2010. ISBN 978-0-521-89619-1.
- Narendra S. Goel, Samaresh C. Maitra, and Elliott W. Montroll. On the Volterra and other nonlinear models of interacting populations. *Rev. Modern Phys.*, 43:231–276, 1971. ISSN 0034-6861.
- Josef Hofbauer. On the occurrence of limit cycles in the Volterra-Lotka equation. *Nonlinear Anal.*, 5(9):1003–1007, 1981. ISSN 0362-546X. doi: 10.1016/0362-546X(81)90059-6. URL [http://dx.doi.org/10.1016/0362-546X\(81\)90059-6](http://dx.doi.org/10.1016/0362-546X(81)90059-6).
- Serge Lang. *Differential and Riemannian manifolds*, volume 160 of *Graduate Texts in Mathematics*. Springer-Verlag, New York, third edition, 1995. ISBN 0-387-94338-2.
- Luigi Malagò. *On the geometry of optimization based on the exponential family relaxation*. PhD thesis, Politecnico di Milano, 2012.
- Luigi Malagò and Giovanni Pistone. A note on the border of an exponential family. arXiv:1012.0637v1, 2010.

- Luigi Malagò and Giovanni Pistone. Combinatorial optimization with information geometry: Newton method. *Entropy*, 16:4260–4289, 2014.
- Luigi Malagò, Matteo Matteucci, and Giovanni Pistone. Stochastic natural gradient descent by estimation of empirical covariances. In *IEEE Congress on Evolutionary Computation*, pages 949–956. IEEE, 2011. doi: 10.1109/CEC.2011.5949720.
- Luigi Malagò, Matteo Matteucci, and Giovanni Pistone. Natural gradient, fitness modelling and model selection: A unifying perspective. In *IEEE Congress on Evolutionary Computation*, pages 486–493. IEEE, 2013.
- Y. Ollivier, L. Arnold, A. Auger, and N. Hansen. Information-Geometric Optimization Algorithms: A Unifying Picture via Invariance Principles. arXiv:1106.3708, 2011v1; 2013v2.
- Francisco J. Pino and Jordi Vidal-Robert. Habemus papam? polarization and conflict in the papal states. <http://www.afse-lagv.com/lagv/submissions/index.php/LAGV2013/LAGV12/paper/viewFile/362/152>, 2013.
- Giovanni Pistone. Algebraic varieties vs. differentiable manifolds in statistical models. In Paolo Gibilisco, Eva Riccomagno, Maria Piera Rogantin, and Henry P. Wynn, editors, *Algebraic and Geometric Methods in Statistics*, chapter 21, pages 339–363. Cambridge University Press, 2009.
- Giovanni Pistone. Algebraic varieties vs differentiable manifolds in statistical models. In Paolo Gibilisco, Eva Riccomagno, Maria Piera Rogantin, and Henry P. Wynn, editors, *Algebraic and geometric methods in statistics*, pages 341–365. Cambridge University Press, Cambridge, 2010.
- Giovanni Pistone. Nonparametric information geometry. In Frank Nielsen and Frédéric Barbaresco, editors, *Geometric Science of Information*, number 8085 in LNCS, pages 5–36, Berlin Heidelberg, 2013. Springer-Verlag. First International Conference, GSI 2013 Paris, France, August 28-30, 2013 Proceedings.
- Giovanni Pistone and Maria Piera Rogantin. The exponential statistical manifold: mean parameters, orthogonality and space transformations. *Bernoulli*, 5(4):721–760, August 1999. ISSN 1350-7265.
- Johannes Rauh, Thomas Kahle, and Nihat Ay. Support sets in exponential families and oriented matroid theory. *Internat. J. Approx. Reason.*, 52(5):613–626, 2011. ISSN 0888-613X. doi: 10.1016/j.ijar.2011.01.013. URL <http://dx.doi.org/10.1016/j.ijar.2011.01.013>.
- Alessandro Rinaldo, Stephen E. Fienberg, and Yi Zhou. On the geometry of discrete exponential families with application to exponential random graph models. *Electronic Journal of Statistics*, 3:446–484, 2009.
- W.A. Stein et al. *Sage Mathematics Software (Version 6.4.1)*. The Sage Development Team, 2014. <http://www.sagemath.org>.

APPENDIX A. FROM LOTKA-VOLTERRA TO THE REPLICATOR

A.1. **Lotka-Volterra** $n = 2$. From Goel et al. [1971], with $\alpha_i, \lambda_i > 0$, $i = 1, 2$, and $t \mapsto (N_1(t), N_2(t)) \in \mathbb{R}_{>}^2$, the LV equation

$$(11) \quad \begin{cases} \dot{N}_1 = \alpha_1 N_1 - \lambda_1 N_1 N_2 = N_1(\alpha_1 - \lambda_1 N_2), \\ \dot{N}_2 = -\alpha_2 N_2 + \lambda_2 N_1 N_2 = N_2(-\alpha_2 + \lambda_2 N_1). \end{cases}$$

has a stationary point (q_1, q_2) with

$$(12) \quad q_1 = \frac{\alpha_2}{\lambda_2}, \quad q_2 = \frac{\alpha_1}{\lambda_1}.$$

In the variables

$$(13) \quad \begin{cases} z_1 = \frac{N_1}{q_1} = \frac{\lambda_2 N_1}{\alpha_2}, \\ z_2 = \frac{N_2}{q_2} = \frac{\lambda_1 N_2}{\alpha_1}, \end{cases}$$

the equations are

$$(14) \quad \begin{cases} \dot{z}_1 = \alpha_1 z_1 (1 - z_2), \\ \dot{z}_2 = \alpha_2 z_2 (z_1 - 1), \end{cases} \quad \text{i.e.} \quad \begin{cases} \frac{d}{dt} \log z_1 = \alpha_1 (1 - z_2), \\ \frac{d}{dt} \log z_2 = \alpha_2 (z_1 - 1). \end{cases}$$

It follows that

$$(15) \quad \alpha_2 \frac{1 - z_1}{z_1} \dot{z}_1 + \alpha_1 \frac{1 - z_2}{z_2} \dot{z}_2 = 0,$$

so that

$$(16) \quad C(z_1, z_2) = \alpha_2 (\log z_1 - z_1) + \alpha_1 (\log z_2 - z_2) = \log \left((z_1 e^{-z_1})^{\alpha_2} (z_2 e^{-z_2})^{\alpha_1} \right)$$

is constant. Note that $\lim_{z_1, z_2 \rightarrow 0, +\infty} C(z_1, z_2) = -\infty$ and

$$(17) \quad \text{Hess } C(z_1, z_2) = - \begin{bmatrix} \frac{\alpha_2}{z_1^2} & 0 \\ 0 & \frac{\alpha_1}{z_2^2} \end{bmatrix}, \quad \text{is negative definite.}$$

This shows the existence of periodic orbits, see [Goel et al., 1971, p 10–11].

A.2. Uplift of Lotka-Volterra. Because of the periodic behaviour, we cannot expect the dynamic project to the simplex Δ_1 . Following Hofbauer [1981], we can go up to

$$(18) \quad \Delta_2^\circ = \left\{ \pi = (\pi_0, \pi_1, \pi_2) \mid \sum_i \pi_i = 1, \pi_i > 0, i = 0, 1, 2 \right\}.$$

We add a constant population of one individual $z_0 = 1$ and define the transformation $\mathbb{R}_>^2 \leftrightarrow \Delta_2^\circ$

$$(19) \quad \begin{cases} \pi_0 = \frac{z_0}{z_0 + z_1 + z_2} = \frac{1}{1 + z_1 + z_2} \\ \pi_1 = \frac{z_1}{z_0 + z_1 + z_2} = \frac{z_1}{1 + z_1 + z_2} \\ \pi_2 = \frac{z_2}{z_0 + z_1 + z_2} = \frac{z_2}{1 + z_1 + z_2} \end{cases}, \quad \begin{cases} z_1 = \frac{\pi_1}{\pi_0} \\ z_2 = \frac{\pi_2}{\pi_0} \end{cases}$$

Note that $\dot{\pi}_0 + \dot{\pi}_1 + \dot{\pi}_2 = \frac{d}{dt} (\pi_0 + \pi_0 z_1 + \pi_0 z_2) = 0$. We have

$$(20) \quad \begin{aligned} \dot{\pi}_0 &= \frac{d}{dt} (1 + z_1 + z_2)^{-1} = -\pi_0^2 (\dot{z}_1 + \dot{z}_2) = -\pi_0^2 (\alpha_1 z_1 (1 - z_2) + \alpha_2 z_2 (z_1 - 1)) = \\ &= -\pi_0^2 \left(\alpha_1 \frac{\pi_1}{\pi_0} \left(1 - \frac{\pi_2}{\pi_0} \right) + \alpha_2 \frac{\pi_2}{\pi_0} \left(\frac{\pi_1}{\pi_0} - 1 \right) \right) = -(\alpha_1 \pi_1 (\pi_0 - \pi_2) + \alpha_2 \pi_2 (\pi_1 - \pi_0)) = \\ &= \pi_0 \left(-\alpha_1 \pi_1 + \alpha_2 \pi_2 + (\alpha_1 - \alpha_2) \frac{\pi_1 \pi_2}{\pi_0} \right), \end{aligned}$$

$$\begin{aligned}
(21) \quad \dot{\pi}_1 &= \frac{d}{dt}(\pi_0 z_1) = \dot{\pi}_0 z_1 + \pi_0 \dot{z}_1 = \dot{\pi}_0 \frac{\pi_1}{\pi_0} + \pi_0 \alpha_1 \frac{\pi_1}{\pi_0} \left(1 - \frac{\pi_2}{\pi_0}\right) \\
&= \pi_1 \left(-\alpha_1 \pi_1 + \alpha_2 \pi_2 + (\alpha_1 - \alpha_2) \frac{\pi_1 \pi_2}{\pi_0} \right) + \alpha_1 \pi_1 \left(1 - \frac{\pi_2}{\pi_0}\right) \\
&= \pi_1 \left(-\alpha_1 \pi_1 + \alpha_2 \pi_2 + (\alpha_1 - \alpha_2) \frac{\pi_1 \pi_2}{\pi_0} + \alpha_1 \left(1 - \frac{\pi_2}{\pi_0}\right) \right),
\end{aligned}$$

$$\begin{aligned}
(22) \quad \dot{\pi}_2 &= \frac{d}{dt}(\pi_0 z_2) = \dot{\pi}_0 z_2 + \pi_0 \dot{z}_2 = \dot{\pi}_0 \frac{\pi_2}{\pi_0} + \pi_0 \alpha_2 \frac{\pi_2}{\pi_0} \left(\frac{\pi_1}{\pi_0} - 1\right) \\
&= \pi_2 \left(-\alpha_1 \pi_1 + \alpha_2 \pi_2 + (\alpha_1 - \alpha_2) \frac{\pi_1 \pi_2}{\pi_0} \right) + \alpha_2 \pi_2 \left(\frac{\pi_1}{\pi_0} - 1\right) \\
&= \pi_2 \left(-\alpha_1 \pi_1 + \alpha_2 \pi_2 + (\alpha_1 - \alpha_2) \frac{\pi_1 \pi_2}{\pi_0} + \alpha_2 \left(\frac{\pi_1}{\pi_0} - 1\right) \right).
\end{aligned}$$

Define

$$(23) \quad f_0(\pi) = 0, \quad f_1(\pi) = \alpha_1 \left(1 - \frac{\pi_2}{\pi_0}\right), \quad f_2(\pi) = \alpha_2 \left(\frac{\pi_1}{\pi_0} - 1\right).$$

Then

$$\begin{aligned}
(24) \quad \pi \cdot f(\pi) &= \pi_0 f_0(\pi) + \pi_1 f_1(\pi) + \pi_2 f_2(\pi) = \\
&= \pi_1 \alpha_1 \left(1 - \frac{\pi_2}{\pi_0}\right) + \pi_2 \alpha_2 \left(\frac{\pi_1}{\pi_0} - 1\right) = \\
&= \alpha_1 \pi_1 - \alpha_2 \pi_2 + (\alpha_2 - \alpha_1) \frac{\pi_1 \pi_2}{\pi_0},
\end{aligned}$$

hence the differential equation for π is the *replicator equation*

$$(25) \quad \dot{\pi}_i = \pi_i (f_i(\pi) - \pi \cdot f(\pi)), \quad i = 1, 2, 3.$$

APPENDIX B. INFORMATION GEOMETRY OF THE REPLICATOR IN DIMENSION 2

The replicator equation Eq. (25) is nothing else then a particular class of differential equations in Δ_2° as a submanifold of \mathbb{R}^3 . Let $f: \Delta_2^\circ \rightarrow \mathbb{R}^3$, where $f(\pi) \in \mathbb{R}^3$ is viewed as a random variable on $\{0, 1, 2\}$. Then $F(\pi) = f(\pi) - \mathbb{E}_\pi[f(\pi)]$ is a vector field of Δ_2° . The differential equation is $\delta\pi = F(\pi)$, see Ay and Erb [2005], Pistone [2010, 2013].

B.1. Simplex parametrizations. Let Δ_2^0 be the simplex as a sub-variety of \mathbb{R}^3 :

$$\Delta_2^0 = \{\boldsymbol{\pi} = (\pi_0, \pi_1, \pi_2) \in \mathbb{R}_{\geq}^3 \mid \pi_0 + \pi_1 + \pi_2 = 1\}$$

We consider different parametrizations.

B.1.1. Solid simplex.

$$\left\{ \begin{array}{l} \pi_0 = 1 - \theta_1 - \theta_2, \\ \pi_1 = \theta_1, \\ \pi_2 = \theta_2, \end{array} \right. , \quad \left\{ \begin{array}{l} \theta_1 = \pi_1, \\ \theta_2 = \pi_2, \end{array} \right. , \quad \{(\theta_1, \theta_2) \in \mathbb{R}_{>}^2 \mid \theta_1 + \theta_2 < 1\}.$$

The Jacobian of $\boldsymbol{\theta} \mapsto \boldsymbol{\pi}(\boldsymbol{\theta})$ is

$$(26) \quad J(\boldsymbol{\theta}) = \begin{bmatrix} -1 & -1 \\ 1 & 0 \\ 0 & 1 \end{bmatrix}$$

B.1.2. *Exponential family.* The exponential family

$$(27) \quad \pi = e^{\theta_1 X_1 + \theta_2 X_2 - \psi(\boldsymbol{\theta})}, \quad \begin{array}{c|cc} i & X_1 & X_2 \\ \hline 0 & 0 & 0 \\ 1 & 1 & 0 \\ 2 & 0 & 1 \end{array}, \quad \psi(\boldsymbol{\theta}) = \log(1 + e^{\theta_1} + e^{\theta_2})$$

gives

$$(28) \quad \begin{cases} \pi_0 = (1 + e^{\theta_1} + e^{\theta_2})^{-1}, \\ \pi_1 = e^{\theta_1} (1 + e^{\theta_1} + e^{\theta_2})^{-1}, \\ \pi_2 = e^{\theta_2} (1 + e^{\theta_1} + e^{\theta_2})^{-1}, \end{cases}, \quad \begin{cases} \theta_1 = \log \frac{\pi_1}{\pi_0}, \\ \theta_2 = \log \frac{\pi_2}{\pi_0}, \end{cases}, \quad \{(\theta_1, \theta_2) \in \mathbb{R}^2\}.$$

As $\pi_i(\boldsymbol{\theta}) = \frac{\partial}{\partial \theta_i} \psi(\boldsymbol{\theta})$, $i = 1, 2$, then (π_1, π_2) (the solid simplex parameters) are the *expectation parameters* of the exponential family (27).

The Jacobian is

$$(29) \quad J(\boldsymbol{\theta}) = (1 + e^{\theta_1} + e^{\theta_2})^{-2} \begin{bmatrix} -e^{\theta_1} & -e^{\theta_2} \\ e^{\theta_1}(1 + e^{\theta_2}) & -e^{\theta_1 + \theta_2} \\ -e^{\theta_1 + \theta_2} & e^{\theta_2}(1 + e^{\theta_1}) \end{bmatrix} = \begin{bmatrix} -\pi_0 \pi_1 & -\pi_0 \pi_2 \\ \pi_1(1 - \pi_1) & -\pi_1 \pi_2 \\ -\pi_1 \pi_2 & \pi_2(1 - \pi_2) \end{bmatrix}.$$

Notice that, if $Z(\boldsymbol{\theta}) = e^{\psi(\boldsymbol{\theta})}$, then

$$(30) \quad J(\boldsymbol{\theta}) = \begin{bmatrix} \nabla Z(\boldsymbol{\theta})^{-1} \\ \text{Hess } \psi(\boldsymbol{\theta}) \end{bmatrix} = \begin{bmatrix} \nabla Z(\boldsymbol{\theta})^{-1} \\ \text{Var}_{\boldsymbol{\theta}}(X_1, X_2) \end{bmatrix}.$$

B.1.3. *Projective parametrization.*

$$\begin{cases} \pi_0 = (1 - \theta_1 - \theta_2)^{-1}, \\ \pi_1 = \theta_1 (1 - \theta_1 - \theta_2)^{-1}, \\ \pi_2 = \theta_2 (1 - \theta_1 - \theta_2)^{-1}, \end{cases}, \quad \begin{cases} \theta_1 = \frac{\pi_1}{\pi_0}, \\ \theta_2 = \frac{\pi_2}{\pi_0}, \end{cases}, \quad \{(\theta_1, \theta_2) \in \mathbb{R}_{>}^2\}.$$

The Jacobian is

$$(31) \quad J(\boldsymbol{\theta}) = (1 - \theta_1 - \theta_2)^{-2} \begin{bmatrix} -1 & -1 \\ 1 - \theta_2 & -\theta_1 \\ -\theta_2 & 1 - \theta_1 \end{bmatrix} = \begin{bmatrix} -\pi_0^2 & -\pi_0^2 \\ \pi_0(\pi_0 - \pi_2) & -\pi_0 \pi_1 \\ -\pi_0 \pi_2 & \pi_0(\pi_0 - \pi_1) \end{bmatrix}$$

B.2. Differential equations in different parametrizations. A differential equation $\frac{d}{dt} \boldsymbol{\pi}(t) = \mathbf{F}(\boldsymbol{\pi}(t))$ in the simplex Δ_2° , considered as sub-variety of \mathbb{R}^3 , computed componentwise, has the form:

$$(32) \quad \begin{cases} \dot{\pi}_0(t) = F_0(\pi_0(t), \pi_1(t), \pi_2(t)), \\ \dot{\pi}_1(t) = F_1(\pi_0(t), \pi_1(t), \pi_2(t)), \\ \dot{\pi}_2(t) = F_2(\pi_0(t), \pi_1(t), \pi_2(t)), \end{cases}$$

where \mathbf{F} has to be orthogonal to the constant vector, i.e. $\mathbf{F} \cdot \mathbf{1} = 0$, or $F_0 + F_1 + F_2 = 0$. Because of this condition, it is enough to consider

$$(33) \quad \begin{cases} \dot{\pi}_1(t) = F_1(1 - \pi_1(t) - \pi_2(t), \pi_1(t), \pi_2(t)), \\ \dot{\pi}_2(t) = F_2(1 - \pi_1(t) - \pi_2(t), \pi_1(t), \pi_2(t)). \end{cases}$$

The differential equation (32), written in the parameter $\boldsymbol{\theta}$ has the form $\frac{d}{dt}\boldsymbol{\pi}(\boldsymbol{\theta}(t)) = \mathbf{F}(\boldsymbol{\pi}(\boldsymbol{\theta}(t)))$, i.e.:

$$(34) \quad \frac{\partial}{\partial\theta_1}\boldsymbol{\pi}(\boldsymbol{\theta}(t)) \dot{\theta}_1(t) + \frac{\partial}{\partial\theta_2}\boldsymbol{\pi}(\boldsymbol{\theta}(t)) \dot{\theta}_2(t) = J\boldsymbol{\pi}(\boldsymbol{\theta}(t))\dot{\boldsymbol{\theta}}(t) = \mathbf{F}(\boldsymbol{\pi}(\boldsymbol{\theta}(t)))$$

B.2.1. *Solid simplex.* In this case, the Jacobian is (26) and

We have:

$$\frac{\partial}{\partial\theta_1}\boldsymbol{\pi}(\boldsymbol{\theta}(t)) = (-1, 1, 0)^t \quad \frac{\partial}{\partial\theta_2}\boldsymbol{\pi}(\boldsymbol{\theta}(t)) = (-1, 0, 1)^t$$

and Eq. (34) in matrix form become:

$$\begin{bmatrix} -1 & -1 \\ 1 & 0 \\ 0 & 1 \end{bmatrix} \begin{bmatrix} \dot{\theta}_1 \\ \dot{\theta}_2 \end{bmatrix} = \begin{bmatrix} F_0 \\ F_1 \\ F_2 \end{bmatrix},$$

which implies: $\dot{\theta}_1 = F_1$ and $\dot{\theta}_2 = F_2$, i.e. Eq. (33).

The choice to leave out F_0 is of course arbitrary.

B.2.2. *Exponential family.* In this case the Jacobian is (29), hence Eq. (34) becomes

$$(1 + e^{\theta_1} + e^{\theta_2})^{-2} \begin{bmatrix} -e^{\theta_1} & -e^{\theta_2} \\ e^{\theta_1}(1 + e^{\theta_2}) & -e^{\theta_1+\theta_2} \\ -e^{\theta_1+\theta_2} & e^{\theta_2}(1 + e^{\theta_1}) \end{bmatrix} \begin{bmatrix} \dot{\theta}_1 \\ \dot{\theta}_2 \end{bmatrix} = \begin{bmatrix} F_0 \\ F_1 \\ F_2 \end{bmatrix}.$$

We need to compute the inverse of the lower block, i.e.

$$\begin{aligned} \text{Hess } \psi(\boldsymbol{\theta})^{-1} &= (1 + e^{\theta_1} + e^{\theta_2})^2 \begin{bmatrix} e^{\theta_1}(1 + e^{\theta_2}) & -e^{\theta_1}e^{\theta_2} \\ -e^{\theta_1}e^{\theta_2} & e^{\theta_2}(1 + e^{\theta_1}) \end{bmatrix}^{-1} \\ &= \frac{1 + e^{\theta_1} + e^{\theta_2}}{e^{\theta_1+\theta_2}} \begin{bmatrix} e^{\theta_2}(1 + e^{\theta_1}) & e^{\theta_1+\theta_2} \\ e^{\theta_1+\theta_2} & e^{\theta_1}(1 + e^{\theta_2}) \end{bmatrix} \\ &= (1 + e^{\theta_1} + e^{\theta_2}) \begin{bmatrix} \frac{1+e^{\theta_1}}{e^{\theta_1}} & 1 \\ 1 & \frac{1+e^{\theta_2}}{e^{\theta_2}} \end{bmatrix}. \end{aligned}$$

The differential equation in the parameters $\boldsymbol{\theta}$ is

$$\begin{cases} \dot{\theta}_1 &= (1 + e^{\theta_1} + e^{\theta_2}) \frac{1+e^{\theta_1}}{e^{\theta_1}} F_1(\boldsymbol{\theta}) + (1 + e^{\theta_1} + e^{\theta_2}) F_2(\boldsymbol{\theta}), \\ \dot{\theta}_2 &= (1 + e^{\theta_1} + e^{\theta_2}) F_1(\boldsymbol{\theta}) + (1 + e^{\theta_1} + e^{\theta_2}) \frac{1+e^{\theta_2}}{e^{\theta_2}} F_2(\boldsymbol{\theta}), \end{cases}$$

or, written in π :

$$(35) \quad \begin{cases} \dot{\theta}_1 &= \left(\frac{1}{\pi_1} + \frac{1}{\pi_0}\right) F_1 + \frac{1}{\pi_0} F_2 \\ \dot{\theta}_2 &= \frac{1}{\pi_0} F_1 + \left(\frac{1}{\pi_2} + \frac{1}{\pi_0}\right) F_2 \end{cases}$$

B.2.3. *Projective parametrization.* Eq. (34) in matrix form becomes:

$$(1 - \theta_1 - \theta_2)^{-2} \begin{pmatrix} -1 & -1 \\ 1 - \theta_2 & -\theta_1 \\ -\theta_2 & 1 - \theta_1 \end{pmatrix} \begin{pmatrix} \dot{\theta}_1 \\ \dot{\theta}_2 \end{pmatrix} = \begin{pmatrix} F_0 \\ F_1 \\ F_2 \end{pmatrix}$$

whose solution in $\dot{\theta}_1, \dot{\theta}_2$ is:

$$\begin{cases} \dot{\theta}_1 &= (1 - \theta_1)(1 - \theta_1 - \theta_2) F_1 + \theta_1(1 - \theta_1 - \theta_2) F_2 \\ \dot{\theta}_2 &= \theta_2(1 - \theta_1 - \theta_2) F_1 + (1 - \theta_1 - \theta_2)(1 - \theta_2) F_2 \end{cases}$$

and written in π :

$$\begin{cases} \dot{\theta}_1 &= (1 - \pi_2) \pi_0^{-2} F_1 + \pi_1 \pi_0^{-2} F_2 \\ \dot{\theta}_2 &= \pi_2 \pi_0^{-2} F_1 + (1 - \pi_1) \pi_0^{-2} F_2 \end{cases}$$

Notice that, in each parametrization, the condition $F_0 + F_1 + F_2 = 0$ is verified.

APPENDIX C. REPLICATOR EQUATIONS

The differential equation of the replicator, see Ay and Erb [2005], is:

$$\dot{x}_i = x_i (f_i(\mathbf{x}) - \mathbf{x} \cdot \mathbf{f})$$

On the simplex we have:

$$(36) \quad \begin{cases} F_1(\boldsymbol{\pi}) = \pi_1 (f_1(\boldsymbol{\pi}) - \boldsymbol{\pi} \cdot \mathbf{f}) \\ F_2(\boldsymbol{\pi}) = \pi_2 (f_2(\boldsymbol{\pi}) - \boldsymbol{\pi} \cdot \mathbf{f}) \end{cases}$$

where the expected value of f is

$$(37) \quad \boldsymbol{\pi} \cdot \mathbf{f} = f_0 \pi_0 + f_1 \pi_1 + f_2 \pi_2 = f_0 + (f_1 - f_0) \pi_1 + (f_2 - f_0) \pi_2,$$

so that

$$(38) \quad f_1 - \boldsymbol{\pi} \cdot \mathbf{f} = (1 - \pi_1)(f_1 - f_0) - \pi_2(f_2 - f_0),$$

$$(39) \quad f_2 - \boldsymbol{\pi} \cdot \mathbf{f} = -\pi_1(f_1 - f_0) + (1 - \pi_2)(f_2 - f_0),$$

and Eq. (36) becomes:

$$(40) \quad \begin{cases} F_1 = \pi_1 ((f_1 - f_0)(1 - \pi_1) - (f_2 - f_0)\pi_2), \\ F_2 = \pi_2 (-(f_1 - f_0)\pi_1 + (f_2 - f_0)(1 - \pi_2)), \end{cases}$$

or

$$(41) \quad \begin{bmatrix} F_1 \\ F_2 \end{bmatrix} = \begin{bmatrix} \pi_1(1 - \pi_1) & -\pi_1\pi_2 \\ -\pi_1\pi_2 & \pi_2(1 - \pi_2) \end{bmatrix} \begin{bmatrix} f_1 - f_0 \\ f_2 - f_0 \end{bmatrix}.$$

Replacing F_1 and F_2 in the differential equations with the different parametrizations, written as a function of $\boldsymbol{\pi}$, we have, in the exponential parametrization,

$$(42) \quad \begin{bmatrix} \frac{1}{\pi_0} + \frac{1}{\pi_1} & \frac{1}{\pi_0} \\ \frac{1}{\pi_0} & \frac{1}{\pi_0} + \frac{1}{\pi_2} \end{bmatrix} \begin{bmatrix} \pi_1(1 - \pi_1) & -\pi_1\pi_2 \\ -\pi_1\pi_2 & \pi_2(1 - \pi_2) \end{bmatrix} \\ = \left(\frac{1}{\pi_0} \begin{bmatrix} 1 & 1 \\ 1 & 1 \end{bmatrix} + \begin{bmatrix} \pi_1^{-1} & 0 \\ 0 & \pi_2^{-1} \end{bmatrix} \right) \begin{bmatrix} \pi_1(1 - \pi_1) & -\pi_1\pi_2 \\ -\pi_1\pi_2 & \pi_2(1 - \pi_2) \end{bmatrix} \\ = \begin{bmatrix} \pi_1 & \pi_2 \\ \pi_1 & \pi_2 \end{bmatrix} + \begin{bmatrix} 1 - \pi_1 & -\pi_2 \\ -\pi_1 & 1 - \pi_2 \end{bmatrix} = I_2$$

so that the differential equations are

$$(43) \quad \begin{cases} \dot{\theta}_1 = f_1 - f_0 \\ \dot{\theta}_2 = f_2 - f_0 \end{cases}$$

In the projective parametrization

$$(44) \quad \begin{bmatrix} (1 - \pi_2)\pi_0^{-2} & \pi_1\pi_0^{-2} \\ \pi_2\pi_0^{-2} & (1 - \pi_1)\pi_0^{-2} \end{bmatrix} \begin{bmatrix} \pi_1(1 - \pi_1) & -\pi_1\pi_2 \\ -\pi_1\pi_2 & \pi_2(1 - \pi_2) \end{bmatrix} \\ = \frac{1}{\pi_0^2} \begin{bmatrix} 1 - \pi_2 & \pi_1 \\ \pi_2 & 1 - \pi_1 \end{bmatrix} \begin{bmatrix} 1 - \pi_1 & -\pi_1 \\ -\pi_2 & 1 - \pi_2 \end{bmatrix} \begin{bmatrix} \pi_1 & 0 \\ 0 & \pi_2 \end{bmatrix} = \begin{bmatrix} \frac{\pi_1}{\pi_0} & 0 \\ 0 & \frac{\pi_2}{\pi_0} \end{bmatrix}$$

hence the differential equations are

$$(45) \quad \begin{cases} \dot{\theta}_1 = \theta_1(f_1 - f_0) \\ \dot{\theta}_2 = \theta_2(f_2 - f_0) \end{cases}$$

APPENDIX D. SECOND ORDER CALCULUS

The expectation parameters are

$$\eta_i(\boldsymbol{\theta}) = \frac{e^{\theta_i}}{1 + \sum_{j=1}^d e^{\theta_j}}$$

and the information matrix is

$$I(\boldsymbol{\theta}) = \text{diag}(\boldsymbol{\eta}(\boldsymbol{\theta})) - \boldsymbol{\eta}(\boldsymbol{\theta})\boldsymbol{\eta}(\boldsymbol{\theta})'$$

The precision matrix is

$$I^{-1} = \text{diag}(\boldsymbol{\eta})^{-1} + (1 - |\boldsymbol{\eta}|)^{-1}\mathbf{1}\mathbf{1}'.$$

In fact

$$\begin{aligned} & (\text{diag}(\boldsymbol{\eta}) - \boldsymbol{\eta}\boldsymbol{\eta}') (\text{diag}(\boldsymbol{\eta})^{-1} + (1 - |\boldsymbol{\eta}|)^{-1}\mathbf{1}\mathbf{1}') = \\ & I + (1 - |\boldsymbol{\eta}|)^{-1} \text{diag}(\boldsymbol{\eta}) \mathbf{1}\mathbf{1}' - \boldsymbol{\eta}\boldsymbol{\eta}' \text{diag}(\boldsymbol{\eta})^{-1} - (1 - |\boldsymbol{\eta}|)^{-1} \boldsymbol{\eta}\boldsymbol{\eta}' \mathbf{1}\mathbf{1}' = \\ & I + (1 - |\boldsymbol{\eta}|)^{-1} \boldsymbol{\eta}\mathbf{1}' - \boldsymbol{\eta}\mathbf{1}' - |\boldsymbol{\eta}| (1 - |\boldsymbol{\eta}|)^{-1} \boldsymbol{\eta}\mathbf{1}' = I. \end{aligned}$$

The derivative in the direction \mathbf{h} of $\boldsymbol{\eta} \mapsto \text{diag}(\boldsymbol{\eta}) - \boldsymbol{\eta}\boldsymbol{\eta}'$ at $\boldsymbol{\eta}$ is

$$\mathbf{h} \mapsto \text{diag}(\mathbf{h}) - \mathbf{h}\boldsymbol{\eta}' - \boldsymbol{\eta}\mathbf{h}',$$

hence, composing with

$$\partial_i \boldsymbol{\eta}(\boldsymbol{\theta}) = I(\boldsymbol{\theta}) \mathbf{e}_i = (\text{diag}(\boldsymbol{\eta}(\boldsymbol{\theta})) - \boldsymbol{\eta}(\boldsymbol{\theta})\boldsymbol{\eta}(\boldsymbol{\theta})') \mathbf{e}_i = \eta_i(\boldsymbol{\theta}) (\mathbf{e}_i - \boldsymbol{\eta}(\boldsymbol{\theta})),$$

we obtain

$$\begin{aligned} \partial_i I(\boldsymbol{\theta}) &= \text{diag}(\eta_i(\boldsymbol{\theta}) (\mathbf{e}_i - \boldsymbol{\eta}(\boldsymbol{\theta}))) - \eta_i(\boldsymbol{\theta}) (\mathbf{e}_i - \boldsymbol{\eta}(\boldsymbol{\theta})) \boldsymbol{\eta}(\boldsymbol{\theta})' - \boldsymbol{\eta} \eta_i(\boldsymbol{\theta}) (\mathbf{e}_i - \boldsymbol{\eta}(\boldsymbol{\theta}))' \\ &= \eta_i(\boldsymbol{\theta}) (\text{diag}((\mathbf{e}_i - \boldsymbol{\eta}(\boldsymbol{\theta}))) - (\mathbf{e}_i - \boldsymbol{\eta}(\boldsymbol{\theta})) \boldsymbol{\eta}(\boldsymbol{\theta})' - \boldsymbol{\eta}(\boldsymbol{\theta}) (\mathbf{e}_i - \boldsymbol{\eta}(\boldsymbol{\theta}))'). \end{aligned}$$

The following equality is to be used below.

$$\begin{aligned} I^{-1} \partial_i I &= \\ & (\text{diag}(\boldsymbol{\eta})^{-1} + (1 - |\boldsymbol{\eta}|)^{-1} \mathbf{1}\mathbf{1}') (\eta_i (\text{diag}((\mathbf{e}_i - \boldsymbol{\eta})) - (\mathbf{e}_i - \boldsymbol{\eta}) \boldsymbol{\eta}' - \boldsymbol{\eta} (\mathbf{e}_i - \boldsymbol{\eta})')) = \\ & \eta_i \text{diag}(\boldsymbol{\eta})^{-1} (\text{diag}((\mathbf{e}_i - \boldsymbol{\eta})) - (\mathbf{e}_i - \boldsymbol{\eta}) \boldsymbol{\eta}' - \boldsymbol{\eta} (\mathbf{e}_i - \boldsymbol{\eta})') + \\ & \eta_i (1 - |\boldsymbol{\eta}|)^{-1} \mathbf{1}\mathbf{1}' (\text{diag}((\mathbf{e}_i - \boldsymbol{\eta})) - (\mathbf{e}_i - \boldsymbol{\eta}) \boldsymbol{\eta}' - \boldsymbol{\eta} (\mathbf{e}_i - \boldsymbol{\eta})') = \end{aligned}$$

We conclude by briefly reviewing the computation of the metric connection (Levi-Civita connection) which is required by e.g., the computation of the Riemannian Hessian.

Let $\boldsymbol{\pi}(t)$ be an univariate statistical model. Let $F(\boldsymbol{\pi}(t))$ and $G(\boldsymbol{\pi}(t))$ be centered pivotal quantities (vector fields of the statistical model). The variation of $\text{Cov}(F(\boldsymbol{\pi}(t)), G(\boldsymbol{\pi}(t)))$ in the time is:

$$\begin{aligned} \frac{d}{dt} (\text{Cov}(F(\boldsymbol{\pi}(t)), G(\boldsymbol{\pi}(t)))) &= \frac{d}{dt} \langle F(\boldsymbol{\pi}(t)), G(\boldsymbol{\pi}(t)) \rangle_{\boldsymbol{\pi}(t)} = \\ &= \frac{d}{dt} \sum_{i,j} F_i(\boldsymbol{\pi}(t)) G_i(\boldsymbol{\pi}(t)) I_{ij}(\boldsymbol{\pi}(t)) = \\ &= \sum_{i,j} \left(\frac{d}{dt} F_i \right) G_i I_{ij} + \sum_{i,j} F_i \left(\frac{d}{dt} G_i \right) I_{ij} + \sum_{i,j} F_i G_i \left(\frac{d}{dt} I_{ij} \right) = \\ &= \langle \frac{d}{dt} F, G \rangle_{\boldsymbol{\pi}(t)} + \langle F, \frac{d}{dt} G \rangle_{\boldsymbol{\pi}(t)} + \frac{1}{2} \langle I^{-1} \frac{d}{dt} (I) F, G \rangle_{\boldsymbol{\pi}(t)} + \frac{1}{2} \langle F, I^{-1} \frac{d}{dt} (I) G \rangle_{\boldsymbol{\pi}(t)} = \\ &= \langle \frac{d}{dt} F + \frac{1}{2} I^{-1} \frac{d}{dt} (I) F, G \rangle_{\boldsymbol{\pi}(t)} + \langle F, \frac{d}{dt} G + \frac{1}{2} I^{-1} \frac{d}{dt} (I) G \rangle_{\boldsymbol{\pi}(t)}, \end{aligned}$$

see do Carmo [1992], Pistone [2013].

The last line can be properly written as:

$$\begin{aligned} \langle \frac{d}{dt} (F_i(\boldsymbol{\pi}(t)))_{i=1}^n + \frac{1}{2} I^{-1}(\boldsymbol{\pi}(t)) \frac{d}{dt} (I(\boldsymbol{\pi}(t))) F(\boldsymbol{\pi}(t)), G \rangle_{\boldsymbol{\pi}(t)} + \\ \langle F(\boldsymbol{\pi}(t)), \frac{d}{dt} (G_i(\boldsymbol{\pi}(t)))_{i=1}^n + \frac{1}{2} I^{-1}(\boldsymbol{\pi}(t)) \frac{d}{dt} (I(\boldsymbol{\pi}(t))) G \rangle_{\boldsymbol{\pi}(t)}, \end{aligned}$$

which defines an operator (affine connection do Carmo [1992] or metric derivative Lang [1995])

$$(F, \boldsymbol{\alpha}) \mapsto \nabla F \boldsymbol{\alpha} + \frac{1}{2} I^{-1}(\nabla I \boldsymbol{\alpha}) F$$

If the model is such that $I^{-1}(\boldsymbol{\pi}(t)) \frac{d}{dt} (I(\boldsymbol{\pi}(t))) = 0$, then

$$\frac{d}{dt} (\text{Cov}(F(\boldsymbol{\pi}(t)), G(\boldsymbol{\pi}(t)))) = \langle \frac{d}{dt} (F_i(\boldsymbol{\pi}(t)))_{i=1}^n, G \rangle_{\boldsymbol{\pi}(t)} + \langle F(\boldsymbol{\pi}(t)), \frac{d}{dt} (G_i(\boldsymbol{\pi}(t)))_{i=1}^n \rangle_{\boldsymbol{\pi}(t)}.$$

G. PISTONE: DE CASTRO STATISTICS, COLLEGIO CARLO ALBERTO, VIA REAL COLLEGIO 30, 10024 MONCALIERI, ITALY

E-mail address: giovanni.pistone@carloalberto.org

URL: www.giannidirestino.it

M.-P. ROGANTIN: DIPARTIMENTO DI MATEMATICA, VIA DODECANESO, 35, 16146 GENOVA, ITALY

E-mail address: rogantini@dima.unige.it

URL: www.dima.unige.it/rogantini