

On the concentration of near-inertial waves in anticyclones

Eric Danioux¹, Jacques Vanneste¹, Oliver Bühler²

¹School of Mathematics and Maxwell Institute for Mathematical Sciences
University of Edinburgh, UK

²Courant Institute of Mathematical Sciences
New York University, USA

(Received 5 November 2018)

An overlooked conservation law for near-inertial waves propagating in a steady background flow provides a new perspective on the concentration of these waves in regions of anticyclonic vorticity. The conservation law implies that this concentration is a direct consequence of the decrease in spatial scales experienced by an initially homogeneous wave field. Scaling arguments and numerical simulations of a reduced-gravity model of mixed-layer near-inertial waves confirm this interpretation and elucidate the influence of the strength of the background flow relative to the dispersion.

1. Introduction

Near-inertial waves (NIWs) are ubiquitous in the ocean. They contribute strongly to surface mixing, and hence to biological activity, e.g. Granata *et al.* (1995). They also propagate to depth where they eventually dissipate, thus participating in deep vertical mixing and the global overturning circulation (Ferrari & Wunsch 2009). The propagation of NIWs in heterogeneous flows has motivated a great deal of work. One of the main conclusions, emerging from both numerical simulations (Lee & Niiler 1998; Zhai *et al.* 2005; Danioux *et al.* 2008) and observational data (Kunze & Sanford 1984; Elipot *et al.* 2010; Joyce *et al.* 2013) is that near-inertial energy concentrates in anticyclones, i.e., in regions of negative relative vorticity in the Northern hemisphere and positive relative vorticity in the Southern hemisphere.

Various explanations have been advanced for this phenomenon. Using a WKB approach, Kunze (1985) showed that refraction by a background flow leads to an ‘effective’ inertial frequency f_e shifted from the local Coriolis frequency f by $\zeta/2$, where ζ is the local relative vorticity: $f_e = f + \zeta/2$. Because the range of allowed wave frequencies ω satisfies $|f_e| < \omega < N$, where N is the stratification frequency (usually much larger than $|f|$), it is larger in regions of negative vorticity in the Northern hemisphere. Therefore, anticyclonic regions are expected to be more energetic because (i) NIWs propagating poleward can enter regions of negative vorticity regions, but not regions of positive vorticity; and (ii) frequencies lower than f present in the forcing can become resonant (Kunze 1985). This explanation is subject to caution, however, because the initial length scales of NIWs, set by atmospheric storms, are typically much larger than the length scales of geostrophic flows (the ratio of tropospheric to oceanic radii of deformation is about 10), thus invalidating the assumption underlying the WKB approximation.

Alternative explanations were offered by Young & Ben Jelloul (1997) and Klein *et al.* (2004). These rely on the NIW model developed by Young & Ben Jelloul (1997), hereafter refer to as YBJ model, which exploits the small frequency spread of NIWs near f and makes no assumption about their spatial scales. These explanations rely on strong

assumptions: strong dispersion for Young & Ben Jelloul's, short-time and restrictions on the spectrum of the vorticity field for Klein *et al.*'s. In this note, we revisit the issue and, taking the YBJ model as a starting point, show that a so-far overlooked conservation law provides a robust argument for the concentration of NIWs in anticyclones. Section 2 derives the conservation law in the simple case of a reduced-gravity shallow-water model, the YBJ approximation of which is obtained in Appendix A. (The extension to a continuously stratified fluid is straightforward when the background flow is assumed barotropic so that NIWs can be expanded in vertical modes.) Section 3 demonstrates analytically and numerically how NIW concentration in anticyclones stems from the conservation law. Some conclusions and perspectives are offered in section 4.

2. Model and conservation laws

2.1. YBJ model and analogy with the Schrödinger equation

We study the propagation of NIWs in a steady geostrophic flow with a reduced-gravity shallow-water model (e.g., Cushman-Roisin 1994). This slab-model can be thought of as representing the dynamics of NIWs confined in a mixed layer capping an abyssal layer where the only motion is the imposed geostrophic flow, assumed to be identical in both layers. For NIWs, the horizontal velocity (u, v) can be written in terms of a complex amplitude M according to $u + iv = Me^{-ift}$. The slow (compared to f^{-1}) time evolution of M is governed by the YBJ equation

$$\partial_t M + J(\psi, M) - i\frac{h}{2}\Delta M + i\frac{\Delta\psi}{2}M = 0, \quad (2.1)$$

where ψ and $\Delta\psi$ are the streamfunction and vorticity of the steady geostrophic flow, J is the horizontal Jacobian, and $h = g'H/f$ is a dispersion parameter, with g' and H the reduced gravity and average depth of the mixed layer. We assume that $h > 0$, as in the Northern hemisphere where $f > 0$. The respective terms quantify the effects due to advection, dispersion, and refraction. A concise derivation of (2.1) is given in Appendix A.

Two simple facts help in understanding the dynamics of (2.1). First, for any constant $\alpha > 0$ the YBJ equation is invariant under the scaling transformation $\psi \mapsto \alpha\psi$, $h \mapsto \alpha h$, $t \mapsto t/\alpha$. This makes obvious that the intrinsic dynamics of (2.1) depends only on the single non-dimensional parameter h/Ψ , say, where Ψ is the amplitude scale of ψ .

Second, without the advection term $J(\psi, M)$ the YBJ equation is identical to the Schrödinger equation that governs the complex wave function $\phi(x, y, t)$ for a single particle with unit mass and external potential $V(x, y)$:

$$\partial_t \phi - i\frac{\hbar}{2}\Delta\phi + i\frac{V}{\hbar}\phi = 0. \quad (2.2)$$

Here \hbar is Planck's constant divided by 2π . Comparing (2.1) and (2.2) and identifying \hbar with h shows that the effective potential in (2.1) is

$$V = h\frac{\Delta\psi}{2}. \quad (2.3)$$

Clearly, regions of higher V repel the particle whereas regions of lower V attract it. Hence, if the advection term is negligible, then the mathematical analogy between the particle probability density $|\phi|^2$ and the inertial wave kinetic energy density $|M|^2$ readily implies that cyclones repel inertial waves whilst anticyclones attract them (Balmforth *et al.* 1998). For the special case of an axisymmetric anticyclonic vortex, this is confirmed by the existence of axisymmetric trapped modes (Llewellyn Smith 1999).

Of course, if the advection term cannot be neglected then the simple analogy with the Schrödinger equation breaks down. Hence, the main task is to understand how the advection term alters the basic Schrödinger dynamics as a function of h/Ψ . For this it becomes crucial to study the full set of conservation laws associated with (2.1), as we shall do now.

2.2. Conservation laws

Multiplying (2.1) by M^* and adding its complex conjugate gives

$$\partial_t \frac{1}{2} |M|^2 + J(\psi, \frac{1}{2} |M|^2) + \nabla \cdot \mathbf{F} = 0, \quad (2.4)$$

where $\mathbf{F} = ih(M\nabla M^* - M^*\nabla M)/4$. In a finite domain with suitable boundary conditions (periodicity or $M = 0$), integrating (2.4) gives the conservation of NIW-kinetic energy, as derived by Young & Ben Jelloul (1997),

$$\frac{d}{dt} \iint \frac{1}{2} |M|^2 dx dy = 0. \quad (2.5)$$

There is another conservation law associated with (2.1) and not mentioned in Young & Ben Jelloul (1997). It is derived by forming the combination $M_t^*(2.1) - M_t(2.1)^*$ and integrating the result over the domain. Using properties of the Jacobian and integrating by parts, this gives

$$\frac{d}{dt} (I_1 + I_2 + I_3) = 0, \quad (2.6)$$

where

$$I_1 = \iint ih\psi J(M^*, M) dx dy, \quad I_2 = \iint \frac{h^2}{2} |\nabla M|^2 dx dy, \quad I_3 = \iint h \frac{\Delta\psi}{2} |M|^2 dx dy.$$

The terms I_1 , I_2 and I_3 stem directly from the advection, dispersion and refraction terms in the YBJ equation. The overall factors of h are included for two practical reasons: to keep the values of the invariants comparable when h is varied, and to highlight the appearance of the effective potential V from (2.3) in I_3 . The consequences of the new conservation law (2.6) are discussed in more detail in the next section. In the absence of a geostrophic flow, I_1, I_3 are identically zero, and I_2 can be recognised as the scaled NIW potential energy averaged over the fast time scale. This is not unexpected, as explained in Appendix B. In the presence of a steady flow, $I_1 + I_2 + I_3$ can be interpreted as an energy in that its conservation is associated with the time invariance of (2.1). Unlike (2.5), $I_1 + I_2 + I_3$ is not conserved for arbitrary time-dependent flows. However, when flow and NIWs evolve in a dynamically consistent manner, an analogous conservation law holds that accounts for energy transfers between flow and NIWs (Xie & Vanneste 2015).

We remark that, in a steady geostrophic flow, differentiating (2.1) with respect to time shows that M_t satisfies the same equation as M , and hence the same conservation laws. In particular,

$$\frac{d}{dt} \iint \frac{1}{2} |M_t|^2 dx dy = 0 \quad (2.7)$$

means that the root-mean-square magnitude of M_t is constant.

3. NIW-concentration in anticyclones

Non-dimensionalizing (2.1) using $x = Lx'$, $\psi = \Psi\psi'$, $h = \Psi h'$, and $t = (L^2/\Psi)t'$, with L the typical length scale of the geostrophic flow, gives an identical equation for

the primed variables. Again, this makes obvious that $h' = h/\Psi$ is the only relevant parameter; in §3.3 we conduct simulations with different values of h/Ψ . This parameter is the reduced-gravity shallow-water equivalent to the parameter $\Upsilon = \Psi/h = 1/h'$ used in Young & Ben Jelloul (1997) and Balmforth *et al.* (1998), on which they base their ‘strong dispersion’ ($h/\Psi \gg 1$) and ‘strong trapping’ (or ‘strong advection’, $h/\Psi \ll 1$) approximations. In the ocean, h/Ψ is highly variable because of varying kinetic-energy levels and stratification. For instance, typical values for the North Atlantic might be $f = 10^{-4} \text{ s}^{-1}$, $g' = 2 \cdot 10^{-3} \text{ m s}^{-2}$, $L = 50 \text{ km}$; taking H and U in the ranges $H \in [50, 100] \text{ m}$, $U \in [0.005, 0.1] \text{ m s}^{-1}$ gives $h/\Psi \in [0.2, 8]$.

We will consider a specific initial-value problem in which $M(x, y, 0) = 1$. Without loss of generality this represents an eastward NIW-momentum deposition by a storm: because storm scales are typically much larger than ocean eddy scales, a homogeneous initial condition for M is appropriate.

The conservation law (2.6) involves I_3 , which is proportional to the covariance between $|M|^2$ and $\Delta\psi$; it is therefore relevant to the concentration of NIWs in anticyclones, which corresponds to $I_3 < 0$. At $t = 0$, $I_1 = I_2 = I_3 = 0$ (assuming no net vorticity – a given with periodic boundary conditions). The development of spatial heterogeneities in the M -field must lead to an increase in the positive definite I_2 , which is then compensated by $I_1 + I_3 < 0$. Of course, if I_1 is negligible then I_3 must take negative values, but in the general case it is less clear whether I_3 behaves in this way. We next provide an asymptotic argument that I_3 becomes negative for all values h/Ψ at short times. This is followed by a long-time scaling argument for (2.1) as a function of h/Ψ , which predicts that $I_3 < 0$ for large and intermediate values of h/Ψ but not for small values of this parameter. These predictions are then checked against numerical simulations in § 3.3.

3.1. Short-time solution

With homogeneous initial conditions, the first physical effect on NIWs propagation is due to refraction, and the short-time behaviour is $M(x, y, t) = \exp(-it\Delta\psi(x, y)/2) \equiv \bar{M}(x, y, t)$ (Danioux *et al.* 2008). A cautious definition for short time here is $t \ll t_s = 1/\max\{\Psi/(2L^2), h/(2L^2)\}$. For such times, the solution can be sought as the expansion $M = \bar{M} + M'$, with $M'(x, y, t = 0) = 0$ and $|M'| \ll 1$. Introducing this into (2.1) gives

$$\partial_t M' + J(\psi, M') - i\frac{h}{2}\Delta M' + i\frac{\Delta\psi}{2}M' = -J(\psi, \bar{M}) + i\frac{h}{2}\Delta\bar{M}. \quad (3.1)$$

Because of the form of \bar{M} , the short-time behaviour of the right-hand side of (3.1) behaves as $O(t)$, hence forcing $M'(t) = O(t^2)$ for small t . Keeping this in mind, we now compare the relative size of terms I_1 and I_2 in (2.6). Firstly, because $J(\bar{M}^*, \bar{M}) = 0$, I_1 is dominated by terms of the form $ih\psi J(\bar{M}^*, M')$, resulting in a $O(t^3)$ dependence. Secondly, I_2 is dominated by $h^2|\nabla\bar{M}|^2/2$, yielding a $O(t^2)$ dependence. Hence, for times short enough, $I_2 \gg I_1$. NIW-energy concentration in regions of negative vorticity can also be deduced from (2.4). Injecting the short-time solution $\bar{M}(x, y, t)$ into \mathbf{F} , one finds that the amplitude of M obeys

$$\partial_t \frac{1}{2}|M|^2 \simeq \frac{ht}{4}\Delta^2\psi \quad (3.2)$$

at short times, consistent with Klein *et al.* (2004)’s short-time solution. Because the vorticity field and its Laplacian are anticorrelated, (3.2) gives an increase of NIW-energy in anticyclonic regions for all values of h/Ψ .

3.2. Long-time scaling arguments

For long times the spatial scales of M need not be equal to those of ψ anymore and hence the dominant balance between the various terms in (2.1) may shift accordingly. However, the conservation law (2.7) implies

$$\iint \frac{1}{2} |M_t|^2 dx dy = \iint \frac{1}{2} |M_t(t=0)|^2 dx dy = \iint (\Delta\psi/2)^2 dx dy \quad (3.3)$$

and together with (2.5) this means that for all times the root-mean-square magnitudes of M and M_t scale with unity and Ψ/L^2 , respectively. This allows a simple scaling analysis of the four terms in (2.1), which after rearranging yields

$$1, \quad \frac{L}{l}, \quad \frac{h}{\Psi} \frac{L^2}{l^2}, \quad 1. \quad (3.4)$$

Here l is the long-time spatial scale of M such that $\nabla M = O(1/l)$. We use (3.4) to determine how l/L may depend on h/Ψ . First, in the ‘strong dispersion’ regime $h/\Psi \gg 1$ the only possible balance in (3.4) is $l/L = \sqrt{h/\Psi}$, which balances dispersion and refraction whilst advection is negligible. As expected, this reduces the YBJ dynamics to that of the Schrödinger equation, so I_1 is negligible and $I_3 \approx -I_2$. In this regime the spatial scale of M is larger than that of the background flow ψ by a factor of $\sqrt{h/\Psi}$.

Second, in the opposite regime $h/\Psi \ll 1$ one scaling possibility is $l = L$, which balances advection and refraction whilst dispersion becomes negligible. However, from (2.1) this would correspond to an advective dynamics along streamlines in which $|M|$ is conserved whilst its phase continues to change by the refraction as in the short-term solution derived in § 3.1. This would inevitably lead to the generation of evermore smaller spatial scales in M and hence defeat the assumption $l = L$. We must therefore look at the alternative, a balance between the advective and the dispersive terms based on $l/L = h/\Psi$. The advective and dispersive terms then provide a new leading-order dominant balance of size $\Psi/h \gg 1$ to the long-term evolution of the YBJ equation. Consequently, in this scenario the refraction is weak and I_3 becomes negligible and so $I_1 \approx -I_2$. Moreover, the spatial scale of M is much smaller than that of ψ , by a factor of h/Ψ .

Note that this small horizontal scale may invalidate the assumption of small $h/(fl^2)$ that underpins the near-inertial YBJ model (see Appendix A). Using $l = hL/\Psi$, we rewrite this assumption as $\Psi/(fL^2) \ll h/\Psi$ in terms of the Rossby number on the left-hand side. Hence for small but fixed h/Ψ the near-inertial approximation holds provided the Rossby number is small enough.

Finally, in the intermediate regime $h/\Psi = 1$ the scaling $l/L = 1$ makes all terms equally important. It stands to reason that in this intermediate regime I_3 will take moderate negative values, consistent with a monotonic transition between its value $I_3 \approx 0$ for $h/\Psi \ll 1$ and its negative value $I_3 \approx -I_2$ for $h/\Psi \gg 1$. However, only in this intermediate regime does the length scale of M equal that of ψ , which arguably is the best situation for effective concentration of NIW energy in anticyclones. This suggests that the intermediate regime might be the most effective for this purpose. Of course, this simple scaling analysis can only provide a heuristic guide to the full NIW energy dynamics, not least because the spatial scales of $|M|^2$ are not related in a trivial way to those of M . Still, we will see that the present scaling arguments do indeed provide a useful guide for understanding the numerical simulations.

3.3. Numerical simulations

Eq. (2.1) is solved numerically on a doubly periodic 256×256 grid using a pseudo-spectral time-split Euler scheme. A weak biharmonic dissipation is added for numerical

stability. The streamfunction ψ is taken as a single realization of a homogeneous isotropic Gaussian random process, with Gaussian correlation function and a correlation length L of about $1/5$ of the domain size. The chosen vorticity field is shown at the top of figure 1. Because its correlation scale is much smaller than the size of the domain, the results presented here are generic. We run three simulations with the same background flow but different values of h such that $h/\Psi = 0.2, 1$ and 10 , representative of the strong advection, intermediate and strong dispersion regimes. Simulations are stopped when the various terms in (2.6) no longer evolve significantly, which happens around $t \simeq 0.3L^2/h$ (figure 1). For the intermediate case, using the values given at the beginning of this section, we find a time-scale between 4 and 8 days, which is realistic.

Snapshots of $|M|$ are shown in figure 1 for very short, short and long times for the three values of h/Ψ . At very short times, for all values of h , $|M|$ is clearly anti-correlated with the vorticity field (or correlated with its Laplacian), as predicted by (3.2). As time increases, the variance of $|M|$ increases, substantially for small h/Ψ but much less for large h/Ψ . This is consistent with the scaling $|M - 1| = O(\Psi/h)$ that holds for short time and arbitrary h/Ψ (as follows from integrating (3.2) for $t \lesssim L^2/h$) and for all time and large h/Ψ (as follows from a perturbative treatment of (2.1)). At the end of the simulation, M has larger scales than at the very first instants for $h/\Psi = 10$, in accordance with the scaling arguments in § 3.2 and also with Klein *et al.* (2004)'s ‘truncated Laplacian’ solution. The spectrum of M does not change much afterwards (not shown), in contrast with Klein *et al.* (2004)'s theory which predicts a continued cascade towards large scales. As expected, the evolution is very different for $h/\Psi = 0.2$. The short-time solution (figure 1d) is consistent with a passive-scalar type scenario: after the initial generation of spatial scales in $|M|$ (figure 1a), the $|M|$ -field is stretched and folded, while its amplitude grows due to dispersion. Later on (figure 1g), NIW-scales much smaller than the flow scales develop, consistent with §3.2.

The behaviour of $|M|$ is reflected in the evolution of I_1, I_2 and I_3 displayed in figure 2. The generation of small scales by refraction subsequently modulated by dispersion leads to an increase of I_2 . This is balanced by the decrease of I_3 at short times for all values of h/Ψ and for all times for $h/\Psi = 10$, as predicted by our scaling argument. Conversely, for $h/\Psi = 0.2$ we obtain $I_1 \simeq -I_2$, indicative of the balance between advection and dispersion noted above (in this case, the amplitude of these quantities decrease slightly in time because of numerical dissipation). For $h/\Psi = 1$, all terms I_1, I_2 and I_3 have similar final amplitudes. Note that the amplitude of I_2 is roughly the same in the three simulations. From the scaling $|M - 1| = O(\Psi/h)$ mentioned above, we infer that I_2 is proportional to Ψ^2/L^2 , and similarly for I_3 . This justifies a posteriori the inclusion of the overall factor h in the definition of I_1, I_2 and I_3 .

We now turn to the concentration of NIW energy in anticyclones. This is best quantified by I_3/h , that is, the covariance between $\Delta\psi/2$ and $|M|^2$. An alternative diagnostic is the correlation between $|M|^2$ and $\Delta\psi/2$, namely

$$C = \frac{I_3}{h (\sigma_M^2 \iint (\Delta\psi/2)^2 dx dy)^{1/2}}, \quad \text{where } \sigma_M^2 = \iint (|M|^4 - 1) dx dy \quad (3.5)$$

is the variance of the NIW energy. We emphasise that C focuses on the match between the spatial patterns of NIW energy and vorticity irrespective of their amplitudes; the more intuitive collocation of high values of NIW energy with regions of anticyclonic vorticity is measured by I_3/h . The evolution of both I_3/h and C is shown for the three values of h/Ψ in figure 3. At the end of the simulations, the covariance I_3/h is largest for intermediate values of h/Ψ . Small values of h/Ψ , lead to a strongly heterogeneous $|M|^2$ (large σ_M^2 , as

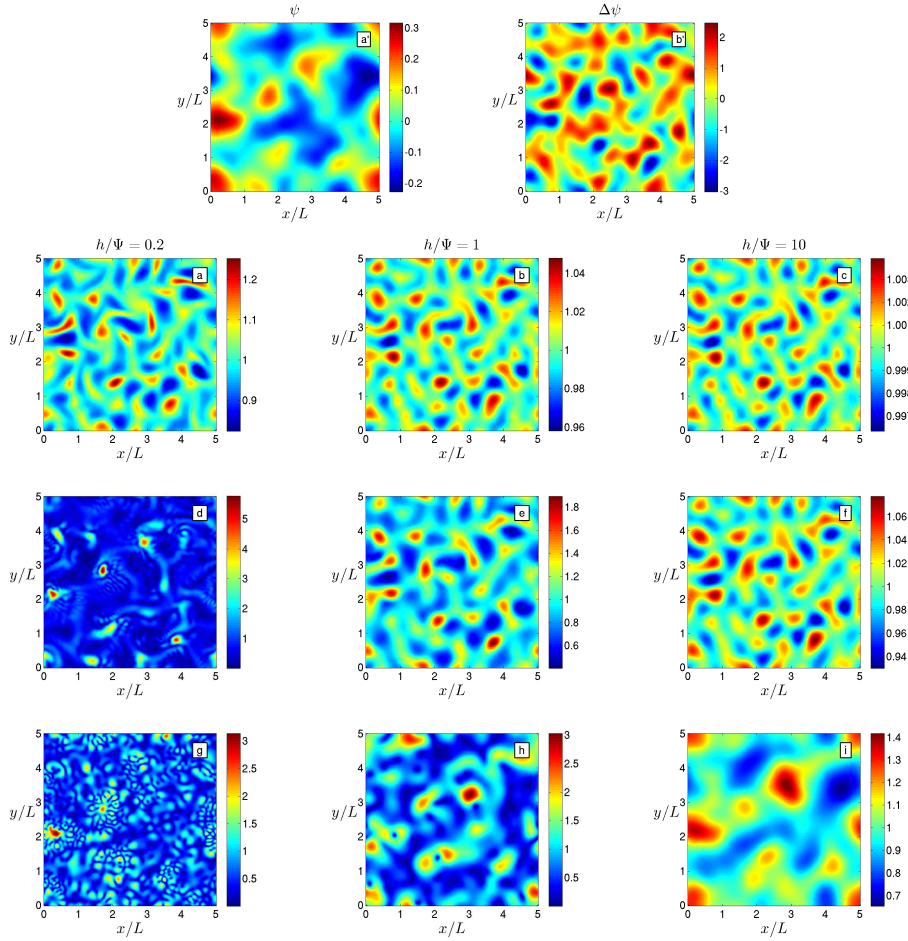


FIGURE 1. Streamfunction (a') and associated normalized vorticity field (b') of the background flow, and evolution of the NIW-amplitude $|M|$ for $h/\Psi = 0.2$ (left column), $h/\Psi = 1$ (middle column) and $h/\Psi = 10$ (right column). Panels (a), (b), (c) correspond to very short times after the start of the simulations ($1/80^{\text{th}}$ of the length of the simulations), panels (d), (e), (f) to short times ($1/16^{\text{th}}$ of the length of the simulations) and bottom panels to the end of the simulations.

seen on figure 1g), but to relatively weak correlation of $|M|^2$ and $\Delta\psi$ (figure 3b, dashed line); conversely, large values of h/Ψ lead to a strong correlation (figure 3b, solid line) but weak heterogeneity of $|M|^2$. The intermediate case displays both a relatively strong σ_M^2 (figure 1h) and a strong correlation (figure 3b, dotted line), giving the maximum covariance.

4. Discussion

The results described in this paper in the context of the reduced-gravity shallow-water system demonstrate that the development of spatial heterogeneity in a homogeneous field of NIWs due to the interaction with the barotropic vorticity field is inevitably accompanied by a concentration of NIW-energy in anticyclones. We emphasise that this result does not make assumptions about the relative importance of dispersion (such as the strong-dispersion approximation of Young & Ben Jelloul (1997) and Balmforth *et al.* (1998)) or

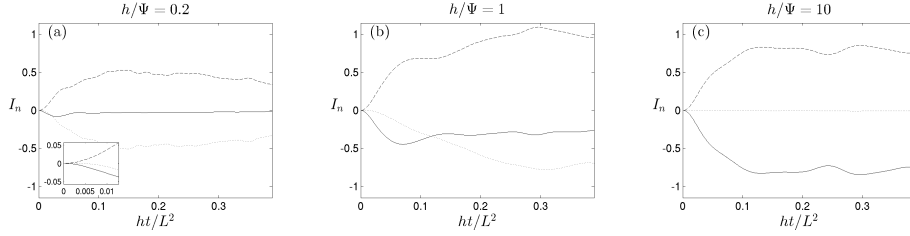


FIGURE 2. Evolution of the integrals I_1 (dotted line), I_2 (dashed line) and I_3 (thin solid line) in (2.6) for $h/\Psi = 0.2$ (a), 1 (b) and 10 (c). I_1 , I_2 and I_3 are scaled by the area of the domain. The inset in (a) represents a zoom on very short times.

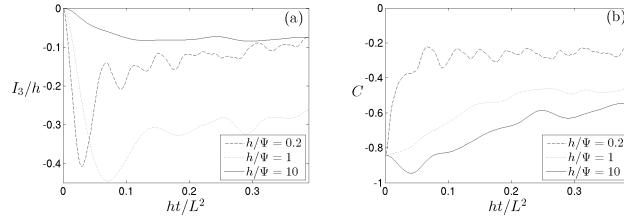


FIGURE 3. (a) Spatial covariance I_3/h and (b) correlation C between $|M|^2$ and $\Delta\psi/2$ for $h/\Psi = 0.2, 1$ and 10.

the nature of the vorticity field and smallness of advection (Klein *et al.* 2004). Instead, it arises as a consequence of a conservation law associated with Young & Ben Jelloul (1997)'s model. Therefore, the concentration of NIW-energy in anticyclones is a much more robust phenomenon than previously thought. In particular, it is the strongest for the intermediate regime $h/\Psi = O(1)$, when refraction, dispersion and advection are all significant.

We note that (3.3) leads to an interesting conclusion for $h/\Psi \gg 1$. In this limit, $M \rightarrow 1$ as explained above so that the refraction term in (2.1) becomes approximately $i\Delta\psi/2$. By (3.3) the time-derivative term has the same amplitude as the refraction term in (2.1), in contrast with previous treatments of the strong-dispersion limit which neglect it (Young & Ben Jelloul 1997; Balmforth *et al.* 1998). In this case, a more complete solution of (2.1) at short times is

$$M = 1 + \frac{1}{h} \iint \hat{\psi}(\mathbf{k}) e^{i\mathbf{k}\cdot\mathbf{x}} (1 - e^{-ih|\mathbf{k}|^2 t/2}) d\mathbf{k} + O((\Psi/h)^2), \quad (4.1)$$

where $\hat{\psi}(\mathbf{k})$ is the Fourier transform of the streamfunction ψ at wave number \mathbf{k} . From (4.1), the adjustment of the initial condition $M = 1$ towards the ‘balanced state’ with $M = 1 + \psi/h + O((\Psi/h)^2)$ is accompanied by the emission of $O(\Psi/h)$ -amplitude waves. Although the latter part is missing from Young & Ben Jelloul (1997) and Balmforth *et al.* (1998), (4.1) shows the correlation between $|M|$ and ψ (hence the anti-correlation between $|M|$ and the vorticity field) remains true on average. Note that a slow modulation of (4.1) should be added to describe the long-time behaviour of M (Young & Ben Jelloul 1997).

In this paper, we make the strong assumption of a steady background flow. The advective time scale L^2/Ψ typical of the flow evolution can be compared with the $O(L^2/h)$ time taken for I_1 , I_2 and I_3 to reach saturation (see figure 2) to conclude that the assumption of steadiness can be relaxed when $h \gg \Psi$. When $h/\Psi = 1$, saturation occurs for $ht/L^2 \simeq 0.3$ so the impact of unsteadiness can be expected to remain weak. In the strong

advection regime $h/\Psi \ll 1$, however, the time dependence of ψ cannot be neglected and only the short-time solution described in 3.1 remains strictly valid.

Last, the assumption that NIWs initially have much larger horizontal scales than the geostrophic flow is crucial for the results reported here. Although this holds in many parts of the ocean, NIWs can also be generated at scales similar to those of the geostrophic flow (e.g., by a moving hurricane). The study of the propagation of NIWs in a geostrophic flow with similar scales is the subject of a forthcoming paper.

Acknowledgements. This research is funded by the UK Natural Environment Research Council (grant NE/J022012/1).

Appendix A. Reduced-gravity shallow-water YBJ model

We begin by considering the reduced-gravity shallow-water system linearized about a barotropic geostrophic flow $(U, V) = (-\psi_y, \psi_x)$ (e.g., Klein *et al.* (2004)). That is, we assume $u, v \ll U, V$ and $\eta \ll H$, where H is the horizontally averaged depth of the top layer. We emphasize that, because the geostrophic flow is barotropic (i.e. the same in the top layer and beneath), there is no associated interface slope. Under these assumptions, the NIW-velocity and layer-depth perturbations obey

$$\partial_t u + U\partial_x u + V\partial_y u + u\partial_x U + v\partial_y U - fv = -g'\partial_x \eta, \quad (\text{A } 1)$$

$$\partial_t v + U\partial_x v + V\partial_y v + u\partial_x V + v\partial_y V + fu = -g'\partial_y \eta, \quad (\text{A } 2)$$

$$\partial_t \eta + U\partial_x \eta + V\partial_y \eta + H(\partial_x u + \partial_y v) = 0. \quad (\text{A } 3)$$

Nondimensionalising using $(x, y) = L(x', y')$, $\psi = \Psi\psi'$, $(u, v) = U_w(u', v')$, $\eta = HU_w/(fL)\eta'$ and $t = t'/f$, and introducing a slow time-scale $\tau = \epsilon t$, we obtain the following equation for the complex velocity $\mathcal{U} = u' + iv'$ by forming (A 1)+i(A 2):

$$\partial_t \mathcal{U} + i\mathcal{U} = -\epsilon \left(\partial_\tau \mathcal{U} + J(\psi, \mathcal{U}) + 2\eta\xi^* + i\frac{\Delta\psi}{2}\mathcal{U} + 2i\psi\xi^*\xi^* \mathcal{U}^* \right), \quad (\text{A } 4)$$

where $\xi = x + iy$ and Δ is the horizontal Laplacian. Primes in (A 4) have been omitted for simplicity. We have assumed $\epsilon = \Psi/(fL^2) \sim g'H/(f^2L^2) \ll 1$; this corresponds to assuming a low Rossby number for the background flow and a small Burger number for the waves (i.e. waves oscillating at a frequency close to f). The nondimensional version of (A 3) is

$$\partial_t \eta + \epsilon J(\psi, \eta) + (\mathcal{U}_\xi + \mathcal{U}_{\xi^*}^*) = 0. \quad (\text{A } 5)$$

An approximate solution can be sought by expanding \mathcal{U} in powers of ϵ :

$$\mathcal{U} = \mathcal{U}^{(0)} + \epsilon\mathcal{U}^{(1)} + O(\epsilon^2). \quad (\text{A } 6)$$

The leading order solution can be written as

$$\mathcal{U}^{(0)} = M(x, y, \tau)e^{-it}, \quad (\text{A } 7)$$

where M describes the spatial and long-time modulation of the NIW-field. Inserting this form in (A 5) gives the leading order depth

$$\eta = -iM_\xi e^{-it} + \text{c.c.}, \quad (\text{A } 8)$$

where c.c. denotes complex conjugate. The evolution equation for M is found at the next order by eliminating resonant terms and the dimensional version of the resulting equation is then (2.1). Eq. (2.1) is also found for continuously stratified flows when the geostrophic flow is barotropic. In this case, it applies to the projection of the NIW

amplitude onto a single vertical mode, with $g'H/f$ replaced by fr_d^2 , where r_d is the deformation radius of the vertical mode. More details on the derivation (in the continuous stratification case) can be found in Young & Ben Jelloul (1997). Note that Eq. (2.1) differs from that obtained by Falkovich *et al.* (1994) and Reznik *et al.* (2001) for the shallow-water model. This is because they consider a single-layer model in which the geostrophic flow is balanced by a sloping free surface. Our assumption of barotropic geostrophic flow and consequent absence of interface slope is more relevant to the oceanic context where geostrophic flows typically have vertical scales much larger than the mixed-layer depth.

Appendix B. NIW energy in the absence of a background flow

The energy associated with the linearized reduced-gravity shallow-water system (A 1)–(A 3) in the absence of a flow ($U = V = 0$) is

$$E = \iint \frac{1}{2}(u^2 + v^2 + \epsilon\eta^2) dx dy, \quad (\text{B } 1)$$

using the non-dimensionalisation of Appendix A. As expected, (B 1) indicates that NIWs have much more kinetic than potential energy. Inserting expansion (A 6) and solutions (A 7) and (A 8) into (B 1) gives $E = E_0 + \epsilon E_1 + O(\epsilon^2)$, where

$$E_0 = \iint \frac{1}{2}|M|^2 dx dy \quad \text{and} \quad E_1 = \iint \left(2|M_\xi|^2 + M e^{-it} \mathcal{U}_1^* - M_\xi^2 e^{-2it} + \text{c.c.} \right) dx dy.$$

E_0 is the NIW-kinetic energy appearing in (2.5). Because \mathcal{U}_1 varies as e^{it} (since secular terms were removed, see Young & Ben Jelloul (1997), equation (2.25)), the fast-time average of E_1 is just the first term, which is clearly proportional to I_2 .

Thus, for $\psi = 0$, conservation of total energy averaged over fast-time gives (2.5) at leading order and (2.6) at the next order. Note that (2.5)–(2.6) are exact conservation laws for the YBJ model but only adiabatic invariants, i.e. approximate conservation laws, for the parent shallow-water model (e.g., Cotter & Reich 2004).

REFERENCES

- BALMFORTH, N.J., LLEWELLYN SMITH, S.G. & YOUNG, W.R. 1998 Enhanced dispersion of near-inertial waves in an idealized geostrophic flow. *J. Mar. Res.* **56**, 1–40.
- COTTER, C. J. & REICH, S. 2004 Adiabatic invariance and applications: From molecular dynamics to numerical weather prediction. *BIT Numer. Math.* **44**, 439–455.
- CUSHMAN-ROISIN, B. 1994 *Introduction to Geophysical Fluid Dynamics*. Prentice Hall.
- DANIOUX, E., KLEIN, P. & RIVIÈRE, P. 2008 Propagation of wind energy into the deep ocean through a fully turbulent mesoscale eddy field. *J. Phys. Oceanogr.* **38**, 2224–2241.
- ELIPOT, S., LUMPKIN, R. & PRIETO, G. 2010 Modification of inertial oscillations by the mesoscale eddy field. *J. Geophys. Res.* **115**, C09010.
- FALKOVICH, G., KUZNETSOV, E. & MEDVEDEV, S. 1994 Nonlinear interaction between long inertio-gravity waves and rossby waves. *Nonlin. Processes in Geophys.* **1**, 168–171.
- FERRARI, R. & WUNSCH, C. 2009 Ocean circulation kinetic energy: Reservoirs, sources, and sinks. *Annu. Rev. Fluid Mech.* **41**, 253–282.
- GRANATA, T., WIGGERT, J. & DICKEY, T. 1995 Trapped, near-inertial waves and enhanced chlorophyll distributions. *J. Geophys. Res.* **100** (C10), 20793–20804.
- JOYCE, T.M., TOOLE, J.M., KLEIN, P. & THOMAS, L.N. 2013 A near-inertial mode observed within a gulf stream warm-core ring. *J. Geophys. Res.* **118**, 1797–1806.
- KLEIN, P., LLEWELLYN SMITH, S. & LAPEYRE, G. 2004 Organization of near-inertial energy by an eddy field. *Q. J. R. Meteorol. Soc.* **130**, 1153–1166.

- KUNZE, E. 1985 Near-inertial wave propagation in geostrophic shear. *J. Phys. Oceanogr.* **15**, 544–565.
- KUNZE, E. & SANFORD, T.B. 1984 Observations of near-inertial waves in a front. *J. Phys. Oceanogr.* **14**, 566–581.
- LEE, D.-K. & NILLER, P. P. 1998 The inertial chimney: the near-inertial energy drainage from the ocean surface to the deep layer. *J. Geophys. Res.* **103 (C4)**, 7579–7591.
- LLEWELLYN SMITH, S. 1999 Near-inertial oscillations of a barotropic vortex: Trapped modes and time evolution. *J. Phys. Oceanogr.* **29**, 747–761.
- REZNIK, G.M., ZEITLIN, V. & BEN JELLOUL, M. 2001 Nonlinear theory of geostrophic adjustment. part 1. rotating shallow-water model. *J. Fluid Mech.* **445**, 93–120.
- XIE, J.-H. & VANNESTE, J. 2015 A generalised-lagrangian-mean model of the interactions between near-inertial waves and mean flow. *J. Fluid Mech.* *In revision*.
- YOUNG, W.R. & BEN JELLOUL, M. 1997 Propagation of near-inertial oscillations through a geostrophic flow. *J. Mar. Res.* **55**, 735–766.
- ZHAI, X., GREATBACH, R. J. & ZHAO, J. 2005 Enhanced vertical propagation of storm-induced near-inertial energy in an eddying ocean channel model. *Geophys. Res. Lett.* **32**, L18602.