

Simple Certificate of Solvability of Power Flow Equations for Distribution Systems

Suhyoun Yu, Hung D. Nguyen, and Konstantin S. Turitsyn
Department of Mechanical Engineering
Massachusetts Institute of Technology
Cambridge, MA 02139
Email: syu2@mit.edu, hungtd@mit.edu, and turitsyn@mit.edu

Abstract—Power flow solvable boundary plays an important role in contingency analysis, security assessment, and planning processes. However, to construct the real solvable boundary in multidimensional parameter space is burdensome and time consuming. In this paper, we develop a new technique to approximate the solvable boundary of distribution systems based on Banach fixed point theorem. Not only the new technique is fast and non-iterative, but also the approximated boundary is more valuable to system operators in the sense that it is closer to the feasible region. Moreover, a simple solvable criterion is also introduced that can serve as a security constraint in various planning and operational problems.

Index Terms—Distribution systems, power flow, solvability, security constraint, voltage stability.

I. INTRODUCTION

The penetration of renewable energy sources is expected to increase substantially in the near future. Besides numerous advantages of such more environmentally friendly resources, additional risks may make the distribution system more vulnerable to instability [1]. Voltage security is one of main existing issues that we need to address carefully and thoroughly in order to operate the systems in a reliable and secure fashion. Hence, the system operators also need to know the system limits which require faster and more reliable security assessment tools. In fact, static voltage stability criteria is widely used by system operators [2], [3]; moreover, it has been argued that static analysis is preferred over dynamic approach [4]. Most of static analysis techniques rely on the solution of quasi-steady state analysis or power flow problem. The concept of quasi-steady state is based on the assumption of slow dynamics so that the power system can be considered in steady state.

These power flow equations have been posing much difficulty to the engineers due to their inherent nonlinearity and high computational cost of finding solutions with conventional approaches [5]. Iterative methods such as Newton-Raphson or Gauss-Seidel methods are the most widely used by power flow solvers for the following reasons. First, the solution can be found after several iterations in most of the cases, and the iterative methods can be easily scaled to bulk systems. Second, the solutions obtained can be used for control purposes. However, these iterative methods may be subject to divergence due to either bad initial guesses, proximity to solvable boundaries, or the nonexistence of solutions [6].

In order to overcome such handicaps, numerous attempts have been made to design more efficient and accurate ways to solve or certify existence of solutions to those equations [7]–[9]. Among them, in [10], Bolognani proposed a method of certifying the solvability of power flow equations using the Banach Fixed Point Theorem. The resulting criterion has a simple algebraic representation and dramatically reduces the computational of assessing system security. The downside of the approach is the conservativeness of the criterion and its inability to certify the solvability of the whole region. The motivation for this paper is to extend Bolognani's criterion and alleviate the conservativeness observed in the original definition.

The key contributions of this paper are as follows. We analyze an extension of Bolognani's criterion and develop a new mathematical criterion for solvability certification. Then, we derive a simple algebraic representation and propose a new technique for fast and non-iterative characterization and visualization of the solvability boundaries in a multidimensional parameter space. Finally, two important applications for solvable boundary approximation and security constraint optimization are presented.

In section II, we describe the nonlinear power flow equations and the notations that be used throughout this paper, followed by a brief explanation of the criterion established by Bolognani which is the motivation for this paper. The method for extending Bolognani's criterion, along with its proof, be presented in section III. Then, section IV displays the 2-bus simulation results and related empirical observation that discuss the relationship between the resulting ellipsoids and rhombuses. This section also discusses the algorithm, or the convex hull method for constructing outermost rhombuses that can be observed from simulations. Section V provides with more simulations of 3-bus and 13-bus radial systems, which is followed by section VI where main results are discussed. In section VII, we introduce two possible application of this modification.

II. POWER FLOW PROBLEM AND SOLVABLE BOUNDARY APPROXIMATION

A. Power Flow Equations

In this work we use the notation introduced originally by Bolognani in [10]. Let $\mathcal{L} := \{1, \dots, n\}$ be the index set

denoting all load buses, and let index 0 correspond to the slack bus. For $h \in \mathcal{L}$, let $v_h \in \mathbb{C}$ and $i_h \in \mathbb{C}$ be the voltage and current, respectively, that define each load bus, and let $v, i \in \mathbb{C}^{n+1}$ be complex vectors with entries of v_h and i_h , respectively. Also, let $s_h \in \mathbb{C}$ be the imposed power at each load bus with $s \in \mathbb{C}^{n+1}$ as the vector with s_h as entries. We assume that the voltage level at slack bus is fixed at $v_0 = V_0$.

The power flow equations establish the relation between the power flows injected and consumed at each bus and the corresponding voltage and current levels:

$$v_h \bar{i}_h = s_h \quad \forall h \in \mathcal{L} := 1, \dots, n$$

where the bar denotes the complex conjugate of the given vector. The power flow equations need to be supplemented with Kirchhoff laws that can be represented in the following form:

$$v_L = v_0 \mathbb{1} + Z i_{\mathcal{L}}, \text{ where } Z := Y_{\mathcal{L}\mathcal{L}}^{-1}$$

where $\mathbb{1}$ is a vector with all components equal to 1, i.e. $\mathbb{1}_h = 1$.

In this work, we only consider PQ buses, so the values of s 's are assumed to be given. The extension for PV buses is rather straightforward and is also described in [10].

B. Bolognani's certificate of solvability

A sufficient condition for existence of a particular solution to the nonlinear power flow equations was derived in [10] and forms the foundation of the algorithm proposed in this work. The criterion is based on reformulation of power flow equation as fixed point of nonlinear map, i.e. equation of the form $f = G(f)$, where the map is defined via the following function:

$$G(f) := -\frac{1}{V_0^2} \text{diag}(f + s_{\mathcal{L}}) Z (\bar{f} + \bar{s}_{\mathcal{L}}) \quad (1)$$

and the quantity f is related to bus voltage and current levels via the following relation:

$$f := v_0 \bar{i}_{\mathcal{L}} - s_{\mathcal{L}} = V_0 \bar{i}_{\mathcal{L}} - s_{\mathcal{L}}$$

The existence of solution is certified by proving that the function $G(f)$ is contractive, and thus the solution exists. The final criterion can be compactly expressed as the following condition on the power flow levels:

$$4 \|Z\|_2^* \cdot \|s_{\mathcal{L}}\|_2 \leq V_0^2, \quad (2)$$

with the ‘‘nuclear’’ matrix norm defined as

$$\|A\|_2^* = \max_h \sqrt{\sum_j A_{hj}^2} \quad (3)$$

Similar relation can be derived also for 1-norms. In this case one has

$$4 \|Z\|_{\infty}^* \cdot \|s_{\mathcal{L}}\|_1 \leq V_0^2 \quad (4)$$

$$\|A\|_{\infty}^* = \max_{h,k} |A_{hk}| \quad (5)$$

Whenever the relation (2) is satisfied for some power flow injection vector s , the power flow equations are proven to have a solution. Some additional properties of this solution were proven in the original work [10].

III. EXTENSION OF THE SOLVABILITY CERTIFICATE

The solvability certificate defined by (2) is not unique. In fact, it was noted in the original work [10], that it can be generalized by rescaling the power and voltage vectors in the original power flow equations. In this work we explore this freedom and show that these rescalings can be used to extend the criterion, and make it both less conservative and more computationally tractable.

To extend the criterion we replace f with $\Lambda \varphi$, where Λ is some diagonal matrix in $\mathbb{R}^{n \times n}$ and φ some vertical vector in \mathbb{R}^n . Then we have:

$$f = \Lambda \varphi = \begin{bmatrix} \lambda_1 \varphi_1 \\ \lambda_2 \varphi_2 \\ \vdots \\ \lambda_n \varphi_n \end{bmatrix}$$

It follows from (1) that

$$\varphi_i = -\frac{1}{V_0^2} (\varphi_i + \lambda_i^{-1} s_i) \sum_{j=1}^n (Z_{ij} \lambda_j) (\bar{\varphi}_j + \lambda_j^{-1} \bar{s}_j) \quad (6)$$

Notice that this equation has the same structure as (1), so the same techniques that were used to prove the solvability based on (2) can be applied to this equation. Then the revised criterion can be rewritten as

$$4 \|Z\Lambda\|^* \cdot \|\Lambda^{-1} s_{\mathcal{L}}\| \leq V_0^2 \quad (7)$$

The key idea behind the approach explored in this work is to characterize the whole union of certificates defined by the inequalities (7) for all possible diagonal matrices Λ . More precisely we are interested in characterization of the set defined formally as

$$\mathcal{P} = \{s_{\mathcal{L}} : \exists \Lambda \text{ such that } 4 \|Z\Lambda\|^* \cdot \|\Lambda^{-1} s_{\mathcal{L}}\| \leq V_0^2\} \quad (8)$$

In the following sections we present the results of our analysis. In the section IV we report the results of numerical analysis on various models, whereas in section V we provide preliminary results from theoretical characterization of the set \mathcal{P} .

IV. SIMULATION RESULTS

We start our analysis by considering simplest possible radial system composed of 2 and 3 buses. To visually characterize the union of certificates generated by different matrices Λ in (7) we can simply plot the boundaries corresponding to different Λ on top of each other.

In Figure 1 we present results of analysis of a simple two bus system with one slack bus and one PQ bus characterized by levels of power consumption defined by P and Q . In this model we assume, without loss of generality, that the line is purely resistive. More realistic situations can be recovered by rotating the vector s in complex plane by an angle defined by the impedance of the lines. We overlay the plots of the actual solution boundary and the certificates constructed with the original criterion (2) as well as the modified ones (7). Several observations can be made from Figure 1. First, it

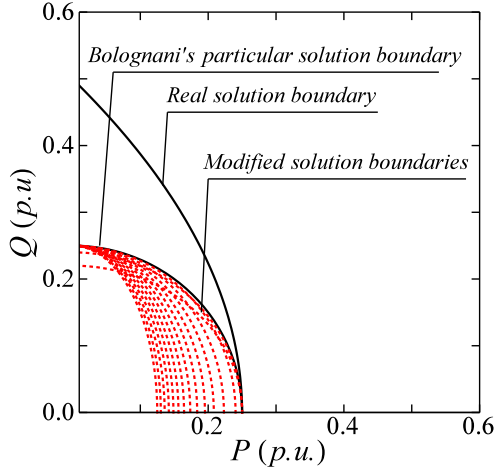


Fig. 1: The dotted curves illustrate the solvable boundary from varying rescalings for a 2-bus network. The rescaled regions cover only fractions of the solution region certified by Bolognani's criterion, hence represents more conservative solution boundaries.

can be clearly seen that certificates defined by (2) and (7) do not cover the whole region where the solution to power flow equation exists. Second, one can see that rescaling does affect the region certified by the criterion. Finally, one can see that the original criterion (2) is the least conservative boundary, so rescaling does not increase the size of the region certified to have a power flow solution. As we will see, this last observation does not apply to more general systems discussed below.

Next, we consider a more complicated case of a 3-bus radial system with two PQ buses. In the 3-bus system, both of the power lines between buses 1 – 2 and 2 – 3 have the same values of resistance and inductance: $r = 0.0734 p.u.$ and $x = 0.2581 p.u.$. We consider the case in which $P_1 = P_2$ and $Q_1 = Q_2$. To understand the impact of the rescaling we consider diagonal matrices Λ with elements in the range $\Lambda_{ii} \in [0.5, 25]$. The impedance matrix Z in this problem is given by

$$Z = \begin{bmatrix} -\frac{1}{7} & -\frac{1}{7} \\ -\frac{1}{7} & -\frac{64}{203} + j\frac{2}{29} \end{bmatrix}$$

Figures 2 and 3 illustrate unions of P v.s. Q plots with regions corresponding to certificates produced by different diagonal matrices Λ . Figure 2 represents the union of 64-many PQ plots corresponding to $\|\cdot\|_2^*$ norm as and Figure 3 represents the union of plots from $\|\cdot\|_\infty^*$ norm. The key observation that one can draw from these plots is that the outer boundary of the union of all certificates has a simple polytope, that we refer to as a ‘‘Rhombus’’ in our figures due to the shape of its projection. Second, as one can see the outer boundary improved the certificate provided by each

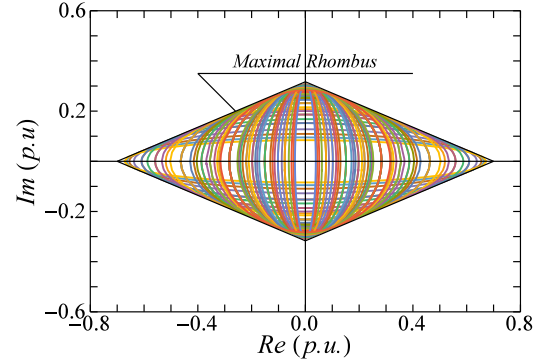


Fig. 2: 64 elliptical solvable regions for the given 3-bus network. Note that the contour of the union of the ellipses forms a geometry identical to that of the union of rhombuses in Figure 3.

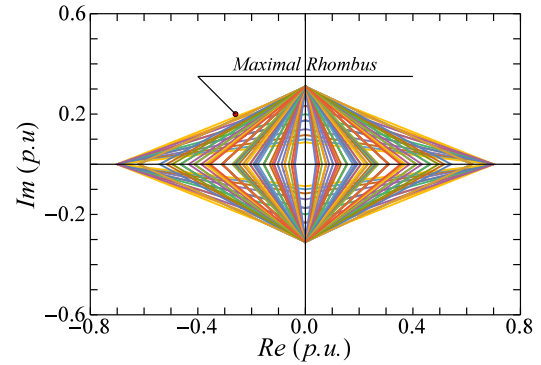


Fig. 3: 64 rhombus-shaped solvable regions for the 3-bus network.

individual Λ and provides a less conservative way of checking the system solvability. Finally, it is important to note, that the outer boundary of both the $\|\cdot\|_\infty^*$ -norm union and $\|\cdot\|_2^*$ -norm union is the same. This observation suggests that this boundary can be characterized by a simple algebraic expression.

On figure 4 we provide yet another empirical confirmation of our observation by looking at the projections plots of the 13-bus network, assuming $P_1 = P_2 = P_3 = P_4 = P_5 = \frac{1}{2}P_6 = \frac{1}{2}P_7 = \frac{1}{2}P_8 = \frac{1}{2}P_9 = \frac{1}{2}P_{10} = \frac{1}{4}P_{11} = \frac{1}{4}P_{12}$ and $Q_1 = Q_2 = Q_3 = Q_4 = Q_5 = \frac{1}{2}Q_6 = \frac{1}{2}Q_7 = \frac{1}{2}Q_8 = \frac{1}{2}Q_9 = \frac{1}{2}Q_{10} = \frac{1}{4}Q_{11} = \frac{1}{4}Q_{12}$. The 13-bus network configuration and data is described in [11]. Moreover, fixed shunt capacitors are installed at buses 3, 4, 6, 9, 10, 13 with the capacities of 0.2, 0.1, 0.05, 0.05, 0.05, 0.1, respectively. The unit of the capacities are in $p.u.$. The impedance matrix $Z \in \mathbb{R}^{12 \times 12}$ is then computed, and the plot for P v.s. Q is plotted using the

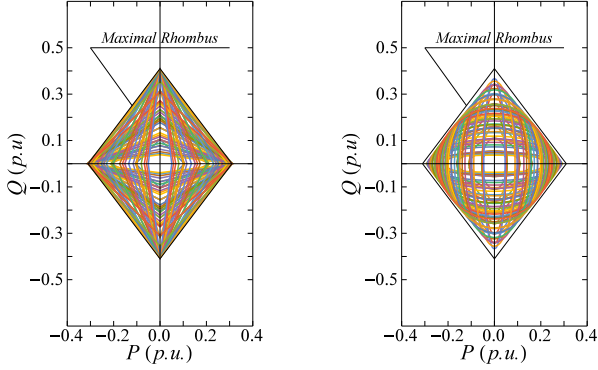


Fig. 4: Projection of 1st and 2nd variables' plane for 13-bus network. On the left is the rescaled regions from the definition from (5), and on the right is from (3).

modified criterion, using both norms $\|\cdot\|_2^*$ and $\|\cdot\|_\infty^*$. Again, we see that the union is always a simple geometric shape that looks like a rhombus on the projection plane.

In the following section, based on our empirical observations we introduce a conjecture that defines the solvability certificate in terms of the simple piecewise linear function defining the convex hull of the critical points.

V. CONSTRUCTING THE OUTERMOST RHOMBUS

In this section, we propose a method for constructing an algebraic representation of the “Maximal rhombus” shape that we observed in our numerical experiments. This shape is most easily constructed using the representation (4). Consider the rescaling defined by $\lambda_k^{-1} = \max_h |Z_{hk}|$. In this case the nuclear norm of the matrix $\|Z\Lambda\|_\infty^* = 1$ that can be easily checked from the definition (5). The certificate is then reduced to

$$\sum_k \left| \frac{s_k}{s_k^{\max}} \right| \leq 1 \quad (9)$$

where the value of s_k^{\max} is given by the following expression:

$$s_k^{\max} = \frac{V_0^2}{4 \max_h |Z_{hk}|} \quad (10)$$

Note that the expression (9) defines the convex hull of critical points $s^{(k)} = s_k^{\max} e_k$, where the unit vectors e_k define the rectangular coordinate system in the s -space. One can easily show that the polytope defined by (9) is the envelope of union of polytopes defined by the rescaled version of (4). It is also easy to check that it encompasses all the critical ellipsoids defined by the rescaled version of (2) with $\Lambda_k \rightarrow \infty$. At this stage we don't know the conditions under which the union of all the rescaled ellipsoids coincides with the convex hull defined by (9), however our numerical experiments show that it is often the case.

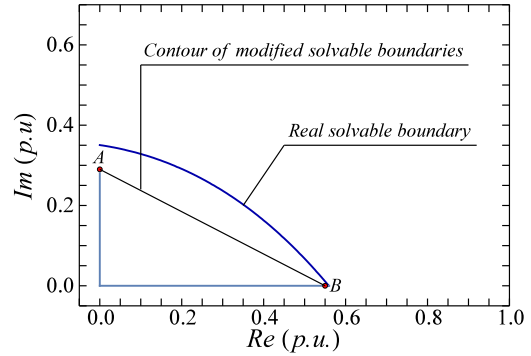


Fig. 5: The plot displays two different solvable boundaries of 3-bus system; one, the actual solution boundary for a 3-bus network, and two, the contour of the union of elliptical rescaled solvable boundaries. The contour was plotted using the method for constructing the “Outermost Rhombus”.

VI. COMPARISON WITH REAL BOUNDARY

As the certificate can be naturally used to guarantee the existence of power flow equation solutions it is reasonable to assess its conservativeness by comparing the certified region to the actual solution boundary. On Figure 5 we perform this comparison for the 3-bus example system. Here the outermost curve indicates the actual solution boundary found via Groebner basis approach explained in [5]. The polytope shown represents the first quadrant part of the convex hull as defined in (9). As expected, the polytope lies inside the solvability region, and provides a remarkably tight approximation of this boundary.

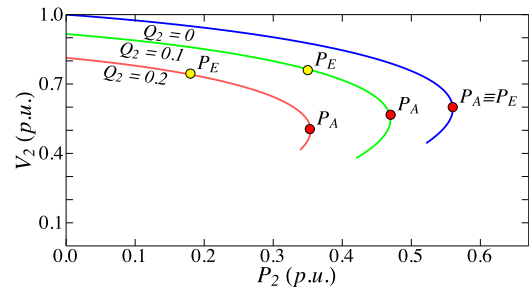


Fig. 6: The PV curves at load bus 2 with different levels of reactive power in the 3-bus system.

As a supplement to Figure 5, Figure 6 presents 3 PV curves corresponding to different fixed values of reactive power $Q_2 = Q_3$. P_A and P_E indicate the actual value and estimated value of maximum active power, respectively. For $Q_2 = 0$, the two values match as shown at point B in Figure 5. Interestingly enough, the certificate is tight for purely active power flows

or DC power flow, but is more conservative as the amount of reactive power consumption is increased.

VII. PRACTICAL APPLICATIONS

In this section, we propose two important applications of the solvability certificate derived above.

A. Non-iterative approximation of solvable boundaries

In steady state analysis or power flow problem, the solvable boundary consists points corresponding to saddle-node bifurcation where the Jacobian matrix becomes singular. Knowing the solvable boundary of the system is essential to system operators because it indicates the limit of the system and the threats to viability of the system operation [12]. However, constructing the solvable boundary in multi-dimensional parameter space is difficult due to the complexity of the system [13]. It has been drawing much attention for decades, and most of the proposed techniques are computationally prohibitive iterative methods [12], [14]–[16], which may suffer from the divergence problem. On the other hand, the simple linear criterion derive in this work a reasonable alternative to characterize non-iteratively the solvable boundary. Besides computational efficiency provided, a prompt technique for visualization of the solvable boundary is extremely helpful not only in contingency analysis and planning processes, but also in emergency controls where faster decision-making is required. Moreover, by construction, the approximated region bounded by the outermost rhombus is inscribed in the actual solvability boundary; hence, the approximated boundary is closer to the feasible region in which the operational constraints are satisfied.

B. Solvability criterion for security constraints

Another important application can be developed from simple the solvability criterion described in (9). The simple criterion can be incorporated as a security constraint in planning and operational problems such as OPF. Whenever the solvability criterion is satisfied, the system is guaranteed to possess a solution to the corresponding power flow problem. The simple criterion (9) is also useful for corrective control. For example, one can use this to find optimal load shedding.

Moreover, note that the proposed simple criterion can be expressed in terms of the slack bus voltage, V_0 . Other forms of solvable criteria are described in [17], [18]. In the future work, we plan to extend the proposed criterion to take in account the feasibility of the solutions, including voltage and current criteria. We expect that the new criterion could be applied directly to assess quasi-static voltage stability and would help to avoid voltage collapse in static scenarios.

VIII. CONCLUSIONS

In this work, we extended the solvability criterion derived in [10] by exploring the freedom associated with rescaling matrices Λ . We observed, that the union of the regions described by these certificate has often a simple polynomial shape and can be represented as a convex hull of relatively

small number of points represented by the expression (9). This simple solvability certificate depends only on the system configuration and can be naturally used as voltage security constraint.

In future works, we plan to develop a new method to identify feasible load change and design secondary voltage control based on the definition of the polytopic solvability certificate. Moreover, we plan to explore the possibility of using this criterion as static voltage stability indicator.

IX. ACKNOWLEDGEMENT

We thank the NSF, MIT/Skoltech, and Masdar Initiative, as well as the Vietnam Education Foundation for their supports.

REFERENCES

- [1] K. Morison, L. Wang, and P. Kundur, "Power system security assessment," *Power and Energy Magazine, IEEE*, vol. 2, no. 5, pp. 30–39, Sept 2004.
- [2] L. Xie, J. Ilic, and M. Ilic, "Novel performance index and multi-layered information structure for monitoring quasi-static voltage problems," in *PESGM, 2007. IEEE*. IEEE, 2007, pp. 1–7.
- [3] L. Xie, Y. Chen, and H. Liao, "Distributed online monitoring of quasi-static voltage collapse in multi-area power systems," *Power Systems, IEEE Transactions on*, vol. 27, no. 4, pp. 2271–2279, Nov 2012.
- [4] G. Morison, B. Gao, and P. Kundur, "Voltage stability analysis using static and dynamic approaches," *Power Systems, IEEE Transactions on*, vol. 8, no. 3, pp. 1159–1171, 1993.
- [5] Hung D. Nguyen and Konstantin S. Turitsyn, "Appearance of multiple stable load flow solutions under power flow reversal conditions," in *Power & Energy Society General Meeting*. IEEE, 2014.
- [6] Hung Nguyen Dinh, Yong Tae Yoon, Minh Y Nguyen, "A new approach for corrective and preventive control to unsolvable case in power networks having ders," *JEET*, vol. 8, no. 3, pp. 411–420, May 2013.
- [7] C. Coffrin and P. Van Hentenryck, "A linear-programming approximation of ac power flows," *INFORMS Journal on Computing*, 2014.
- [8] Arthur R. Bergen, Vijay Vittal, "Power systems analysis," 2000.
- [9] S. Cvijic, P. Feldmann, and M. Hie, "Applications of homotopy for solving ac power flow and ac optimal power flow," in *Power and Energy Society General Meeting, 2012 IEEE*, July 2012, pp. 1–8.
- [10] S. Bolognani and S. Zampieri, "On the existence and linear approximation of the power flow solution in power distribution networks," *arXiv preprint arXiv:1403.5031*, 2014.
- [11] H. Nguyen, D. and K. Turitsyn, "Voltage multistability and pulse emergency control for distribution system with power flow reversal," *arXiv preprint arXiv:1407.1355*, 2014.
- [12] T. J. Overbye, "A power flow measure for unsolvable cases," *Power Systems, IEEE Transactions on*, vol. 9, no. 3, pp. 1359–1365, 1994.
- [13] V. Venkatasubramanian, H. Schattler, and J. Zaborszky, "Local bifurcations and feasibility regions in differential-algebraic systems," *Automatic Control, IEEE Transactions on*, vol. 40, no. 12, pp. 1992–2013, 1995.
- [14] T. J. Overbye, "Computation of a practical method to restore power flow solvability," *Power Systems, IEEE Transactions on*, vol. 10, no. 1, pp. 280–287, 1995.
- [15] Y. V. Makarov, D. J. Hill, and Z.-Y. Dong, "Computation of bifurcation boundaries for power systems: a new Δ -plane method," *Circuits and Systems I: Fundamental Theory and Applications, IEEE Transactions on*, vol. 47, no. 4, pp. 536–544, 2000.
- [16] S.-H. Li and H.-D. Chiang, "Continuation power flow with nonlinear power injection variations: a piecewise linear approximation," *Power Systems, IEEE Transactions on*, vol. 23, no. 4, pp. 1637–1643, 2008.
- [17] J. Thorp, D. Schulz, and M. Ilić-Spong, "Reactive power-voltage problem: conditions for the existence of solution and localized disturbance propagation," *IJEPES*, vol. 8, no. 2, pp. 66–74, 1986.
- [18] D. K. Molzahn, B. C. Lesieutre, and C. L. DeMarco, "A sufficient condition for power flow insolvability with applications to voltage stability margins," *arXiv preprint arXiv:1204.6285*, 2012.