

Expanding the Interpolator Basis in the Variational Method to Explicitly Account for Backward Running States

Rainer W. Schiel*

Institut für Theoretische Physik, Universität Regensburg, 93040 Regensburg, Germany

(Dated: May 24, 2022)

In this paper, I show that backward (in time) running states can be explicitly accounted for by expanding the interpolator basis in the variational method in lattice QCD. The backward running states can then be removed by choosing an appropriate linear combination of interpolators, which improves the signal significantly. The proof of principle, which also makes use of the Time-Shift Trick (Generalized Pencil-of-Functions method), will be delivered at an example on a 64^4 lattice close to the physical pion mass.

PACS numbers: 02.10.Ud, 12.38.Gc

Keywords: Lattice QCD, Variational Method, Generalized Eigenvalue Problem, Spectroscopy, Hadron Structure

Introduction.— In lattice QCD, the variational method [1–4] has become a widely used method to separate physical states. Its main application is spectroscopy (recent examples are, e.g., [5–14]), but it has also been successfully used to extract specific physical states in hadron structure calculations (e.g., [15–19]). In this paper, I show that backward (in time) running states can be explicitly accounted for by expanding the interpolator basis in the variational method. This is important for studies where the backward propagating states are not negligible compared to the forward propagating ones in the time range of interest. The backward propagating states can then be eliminated with a properly chosen linear combination of interpolators. For the proof of principle, the additional interpolators are obtained “for free” using the Time-Shift Trick (Generalized Pencil-of-Function method), which I will also briefly review in this paper.

The Variational Method.— The standard variational method uses several interpolators $\mathcal{I}_i, i = 1, \dots, N_{\mathcal{I}}$ to separate the physical states $s_i, i = 1, \dots, N_s$, with energies E_i . Typically, one assumes that the number of significantly contributing physical states is equal to the number of interpolators $N_{\mathcal{I}} = N_s \equiv N$. The interpolators couple to the physical states through

$$\langle s_i | \mathcal{I}_j^\dagger | 0 \rangle = a_{ij}.$$

On a lattice with (anti)periodic boundary conditions, the correlation matrix is

$$\begin{aligned} C_{ij}(t) &\equiv \langle \mathcal{I}_i(t) | \mathcal{I}_j^\dagger(0) \rangle \\ &= \sum_k \langle 0 | \mathcal{I}_i | s_k \rangle \langle s_k | \mathcal{I}_j^\dagger | 0 \rangle \exp(-E_k t) \\ &\quad + \sum_k \langle 0 | \mathcal{I}_j^\dagger | s_k \rangle \langle s_k | \mathcal{I}_i | 0 \rangle \exp(-E_k(T-t)) \\ &= \sum_k a_{ik}^\dagger a_{kj} \exp(-E_k t) \\ &\quad + \sum_k b_{ik}^\dagger b_{kj} \exp(-E_k(T-t)), \end{aligned} \quad (1)$$

where T is the temporal extent of the lattice and I have introduced $b_{ij} \equiv \langle 0 | \mathcal{I}_j^\dagger | s_i \rangle$. The first term in Eq. (1) contains the

forward moving and the second term the backward moving states. Neglecting the backward moving states (which is often a good approximation), Eq. (1) becomes

$$C_{ij}(t) = \sum_k a_{ik}^\dagger a_{kj} \exp(-E_k t).$$

One proceeds by solving the generalized eigenvalue problem

$$\sum_j C_{ij}(t_1) v_j^{(k)} = \lambda^{(k)} \sum_j C_{ij}(t_0) v_j^{(k)},$$

where I denote the k^{th} eigenvalue and -vector with $\lambda^{(k)}$ and $v_j^{(k)}$, respectively. This is equivalent to finding the eigenvectors and -values of the matrix

$$\begin{aligned} G_{ij}(t_0, t_1) &\equiv \sum_k C_{ik}^{-1}(t_0) C_{kj}(t_1) \\ &= \sum_k a_{ik}^{-1} a_{kj} \exp(-E_k(t_1 - t_0)). \end{aligned} \quad (2)$$

One sees immediately that the eigenvalues are $\exp(-E_i(t_1 - t_0))$ and the i^{th} eigenvector, with components j , is $v_j^{(i)} = a_{ji}^{-1}$. We can then construct optimal interpolators $\mathcal{I}_{\text{opt}}^{(i)\dagger} \equiv \sum_j \mathcal{I}_j^\dagger v_j^{(i)}$ which couple – at least in principle – only to the physical state s_i :

$$\langle s_k | \mathcal{I}_{\text{opt}}^{(i)\dagger} | 0 \rangle = \sum_j \langle s_k | \mathcal{I}_j^\dagger | 0 \rangle v_j^{(i)} = \sum_j a_{kj} a_{ji}^{-1} = \delta_{ki}.$$

While this method works extremely well in many cases (see, e.g., [5–19]), it fails for lattices with (anti)periodic boundary conditions when the backward running states are so light that they do not decay sufficiently fast and contribute significantly on the left side. In Figure 1, I show this problem for pions on a 64^4 ensemble with Wilson gauge action, $N_f = 2$ flavors of dynamical Wilson (Clover) fermions, $\beta = 5.29$ (corresponding to $a \approx 0.07$ fm) and $\kappa = 0.13640$, where the pion has a mass of approximately 150 MeV. For ensembles like this one, but also at much larger pion masses, the variational method has to be modified to yield reasonable results.

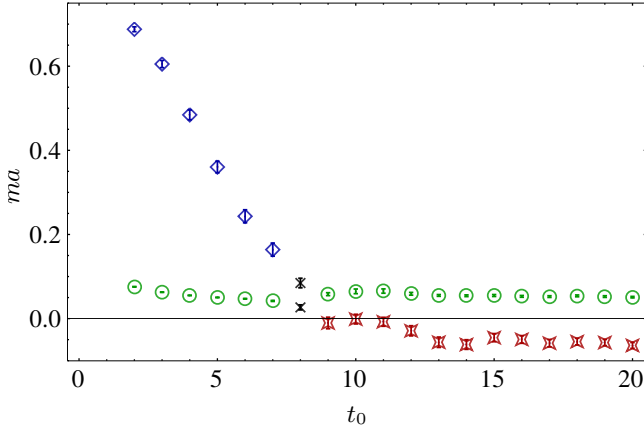


FIG. 1: The mass eigenvalues, found with the traditional variational method with two interpolators, applied to the pion. For $t \geq 9$, this method extracts the forward (green circles) and backward (red stars) running pion. For $t \leq 7$, it finds the pion and an excited state (blue diamonds), but the excited state does not form a plateau. For $t = 8$, the identification of the found states is unclear (black crosses).

The cosh Method.— The straightforward way to account for the backward running states is to replace the exponential decays by coshs (and sinhs, see below). As an example, I use two interpolators for the pion (π) and excited pion (π^*) states, $\mathcal{I}_1 = \Pi = \bar{d}\gamma_5 u$ and $\mathcal{I}_2 = A_0 = \bar{d}\gamma_5 \gamma_4 u$. The adjoint interpolators, which couple to the antiparticle, are:

$$\begin{aligned}\Pi^\dagger &= (\bar{d}\gamma_5 u)^\dagger = \bar{u}\gamma_5 d \\ A_0^\dagger &= (\bar{d}\gamma_5 \gamma_4 u)^\dagger = \bar{u}\gamma_4 \gamma_5 d = -\bar{u}\gamma_5 \gamma_4 d.\end{aligned}$$

In simulations in which the up and down quarks are identical (i.e., most of the current simulations), one finds

$$\begin{aligned}\langle \pi^+ | \Pi^\dagger | 0 \rangle &= \langle \pi^- | \Pi | 0 \rangle \\ \langle \pi^+ | A_0^\dagger | 0 \rangle &= -\langle \pi^- | A_0 | 0 \rangle,\end{aligned}$$

and equivalently for the excited pion. In other words, $b_{1i}^\dagger = a_{i1}$ and $b_{2i}^\dagger = -a_{i2}$. The relative minus sign between these expressions is responsible for the fact that $\langle A_0 | \Pi^\dagger \rangle$ and $\langle \Pi | A_0^\dagger \rangle$ have a sinh-like time dependence, while $\langle \Pi | \Pi^\dagger \rangle$ and $\langle A_0 | A_0^\dagger \rangle$ are cosh-like. Assuming that the a_{ij} are real, Eq. (1) becomes

$$\begin{aligned}\langle \Pi(t) | \Pi^\dagger(0) \rangle &= 2a_{11}^2 \exp(-E_\pi T/2) \cosh(E_\pi \bar{t}) \\ &\quad + 2a_{21}^2 \exp(-E_* T/2) \cosh(E_* \bar{t}) \\ \langle A_0(t) | A_0^\dagger(0) \rangle &= 2a_{12}^2 \exp(-E_\pi T/2) \cosh(E_\pi \bar{t}) \\ &\quad + 2a_{22}^2 \exp(-E_* T/2) \cosh(E_* \bar{t}) \\ \langle A_0(t) | \Pi^\dagger(0) \rangle &= -2a_{11}a_{12} \exp(-E_\pi T/2) \sinh(E_\pi \bar{t}) \\ &\quad - 2a_{21}a_{22} \exp(-E_* T/2) \sinh(E_* \bar{t}) \\ &= \langle \Pi(t) | A_0^\dagger(0) \rangle,\end{aligned}\quad (3)$$

where I have used $E_* \equiv E_{\pi^*}$ and $\bar{t} \equiv t - T/2$ for brevity. Eqs. (3) have to be solved numerically and it turns out that

the solution is numerically not very stable and needs some “supervision”. Once the a_{ij} have been found, one can again construct optimal interpolators for the forward running states by $\mathcal{I}_{\text{opt}}^{(i)\dagger} = \sum_j \mathcal{I}_j^\dagger a_{ji}^{-1}$. One finds for an arbitrary operator \mathcal{O} :

$$\begin{aligned}\langle \mathcal{O}(t) | \mathcal{I}_{\text{opt}}^{(i)\dagger}(0) \rangle &= \sum_j \langle \mathcal{O}(t) | \mathcal{I}_j^\dagger(0) \rangle a_{ji}^{-1} \\ &= \sum_{k,j} \langle 0 | \mathcal{O} | s_k \rangle \langle s_k | \mathcal{I}_j^\dagger | 0 \rangle a_{ji}^{-1} \exp(-E_k t) \\ &\quad + \sum_{k,j} \langle 0 | \mathcal{I}_j^\dagger | s_k \rangle \langle s_k | \mathcal{O} | 0 \rangle a_{ji}^{-1} \exp(-E_k(T-t)) \\ &= \langle 0 | \mathcal{O} | s_i \rangle \exp(-E_i t) \\ &\quad + \sum_{k,j} \langle s_k | \mathcal{O} | 0 \rangle b_{kj} a_{ji}^{-1} \exp(-E_k(T-t)),\end{aligned}$$

and the example above showed that ba^{-1} is not necessarily the unit matrix. Therefore, while the forward running contribution is optimized for the wanted state, the backward running part contains several or all states, which prevents simple exponential or cosh fits.

The Variational Method with an Expanded Interpolator Basis.— An improvement over the cosh method can be achieved by using the standard variational method with an expanded interpolator basis, where the additional interpolators account for the backward running states. In other words, I treat the backward running states as forward running particles with negative mass. Usually, the heavier backward running states will be negligible on the left side since they decay too fast. The number of backward running states that contribute significantly is $N_b \leq N_s$. One then needs $N_{\mathcal{I}} = N_s + N_b$ interpolators to account for the forward and the significant backward running states. I define $\tilde{b}_{kj} = b_{kj} \exp(-E_k T/2)$ and sort the states so that the first N_b states are the ones that are non-negligible to rewrite Eq. (1) as

$$\begin{aligned}C_{ij}(t) &= \sum_{k=1}^{N_s} a_{ik}^\dagger a_{kj} \exp(-E_k t) \\ &\quad + \sum_{k=1}^{N_b} \tilde{b}_{ik}^\dagger \tilde{b}_{kj} \exp(E_k t).\end{aligned}$$

With

$$d_{kj} \equiv \begin{cases} a_{kj}, & 1 \leq k \leq N_s \\ \tilde{b}_{(k-N_s)j}, & N_s < k \leq N_{\mathcal{I}} \end{cases}$$

and

$$\tilde{E}_k \equiv \begin{cases} E_k, & 1 \leq k \leq N_s \\ -E_{k-N_s}, & N_s < k \leq N_{\mathcal{I}}, \end{cases}$$

this becomes the standard variational problem. I define the optimal interpolator as $\mathcal{I}_{\text{opt}}^{(i)\dagger} \equiv \sum_j \mathcal{I}_j^\dagger d_{ji}^{-1}$. Then, for an arbitrary

trary operator \mathcal{O} , one has (dropping the negligible states)

$$\begin{aligned}
& \langle \mathcal{O}(t) | \mathcal{I}_{\text{opt}}^{(i)\dagger} | 0 \rangle \\
& \approx \sum_{k=1}^{N_s} \sum_j \langle 0 | \mathcal{O} | s_k \rangle \langle s_k | \mathcal{I}_j^\dagger | 0 \rangle d_{ji}^{-1} \exp(-E_k t) \\
& \quad + \sum_{k=1}^{N_b} \sum_j \langle 0 | \mathcal{I}_j^\dagger | s_k \rangle \langle s_k | \mathcal{O} | 0 \rangle d_{ji}^{-1} \exp(-E_k(T-t)) \\
& = \sum_{k=1}^{N_s} \sum_j \langle 0 | \mathcal{O} | s_k \rangle a_{kj} d_{ji}^{-1} \exp(-E_k t) \\
& \quad + \sum_{k=1}^{N_b} \sum_j \langle s_k | \mathcal{O} | 0 \rangle \exp(-E_k T/2) \tilde{b}_{kj} d_{ji}^{-1} \exp(E_k t) \\
& = \begin{cases} \langle 0 | \mathcal{O} | s_i \rangle \exp(-E_i t), & 1 \leq i \leq N_s \\ \langle s_{i-N_s} | \mathcal{O} | 0 \rangle \exp(E_{i-N_s} t), & N_s < i \leq N_{\mathcal{I}} \end{cases}
\end{aligned}$$

This shows that the variational method with an expanded interpolator basis works indeed and one is left with an optimal interpolator for the ground or excited states, with no contamination from the backward running states, which greatly improves the further analysis.

In my example, I need $N_{\mathcal{I}} = 3$ interpolators to account for the pion, the excited pion and the backward running pion. These interpolators can be obtained using different currents, various levels of smearing or any other method that yields linearly independent interpolators. Here, only data for the two interpolators Π and A_0 with one level of smearing each was available. So in order to avoid using additional supercomputer time, I had to use the Time-Shift Trick to obtain the third interpolator.

The Time-Shift Trick.— The Generalized Pencil-of-Function method [20] or, more catchy, the Time-Shift Trick allows one to obtain additional interpolators “for free”. As the name suggests, new interpolators are constructed by time-shifting other interpolators. I will label the time-shift operator $T(\delta t) = T^\dagger(\delta t)$, with the amount of time shift δt . Its action on an operator $\mathcal{O}(t)$ is defined by $T(\delta t)\mathcal{O}(t) = \mathcal{O}(t - \delta t)$ and due to time invariance one sees that

$$\begin{aligned}
\langle \mathcal{O}_2(t_2) T(\delta t) \mathcal{O}_1(t_1) \rangle &= \langle \mathcal{O}_2(t_2) \mathcal{O}_1(t_1 - \delta t) \rangle \\
&= \langle \mathcal{O}_2(t_2 + \delta t) \mathcal{O}_1(t_1) \rangle
\end{aligned}$$

$$C(t) = \begin{pmatrix} \langle \Pi(t) | \Pi^\dagger(0) \rangle & \langle \Pi(t) | A_0^\dagger(0) \rangle & \langle \Pi(t + \delta t) | \Pi^\dagger(0) \rangle \\ \langle A_0(t) | \Pi^\dagger(0) \rangle & \langle A_0(t) | A_0^\dagger(0) \rangle & \langle A_0(t + \delta t) | \Pi^\dagger(0) \rangle \\ \langle \Pi(t + \delta t) | \Pi^\dagger(0) \rangle & \langle \Pi(t + \delta t) | A_0^\dagger(0) \rangle & \langle \Pi(t + 2\delta t) | \Pi^\dagger(0) \rangle \end{pmatrix}.$$

I use this matrix in the standard variational method and find the eigenvalues of $G(t_0, t_1)$ in Eq. (2). To obtain optimal re-

sults, I vary t_0, t_1 and δt . It turns out that for this example, $t_1 - t_0 = 2$ and $\delta t = 14$ are good choices. For the sake of com-

$$\mathcal{O}(t) T(\delta t) = \mathcal{O}(t + \delta t). \quad (4)$$

and therefore Using this, one can define a new interpolator $\mathcal{I}'_i \equiv T(\delta t)\mathcal{I}_i$ and sees immediately that

$$\begin{aligned}
\langle s_i | \mathcal{I}'_j | 0 \rangle &= \langle s_i | T(\delta t) \mathcal{I}_j | 0 \rangle = \exp(-E_i \delta t) \langle s_i | \mathcal{I}_j | 0 \rangle \\
&= \exp(-E_i \delta t) a_{ij}.
\end{aligned}$$

Therefore, \mathcal{I}'_i is, in general, a new linearly independent interpolator.

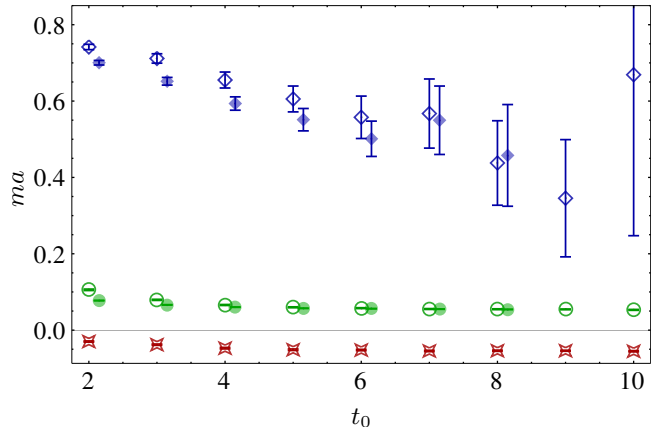


FIG. 2: Comparison of the cosh method (filled symbols, slightly shifted to the right) with the variational method with an expanded interpolator basis (open symbols). The backward running pion, the forward running pion and the excited pion state are denoted with red stars, green circles and blue diamonds, respectively. We note that both methods find the pion and the first excited state, even with similar error bars. The variational method with an expanded interpolator basis is numerically more robust than the cosh method and therefore able to go two time steps further to the right.

Proof of principle.— In this final paragraph, I show that the variational method with an expanded interpolator basis and the Time-Shift Trick actually work with “real data”. I investigate the pion with the two interpolators Π and A_0 and the time-shifted interpolator $\Pi T(\delta t)$ so that I can account for the pion, the excited pion and the backward running pion. Using Eq. (4), one obtains the correlation matrix

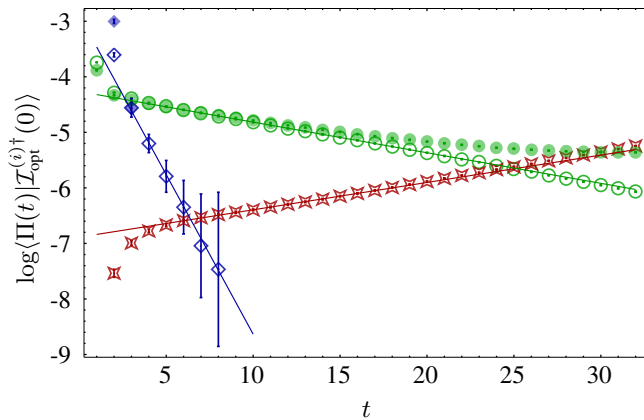


FIG. 3: The correlators of the optimal interpolators with the Π interpolator, based on the cosh method (filled symbols) and the AIM (open symbols). The lines are best linear fit lines to the log of the correlators obtained with the variational method with the expanded interpolator basis in the region where the excited states have decayed sufficiently. The backward running pion (red stars) is by construction only found with the variational method with an expanded interpolator basis. The forward running pion (green circles) is influenced by the backward running state for the cosh method while it is a perfect exponential up to large times for the variational method with an expanded interpolator basis. Also, the excited pion state (blue diamonds) is resolved better with the variational method with an expanded interpolator basis than with the cosh method.

pletteness, I compare these results to the results obtained with the cosh method, where I also kept $t_1 - t_0 = 2$. The results are shown in Figure 2. Both methods find perfect plateaux for the pion (the variational method with an expanded interpolator basis also for the backward running pion) and reasonably nice plateaux for the excited pion. The error bars are similar and the eigenvalues agree within the error bars in the region of the plateau. So while the results are comparable, I prefer to use the variational method with an expanded interpolator basis over the cosh method because of its numerical stability and robustness (which also allows the former method to reach higher t_0 than the cosh method). Furthermore, the variational method with an expanded interpolator basis is faster than the cosh method, although this is usually not relevant with today's computers.

The big advantage of the variational method with an expanded interpolator basis over the cosh method, however, are the optimal interpolators. For each method, I construct the optimal interpolators as described above and show the correlators $\langle \Pi(t) | \mathcal{Z}_{\text{opt}}^{(i)\dagger}(0) \rangle$ in Figure 3. The variational method with an expanded interpolator basis yields an optimal pion, i.e., one that has an exponential (linear in the logarithmic plot) behavior throughout the plot range. The backward running pion is also very good and the excited pion is reasonable. The cosh method, on the other hand, yields a poor excited state and a pion which is usable up to $t \approx 10$. For larger t , the backward running state starts to strongly influence the signal.

In conclusion, the variational method with an expanded interpolator basis has proven to be a robust method that is at least as good as the cosh method in finding the energy eigenvalues but has its real strengths in the construction of optimal interpolators. The Time-Shift Trick is also very useful and can be applied wherever additional interpolators are needed, in many cases even at no extra computational cost.

Acknowledgments.— I would like to thank my colleagues of the Regensburg group (RQCD) for letting me use the lattice raw data for the proof of principle. This work has been supported in part by the Deutsche Forschungsgemeinschaft (SFB/TR 55). The computations were performed on the QPACE systems of the SFB/TR 55 and the SuperMUC system at the LRZ/Germany using the Chroma software system [21] and the BQCD software [22] including improved inverters [23, 24].

* Electronic address: rainer.schiel@ur.de

- [1] C. Michael and I. Teasdale, Nucl.Phys. **B215**, 433 (1983).
- [2] C. Michael, Nucl.Phys. **B259**, 58 (1985).
- [3] M. Lüscher and U. Wolff, Nucl.Phys. **B339**, 222 (1990).
- [4] B. Blossier, M. Della Morte, G. von Hippel, T. Mendes, and R. Sommer, JHEP **0904**, 094 (2009), 0902.1265.
- [5] C. Lang and V. Verduci, Phys.Rev. **D87**, 054502 (2013), 1212.5055.
- [6] R. G. Edwards, N. Mathur, D. G. Richards, and S. J. Wallace (Hadron Spectrum Collaboration), Phys.Rev. **D87**, 054506 (2013), 1212.5236.
- [7] C. Alexandrou, T. Korzec, G. Koutsou, and T. Leontiou, Phys.Rev. **D89**, 034502 (2014), 1302.4410.
- [8] G. S. Bali, F. Bursa, L. Castagnini, S. Collins, L. Del Debbio, B. Lucini, and M. Panero, JHEP **1306**, 071 (2013), 1304.4437.
- [9] J. J. Dudek, R. G. Edwards, P. Guo, and C. E. Thomas (Hadron Spectrum Collaboration), Phys.Rev. **D88**, 094505 (2013), 1309.2608.
- [10] M. S. Mahbub, W. Kamleh, D. B. Leinweber, and A. G. Williams, Annals Phys. **342**, 270 (2014), 1310.6803.
- [11] C. Lang, L. Leskovec, D. Mohler, and S. Prelovsek, JHEP **04**, 162 (2014), 1401.2088.
- [12] M. Denissenya, L. Glozman, and C. Lang, Phys.Rev. **D91**, 034505 (2015), 1410.8751.
- [13] C. DeTar and S.-H. Lee, Phys.Rev. **D91**, 034504 (2015), 1411.4676.
- [14] M. G. Pérez, A. González-Arroyo, M. Koren, and M. Okawa, PoS **LATTICE2014**, 059 (2014), 1411.5186.
- [15] B. J. Owen, J. Dragos, W. Kamleh, D. B. Leinweber, M. S. Mahbub, B. J. Menadue, and J. M. Zanotti, Phys.Lett. **B723**, 217 (2013), 1212.4668.
- [16] B. J. Menadue, W. Kamleh, D. B. Leinweber, M. S. Mahbub, and B. J. Owen (2013), 1311.5026.
- [17] B. J. Owen, W. Kamleh, D. B. Leinweber, M. S. Mahbub, and B. J. Menadue, PoS **LATTICE2013**, 277 (2013), 1312.0291.
- [18] V. Braun, S. Collins, B. Gläsel, M. Göckeler, A. Schäfer, R. Schiel, W. Söldner, A. Sternbeck, and P. Wein, Phys.Rev. **D89**, 094511 (2014), 1403.4189.
- [19] E. V. Mastropas and D. G. Richards (Hadron Spectrum Collaboration), Phys.Rev. **D90**, 014511 (2014), 1403.5575.
- [20] C. Aubin and K. Orginos, AIP Conf.Proc. **1374**, 621 (2011),

1010.0202.

- [21] R. G. Edwards and B. Joó (SciDAC Collaboration, LHPC Collaboration, UKQCD Collaboration), Nucl.Phys.Proc.Suppl. **140**, 832 (2005), hep-lat/0409003.
- [22] Y. Nakamura and H. Stüben, PoS **LATTICE2010**, 040 (2010),

1011.0199.

- [23] A. Nobile, PoS **LATTICE2010**, 034 (2010), 1109.4279.
- [24] M. Lüscher and S. Schaefer (2012), URL <http://cern.ch/luscher/openQCD>.