

Study of the quasi-free $np \rightarrow np\pi^+\pi^-$ reaction with a deuterium beam at 1.25 GeV/nucleon

G. Agakishiev^g, A. Balanda^c, D. Belver^q, A.V.Belyaev^g, A. Blanco^b, M.Böhmer^j, J.L.Boyard^o, P. Braun-Munzinger^{d,3}, P. Cabanelas^q, E. Castro^q, S. Chernenko^g, T. Christ^j, M. Destefanis^k, J. Díaz^f, F. Dohrmann^f, A. Dybczak^c, L. Fabbiettiⁱ, O. V. Fateev^g, P. Finocchiaro^a, P. Fonte^{b,2}, J. Friese^j, I. Fröhlich^h, T. Galatyuk^{e,3}, J.A.Garzón^q, R. Gernhäuser^j, A. Gil^f, C. Gilardi^k, K. Göbel^h, M. Golubeva^m, D. González-Díaz^d, F. Guber^m, M. Gumberidze^e, T. Hennino^o, R. Holzmann^d, A. Ierusalimov^g, I. Iori^{l,5}, A. Ivashkin^m, M. Jurkovic^j, B. Kämpfer^{f,4}, T. Karavicheva^m, D. Kirschner^k, I. Koenig^d, W. Koenig^d, B. W. Kolb^d, R. Kotte^f, F. Krizek^p, R. Krücken^j, W. Kühn^k, A. Kugler^p, A. Kurepin^m, A. Kurilkin^{g,*}, P. Kurilkin^g, V. Ladygin^{g,*}, S. Lang^d, J. S. Lange^k, K. Lapidusⁱ, T. Liu^o, L. Lopes^b, M. Lorenz^h, L. Maier^j, A. Mangiarotti^b, J. Markert^h, V. Metag^k, B. Michalska^c, J. Michel^h, E. Morinière^o, J. Mousaⁿ, C. Müntz^h, L. Naumann^f, J. Otwinowski^c, Y. C. Pachmayer^h, M. Palka^c, Y. Parpottas^{n,6}, V. Pechenov^d, O. Pechenova^h, J. Pietraszko^h, W. Przygoda^c, B. Ramstein^{o,*}, A. Reshetin^m, A. Rustamov^h, A. Sadovsky^m, P. Salabura^c, A. Schmah^{j,1}, E. Schwab^d, Yu.G. Sobolev^p, S. Spataro^{k,7}, B. Spruck^k, H. Ströbele^h, J. Stroth^{h,d}, C. Sturm^d, A. Tarantola^h, K. Teilab^h, P. Tlustý^p, M. Traxler^d, R. Trebacz^c, H. Tsertosⁿ, V. Wagner^p, T. Vasiliev^g, M. Weber^j, M. Wisniowski^c, T. Wojcik^c, J. Wüstenfeld^f, S. Yurevich^d, Y. Zanevsky^g, P. Zhou^f

^aIstituto Nazionale di Fisica Nucleare - Laboratori Nazionali del Sud, 95125 Catania, Italy

^bLIP-Laboratório de Instrumentação e Física Experimental de Partículas, 3004-516 Coimbra, Portugal

^cSmoluchowski Institute of Physics, Jagiellonian University of Cracow, 30-059 Kraków, Poland

^dGSI Helmholtzzentrum für Schwerionenforschung GmbH, 64291 Darmstadt, Germany

^eTechnische Universität Darmstadt, 64289 Darmstadt, Germany

^fInstitut für Strahlenphysik, Helmholtz-Zentrum Dresden-Rossendorf, 01314 Dresden, Germany

^gJoint Institute of Nuclear Research, 141980 Dubna, Russia

^hInstitut für Kernphysik, Goethe-Universität, 60438 Frankfurt, Germany

ⁱExcellence Cluster 'Origin and Structure of the Universe', 85748 Garching, Germany

^jPhysik Department E12, Technische Universität München, 85748 Garching, Germany

^kII. Physikalisches Institut, Justus Liebig Universität Giessen, 35392 Giessen, Germany

^lIstituto Nazionale di Fisica Nucleare, Sezione di Milano, 20133 Milano, Italy

^mInstitute for Nuclear Research, Russian Academy of Science, 117312 Moscow, Russia

ⁿDepartment of Physics, University of Cyprus, 1678 Nicosia, Cyprus

^oInstitut de Physique Nucléaire (UMR 8608), CNRS/IN2P3 - Université Paris Sud, F-91406 Orsay Cedex, France

^pNuclear Physics Institute, Academy of Sciences of Czech Republic, 25068 Rez, Czech Republic

^qLabCAF. Dpto. Física de Partículas, Univ. de Santiago de Compostela, 15706 Santiago de Compostela, Spain

^rInstituto de Física Corpuscular, Universidad de Valencia-CSIC, 46100 Valencia, Spain

Abstract

The tagged quasi-free $np \rightarrow np\pi^+\pi^-$ reaction has been studied experimentally with the High Acceptance Di-Electron Spectrometer (HADES) at GSI at a deuteron incident beam energy of 1.25 GeV/nucleon ($\sqrt{s} \sim 2.42$ GeV/c for the quasi-free collision). For the first time, differential distributions of solid statistics for $\pi^+\pi^-$ production in np collisions have been collected in the region corresponding to the large transverse momenta of the secondary particles. The invariant mass and angular distributions for the $np \rightarrow np\pi^+\pi^-$ reaction are compared with different models. This comparison confirms the dominance of the t -channel with $\Delta\Delta$ contribution. It also validates the changes previously introduced in the Valencia model to describe two-pion production data in other isospin channels, although some deviations are observed, especially for the $\pi^+\pi^-$ invariant mass spectrum. The extracted total cross section is also in much better agreement with this model. Our new measurement puts useful constraints for the existence of the conjectured dibaryon resonance at mass $M \sim 2.38$ GeV and with width $\Gamma \sim 70$ MeV.

PACS: 24.70.+s, 25.10.+s, 21.45.+v

Keywords: two-pion production, np collisions, resonance excitations

*Corresponding authors.

Email addresses: akurilkin@jinr.ru (A. Kurilkin), vladysin@jinr.ru (V. Ladygin), ramstein@ipno.in2p3.fr (B. Ramstein)

¹also at Lawrence Berkeley National Laboratory, Berkeley, USA.

²also at ISEC Coimbra, Coimbra, Portugal.

³also at ExtreMe Matter Institute EMMI, 64291 Darmstadt, Germany.

⁴also at Technische Universität Dresden, 01062 Dresden, Germany.

⁵also at Dipartimento di Fisica, Università di Milano, 20133 Milano, Italy.

⁶also at Frederick University, 1036 Nicosia, Cyprus.

⁷also at Dipartimento di Fisica Generale and INFN, Università di Torino,

1. Introduction

The two-pion production in nucleon-nucleon (NN) collisions is a rich source of information about the baryon excitation spectrum and the baryon-baryon interactions. In addition to the excitation of a resonance decaying into two pions, which can also be studied in the $\pi N \rightarrow \pi\pi N$ [1] and $\gamma N \rightarrow \pi\pi N$ [2] reactions, the simultaneous excitation of two baryons can be investigated in the NN reactions. By giving access to single and double baryon excitation processes, which both play an important role in the NN dynamics in the few GeV energy range and contribute significantly to meson and dilepton production, the two-pion production appears as a key process towards a better understanding of hadronic processes. In comparison to the one-pion decay mode, it presents a different selectivity with respect to the various resonances. In particular, the excitation of baryonic resonances coupled to the ρ meson can be studied with the two pions in the isospin 1 channel. This is of utmost interest for a better understanding of the dilepton production in nucleon-nucleon reactions, where these couplings manifest clearly [3, 4, 5], and also in nucleon matter due to the expected modifications of the ρ meson spectral functions [6]. Finally, the comparison of two-pion production in pp and np channels could shed some light on the origin of the surprisingly large isospin dependence of the dilepton emission observed by the HADES experiment [7]. In particular, the ρ production mechanism via $\Delta\Delta$ final state interaction, which does not contribute in the pp channel, was recently proposed as an explanation for the different dilepton yield measured in pp and pn channels [8]. It is therefore important to check the description of the double Δ process in the two-pion production channels.

Additionally, following the intriguing results obtained by the WASA collaboration in the double pionic fusion reactions, a renewed interest on the study of the two-pion production in NN collisions was sparked, in order to check the possible contribution of a dibaryon resonance [9, 10].

The answer to all these open questions requires systematic two-pion production measurements both in proton-proton and neutron-proton collisions. Concerning proton-proton collisions, a significant amount of data has been accumulated for various two-pion final channels in bubble chamber experiments [11, 12, 13, 14, 15, 16, 17, 18, 19, 20, 21, 22, 23] for proton incident energies from the threshold up to 2.85 GeV. Precise differential cross-sections have also been obtained recently at CELSIUS and COSY up to 1.4 GeV [24, 25, 26, 27, 28, 29, 30, 31, 32, 33, 34], with an emphasis on the $\pi^0\pi^0$ production. The data base for the pn reaction from the bubble chamber experiments is even more scarce [14, 18, 19, 21, 35]. Very recently, however, precise measurements of total and differential cross sections for the $np \rightarrow pp\pi^-\pi^0$ and $np \rightarrow np\pi^0\pi^0$ became available from WASA at COSY at neutron energies from 1.075 to 1.36 GeV [36, 37]. In the $np \rightarrow np\pi^+\pi^-$ channel, differential cross-sections are also known from Dubna measurements [38, 39], covering the beam incident energy range from 0.624 to 4.346 GeV.

Since the chiral perturbation theory calculations for two-pion production in NN collisions are available only near threshold [40], several phenomenological models have been suggested for the analysis of the double pion production in NN collisions in the GeV energy range. The first theoretical developments related to the two-pion production were based on the one-pion exchange (OPE) model [41]. The reggeized π exchange model (OPER) [42, 43], which uses the partial wave analysis results for πN elastic scattering [44], constitutes its most recent and most elaborate modification. Lagrangian models were also introduced. The Valencia model by Alvarez-Ruso et al. [45] was first developed. It aimed at a description of NN collisions at energies lower than 1.4 GeV and included $N(1440)$ and $\Delta(1232)$ excitations. The Cao et al. model [46], developed after the publication of new data at COSY and CELSIUS, has a larger range of applicability due to the inclusion of resonances with mass up to 1.72 GeV. Both models qualitatively reproduce the very fast increase of the cross section above threshold in the different two-pion production channels and predict the dominance of two processes above 1 GeV: the excitation of the $N(1440)$ resonance and subsequent decay into $\Delta\pi$ or $N\sigma$ and the double Δ excitation.

However, both models [45, 46] have failed to reproduce the $\pi^0\pi^0$ spectra for the $pp \rightarrow pp\pi^0\pi^0$ reaction at beam energies above 1.0 GeV [32, 34], which motivated the development of the so-called "modified Valencia model" [32], providing a much improved description of these data. This new model has been used by the WASA collaboration for the interpretation of the double pionic fusion reactions, after some additional changes to take into account the deuteron formation. However, the observed resonant behavior of the cross section of the $pn \rightarrow d\pi^0\pi^0$ [9, 10], associated with a structure at low $\pi^0\pi^0$ invariant mass (the so-called ABC effect) could not be explained by such an approach and were interpreted as being due to a dibaryon resonance in the $I=0$ NN channel, with a mass of 2.37 GeV/ c^2 and a width of 70 MeV. This hypothesis was further supported by the isospin decomposition of the $pn \rightarrow d\pi\pi$ reaction [47]. The latter provided a consistent description of both $I=0$ and $I=1$ channels by taking into account the resonant contribution in addition to the conventional t -channel processes described by the "modified Valencia model". Even more recently, the $pn \rightarrow pp\pi^0\pi^-$ [36] reaction was also consistently described with the same model. The accuracy of d^* resonance hypothesis is also supported by the SAID partial wave analysis based on new polarized $\vec{n}p$ scattering data. In this analysis a resonance pole in the $^3D_3 - ^3G_3$ coupled partial waves at $(2380 \pm 10 - i40 \pm 5)$ MeV have been discovered [48, 49].

Considering the impact that the discovery of a dibaryon resonance could have, this systematic study must be pursued. It is indeed important to provide, possibly in independent experiments, constraints for all possible channels of the pn reaction, where the resonance is expected to contribute, in particular $\pi^+\pi^-$ or $\pi^0\pi^0$ production with an unbound pn pair, but also for pp channels in order to check unambiguously the consistent description of the conventional processes.

The experiments with HADES [50] are particularly well suited to answer such a request, since both pp and pn exper-

10125 Torino, Italy.

iments were studied in the relevant energy range. The good capacities of HADES for hadron identification were already shown in the study of one-pion and one-eta (measured by its three pion decay) production channels [5, 51] of the pp reaction at different energies. Beyond the search for the dibaryon resonance, the study of the two-pion production process by the HADES collaboration is also motivated by the connection with the dilepton production, as mentioned above.

As a first step in this program, we report here on the analysis of the tagged quasi-free $pn \rightarrow pn\pi^+\pi^-$ reaction from experiments using a deuteron beam of 1.25 GeV/nucleon and present precise total and differential cross-sections. According to previous estimates [14, 18, 19, 21], this channel is dominated by the isospin-0 contributions, in which the resonance should reveal. In the present analysis, the results were averaged over the available range of np center-of-mass energies. Our strategy consists in comparing the various differential spectra to three different models introduced above: the OPER model, the modified Valencia and the Cao model and check whether a description of the data is possible without contribution from the dibaryon resonance. The sensitivity of our data to the different mechanisms (double $\Delta(1232)$, $N(1440)$ excitation, as well as higher lying resonances) can be studied. The total cross-section can be used for consistency checks of the different analysis, in comparison to the already measured $pn \rightarrow d\pi^+\pi^-$ cross-section, as discussed in [52, 53].

Our paper is organized as follows: The experimental procedure is described in Sec. 2. The features of the models used for the description of the data are introduced in Sec. 3. We present and discuss the experimental results and the comparison with the models in Sec. 4 and draw conclusions in Sec. 5.

2. Experimental procedure

The experimental data have been obtained using HADES [50] located at the GSI Helmholtzzentrum für Schwerionenforschung in Darmstadt, Germany. HADES is a modern multipurpose detector currently operating in the region of kinetic beam energies of up to 2 A·GeV for nucleus-nucleus collisions. The detailed description of the set-up can be found in [50], here we briefly summarize the main features relevant for the present analysis.

HADES is divided into 6 identical sectors defined by the superconducting coils producing the toroidal geometry magnetic field. The spectrometer has 85% of azimuthal acceptance and covers polar angles from 18° to 85° measured relatively the beam direction. Each sector of the spectrometer contains a Ring Imaging Cherenkov detector (RICH) operating in the magnetic field-free region, 4 planes of the Multi-wire Drift Chambers (MDC) located before and after the magnetic field region, two plastic scintillator walls for the polar angles larger (TOF) and smaller (TOFINO) than 45° , respectively, and an electromagnetic cascade detector (Pre-Shower) behind TOFINO for particle identification. A two-stage trigger system is employed to select events within a predefined charged particle multiplicity interval, as well as the electron candidates. The investigation of the quasi-free np reactions with the deuteron beam is performed

by using a Forward Wall (FW) scintillator hodoscope by registering the spectator protons. The FW is an array which consists of nearly 300 scintillating cells each 2.54 cm thick. During the dp experiment the FW was located 7 meters downstream the target covering polar angles from 0.33° up to 7.17° . A Monte Carlo simulation for deuteron-proton breakup has shown that approximately 90% of all spectator protons are within the FW acceptance [7].

In the present experiment, the deuteron beam with intensity up to 10^7 particles/s and 1.25 GeV/u of kinetic energy was directed onto a 5 cm long liquid-hydrogen target of 1% interaction probability. The analysis of the deuteron induced quasi-free np reactions was based on the first-level triggered events, with the required charged particle multiplicity of at least three in TOF and TOFINO and a signal in the FW hodoscope. The information from RICH, TOF/TOFINO and Pre-Shower detectors was used to select and discriminate the hadrons against the leptons. The momentum reconstruction was carried out by measuring the deflection angle of the particle trajectories derived from the four hit positions in the MDC planes (two before and two after the magnetic field zone) using the Runge-Kutta algorithm [50]. The achieved momentum resolution was 2-3% for protons and pions depending on their momentum and scattering angle.

Quasi-free np interactions have been selected by the detection of the proton spectators with scattering angles $\leq 2^\circ$ and momenta between 1.7 GeV/c and 2.3 GeV/c reconstructed from the time-of-flight measurement in FW. The latter window is centered on half of the beam momentum and has a half width equals to three times the width of the momentum resolution. The $np \rightarrow np\pi^+\pi^-$ channel selection was based on identification of three detected hadrons where one of them has the negative momentum polarity. The particle identification was based on event hypotheses where any of the three selected hadrons has been used as the reference particle. The reference particle time-of-flight was calculated using the reconstructed momentum and trajectory length. The velocities of the other two particles were then deduced, using only the time-of-flight difference with the reference particle. The applicability of this time-of-flight reconstruction algorithm was checked in a dedicated experiment with a low beam intensity by means of the START detector as discussed in [50]. The correlations between the velocity and reconstructed momentum for all three particles were taken into consideration to reject the wrong hypotheses. The correlation between the energy losses in MDCs and momentum was additionally applied for the final selection of the protons and π^+ . Finally, the total number of selected events corresponding to the $np \rightarrow np\pi^+\pi^-$ channel was $\sim 8 \cdot 10^5$.

The normalization of the experimental yield has been performed using the simultaneously measured quasi-elastic pp scattering yield [54]. The selection of pp elastic events was based on relations between the polar angles θ_1 and θ_2 and azimuthal angles ϕ_1 and ϕ_2 of both protons due to the momentum conservation in elastic scattering :

$$|\phi_1 - \phi_2| = 180^\circ, \quad (1)$$

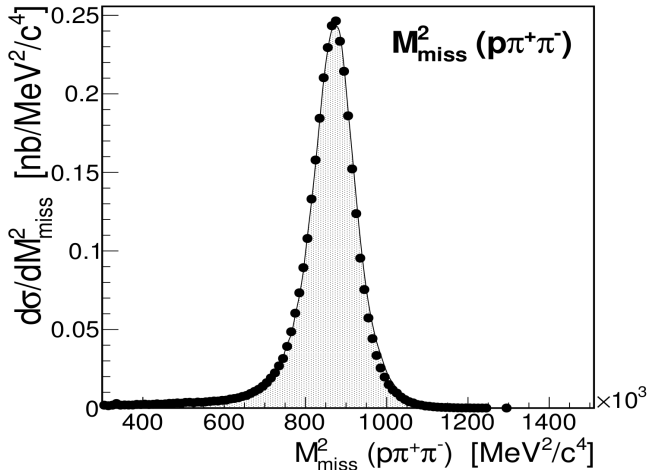


Figure 1: Squared missing mass distributions of the $p\pi^+\pi^-$ system for the $np \rightarrow np\pi^+\pi^-$ reaction at 1.25 GeV. The experimental data are shown by the solid symbols. The shaded area displays the phase-space distributions at 1.25 GeV, corrected for the energy dependence of total cross section taken from [20].

$$\tan \theta_1 \cdot \tan \theta_2 = \frac{1}{\gamma_{CM}^2}, \quad (2)$$

where γ_{CM} is the Lorentz factor of the center-of-mass (CM) system. The elastic events were approximately selected by an elliptic cut in the $|\phi_1 - \phi_2|$ vs. $\tan \theta_1 \cdot \tan \theta_2$ plane with semi axes corresponding to 3σ cut for each variable. The quasi-free pp elastic data measured by HADES in the angular range $46^\circ - 134^\circ$ in the CM system have been corrected for the efficiency and acceptance by using a Pluto [55, 56] simulation which uses the data from [54] as an input and takes into account the proton momentum distribution in the deuteron and the dependence of the cross section on the pp center of mass energy dependence of the cross section. The resulting factor taken to normalize the differential cross section has a precision of about 4% at 1.25 GeV. The details of the normalization procedure at 1.25 GeV are discussed in [57].

The purity of the $np \rightarrow np\pi^+\pi^-$ channel selection is demonstrated by the squared missing mass distribution of $p\pi^+\pi^-$ shown as solid circles in Fig. 1, which peaks close to the neutron mass. The shaded area displays the result of a simulation of the quasi-free $np \rightarrow np\pi^+\pi^-$ reaction, where the neutron momentum distribution in the deuteron is taken into account using the Paris potential [58] and the $\pi^+\pi^-$ production in the $n + p$ reaction is treated using phase-distributions and considering a rise of the cross section with the np center-of-mass energy according to [20].

The direct comparison of theoretical and efficiency corrected experimental distributions has been performed inside the HADES acceptance using dedicated filters, as will be shown in the following. For this purpose, the acceptances and efficiencies for different particles (i.e. pions and protons) were separately tabulated in matrices as functions of the momentum, azimuthal and polar angles. The acceptance matrices describe only the HADES fiducial volume and can be applied as a filter to the events generated by the models. The matrix coefficients have

been determined by means of full GEANT simulations, with pions and protons processed through the detector and reconstructed by tracking, particle identification and selection algorithms with the same package as it was done for real events. The acceptance of HADES for the $np \rightarrow np\pi^+\pi^-$ reaction is about 6% in comparison with the full phase-space. The resulting detection and reconstruction efficiency is typically about 90% for protons and pions. These efficiencies have a very smooth behavior as a function of the different observables shown in the following. Therefore, we only consider a global systematic uncertainty which will affect the normalization of our data, but not the shape of the spectra. This effect is partially taken into account by the normalization to the elastic data, and we estimate the residual uncertainty to 2%.

3. Model features

For the interpretation and discussion of our results in sec. 4 below, we used the modified Valencia [33], the Cao [46] and OPER models [43]. The Cao and modified Valencia models are effective lagrangian models taking into account different resonant and non-resonant graphs. The original Valencia model [45] includes only $N(1440)$ and $\Delta(1232)$ resonances while the Cao model considers all known baryonic resonances with mass up to 1.72 GeV, neglecting the interferences between the different contributions, included in the Valencia model. The practical differences in our energy range are lower contributions for both Δ and $N(1440)$ by about 30% in the Valencia model, which are partially compensated by constructive interferences. In comparison with the original Valencia model, four main changes have been applied in the "modified" Valencia model. First, the ratio $R = \Gamma(N(1440) \rightarrow \Delta\pi) / \Gamma(N(1440) \rightarrow N\sigma)$ of the branching ratios of the Roper resonance towards $2\pi N$ via $\Delta\pi$ or $N\sigma$ has been reduced from 4 in the initial model to 1. The initial value corresponded to PDG [59] estimates prior to 2012, and a new value was deduced from an analysis of the $\pi^0\pi^0$ opening angle and invariant mass distributions obtained in the $pp \rightarrow pp\pi^0\pi^0$ reaction below 900 MeV [30] assuming the dominance of the Roper excitation. This new value is also in agreement with a recent Partial Wave Analysis [60, 61]. In the meantime, the PDG limits for the ratio have also been changed and are now between 1 and 3. This change seems therefore fully consistent. The Cao model uses a value 2 for this ratio, hence favoring $N(1440) \rightarrow \Delta\pi$ by a factor 2 with respect to $N(1440) \rightarrow N\sigma$ decay, while they have equal weights in the modified Valencia model.

The second change is a readjustment of the $N(1440)$ strength in the modified Valencia model according to the isospin decomposition of the two-pion production channels in the pp reaction at different energies between 0.775 GeV and 1.36 GeV [31]. The maximum reduction is obtained exactly for our incident energy of 1.25 GeV and amounts to a factor 2. This brings the $N(1440)$ contribution to be much smaller than the double Δ excitation in the modified Valencia model and makes a significant difference with the Cao model, where the $N(1440)$ contribution corresponds to about 40 % of the total $pn \rightarrow pn\pi^+\pi^-$ cross section at an incident energy of 1.25 GeV.

The third modification is driven by the shape of the $\pi^0\pi^0$ invariant mass distribution measured in $pp \rightarrow pp\pi^0\pi^0$ at an incident energy larger than 1 GeV, where the double Δ mechanism dominates [32]. It consists in a reduction by a factor 12, and a change of the sign of the ρ exchange contribution in the Δ excitation mechanism. The latter indeed induced a two-hump structure in the $\pi^0\pi^0$ invariant mass distribution, which was not seen, neither in the data [32] nor in the Cao model which has a very small ρ exchange contribution.

The fourth modification consists in the introduction of the $\Delta(1600) \rightarrow \Delta(1232)\pi$ contribution to improve the description of the $pp \rightarrow nn\pi^+\pi^+$ reaction. In this channel, the N^* decay does not contribute, and the cross section is larger by more than a factor 2 than expected for the double $\Delta(1232)$ contribution only. The WASA collaboration explained this feature by a large contribution of $\Delta(1600)$ excitation, with a destructive interference with the double $\Delta(1232)$ contribution. After introducing this new contribution, the $pp \rightarrow nn\pi^+\pi^+$ cross section could be reproduced and the description of the differential spectra, especially the $\pi^+\pi^-$ opening angle and invariant mass distributions measured for this channel at 1.1 GeV [33], improved significantly. The $\Delta(1600) \rightarrow \Delta(1232)\pi$ process was implemented in a similar way as $\Delta(1232) \rightarrow \Delta(1232)\pi$, which was already taken into account in the Valencia model. However, such a large contribution of the $\Delta(1600)$ resonance at such low energies is surprising. In the Cao model, it is taken into account, but starts to contribute significantly to the $pp \rightarrow nn\pi^+\pi^+$ reaction for energies larger than 1.6 GeV. It has to be noted that, while the original Valencia model underestimates the $pp \rightarrow nn\pi^+\pi^+$ cross section by more than a factor 2, the Cao model provides good predictions for both total cross sections and differential spectra [46]. This is related to the larger double Δ contribution in this model. However, such a large double Δ contribution leads to a significant overestimate of the $pp \rightarrow pp\pi^0\pi^0$ cross section. In both models, the nucleon pole terms are found to be very small, although they have a much larger relative contribution in the $pp \rightarrow nn\pi^+\pi^+$ than in other channels.

As mentioned in the introduction, the OPER model is based on a Reggeized π -exchange model and uses on-shell amplitudes of the elastic πN scattering and of the inelastic $\pi N \rightarrow \pi\pi N$ reaction, with form factors and propagators taking into account the off-shellness of the exchanged pion. The elastic amplitudes are taken from a Partial Wave Analysis and the inelastic ones are deduced from a parametrization obtained in the framework of the Generalized Isobar Model [38, 62]. This model provided a good description of differential spectra measured at Dubna in the $np \rightarrow np\pi^+\pi^-$ reaction at 5.2 GeV/c and in $\bar{p}p \rightarrow \bar{p}p\pi^+\pi^-$ at 7.23 GeV/c [38]. The One-Baryon Exchange (OBE) diagrams were introduced, as described in [38], to improve the description of the $np \rightarrow np\pi^+\pi^-$ spectra below 3 GeV/c. Such diagrams correspond in Lagrangian models to the "pre-emission contribution". Very recently, the contribution of the so called "hanged" diagrams, due to the two-pion production from the exchange pion line, was also considered. For this, amplitudes for $\pi\pi$ scattering were used. This addition was shown to improve the description of the $\pi\pi$ invariant mass spectra in the low mass region [43]. Such graphs are taken into

account in the Valencia model, but are neglected in the Cao model. Table 1 displays the main resonant contributions in the three models at an incident neutron energy of 1.25 GeV, disregarding the contribution via interference terms. This makes a big difference with the OPER model, where the OBE diagrams, where at least one pion is not emitted by a resonance, amount to 41% of the total yield. Although these numbers do not take into account interference effects, they already point to major differences between the models which will be investigated further when comparing to our data.

	Cao	mod. Valencia	OPER
$\Delta(1232)\Delta(1232)$	47.0 %	60 %	38.0 %
$N(1440) \rightarrow \Delta(1232)\pi$	23.0 %	2.1 %	4.5 %
$N(1440) \rightarrow N\sigma$	20.0 %	8.2 %	0.2 %
$\Delta(1600) \rightarrow \Delta(1232)\pi$	3.0 %	21.0 %	4.5 %

Table 1: Main contributions in the Cao [46], "modified Valencia" [32] and OPER [43] models for the $np \rightarrow np\pi^+\pi^-$ for a neutron incident energy of 1.25 GeV.

To take into account the momentum distribution of the neutron inside the deuteron, the Paris [58] deuteron wave functions has been used for the phase-space calculation, the Hulthen [63] wave function for modified Valencia [33] and CD-Bonn [64] for OPER [43] and Cao [46] models. No significant difference is expected from these different inputs. As mentioned in the previous section, events have been generated according to distributions from these models and filtered by the HADES acceptance.

4. Experimental results and comparison with models

We first concentrate on the comparison of the shapes of the theoretical and experimental distributions and will discuss the cross sections at the end of this section. The invariant mass and angular distributions for the $np \rightarrow np\pi^+\pi^-$ reaction at 1.25 GeV measured inside the HADES acceptance and corrected for the reconstruction efficiency are presented by solid circles in Figs. 2-3 and 4-5 respectively. Only statistical errors are shown. As explained above, the global uncertainty taking into account both normalization and efficiency correction is of the order of 5%, with no significant dependence on the different observables.

The predictions from the modified Valencia [33], Cao [46] and OPER models[43] have been normalized therefore to the total experimental yield and are presented as long-dashed, dashed and solid lines, respectively, in Figs. 2 and 4. The hatched areas correspond to phase-space distributions obtained in the same way. In addition, the different contributions in the OPER and modified Valencia models are shown in Figs. 3 and 5 in comparison to selected experimental distributions exhibited in Figs. 2 and 4.

4.1. Invariant mass distributions

The experimental $p\pi^-$, $p\pi^+$ and $p\pi^+\pi^-$ invariant mass distributions (panels *b*), *c*) and *d*) in Fig. 2) are all shifted to higher masses in comparison with the phase-space calculations. In

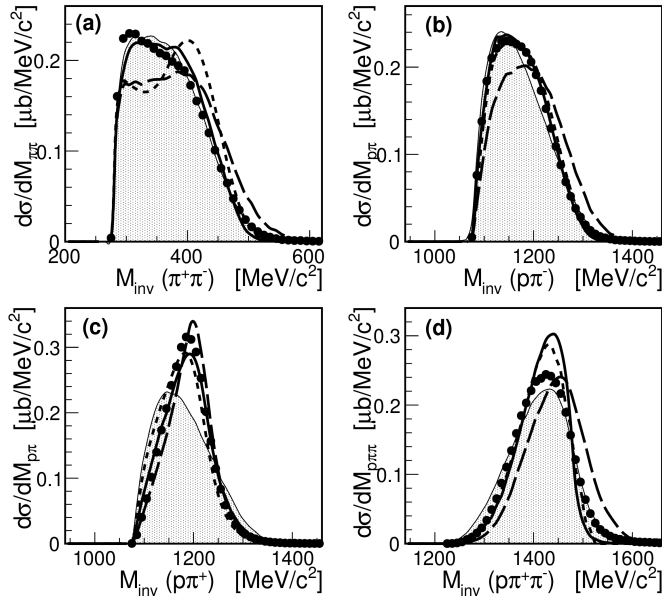


Figure 2: Distributions of the $\pi^+\pi^-$ (a), $p\pi^-$ (b), $p\pi^+$ (c) and $p\pi^+\pi^-$ (d) invariant masses for the $np \rightarrow npp\pi^+\pi^-$ reaction at 1.25 GeV. The experimental data are shown by solid symbols. The theoretical predictions within HADES acceptance from OPER [43], Cao [46] and modified Valencia models [33] are given by the solid, dashed and long-dashed curves, respectively. The shaded areas show the phase-space distributions.

particular, the invariant mass distribution of the $p\pi^+$ subsystem (panel c) in Fig. 2) shows a pronounced resonant behavior with a position of the maximum in the experimental distribution roughly corresponding to the Δ^{++} mass. This distribution is well described by the different models and deviates significantly from the phase space distribution. Such a resonant behavior of the $p\pi^+$ invariant mass distribution is expected for the double Δ excitation process, since the isospin factors favor the excitation of the $\Delta^{++}\Delta^-$ contribution with respect to the $\Delta^+\Delta^0$ by a weight of 8/5. A resonance in the $p\pi^+$ system is also expected for the $N(1440)^+$ decay into $\Delta^{++}\pi^-$, but with a "smearing" due to the excitation of the $N(1440)^0$ and subsequent decay into $\Delta^-\pi^+$ which has the same probability. In addition, the dominance with respect to the other isospin channels is also lower than in the case of the double Δ excitation. The situation is similar for the $\Delta(1600)$ case, with an even lower relative weight for the decay involving the $\Delta(1232)^{++}$ excitation. These statements are confirmed by the behavior of the $N(1440)$ and $\Delta(1600)$ contributions which are displayed in Fig. 3d below in the case of the modified Valencia model. The overall contribution of the double Δ excitation is larger in the modified Valencia model than in the Cao model. This is probably the reason why the latter presents a slightly broader $p\pi^+$ invariant mass distribution. Surprisingly, the $p\pi^+$ invariant mass of the double $\Delta(1232)$ contribution in the OPER model is slightly broader than in the Valencia model, as can be seen in Fig. 3c. The global distribution which is further broadened by the OBE contributions, is similar to the one in the Cao model with an additional shift to higher energies (see Fig. 2b).

The deviations from phase-space distributions are less spec-

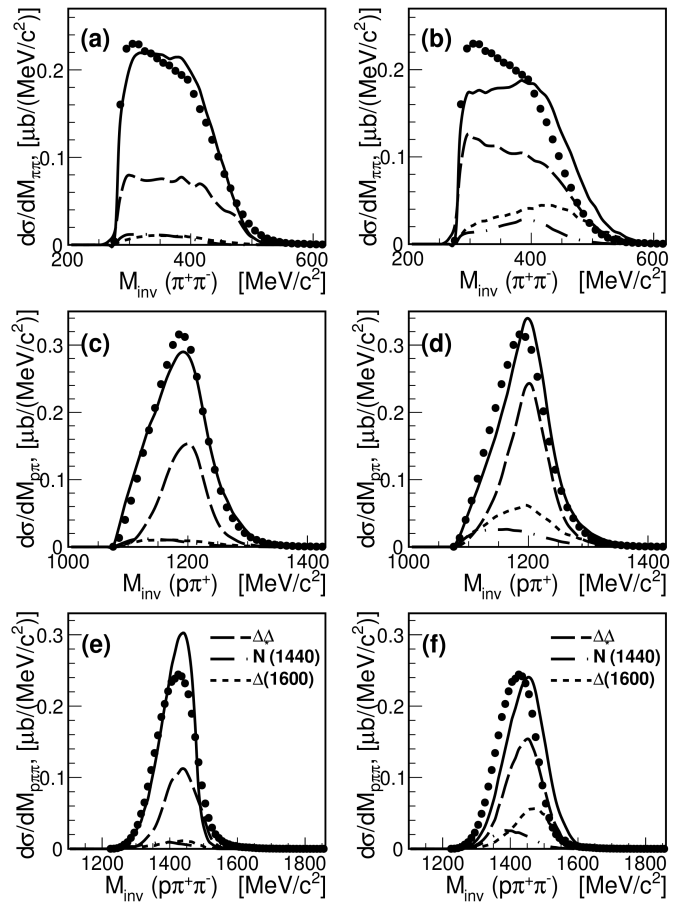


Figure 3: Experimental data (full dots) for $np \rightarrow npp\pi^+\pi^-$ at 1.25 GeV are compared to the total yield (solid curves) for the OPER model [43] (left column) and modified Valencia model [32, 33] (right column). In each case, the Δ (long-dashed), $N(1440)$ (long dash-dotted) and $\Delta(1600)$ (short-dashed) contributions are shown. a) and b): $\pi^+\pi^-$ invariant mass, c) and d): $p\pi^+$ invariant mass, e) and f): $p\pi^+\pi^-$ invariant mass distributions.

tafular for the $p\pi^-$ and $p\pi^+\pi^-$ invariant mass distributions (panels b) and d) in Fig. 2). No clear resonance behavior is indeed expected for the $p\pi^-$ system, since the $\Delta(1232)^0$ is disfavored by isospin with respect to Δ^{++} in all channels (double Δ , $N \rightarrow \Delta(1232)\pi$, and the $\Delta(1600) \rightarrow \Delta(1232)\pi$). This also holds for the $p\pi^+\pi^-$ system, due to the strong double Δ contribution. In addition, the $N(1440)^0$ excitation, which is as probable as the $N(1440)^+$, is favored by acceptance. This can be checked in Figs. 3c and 3d below, where the $N(1440)$ contributions are indeed shifted to low $p\pi^+\pi^-$ invariant mass. For the $\Delta(1600)$ excitation, the positive charge state, decaying into $p\pi^+\pi^-$, is favored by acceptance. This is probably the reason why the $p\pi^+\pi^-$ invariant mass distribution for this contribution is shifted in the models to the high-mass part of the available phase space. The OPER and Cao models give similar predictions for the $p\pi^-$ and $p\pi^+\pi^-$ observables and achieve a reasonable description of the $p\pi^-$ but predict a too narrow $p\pi^+\pi^-$ invariant mass distribution. In the case of the Valencia model, both the $p\pi^-$ and $p\pi^+\pi^-$ are overestimated on the high energy side. This points to a too large $\Delta(1600)$ contribution, as will be discussed below in some

details.

The three models present the largest deviations for the $\pi^+\pi^-$ invariant mass distribution. The sensitivity of this distribution to the two-pion production mechanism in $NN \rightarrow NN\pi\pi$ reactions has already been demonstrated in previous work [46, 30, 32, 34]. In fact, the puzzling enhancement observed in the low-energy part of the invariant mass spectra of two pions produced in pn or pd fusion reaction (the so-called ABC effect) was also a manifestation of this sensitivity and triggered the onset of double Δ excitation models [65]. The OPER model is not too far from the data, but has a slightly too flat shape, while the Cao and Valencia models fail strongly to describe the shape of this distribution. The double-hump structure which can be seen in the predictions of the Cao model is completely absent in our data. A very similar trend was already observed for the comparison of the Cao model predictions to the spectra measured in the $pp \rightarrow pp\pi^+\pi^-$ and $pp \rightarrow pp\pi^0\pi^0$ reactions above 1.1 GeV [46]. Since this double-hump structure is due to the $N(1440) \rightarrow \Delta\pi$ process, these results indicate that this contribution is too large in the Cao model. The OPER model gives the best description of the low mass part of this distribution, which seems to be mainly due to the addition of the OBE and "hanged" diagrams. However, the double Δ contribution is also much broader than in the case of the modified Valencia model (see Figs. 3a and b below). In the modified Valencia model, the excess in the region above 350 MeV/c² is due to both the $\Delta(1600)$ and the Roper contributions and their interference with the double $\Delta(1232)$ contribution. In particular, the interference between the Roper and double $\Delta(1232)$ contribution is small in overall, but has a significant constructive effect of the level of 10-15% in this region. Our data would be better described by a change of sign of this interference together with a reduction of the $\Delta(1600)$ contribution.

4.2. Angular distributions

Figure 4 exhibits the angular distributions for the $np \rightarrow np\pi^+\pi^-$ reaction at 1.25 GeV. Panels a), b), c), d) and e), f) correspond to the distributions of the opening angle of $\pi^+\pi^-$, polar angles of $p\pi^-$, $p\pi^+$, $p\pi^+\pi^-$ subsystems in the np CM system and polar angles of π^- and π^+ in the $p\pi^-$ and $p\pi^+$ Gottfried-Jackson frames, respectively. The CM frame was defined assuming the neutron at rest in the deuteron and the angles in the Gottfried-Jackson frame are defined with respect to the beam direction.

The excess of the measured yields at small $\pi^+\pi^-$ opening angles ($\cos \delta_{\pi^+\pi^-}^{CM} \sim 1$) with respect to the predictions of all models observed in Fig. 4 reflects the enhancement at small $\pi^+\pi^-$ invariant mass which was observed in Fig. 2a. Both variables are indeed strongly correlated. The large asymmetry of the distribution in the case of the Cao model and its steep peaking for back to back $\pi^+\pi^-$ emission ($\cos \delta_{\pi^+\pi^-}^{CM} = -1$) are related to the high-mass structure in Fig. 2a, which, as already mentioned, is due to the $N(1440) \rightarrow \Delta(1232)\pi$ decay. As explained in [30], this effect is produced by the double p-wave decay which gives an amplitude with a $\cos^2 \delta_{\pi^+\pi^-}^{CM}$ behavior. For the other models, the backward peaking is consistent with the

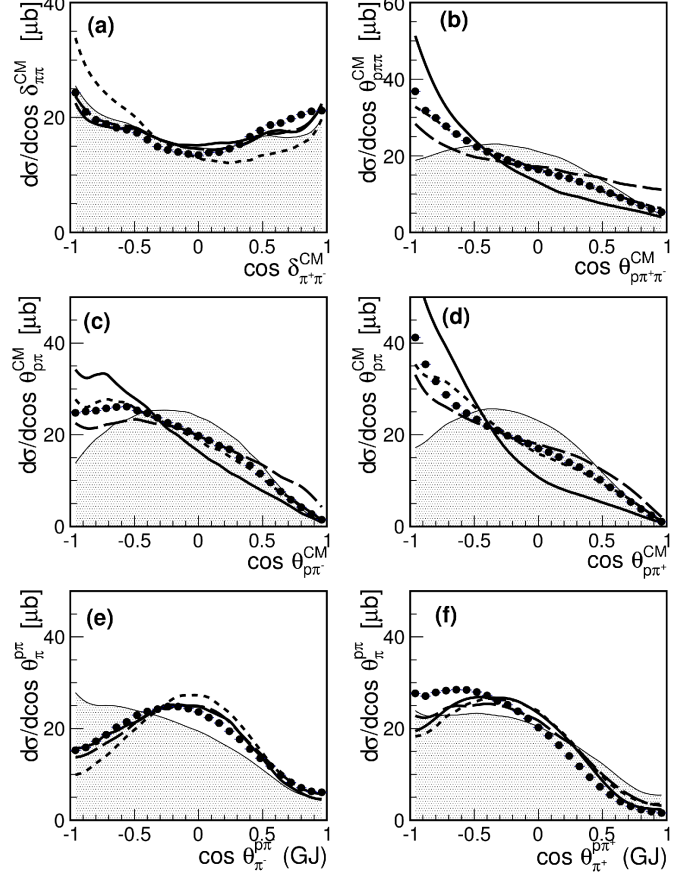


Figure 4: Same as Fig. 2, but for angular distributions: a) - opening angle of $\pi^+\pi^-$ in the np rest frame, b) - polar angle of $p\pi^+\pi^-$ in the np rest frame, c) - polar angle of $p\pi^-$ in the np rest frame, d) - polar angle of $p\pi^+$ in the np rest frame, e) - polar angle of π^- in the $p\pi^-$ Gottfried-Jackson frame, f) - polar angle of π^+ in the $p\pi^+$ Gottfried-Jackson frame.

data. It can be checked in Figs. 5a and b that the distributions are rather smooth for all contributions. In the case of the modified Valencia model, the roughly symmetric distribution results from the opposite trends of the double $\Delta(1232)$ and $\Delta(1600)$ which have yields respectively forward and backward peaked in the HADES acceptance. For the OPER model, the anisotropy is mainly due to the OBE terms, all other contributions being very flat. Since the $N(1440)$ contribution in the OPER model is dominated by the $\Delta\pi$ decay, we were expecting a larger anisotropy, following the arguments given above. In the case of the modified Valencia model, the $N(1440) \rightarrow \Delta(1232)\pi$ decay is suppressed with respect to the σN decay (see Table 1). It is therefore not surprising that the $N(1440)$ contribution does not present a strong anisotropy. The difference of the shapes of the $\cos \delta_{\pi^+\pi^-}^{CM}$ distributions obtained for the double Δ contributions in the modified Valencia and OPER models is consistent with the already mentioned different behavior of the $\pi^+\pi^-$ invariant masses (Figs. 5a and b).

The $\theta_{p\pi^+\pi^-}^{CM}$, $\theta_{p\pi^-}^{CM}$ and $\theta_{p\pi^+}^{CM}$ angular distributions shown in panels b) and c) and d) panels in Fig. 4, respectively, present a significant forward/backward asymmetry. This asymmetry reflects the fact that protons are emitted preferentially backward in the

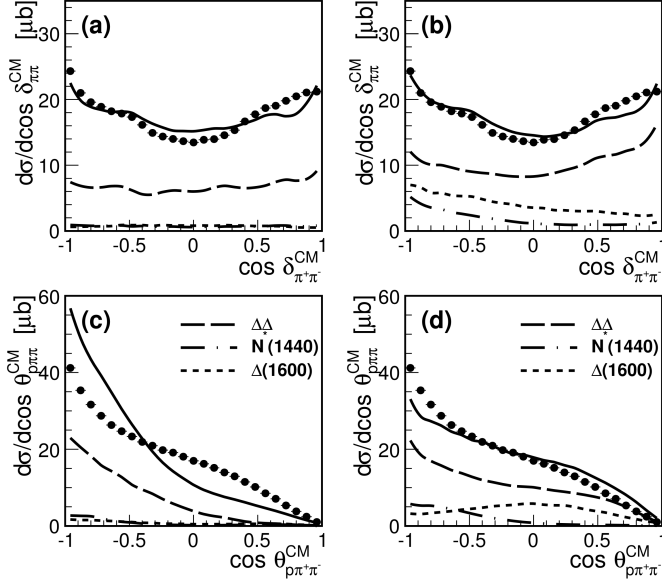


Figure 5: Same as Fig. 3 for opening angle of $\pi^+\pi^-$ in the np rest frame (a) and b)) and polar angle of $p\pi^+$ system in the np rest frame (c) and d)).

CM, which is mainly due to the strong $\Delta^+\Delta^-$ contribution. This process is more likely for small four-momentum transfers between the target proton and the Δ^+ and the beam neutron and the Δ^- respectively, hence the peaking of the protons at backward angles. Such a strong asymmetry is not present for the other contributions. However, the effect is also enhanced by the acceptance, as demonstrated by the distribution of the pure phase space. Due to the lacking detection capabilities for laboratory polar angles lower than 18° , the detection of the proton is indeed more likely at backward center-of-mass angles. The Cao model gives the best overall description of the three distributions. The modified Valencia model is also doing rather well, however forward/backward asymmetry is smaller than in experimental data. A much worse description of the slopes of $\theta_{p\pi^+\pi^-}^{CM}$, $\theta_{p\pi^-}^{CM}$ and $\theta_{p\pi^+}^{CM}$ is obtained in OPER model. As shown in Figs. 5c and 5d, the double Δ contribution is much more strongly backward peaked than in the modified Valencia model. However, the OBE and "hanged" contributions, which are not displayed in the picture, are also responsible for the too steep total angular distribution. One of the possible reasons of such a deviation can be the omission of the interference between the "hanged" and other diagrams [43]. The striking difference with the double Δ contribution in the modified Valencia model is probably due to the much lower cut-off parameters in the vertex form factors which induce a much steeper four-momentum transfer dependence. Worth to note is the strong difference between the $\theta_{p\pi^+}^{CM}$ and $\theta_{p\pi^-}^{CM}$ distributions, in contrast with the phase space distribution, which allows to appreciate the small effect of the different π^+ and π^- acceptances. Again, the modified Valencia model gives the best simultaneous estimate of these distributions, which we take as a hint that this model correctly describes the different isospin configurations of the two-pion production mechanisms. It can also be noted that, similarly to

the $\pi^+\pi^-$ invariant mass distributions, the description of the $\theta_{p\pi^+}^{CM}$ distribution could be improved by a reduction of the $\Delta(1600)$ contribution. The distributions of the pion angles $\theta_{\pi^-}^{p\pi^-}(GJ)$ and $\theta_{\pi^+}^{p\pi^+}(GJ)$ are shown in panels e) and f) in Fig. 4, respectively. The quantity θ_j^i denotes the angle between the three-momentum of particle j and the direction of the beam in the center-of-mass of particles i and j , taken relatively to the direction of the beam particle in this reference frame. These distributions also present striking differences for π^+ and π^- . It can be noted that the $\theta_{\pi^-}^{p\pi^-}(GJ)$ distribution is very well reproduced, especially by the OPER and modified Valencia model, while none of the models predict the observed enhancement for backward $\theta_{\pi^+}^{p\pi^+}(GJ)$.

To summarize the analysis of these distributions, the Valencia model provides a much better description than the Cao model. Our analysis therefore validates the changes introduced by the WASA collaboration in the original Valencia model, except perhaps for the $\Delta(1600)$ contribution, which seems to be too large. The OPER model, which is based on a very different approach, gives also a good description of the data. In particular, it fits better the $\pi^+\pi^-$ invariant masses than the modified Valencia model. However, the predictions are worse for the CM angular distributions of the $p\pi^+$, $p\pi^-$ and $p\pi^+\pi^-$ subsystems.

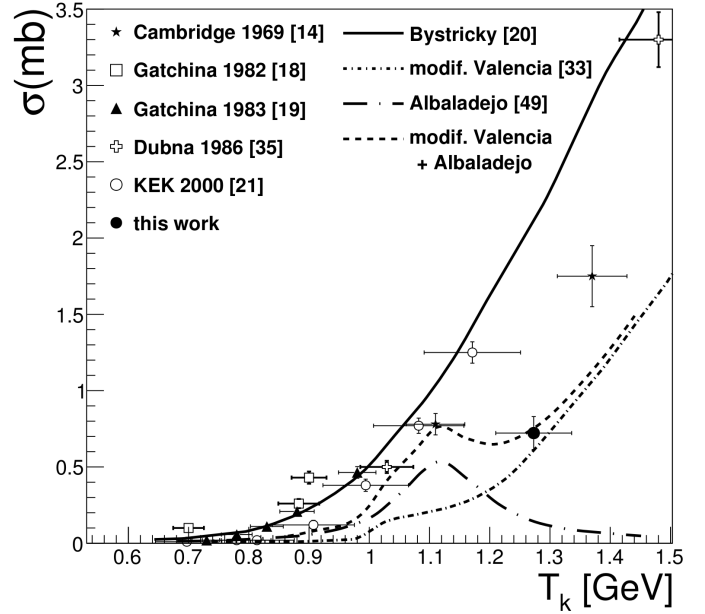


Figure 6: HADES measurement for the quasi-free $np \rightarrow np\pi^+\pi^-$ reaction using a deuterium beam at 1.25 GeV/nucleon (full dot) compared to world data shown by various symbols. The horizontal error bars indicate the spread of the neutron momentum in the different measurements. The full and short dash-dotted curves display respectively the "Bistricky parametrization" used for the OPER model [20] normalization and the predictions of the modified Valencia model [33]. The long dash-dotted curve is the estimate from [53] for the contribution of the dibaron resonance. The dashed curve is the sum of the modified Valencia model and dibaron resonance contributions.

4.3. Absolute cross sections

We come now to the discussions of the absolute yields. The measured differential cross section integrated over the HADES

acceptance is $34.9 \pm 1.5 \mu\text{b}$. The model [46] and [43] predictions, respectively 72.4 and $86 \mu\text{b}$ are larger by a factor more than 2, while the modified Valencia model [33] is in better agreement, with a cross section of $26.4 \mu\text{b}$, i.e., about 30% lower than the experimental value. Acceptance corrections were calculated using the modified Valencia model [33] and OPER model which give a reasonable description of the differential distributions, as shown in Figs. 2-5. In practice, eight different differential spectra, corresponding to the distributions in $M_{\pi^+\pi^-}$, $M_{p\pi^+}$, $M_{p\pi^-}$, $M_{pp\pi^+\pi^-}$, $\cos_{\delta_{\pi^+\pi^-}}^{CM}$, $\cos_{p\pi^+\pi^-}^{CM}$, $\cos_{p\pi^-}^{CM}$ and $\cos_{pp\pi^+\pi^-}^{CM}$ (Figs. 2 and 4 a-d) were corrected for acceptance using both models. The differences between the integrated yields obtained for these different distributions were used to determine the systematic errors. Following this procedure, we obtain for the total cross section $0.65 \pm 0.03 \text{ mb}$ using the modified Valencia model and $0.795 \pm 0.040 \text{ mb}$ using the OPER model. Our final estimate, taking into account these two values is $\sigma = 0.722 \pm 0.108 \text{ mb}$. This cross section is averaged over neutron energies accessible in the quasi-free $np \rightarrow np\pi^+\pi^-$ reaction at a deuteron beam energy of 1.25 GeV/nucleon . According to the fit of the missing mass (Fig. 1), taking into account the neutron energy and momentum distribution in the deuteron, the average neutron energy for this measurement is $1.273 \pm 0.063 \text{ GeV}$. Our data point is shown together with the world data in Fig. 6. In contrast to previous plots which can be found in the literature, we take into account the spread of the neutron momentum in the different measurements. The Cao model overestimates our point by a factor 2.4, with a prediction of 1.730 mb , which confirms that this model does not reproduce satisfactorily the $np \rightarrow np\pi^+\pi^-$ reaction in our energy range. The OPER model does not provide cross sections and was normalized to the "Bistricky parametrization" [20] (shown as a black curve in Fig. 6), which resulted from a simple interpolation between measurements over a wide energy range up to 2.2 GeV . This parametrization largely overestimates the NIMROD measurement [14], which was obtained at an incident energy higher by about 120 MeV than our experiment. On the other hand, it provided a good prediction for the measurement at KEK [21] which was obtained in the meantime. The latter is of special interest for the present study, since it was obtained for an incident energy only 70 MeV lower than our experiment. Our extrapolated cross section is approximately a factor 2.6 lower than the "Bistricky parametrization" that has a value of 1.88 mb at 1.25 GeV . This result is in contradiction with a smoothly increasing cross section as a function of the incident energy. This, as we will see in the following, could be expected in the presence of a resonance at lower energies. Our measurement is however hardly compatible with the KEK data ($\sigma = 1.25 \pm 0.05 \text{ mb}$ at $T_n = 1.17 \text{ GeV}$). A decrease of a factor 2 in such a small energy range is indeed difficult to explain. On the other hand, the modified Valencia gives a prediction of $590 \mu\text{b}$, i.e. much closer to our value. This model also reasonably reproduces not only the differential distributions for the $np \rightarrow np\pi^+\pi^-$ channel, as shown in this paper, but also the total cross sections and differential distributions for $pp \rightarrow pp\pi^0\pi^0$ [32] and $pp \rightarrow nn\pi^+\pi^+$ [33] channels measured by WASA below 1.4 GeV . However,

this model does not describe satisfactorily the general excitation function of the $np \rightarrow np\pi^+\pi^-$ reaction. The underestimation of the data at higher energies might well be due to the lack of higher lying resonances, such as $N(1520)$ and $N(1535)$ in the model. However, another explanation has to be found for the underestimation at lower energies.

In the hypothesis of a dibaryon resonance with a mass around 2.38 GeV , as claimed by the WASA collaboration, a structure is expected at a neutron energy around 1.13 GeV . Using the cross sections for $pn \rightarrow d^* \rightarrow d\pi^+\pi^-$ extracted by the WASA collaboration, Albaladejo et al. [53] have estimated the resonant cross section for the $np \rightarrow np\pi^+\pi^-$ channel, i.e., $pn \rightarrow d^* \rightarrow pn\pi^+\pi^-$ (see dash-dotted curve in Fig. 6). They concluded on the difficulty to reconcile the existing data with the resonance hypothesis, taking into account the large non-resonant contribution which has necessarily to be added. However, this conclusion is, to our opinion, strongly biased by the KEK point which is already beyond the resonance and favors a large non-resonant contribution. In this respect, our measurement, which provides a much smaller contribution, is in better agreement with the dibaryon resonance hypothesis. The expected resonant contribution at our energy is about 0.2 mb , less than one third of our measured cross section, and is compatible with a non-resonant contribution of the order of 0.5 mb as predicted by the modified Valencia model. According to this model, the non-resonant contribution at the peak of the resonance is only of the order of 0.2 mb . The existing cross section measurements in this region are therefore not inconsistent with a resonant cross-section of about 0.7 mb , as deduced from the WASA result in the $pn \rightarrow d\pi^+\pi^-$ channel. To illustrate that, we show in Fig. 6 the excitation function obtained by adding the dibaryon contribution from [53] to the modified Valencia model prediction. Except for the KEK point, the result describes within 20% the cross sections obtained for incident energies between 1 and 1.3 GeV , which is the energy range of the $pp \rightarrow pp\pi^0\pi^0$ and $pp \rightarrow nn\pi^+\pi^+$ data used to adjust the modified Valencia model. In particular, it is in perfect agreement with our measurement. The poorer description outside this energy range could probably be reduced by further adjustments of the Valencia model. No conclusion can however be drawn from this very crude calculation, due to the unknown effect of interferences between t-channel and s-channel processes. In addition, it would be necessary to include the decay of the resonance into a pn pair with other quantum numbers than the deuteron. According to the analysis in [66], this contribution is estimated to be of the order of 0.1 mb . The effect of the resonance contribution on the differential distributions and in particular to the $p\pi^+\pi^-$ invariant mass is also an open question. This can only be made using a full model, including in a consistent way the t-channel processes, based on the "modified Valencia" model and the resonant s-channel although a phenomenological approach was presented for the analysis of $np \rightarrow np\pi^0\pi^0$ in [37].

4.4. Acceptance corrected distributions

In order to allow for a more direct comparison of our data to differential cross sections for quasi-free $np \rightarrow np\pi^+\pi^-$ [39] and $np \rightarrow np\pi^0\pi^0$ [37] reactions measured in other experiments and

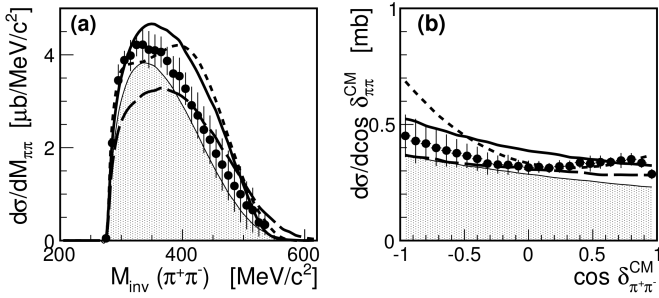


Figure 7: The acceptance corrected distributions of the $\pi^+\pi^-$ invariant mass (a) and opening angle of $\pi^+\pi^-$ in the np rest frame (b) for the $np \rightarrow np\pi^+\pi^-$ reaction at 1.25 GeV. The experimental data are shown by solid symbols. The theoretical predictions in 4π region from OPER [43], Cao [46] and modified Valencia models [33] are given by the solid, dashed and long-dashed curves, respectively. The shaded areas show the phase-space distributions.

possibly facilitate the comparison to other potential models key distributions have been corrected for acceptance. The correction has been done by using modified Valencia [33] and OPER [43] models. Fig. 7 presents the extrapolated distributions of $\pi^+\pi^-$ invariant mass and opening angle between pions in CM frame for $np \rightarrow np\pi^+\pi^-$ reaction at 1.25 GeV. The errors on extrapolated data take into account the difference between acceptance correction coefficients for modified Valencia [33] and OPER [43] models. The predictions of the different models in 4π are also displayed in Fig. 7 using the same normalisation as for the comparison inside HADES acceptance (Fig. 2 - 5). The different yields therefore illustrate the different acceptance correction factors. The same features as described in Sec. 4.1 and Sec. 4.2 for the results inside acceptance can be observed for the results extrapolated in 4π . Indeed the OPER [43] and modified Valencia [33] models give the best overall description of the shape of both distributions. The OPER [43] and in a lesser extent the modified Valencia [33] models give also good results for the $\pi^+\pi^-$ invariant mass and opening angle distributions measured in the $np \rightarrow np\pi^+\pi^-$ at 1. and 1.5 GeV. The results obtained at the three energies allow to follow the evolution of the mechanisms, characterized in particular by the important role of non-resonant contributions at 1 GeV and the dominance of double Delta excitation at 1.5 GeV. As for the $np \rightarrow np\pi^0\pi^0$ reaction at 1.13 GeV [37], where a dominance of the d^* contribution is observed, the shape of the $\pi\pi$ invariant mass is similar to our measurement, which confirms the rather low sensitivity of this observable to the s-channel resonant contribution, as stressed by the authors.

5. Conclusion

We have presented an analysis of high-statistics differential distributions obtained in the $np \rightarrow np\pi^+\pi^-$ reaction, using a deuterium beam at 1.25 GeV/nucleon and the HADES experimental set-up at GSI. In this channel, in addition to t-channel processes, mainly due to the Roper and double $\Delta(1232)$ excitations, the contribution of a s-channel process, with an intermediate dibaryon, as observed in the reaction $pn \rightarrow d\pi^+\pi^-$ might be present. In this paper, we focused on the compatibility of our

data with models including t-channel processes only. The experimental distributions have therefore been compared with the predictions of two Lagrangian models, the Cao model [46] and the "modified Valencia" model [33] and of the OPER model [43], based on one-pion and one-baryon exchanges. This analysis demonstrates the high sensitivity of the differential distributions to the different components of the two-pion production mechanism. The modified Valencia model gives a much better description of the shapes of the distributions than the Cao model. This good result supports the changes introduced by the WASA collaboration to describe the total and differential cross sections in $pp \rightarrow pp\pi^0\pi^0$ and $pp \rightarrow np\pi^+\pi^+$ in the same energy range, especially the reduction of the $N(1440) \rightarrow \Delta(1232)\pi$ contribution. The double Δ contribution seems to be rather well described by the model, which is important since this process is expected to contribute to dilepton production in the pn reaction [8]. However, some discrepancies are observed in our channel, like a missing strength at small $\pi^+\pi^-$ invariant masses and forward $\theta_{\pi\pi}^{CM}$ angles in the model. These discrepancies could be probably reduced by further adjusting the $\Delta(1600)$ and Roper contributions. However, such changes should also be validated by an analysis of two-pion production in other isospin channels. The OPER model gives also rather good results, except for the polar angle of the $p\pi^+$ system in the np rest frame, with a lower relative contribution of the double $\Delta(1232)$ contribution, and a significant contribution of one-baryon exchange graphs. Both models have been used to calculate acceptance corrections, and obtain an estimate of the total cross section of the $np \rightarrow np\pi^+\pi^-$ reaction at 1.25 GeV beam energy. This measurement is important due to the scarce existing measurement in the relevant energy range. The found rather low value of the cross section is not inconsistent with a resonant structure at low energies, as expected in presence of the dibaryon resonance, with mass $M \sim 2.38$ GeV and width $\Gamma \sim 70$ MeV reported by the WASA collaboration. However, our measurement is hardly compatible with the measurement performed at KEK at an incident neutron energy lower by 70 MeV. The modified Valencia model, which has been now validated for different channels, underestimates the total cross section in our measurement by only 30%. Under the resonance peak, the underestimation of the data is much larger and is also compatible with the resonant hypothesis. However, the present situation, both from experimental and theoretical aspects, is not clear enough to draw conclusions on the existence of the dibaryon resonance. On the experimental side, useful constraints in the present experiment could be obtained from the extraction of cross section at different neutron energies, the on-going analysis of the $pp \rightarrow pp\pi^+\pi^-$ and $pn \rightarrow d\pi^+\pi^-$ channels with HADES will allow for specific tests of the modified Valencia model and the dibaryon resonance contribution, respectively. The experimental situation should therefore further become clearer in a near future. On the theory side, we would like to call for the development of a full model, including in a consistent way the t-channel processes, based on the modified Valencia model and the s-channel processes including the dibaryon with above quoted parameters, which could provide a solid framework for the interpretation of the two-pion production data.

We acknowledge valuable discussions with Dr. T. Skorodko and are particularly indebted to her and Dr. Xu Cao for the provided calculations. The collaboration gratefully acknowledges the support by BMBF grants 06TM970I, 06GI146I, 06FY9100I, and 05P12CRGHE (Germany), by GSI (TM-FR1, GI/ME3, OF/STR), by Helmholtz Alliance HA216/EMMI, by grants MSMT LC07050, LA316 and GA ASCR IAA100480803 (Czech Republic), by grant NCN 2013/10/M/ST2/00042 (Poland), by INFN (Italy), by CNRS/IN2P3 (France), by grants MCYT FPA2000-2041-C02-02 and XUGA PGID T02PXIC20605PN (Spain), by grant UCY-10.3.11.12 (Cyprus), by INTAS grant 03-51-3208 and by EU contract RII3-CT-2004-506078.

References

- [1] S. Prakhov *et al.*, Phys. Rev. **C69** (2004) 045202.
- [2] U. Thoma *et al.*, Phys. Lett. **B659** (2008) 87; M. Battaglieri *et al.*, Phys. Rev. **D80** (2009) 072005; F. Zehr *et al.*, Eur. Phys. J. **A48** (2012) 98; V.I. Mokeev *et al.*, Phys. Rev. **C86** (2012) 035203.
- [3] G. Agakishiev *et al.* [HADES Collaboration], Phys. Rev. C **85** (2012) 054005.
- [4] G. Agakishiev *et al.* [HADES Collaboration], Eur. Phys. J. A **48** (2012) 64.
- [5] G. Agakishiev *et al.*, [HADES Collaboration] Eur. Phys. J. A **50** (2014) 82.
- [6] S. Leupold, V. Metag and U. Mosel, Int. J. Mod. Phys. E **19** (2010) 147.
- [7] G. Agakishiev *et al.* [HADES Collaboration], Phys. Lett. **B690**, (2010) 118.
- [8] M. Bashkanov and H. Clement, Eur. Phys. J. A **50** (2014) 107.
- [9] M. Bashkanov *et al.*, Phys. Rev. Lett. **102** (2009) 052301.
- [10] P. Adlarson *et al.*, Phys. Rev. Lett. **106** (2011) 242302.
- [11] E. Pickup *et al.*, Phys. Rev. **125** (1961) 2091.
- [12] E.L. Hart *et al.*, Phys. Rev. **126** (1962) 747.
- [13] A.M. Eisner *et al.*, Phys. Rev. **138** (1965) B670.
- [14] D.C. Brunt *et al.*, Phys. Rev. **187** (1969) 1856.
- [15] D.R.F. Cochran *et al.*, Phys. Rev. **D6** (1972) 3085.
- [16] F.H. Cverna *et al.*, Phys. Rev. **C23** (1981) 1698.
- [17] F. Shimizu *et al.*, Nucl. Phys. **A386** (1982) 571.
- [18] L.G. Dakhno *et al.*, Yad. Fiz. **36**, 1982, 83.
- [19] L.G. Dakhno *et al.*, Sov. J. Nucl. Phys. **37** (1983) 540.
- [20] J. Bystricky *et al.*, J. Phys. **48** (1987) 1901.
- [21] T. Tsuboyama *et al.*, Phys. Rev. **C62** (2000) 034001.
- [22] E. Doroshkevich *et al.*, Eur. Phys. J. **A18** (2003) 171.
- [23] V.V. Sarantsev *et al.*, Phys. Atom. Nucl. **70** (2007) 1885-1888.
- [24] W. Brodowski *et al.*, Phys. Rev. Lett. **88** (2002) 192301.
- [25] J. Johanson *et al.*, Nucl. Phys. **A712** (2002) 75.
- [26] J. Pätzold *et al.*, Phys. Rev. **C67** (2003) 052202.
- [27] S. Abd El-Bary *et al.*, Eur. Phys. J. **A37** (2008) 267.
- [28] S. Abd El-Samad *et al.*, Eur. Phys. J. **A42** (2009) 159.
- [29] S. Dymov *et al.*, Phys. Rev. Lett. **102** (2009) 192301.
- [30] T. Skorodko *et al.*, Eur. Phys. J. **A35** (2008) 317.
- [31] T. Skorodko *et al.*, Phys. Lett. **B679** (2009) 30.
- [32] T. Skorodko *et al.*, Phys. Lett. **B695** (2011) 155.
- [33] T. Skorodko *et al.*, Eur. Phys. J. **A47** (2011) 108.
- [34] P. Adlarson *et al.*, Phys. Lett. **B706** (2012) 256.
- [35] C. Besliu *et al.*, Sov. J. Nucl. Phys. **43** (1986) 565.
- [36] P. Adlarson *et al.* [WASA-at-COSY Collaboration], Phys. Rev. C **88** (2013) 055208.
- [37] P. Adlarson *et al.*, Phys. Lett. **B743** (2015) 325-322.
- [38] A.P. Jerusalimov *et al.*, arXiv:1102.1574 (2011).
- [39] A.P. Jerusalimov *et al.*, Eur. Phys. J. **A51** (2015) 83.
- [40] B.C. Liu *et al.*, Few-Body Syst. **54** (2013) 353.
- [41] E. Ferrari, Nuovo Cimento **30** (1963) 240.
- [42] A.P. Jerusalimov, arXiv:1203.3330 (2012).
- [43] A.P. Jerusalimov, arXiv:1208.3982 (2012).
- [44] R.A. Arndt *et al.*, Int. J. Mod. Phys. **A18** (2003) 449.
- [45] L. Alvarez-Ruso, E. Oset and E. Hern'andez, Nucl. Phys. **A633** (1998) 519.
- [46] X. Cao, B.-S. Zou and H.-S. Xu, Phys. Rev. **C81** (2010) 12.
- [47] P. Adlarson *et al.*, Phys. Lett. **B721** (2013) 229.
- [48] P. Adlarson *et al.*, Phys. Rev. **C90** (2014) 035204.
- [49] P. Adlarson *et al.*, Phys. Rev. Lett. **112** (2014) 202301.
- [50] G. Agakishiev *et al.* [HADES Collaboration], Eur. Phys. J. **A41** (2009) 243.
- [51] G. Agakishiev *et al.* [HADES Collaboration], Eur. Phys. J. A **48** (2012) 74.
- [52] G. Faldt and C. Wilkin, Phys. Lett. B **701** (2011) 619.
- [53] M. Albaladejo and E. Oset, Phys. Rev. **C88** (2013) 014006.
- [54] D. Albers *et al.* [EDDA Collaboration], Eur. Phys. J. **A22** (2004) 125.
- [55] I. Fröhlich *et al.*, PoS ACAT2007, **076**, arXiv:0708.2382v2 (2007).
- [56] I. Fröhlich *et al.*, Eur. Phys. J. **A45**, (2010), 401.
- [57] G. Agakishiev *et al.* [HADES Collaboration], Eur. Phys. J. **A48** (2012) 74.
- [58] M. Lacombe *et al.*, Phys. Lett. **B101** (1981) 139.
- [59] Particle Data Group, Phys. Lett. **B667** (2008) 1.
- [60] A.V. Sarantsev *et al.*, Phys. Lett. **B659** (2008) 94-100.
- [61] A.V. Anisovich *et al.*, Eur. Phys. J. **A48** (2012) 15.
- [62] D. M. Manley and E. M. Saleski, Phys. Rev. D **45** (1992) 4002.
- [63] L. Hulthen and M. Sugawara, in Handbuch der Physik, edited by S. Flugge (Springer-Verlag, Berlin) **39** (1957) 14.
- [64] R. Machleidt, Phys. Rev. **C63** (2001) 024001.
- [65] T. Risser and M. D. Shuster, Phys. Lett. B **43** (1973) 68.
- [66] M. Bashkanov, H. Clement and T. Skorodko, Eur. Phys. J. **A51**, (2015) 87