

Article

Some Elementary Aspects of 4-dimensional Geometry

J. Scott Carter^{1,*} and **David A. Mullens**¹¹ University of South Alabama, Department of Mathematics and Statistics, Mobile, AL 36688

* Author to whom correspondence should be addressed; carter@southalabama.edu, 251-460-6264, Fax 251-460-7969

Version October 11, 2018 submitted to Symmetry. Typeset by L^AT_EX using class file mdpi.cls

Abstract: We indicate that Heron's formula (which relates the square of the area of a triangle to a quartic function of its edge lengths) can be interpreted as a scissors congruence in 4-dimensional space. In the process of demonstrating this, we examine a number of decompositions of hypercubes, hyper-parallelgrams, and other elementary 4-dimensional solids.

Keywords: Heron's Formula, Scissor's Congruence, Nicomachus's Theorem, Hypercube, 4-dimensional Geometry, Hyper-solids

1. Introduction

Heron's formula gives the explicit relationship among the area, A , of a triangle and its edge lengths. We assume, now and throughout, that a triangle with edge lengths, a, b, c where $0 < a \leq b \leq c$ is given. The *semi-perimeter* is the quantity: $s = (a + b + c)/2$. One representation of the formula is

$$A = \sqrt{s(s-a)(s-b)(s-c)}.$$

The formula was written in Heron's (Hero's) book *Metrica* circa 60AD. According to wikipedia [8], the formula may have been known to Archimedes more than two centuries earlier. But Heron's book was a compendium of a number of known results. Here, we square both sides of the equation and multiply by the denominator to get the following expression

$$16A^2 = (a + b + c)(-a + b + c)(a - b + c)(a + b - c).$$

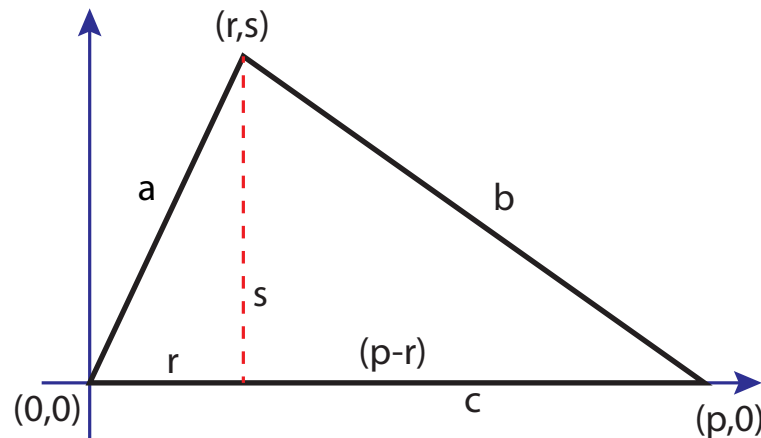


Figure 1. A standard triangle of side lengths $a \leq b \leq c$

9 This can be considered an expression that relates the 4-dimensional volumes of a number of hyper-solids.
 10 As the text develops, we will further manipulate this expression all the while maintaining a 4-dimensional
 11 awareness of the algebraic manipulations that are performed.

12 Our primary purpose here is to indicate a 4-dimensional scissors congruence among the hyper-solids
 13 that are involved in Heron's formula. But in the process, we will also develop several secondary goals
 14 along the way. These are our own interpretations of conversations with several people. Most importantly,
 15 we hope to develop the reader's intuition and interest in elementary 4-dimensional geometry.

16 In particular, many algebraic identities, such as the binomial and multi-nomial theorems, have elegant
 17 and useful interpretations in terms of relating the higher dimensional volumes of various n -cubes. The
 18 symmetries in the expressions are manifest in the symmetries among the pieces of these decompositions.

We remark here that the algebraic proof of Heron's formula given in this form goes as follows. Suppose that we arrange the triangle in the coordinate plane as indicated in Fig. 1. In this way, one vertex is at the origin, the longest side (the side of length c) lies along the x -axis with a vertex at the point $(p, 0)$ (Here a different coordinate is chosen so that in the new variables are of the same flavor). The remaining vertex lies at the point (r, s) . In this way, $a^2 = r^2 + s^2$, and $b^2 = s^2 + (p - r)^2$. The left-hand-side of Heron's formula can be shown to be $4p^2s^2$. The right-hand-side reduces to

$$\text{RHS} = 2a^2b^2 + 2a^2c^2 + 2b^2c^2 - a^4 - b^4 - c^4.$$

19 We expand the terms on the right-hand-side as follows:

$$\begin{aligned} 2a^2b^2 &= 2(r^2 + s^2)((p - r)^2 + s^2) \\ &= 2r^2(p - r)^2 + 2s^2(p - r)^2 + 2r^2s^2 + 2s^4. \end{aligned}$$

$$\begin{aligned} 2a^2c^2 &= 2(r^2 + s^2)p^2 \\ &= 2r^2p^2 + 2s^2p^2. \end{aligned}$$

$$\begin{aligned} 2b^2c^2 &= 2((p - r)^2 + s^2)p^2 \\ &= 2(p - r)^2p^2 + 2s^2p^2. \end{aligned}$$

$$\begin{aligned} -a^4 &= -(r^2 + s^2)(r^2 + s^2) \\ &= -r^4 - 2r^2s^2 - s^4. \end{aligned}$$

$$\begin{aligned} -b^4 &= -((p - r)^2 + s^2)((p - r)^2 + s^2) \\ &= -(p - r)^4 - 2s^2(p - r)^2 - s^4. \end{aligned}$$

$$-c^4 = -p^4.$$

20 We cancel like terms:

$$\begin{aligned} RHS &= 2r^2(p - r)^2 \\ &+ 2r^2p^2 + 2s^2p^2 \\ &+ 2(p - r)^2p^2 + 2s^2p^2 \\ &+ (-r^4) \\ &+ (-(p - r)^4) \\ &+ (-p^4). \end{aligned}$$

21 After regrouping:

$$\begin{aligned} RHS &= 4s^2p^2 \\ &+ 2r^2(p - r)^2 + 2(p - r)^2p^2 - (p - r)^4 \\ &+ (-p^4) + 2r^2p^2 - r^4. \end{aligned}$$

22 We factor the last line

$$\begin{aligned}
 RHS &= 4s^2p^2 \\
 &+ 2r^2(p-r)^2 + 2(p-r)^2p^2 - (p-r)^4 \\
 &+ (-(p^2-r^2)^2) \\
 &= 4s^2p^2 \\
 &+ 2r^2(p-r)^2 + 2(p-r)^2p^2 - (p-r)^4 \\
 &+ -(p-r)^2(p+r)^2.
 \end{aligned}$$

23 And combine like terms again:

$$\begin{aligned}
 RHS &= 4s^2p^2 \\
 &+ (p-r)^2[2r^2 + 2p^2 - (p-r)^2 - (p+r)^2] \\
 &= 4s^2p^2.
 \end{aligned}$$

As such the formula has been proven. However, we point out that even in our most quiet moments, the simplification

$$(a+b+c)(a+b-c)(a-b+c)(-a+b+c) = 2a^2b^2 + a^2c^2 + b^2c^2 - a^4 - b^4 - c^4$$

24 is quite tedious. After some preliminary work on developing higher dimensional models and the reader's
 25 intuition on 4-dimensional geometry, our first task will be to show how to use 4-dimensional geometry
 26 to encode the simplification. The second task that we endeavor upon is to capitalize upon a scissor's
 27 congruence proof of the Pythagorean Theorem, to expand the 4-dimensional solids of size a^4 , b^4 , and
 28 a^2b^2 . Each of a^2 and b^2 is the square of a hypotenuse of a right triangle, and can each be written as
 29 a sum of squares. To do so, one decomposes the square figure into five pieces and reassembles them.
 30 In 4-dimensions, the quartics a^4 , b^4 , and a^2b^2 are decomposed into twenty-five pieces and reassembled
 31 as the sum of four hypercubes (or more precisely, hyper-rectangles). The grouping and factoring that
 32 is indicated above can also be seen in terms of 4-dimensional scissor's congruences. Meanwhile, there
 33 is a little work to rearrange the factorization $4s^2p^2$ from four copies of a 4-dimensional figure that is a
 34 parallelogram times itself into a hyper-rectangle.

In Section 2, we discuss the n -cube from several points of view including its representation as a configuration space. Then we decompose it into right n -dimensional simplicies. This decomposition gives Nicomachus's Theorem [6]. Our interpretation yields that the cube $[0, a]^4$ can be decomposed as the union of four congruent figures, each of the form a right isosceles triangle times itself. In Section 3, we discuss the multinomial theorem as another decomposition of the n -cube, and we use this idea to organize the computation of the right-hand-side of Heron's formula. In Section 4, we demonstrate that the proof of the Pythagorean Theorem can be adjusted to a proof of a 4-dimensional result: if $z^2 = x^2 + y^2$, and $u^2 + v^2 = w^2$, then the hyper-cube $[0, z] \times [0, z] \times [0, w] \times [0, w]$ can be cut into 25 pieces that can be reassembled into a figure that is the product of a pair of sums of squares. This is the geometric interpretation of the identity

$$z^2w^2 = x^2u^2 + x^2v^2 + y^2u^2 + y^2v^2.$$



Figure 2. The vertices of a cube correspond to binary digits

35 In Section 5, we tie up some loose ends in the algebraic proof above. Section 6 discusses the
 36 left-hand-side of the equation, and Section 7 is a conclusion.

37 2. The n -dimensional cube

38 From a mathematician's perspective, the n -dimensional unit cube is a very natural object. It is written
 39 as $[0, 1]^n$ and can be considered as the set of functions from $\{1, 2, \dots, n\}$ to the unit interval. A given
 40 function is determined by its set of values, and these are expressed as coordinates (x_1, x_2, \dots, x_n) where
 41 x_j is the value of a given function on $j \in \{1, 2, \dots, n\}$. For $j = 1, 2, \dots, n$, each x_j is bounded between
 42 0 and 1. We occasionally write $0 \leq x_1, x_2, \dots, x_n \leq 1$ to indicate the collection of such relations. In the
 43 rest of this section, we develop a number of metaphors so that different intuitions can be developed.

44 2.1. Fingers

45 Before we consider the unit n -cube in general, let us consider binary digits — your fingers, each
 46 in one of two possible states. Hold up your right hand and make a fist. Now sequentially start from
 47 your thumb and proceed through each of the remaining digits. Hold up your thumb as if hitch-hiking or
 48 simply giving a “thumbs-up;” retract it. Now hold up your index finger and retract it. Do so with each
 49 of your middle, annular, and your baby finger (pinky). Hold up some pair of fingers. In how many ways
 50 can two fingers be held up (10)? How many ways can you hold up three fingers (again, 10)? How about
 51 four fingers (5)?

52 These are digits since they are fingers. They are binary since they are either up or down. Assign
 53 the number $2^0 = 1$ to your thumb; assign $2^1 = 2$ to your index finger; assign $2^2 = 4$ to your middle
 54 finger, assign 8 to your ring finger, and assign 16 to your pinky. When you consider all possible finger
 55 configurations on one hand, you can see that you can represent each integer from 0 to 31 as the sum of
 56 the values of the upheld fingers in each finger configuration.

57 In Fig. 2, we have arranged the first eight of these configurations at the vertices of a cube in
 58 3-dimensional space.

59 In returning to the description of the unit n -dimensional cube as $[0, 1]^n$ — the set of functions from
 60 $\{1, \dots, n\}$ into the unit interval, we observe that the binary sequences are the extreme values of such
 61 functions: $x_j = 0$ or $x_j = 1$ for each $j = 1, \dots, n$.

62 2.2. Kitchen drawers

63 Imagine a small kitchen that has exactly four drawers. Each drawer can be open or closed. As such,
 64 we can describe the state of the kitchen cabinet as a binary sequence. But let us suppose that each drawer

65 can be open any distance from 0 cubits up to fully open at a cubit.¹ Let us label the drawers with integers
66 1 through 4. Then the configurations of the set of drawers corresponds to a function from $\{1, 2, 3, 4\}$ into
67 $[0, 1]$. So the possible states for this kitchen cabinet corresponds to the points of a 4-dimensional cube.
68 We call this cube the *hypercube*.

69 2.3. An Archive

70 It is easy to generalize from the kitchen cabinet to a large archive in a bureaucracy. This archive has
71 a large number of cabinets, say n of them. Each cabinet consists of a single drawer. The cabinets lie
72 along the south wall of a building and are numbered east-to-west from 1 through n . The drawers can
73 open up to a full meter. And so the set of possible configurations of the cabinets corresponds to the
74 unit n -dimensional cube $[0, 1]^n$ since if x_j is the distance (in meters) that the j th drawer is open, then
75 $0 \leq x_j \leq 1$. The configuration of any one drawer is independent of the configuration of all the other
76 drawers.

77 2.4. Triangles, tetrahedra, and so forth

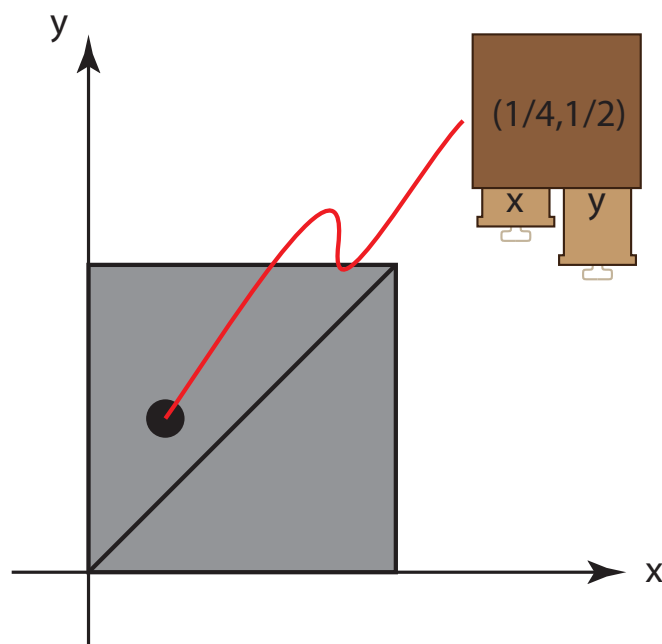


Figure 3. The square as a pair of open drawers

¹ By convention a cubit is roughly half a meter. The units are chosen to appear to be realistic from the point of view of a kitchen.

78 We begin this subsection with a simple case. Consider the possible configurations of a pair of drawers.
 79 Let x denote the distance that the first drawer is opened, and let y denote the distance that the second
 80 drawer is opened. Of course $0 \leq x, y \leq 1$ — that is each drawer can be opened any amount from 0
 81 meters to 1 meter. This situation can be subdivided into two cases. Either the drawer on the left is no
 82 more open than the drawer on the right is, or vice versa. Thus either $0 \leq x \leq y \leq 1$ or $0 \leq y \leq x \leq 1$.
 83 These cases are not disjoint; their coincidence occurs when both drawers are equally open: $x = y$. The
 84 set of all configurations of the drawers correspond to a unit square. We have decomposed the square
 85 as the union of two isosceles right triangles whose legs are a unit length. They intersect along their
 86 diagonals.

87 For example, the point $(1/4, 1/2)$ in the unit square corresponds to the configuration in which the
 88 drawer on the left is open half as much as the drawer on the right which is half-open. See Fig. 3.

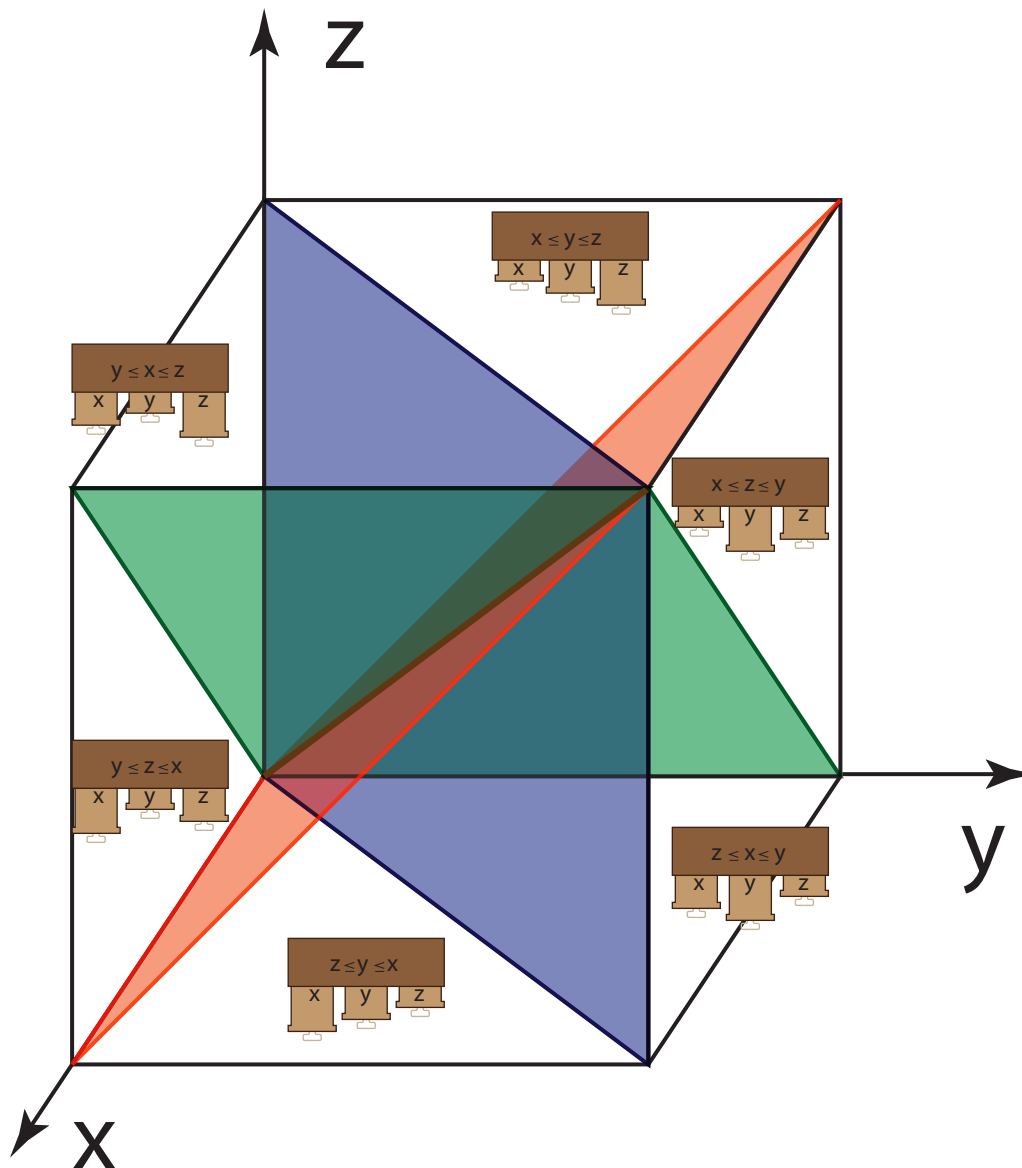


Figure 4. Decomposing the 3-cube as the union of six tetrahedra

Now consider three drawers. Let x , y , and z denote the amount that each is pulled out. As before $0 \leq x, y, z \leq 1$, but there is no relation among the openness of the drawers in general. We decompose this situation into six configurations:

$$0 \leq x \leq y \leq z \leq 1, \quad 0 \leq y \leq x \leq z \leq 1, \quad 0 \leq x \leq z \leq y \leq 1, \\ 0 \leq z \leq x \leq y \leq 1, \quad 0 \leq y \leq z \leq x \leq 1, \quad \& \quad 0 \leq z \leq y \leq x \leq 1.$$

89 as indicated in Fig. 4. Using the coordinates of the 3 dimensional cube that are indicated, the cube has
 90 been decomposed into six congruent tetrahedra. Each tetrahedron has three edges with length 1, two
 91 edges of length $\sqrt{2}$ and one edge of length $\sqrt{3}$. All the tetrahedra intersect along the edge of length $\sqrt{3}$
 92 since this line corresponds to the configuration of drawers in which all are equally open. The interior
 93 triangular faces with edge lengths 1, $\sqrt{2}$ and $\sqrt{3}$ correspond to configurations of drawers in which at
 94 least two are equally open and the other drawer is either open no more or no less than the two equal
 95 drawers. The exterior triangular faces that have edge lengths 1, 1 and $\sqrt{2}$ correspond to exactly one
 96 drawer being fully open or fully closed.

97 In full generality, we have n drawers with drawer number j open to a distance x_j . In this case
 98 $0 \leq x_1, x_2, \dots, x_n \leq 1$. There are $n! = n(n-1)!$ (where $0! = 1$) possible orderings of the distances
 99 that the drawers can be open. To see this observe that the j th drawer may be pulled out a greater distance
 100 than all the others. Thus there are n possible ways for one drawer to be more extended than all the rest.
 101 By induction, the remaining $(n-1)$ drawers are ordered in $(n-1)!$ configurations.

A right n -dimensional simplex consists of the point set

$$\Delta^n = \{(x_1, x_2, \dots, x_n) \in [0, 1]^n : 0 \leq x_1 \leq x_2 \leq \dots \leq x_n \leq 1\}.$$

102 The n -dimensional cube can be decomposed into $n!$ such simplices that are all congruent. So the
 103 n -dimensional volume of such a simplex is $\frac{1}{n!}$.

There is a typographical trick called *the L7-trick*², to obtain the set of vertices for each simplex. Let n be fixed. Consider a row of n 0s (separated, if you like, by commas): 00...0. Also construct a column of n 1s. Now the column of 1s can be appended below any one of the 0s. Thus there are n possible ways of doing so. For each such shape, we can insert the $(n-1)!$ shapes that exist by induction. The first step of the induction is to consider the array $\begin{bmatrix} 0 \\ 1 \end{bmatrix}$. In the next step, we have the arrays

$$\begin{bmatrix} 0 & 0 \\ 1 & 1 \end{bmatrix} \quad \begin{bmatrix} 0 & 0 \\ 1 & 1 \end{bmatrix}$$

104 which can be filled as

$$\begin{bmatrix} 0 & 0 \\ 0 & 1 \\ 1 & 1 \end{bmatrix} \quad \begin{bmatrix} 0 & 0 \\ 1 & 0 \\ 1 & 1 \end{bmatrix}.$$

² Cf. the second verse to *Woolly Bully* as sung by Sam the Sham and the Pharohs

The rows are the coordinates of the vertices of the two triangles $0 \leq x \leq y \leq 1$ and $0 \leq y \leq x \leq 1$ into which the unit square was decomposed. For the cube, we start from the three arrays:

$$\begin{bmatrix} 0 & 0 & 0 \\ & 1 & \\ & 1 & \\ & 1 & \end{bmatrix} \quad \begin{bmatrix} 0 & 0 & 0 \\ & 1 & \\ & 1 & \\ & 1 & \end{bmatrix} \quad \begin{bmatrix} 0 & 0 & 0 \\ & 1 & \\ & 1 & \\ & 1 & \end{bmatrix}$$

105 and fill them respectively with the two arrays above.

$$\begin{bmatrix} 0 & 0 & 0 \\ 0 & 0 & 1 \\ 0 & 1 & 1 \\ 1 & 1 & 1 \end{bmatrix} \quad \begin{bmatrix} 0 & 0 & 0 \\ 0 & 1 & 0 \\ 0 & 1 & 1 \\ 1 & 1 & 1 \end{bmatrix} \quad \begin{bmatrix} 0 & 0 & 0 \\ 1 & 0 & 0 \\ 1 & 0 & 1 \\ 1 & 1 & 1 \end{bmatrix}$$

$$\begin{bmatrix} 0 & 0 & 0 \\ 0 & 0 & 1 \\ 1 & 0 & 1 \\ 1 & 1 & 1 \end{bmatrix} \quad \begin{bmatrix} 0 & 0 & 0 \\ 0 & 1 & 0 \\ 1 & 1 & 0 \\ 1 & 1 & 1 \end{bmatrix} \quad \begin{bmatrix} 0 & 0 & 0 \\ 1 & 0 & 0 \\ 1 & 1 & 0 \\ 1 & 1 & 1 \end{bmatrix}.$$

In the next step, each of these six matrices are fed into the four patterns

$$\begin{bmatrix} 0 & 0 & 0 & 0 \\ & 1 & & \\ & 1 & & \\ & 1 & & \end{bmatrix} \quad \begin{bmatrix} 0 & 0 & 0 & 0 \\ & 1 & & \\ & 1 & & \\ & 1 & & \end{bmatrix} \quad \begin{bmatrix} 0 & 0 & 0 & 0 \\ & 1 & & \\ & 1 & & \\ & 1 & & \end{bmatrix} \quad \begin{bmatrix} 0 & 0 & 0 & 0 \\ & 1 & & \\ & 1 & & \\ & 1 & & \end{bmatrix}.$$

106 The resulting rows of each matrix are the five vertices of each 4-simplex. The union of these fills
107 the 4-cube. The situations are illustrated in Fig. 5. In this figure six copies of each 3-dimensional cube
108 $x = 1, y = 1, z = 1,$ and $w = 1$ are illustrated. In each such cube a tetrahedron is drawn, and this is to
109 be coned to the origin in the figure. The rows of the matrices that appear to the left of each hypercube
110 indicate the coordinates of the vertices of the 4-simplices which are drawn as small purple spheres.

111 2.5. Pyramidal sets

In the unit n -cube, $[0, 1]^n$ consider the set

$$P_n = \{(x_1, \dots, x_n) : 0 \leq x_j \leq 1 \text{ (for all } j = 1, \dots, n) \text{ \& } x_i \leq x_n \leq 1 \text{ (for all } i = 1, \dots, n-1)\}.$$

112 For any fixed value $x_n = C$, the cross-sectional set $\{(x_1, \dots, x_{n-1}, C) : 0 \leq x_j \leq C\}$ is an $(n -$
113 $1)$ -dimensional cube $[0, C]^{n-1}$ whose volume³, then is C^{n-1} .

114 Considering the situation of drawers, we can imagine a "high priority drawer" which can be opened
115 any distance between 0 and 1 meters. If it is opened to C meters, then the remaining drawers can only be

³ We will use the term *volume* to mean n -dimensional volume

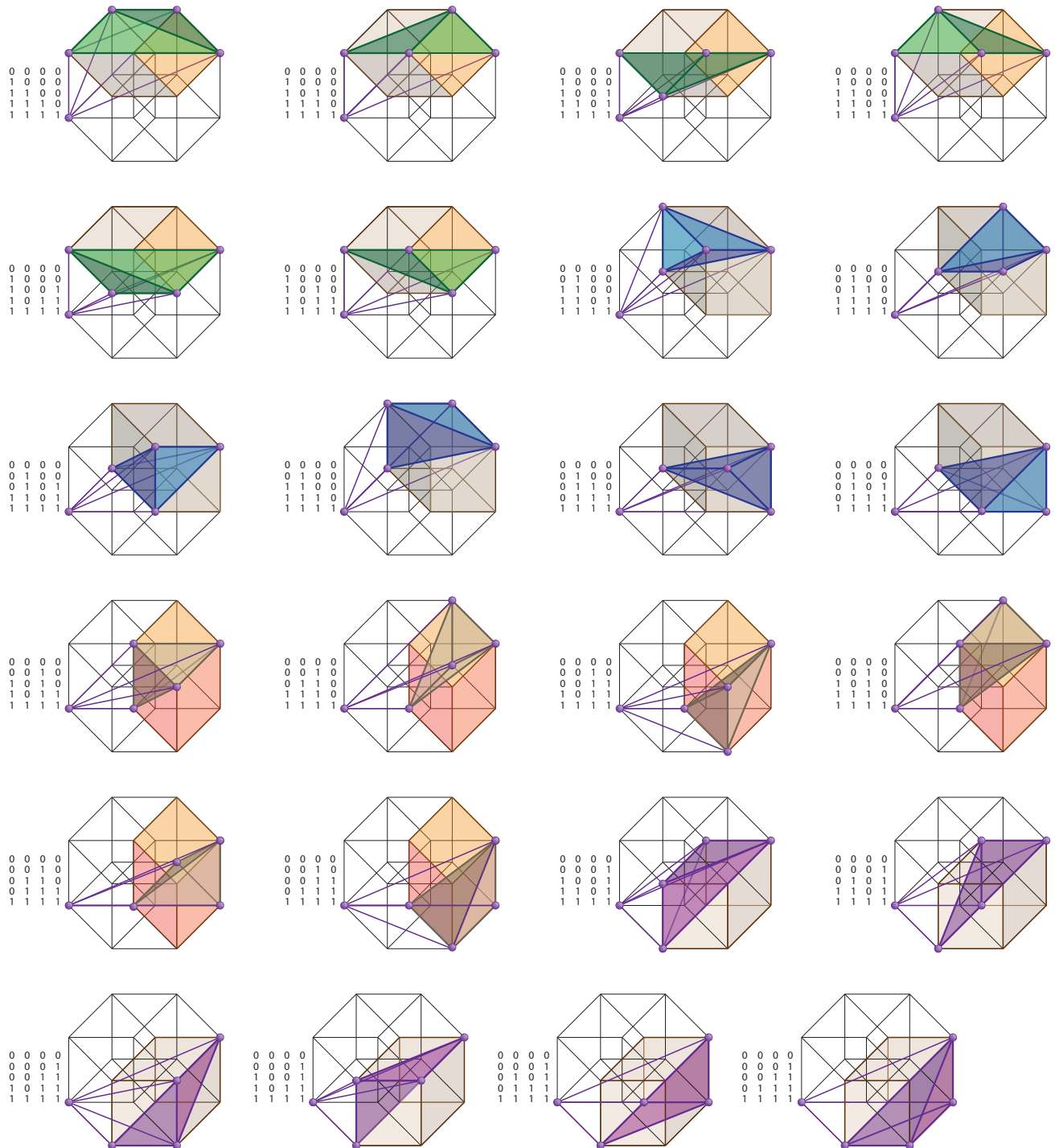


Figure 5. The twenty-four 4-simplices that fill the 4-cube

116 opened that far. Or we can imagine an alternative situation in which a king or queen (sovereign) is seated
 117 in one of n -chairs. All the subjects are also seated, and no-one is to stand taller than the sovereign. As the
 118 sovereign stands, all the inferiors attempt to stand. The set of configurations of partially standing people
 119 corresponds to the configurations of partially opened drawers and of the points in the *pyramidal set* P_n .
 120 Here, note that the subscript n on the expression P_n indicates that the last coordinate is the position of
 121 the sovereign.

More generally, let

$$P_k = \{(x_1, \dots, x_n) : 0 \leq x_j \leq 1 \text{ (for all } j = 1, \dots, n) \text{ \& } x_i \leq x_k \leq 1 \text{ (for all } i \neq k)\}.$$

Observe, that the n -cube is decomposed into n congruent pyramids. One can then interpret this decomposition as a geometric manifestation of the fact that

$$\int_0^1 x^{n-1} dx = \frac{1}{n}.$$

122 This interpretation was given in [3] and earlier in [1].

123 2.6. The cone on a cube is a square of a triangle

A favorite formula from discrete mathematics is Nicomachus's Theorem

$$\sum_{k=1}^n k^3 = \left(\binom{n+1}{2} \right)^2.$$

One usually proves this by induction. Since

$$n^2(n+1)^2/4 + (n+1)^3 = (n+1)^2 [n^2/4 + (n+1)] = \frac{(n+1)^2}{4} (n^2 + 4n + 4),$$

124 the proof follows easily. That formula is often used to compute the integral $\int_0^1 x^3 dx$ as the limit
 125 $\lim_{n \rightarrow \infty} \left(\sum_{k=0}^N k^3 \right) \frac{1}{N^3}$. The last expression comes about by subdividing the unit interval into N equal
 126 subintervals and approximating the area under the curve $y = x^3$ by rectangles of base $1/N$ and height
 127 (k/N^3) .

128 Dylan Thurston pointed out to JSC that one could consider the formula continuously. Thus the
 129 4-dimensional figure that is a cone on a cube has the same 4-dimensional volume as the square of
 130 a triangle. Dylan's argument was developed over a dinner that he had with Dave Bayer and Walter
 131 Neumann. This section presents our modification of another dinner-time description that was given by
 132 Dror Bar-Natan in Hanoi on some evening in the period August 6-12, 2007.

First, we consider the product of a right isosceles triangle with itself. This will be

$$\{(x, y, z, w) : 0 \leq x \leq y \leq 1 \text{ \& } 0 \leq z \leq w \leq 1\}.$$

133 As a configuration of drawers, the first drawer is no more open than the second while the third drawer
 134 is no more open than the fourth. Alternatively, we consider a pair of married couples in which neither
 135 husband speaks more than his own wife, but either husband may speak more than the wife of the other.

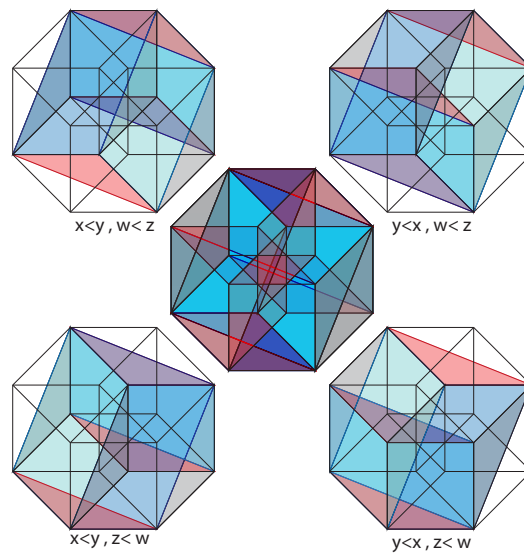


Figure 6. Decomposing the 4-cube as the union of four copies of $\Delta \times \Delta$

136 Now the hypercube $[0, 1]^4$ can be decomposed into four congruent figures:

$$\Delta_{x \leq y} \times \Delta_{z \leq w} = \{(x, y, z, w) : 0 \leq x \leq y \leq 1 \ \& \ 0 \leq z \leq w \leq 1\}.$$

$$\Delta_{y \leq x} \times \Delta_{z \leq w} = \{(x, y, z, w) : 0 \leq y \leq x \leq 1 \ \& \ 0 \leq z \leq w \leq 1\}.$$

$$\Delta_{x \leq y} \times \Delta_{w \leq z} = \{(x, y, z, w) : 0 \leq x \leq y \leq 1 \ \& \ 0 \leq w \leq z \leq 1\}.$$

and

$$\Delta_{y \leq x} \times \Delta_{w \leq z} = \{(x, y, z, w) : 0 \leq y \leq x \leq 1 \ \& \ 0 \leq w \leq z \leq 1\}.$$

137 See Figure 6 for an illustration.

And it also can be decomposed into the four pyramidal sets

$$P_4 = \{(x, y, z, w) : 0 \leq x, y, z \leq w \leq 1\},$$

$$P_3 = \{(x, y, z, w) : 0 \leq x, y, w \leq z \leq 1\},$$

$$P_2 = \{(x, y, z, w) : 0 \leq x, z, w \leq y \leq 1\},$$

and

$$P_1 = \{(x, y, z, w) : 0 \leq y, z, w \leq x \leq 1\}.$$

Now we decompose, $\Delta_{x \leq y} \times \Delta_{z \leq w}$ into six 4-simplices in which

$$0 \leq x \leq y \leq z \leq w \leq 1, \quad 0 \leq x \leq z \leq w \leq y \leq 1,$$

$$0 \leq x \leq z \leq y \leq w \leq 1, \quad 0 \leq z \leq x \leq w \leq y \leq 1,$$

$$0 \leq z \leq x \leq y \leq w \leq 1, \quad 0 \leq z \leq w \leq x \leq y \leq 1.$$

and we decompose P_4 into six 4-simplices:

$$0 \leq x \leq y \leq z \leq w \leq 1, \quad 0 \leq y \leq x \leq z \leq w \leq 1,$$

$$0 \leq x \leq z \leq y \leq w \leq 1, \quad 0 \leq y \leq z \leq x \leq w \leq 1,$$

$$0 \leq z \leq x \leq y \leq w \leq 1, \quad 0 \leq z \leq y \leq x \leq w \leq 1;$$

138 the three of which listed to the left correspond to the three that are listed to the left above. So, half of
 139 the volume of the pyramid P_4 coincides with half of the volume of $\Delta_{x \leq y} \times \Delta_{z \leq w}$. The other half of P_4
 140 coincides with half the volume of $\Delta_{y \leq x} \times \Delta_{z \leq w}$. Dylan describes this as cutting the cube $\{(x, y, z) : 0 \leq$
 141 $x, y, z \leq 1\}$ into two pyramids ($(x \leq y)$ and $(y \leq x)$), considering the cone on each, twisting one and
 142 reassembling it to the square of the triangle.

143 Observe that a 4-cube of the form $[0, a]^4$ also can be cut into the union of four figures each of which
 144 is the product of two isosceles right triangles of edge length a , a and $\sqrt{2}a$. This decomposition is
 145 considered as a special case of Heron's formula, for in this case $a = b$, and $c = a\sqrt{2}$. The right-hand-side
 146 reduces to $4a^4$. So sixteen copies of a right isosceles triangle times itself are reassembled into four
 147 hyper-cubes.

148 **3. The Distributive Law, the Multinomial Theorem, and Scissors Congruences**

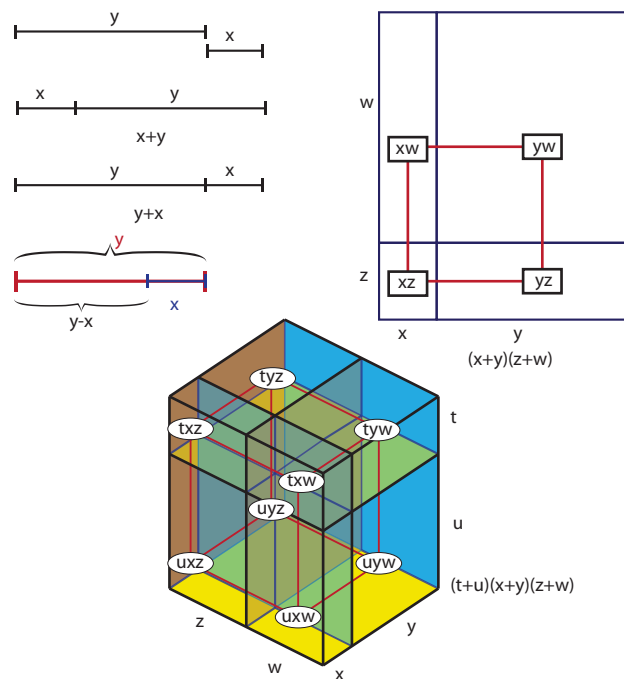


Figure 7. The distributive law as a scissors congruence

149 Two n -dimensional polyhedra are said to be *scissors congruent* if and only if they each can be cut
 150 into a union of congruent polyhedra. For example above, we demonstrated that the n -cube is scissors
 151 congruent to a union of right n -simplices, and we demonstrated a scissors congruence between the
 152 product of a right isosceles triangle and itself with the cone on a cube. In this paper, we are primarily
 153 concerned with 4-dimensional figures that are hypercubical, cones on three dimensional polyhedra, and
 154 the two-fold product of polygons.

155 Famously, Max Dehn [2,5] demonstrated that a regular tetrahedron of unit volume is not scissors
156 congruent with a unit cube.

157 To begin this section, in which an n -dimensional cube with variable edge lengths is decomposed into
158 several smaller sub-cubes, we first consider the case $n = 1$.

159 A line segment whose length is the sum $x + y$ of two positive quantities x and y can be cut into two
160 segments with the segment of length x on the left and the segment of length y on the right (or vice versa).
161 Similarly, suppose that $x < y$ and a segment of length $y - x$ is given. It could be produced by means of
162 cutting a segment of length x from the longer segment. Of course, we can, in general, discuss directed
163 segments with the direction "right" indicating positive length quantities, and the direction "left" used to
164 indicate negative quantities. In this way, each of $x + y$, $x - y$, and $y - x$ can be thought of as being
165 built by composing directed segments of lengths x and y . It is conceptually easier to think in this fashion
166 rather than explicitly removing segments and hypercubes whose total volumes in algebraic expressions
167 happen to be negative.

168 In case a given rectangular area of dimensions $(x+y)$ -by- z can be decomposed as a pair of rectangular
169 areas x -by- z and y -by- z . As above, we can indicate $(x - y)z$ as the difference between areas xz and
170 yz . We further exploit the distributive law as a scissors congruence when considering the case $(x +$
171 $y)$ -by- $(z + w)$. This rectangular area is decomposed as the union of four rectangles of size xz, xw, yz
172 and yw . Some of these scissors congruences are indicated in Fig. 7. We leave the reader to imagine
173 others.

174 For convenience within cubes, hypercubes, and beyond, we dualize the pictures by indicating a vertex
175 with a label that indicates its volume (and is drawn red if the net volume is negative) and connecting
176 these by an edge if they share a codimension-1 face. If they share a codimension 2 face, then the dual
177 vertices will bound a polygon (always a rectangle in our cases), and so forth. The language of shared
178 polygonal vertices, edges, faces, and so forth is initially quite awkward (thus the term "codimension" is
179 used), but in our cases the situation is a bit more straight-forward than one might presume.

Our main interest here is to consider the n -dimensional cube that is decomposed as a product of edges
in the form

$$RH = (a + b + c)(a + b - c)(a - b + c)(-a + b + c).$$

This expression RH is called the *right-hand-side of Heron's formula*. When we use the distributive
law to expand the product as the union of 81 hypercubes (more precisely hyper-rectangles), we want to
identify which terms will cancel. It is not terribly difficult to determine that the product reduces to

$$2a^2b^2 + 2a^2c^2 + 2b^2c^2 - a^4 - b^4 - c^4.$$

180 "Not terribly difficult" is a relative phrase. An electronic computer can do so easily; a human has to
181 develop some technique to organize and regroup the 81 terms that are initially involved in the expansion.
182 Our purpose here will be to find within the hyper-solid the location of each piece. We will observe that
183 the pieces that cancel can be found on specific affine 3-dimensional planes.

To help determine the addresses of the vertices in the dual complex, we will examine the terms in the
multinomial expansion

$$(x_1 + x_2 + \cdots + x_k)^n.$$

184 This situation is more general in that we are considering an n -dimensional quantity, but it is too specific
 185 for the case at hand since the terms in the expansion of RH involve differing edge lengths. Still, once
 186 the addressing problem is solved for the multinomial expansion, it will be easy to apply here.

The quantity $(x_1 + x_2 + \cdots + x_k)^n$ corresponds to decomposing $[0, \sum_k x_k]^n$ into k^n pieces. The volumes of each piece is a product of x_i s where each x_i is taken from one factor of the decomposition of the edges of the n -cube. Thus there is a specific n -cube⁴ of volume $x_{i_1}x_{i_2} \cdots x_{i_n}$ where each $i_\ell \in \{1, \dots, k\}$ and this ℓ th factor x_{i_ℓ} was selected from the ℓ th factor in the product expansion:

$$(x_1 + \cdots + x_k) \cdots \underbrace{(x_1 + \cdots + \boxed{x_{i_\ell}} + \cdots + x_k)}_{\ell\text{th factor}} \cdots (x_1 + \cdots + x_k)$$

187 In order to keep track of these terms, we consider the coordinates of the points in the integral lattice
 188 that lie within the cube $[0, (k-1)]^n$. These coordinates range between $(0, 0, \dots, 0)$ and $(k-1, k-1, \dots, k-1)$. We then label the point $(i_1 - 1, i_2 - 1, \dots, i_n - 1)$ in the integral lattice with the term
 189 $x_{i_1}x_{i_2} \cdots x_{i_n}$ in the expansion above.

191 The next step in understanding the multinomial theorem is to count all of the terms that have the
 192 same volume $(x_{i_1}x_{i_2} \cdots x_{i_n})$ as the cube $[0, x_{i_1}] \times [0, x_{i_2}] \times \cdots \times [0, x_{i_n}]$ does. So we can think of
 193 $\{(i_1 - 1, i_2 - 1, \dots, i_n - 1)\}$ as a multi-set — that is a set possibly with repetitions. The products
 194 $x_{i_1}x_{i_2} \cdots x_{i_n}$ and $x_{j_1}x_{j_2} \cdots x_{j_n}$ have the same volumes if and only if the corresponding multisets are
 195 the same or that the sequences $(i_1 - 1, i_2 - 2, \dots, i_n - 1)$ and $(j_1 - 1, j_2 - 1, \dots, j_n - 1)$ are permutations
 196 of each other. If so, then these points lie along the same $(n-1)$ -dimensional affine plane $\sum_{j=1}^n z_j = K$,
 197 where $K = (\sum_{\ell=1}^n x_{i_\ell}) - n$. The value K ranges between 0 and $n(k-1)$.

198 This last condition is necessary, but not sufficient. For example, in \mathbb{R}^3 the plane $x+y+z = 2$ intersects
 199 the lattice in the points $(2, 0, 0)$, $(0, 2, 0)$, $(0, 0, 2)$ (which correspond respectively to the products $x_3x_1x_1$,
 200 $x_1x_3x_1$, and $x_1x_1x_3$) and the points $(1, 1, 0)$, $(1, 0, 1)$, $(0, 1, 1)$ (corresponding respectively to the products
 201 $x_2x_2x_1$, $x_2x_1x_2$ and $x_1x_2x_2$).

202 In the illustration Fig. 8, the 27 terms in the expansion of $(x_1 + x_2 + x_3)^3$ are grouped according to
 203 the intersection with the plane $x + y + z = K$ as also indicated in the table below.

$(0, 0, 0)$	x_1^3
$(1, 0, 0), (0, 1, 0), (0, 0, 1)$	$3x_1^2x_2$
$(2, 0, 0), (0, 2, 0), (0, 0, 2)$	$3x_1^2x_3$
$(1, 1, 0), (1, 0, 1), (0, 1, 1)$	$3x_1x_2^2$
$(1, 1, 1)$	x_2^3
$(2, 2, 0), (2, 0, 2), (0, 2, 2)$	$3x_1x_3^2$
$(1, 1, 2), (1, 2, 1), (2, 1, 1)$	$3x_2^2x_3$
$(2, 2, 1), (2, 1, 2), (1, 2, 2)$	$3x_2x_3^2$
$(2, 2, 2)$	x_3^3

204

⁴ The correct terminology might be n -rectangle since the edge lengths vary. Here we will use the more concise terminology, but elsewhere, we may speak of “hyper-rectangles.”

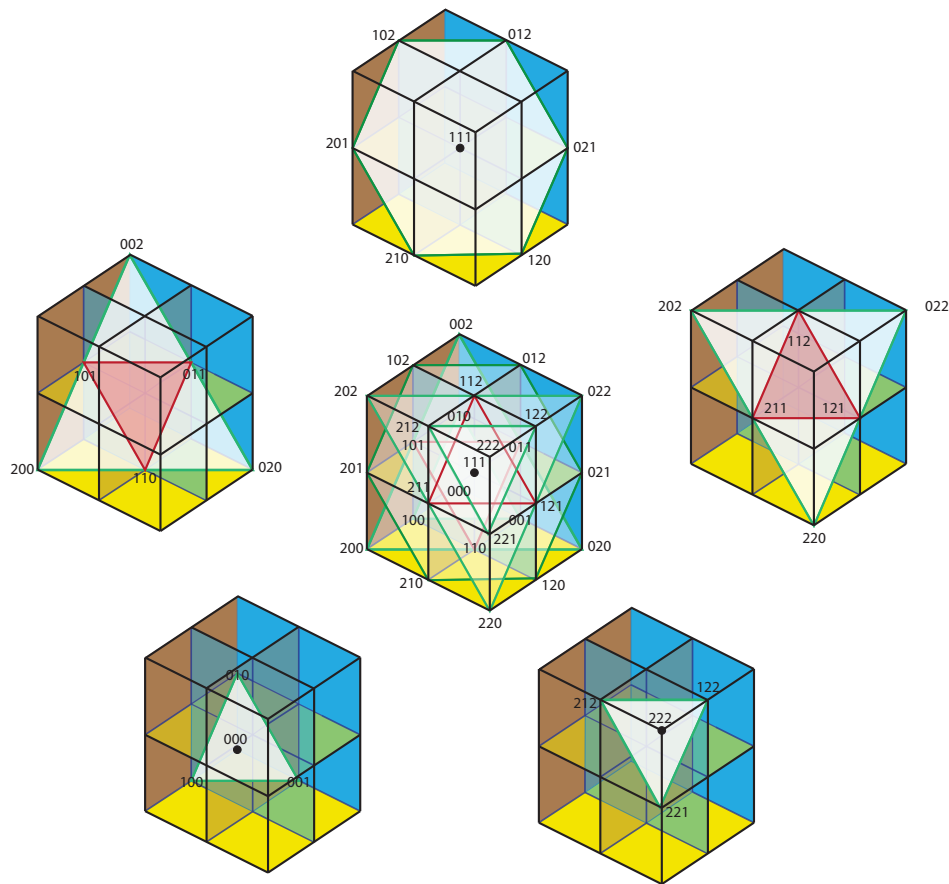


Figure 8. The trinomial theorem $n = 3$. Note ijk corresponds to $x_{i+1}x_{j+1}x_{k+1}$.

The full statement of the multinomial theorem is

$$(x_1 + x_2 + \dots + x_k)^n = \sum_{i_1+i_2+\dots+i_\ell=n} \left(\frac{n!}{i_1!i_2!\dots i_\ell!} \right) x_1^{i_1} \dots x_2^{i_2} \dots x_\ell^{i_\ell}.$$

We envision the multinomial coefficient as an expression of the symmetry of the intersection of the affine $(n - 1)$ -plane $\sum_{j=1}^n z_j = K$ or equivalently the symmetry of the multi-set

$$\left\{ \underbrace{\{x_1, \dots, x_1\}}_{i_1}, \underbrace{\{x_2, \dots, x_2\}}_{i_2}, \dots, \underbrace{\{x_\ell, \dots, x_\ell\}}_{i_\ell} \right\}.$$

In the approach above, we kept track of each term in the expansion as a product — the first factor in the product that represents a term was taken as a term from the first factor of the product. You may reread that sentence several times if you like, but it is better now simply to consider the product

$$RH = (a + b + c)(a + b - c)(a - b + c)(-a + b + c).$$

205 In each term of the expansion, the first factor is positive, the second factor is negative if it is a c , and so
 206 forth. We will arrange the individual terms along the affine 3-planes $x+y+z+w = K$ for $K = 0, 1, \dots, 8$,
 207 and color the terms blue if they are negative and red if they are positive. Fig. 9 through Fig. 16 contain
 208 the illustrations. In this way, we need only consider up to 12 terms at any one time, and only among
 209 those terms will cancelations occur.

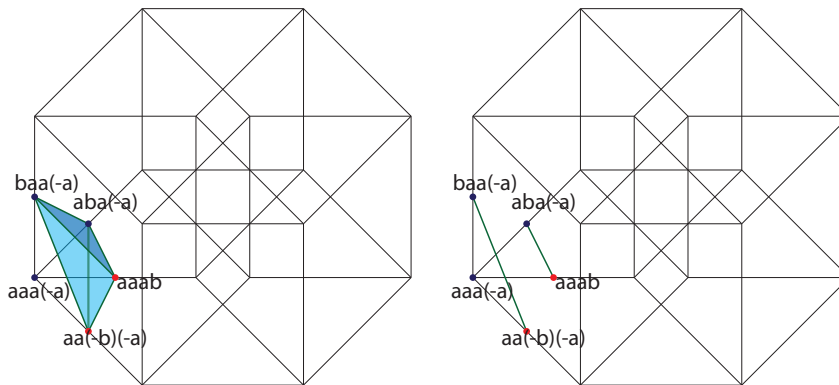


Figure 9. The terms of the form a^4 and a^3b in expansion of RHS

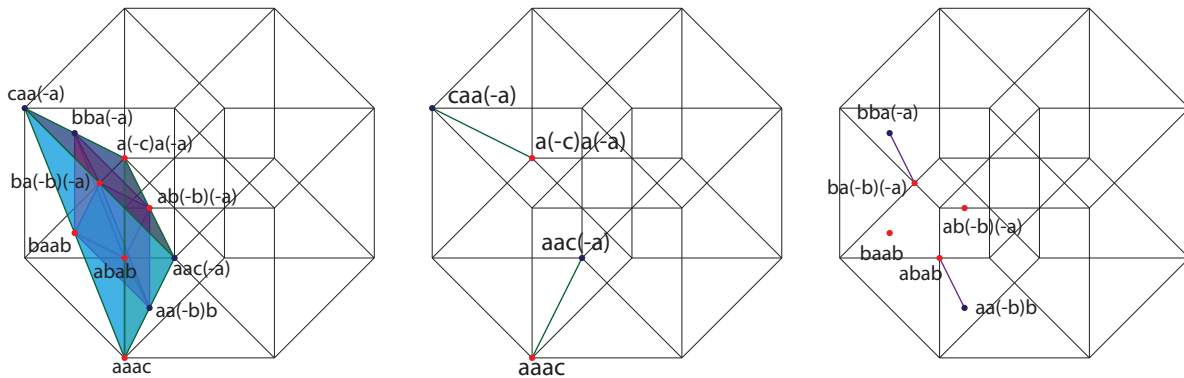


Figure 10. The terms of the form a^3c and a^2b^2 in the expansion of RHS

210 **4. The Pythagorean Theorem**

211 The illustration in Fig. 17 schematizes a proof of the Pythagorean Theorem. Four right triangles with
 212 legs of length x and y and hypotenuse z are arranged to nearly fill a square whose edge length is z . The
 213 missing piece is a square of size $(y - x) \times (y - x)$, where, by convention, $x \leq y \leq z$. (In the case for
 214 which $x = y$, the central square is empty.) Let us call the copies of the triangles NE , SE , SW , and
 215 NW depending on their positions with respect to the cardinal directions. The NE and SW triangles are
 216 reassembled to form a rectangle of size $x \times y$; similarly the NW and SE triangles form a congruent
 217 rectangle. In the reassembly, the triangles are only moved by translation. Then the central square is
 218 appended. The union on the central square and the NW to SE rectangle together with a portion of
 219 remaining rectangle form square of size $y \times y$. The remaining piece of the other rectangle is a square of
 220 size $x \times x$. Thus the area $z \times z$ can be cut into two squares of size $x \times x$ and $y \times y$.

221 Now consider a pair of right triangles. The first has legs of length x and y with $x \leq y$. The second has
 222 legs of length u and v with $u \leq v$. The length of the hypotenuses are z and w respectively. We'll now
 223 consider a hyper-rectangle $R_{zzww} = [0, z] \times [0, z] \times [0, w] \times [0, w]$, and decompose both the $(z \times z)$ and
 224 $(w \times w)$ squares into five pieces (four triangles and one small square) as in the proof of the Pythagorean
 225 theorem. The hyper-rectangle R_{zzww} is cut into 25 pieces. Two views of this object are illustrated in

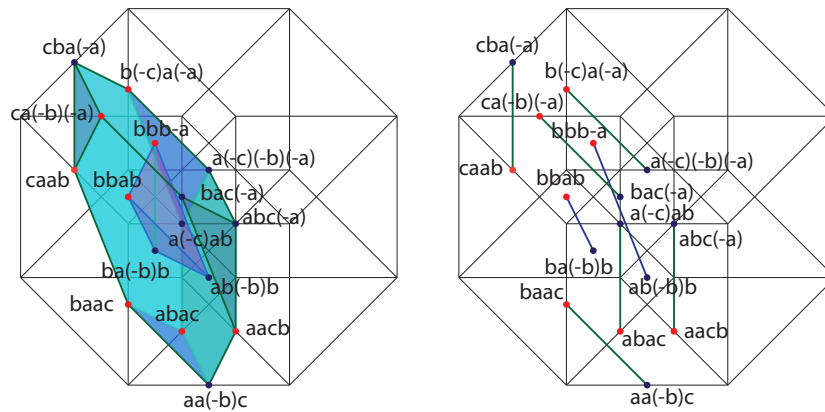


Figure 11. The terms of the form a^2bc and ab^3 in the expansion of RHS

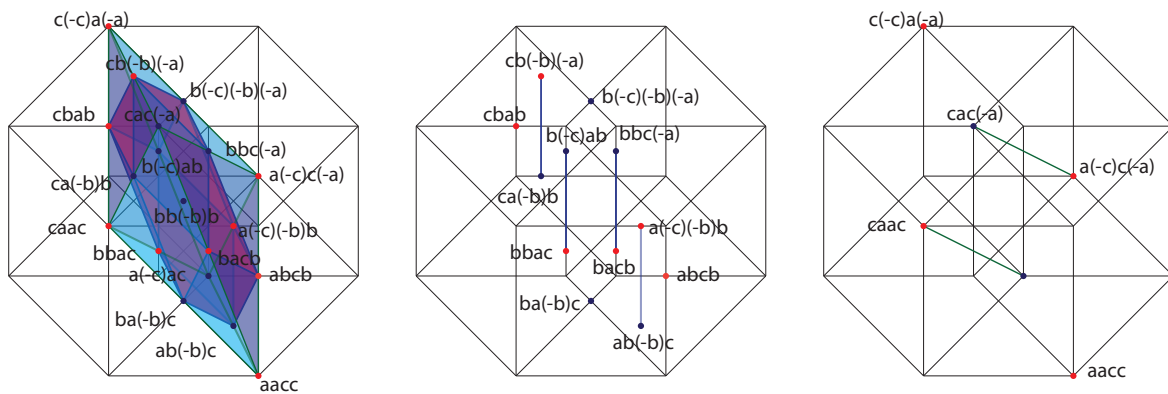


Figure 12. The terms of the form ab^2c and a^2c^2 in the expansion of RHS

226 Fig. 18. We encourage the reader to attempt a cross-eyed stereo-opsis to imagine some of the depth in
 227 this illustration.

228 In our illustrations, we project the zz directions into the horizontal and vertical directions of the plane
 229 defined by the paper (computer screen), and project the ww directions into directions at a 45° angle.
 230 In this way, we will speak of the N, S, E and W triangles, and the NW, NE, SW and SE triangles.
 231 Also, we'll consider the cardinal directions first, and the off-cardinal directions second. Then, in Fig. 19
 232 through 23, we illustrate the 25 pieces that will result as planar projections of solids of the form (triangle
 233 \times triangle), (triangle \times square), (square \times triangle), and (square \times square).

234 Next we reassemble these pieces following the reassembly of the Pythagorean Theorem. Some of
 235 these reassemblies are illustrated in Fig. 20 through Fig. 23. In Fig. 19, the north/south rectangle, the
 236 east/west rectangle, and the central brown square are crossed with the central green square. There is a
 237 similar shape made from the brown central square and the off-cardinal green rectangles. Of course, the
 238 small central hypercube is only used once.

239 The reassemblies continue as the triangles-by-rectangles are reassembled into four
 240 rectangles-by-rectangles (Fig. 25). Then in Fig. 28, the small central hypercube is placed in the
 241 1-skeleton of the full reassembly. The Fig. 29 demonstrates the outlines of the four hypercubes
 242 fit into this conglomeration. Finally, Fig. 30 shows all four of these square-by-squares inside this
 243 conglomeration.

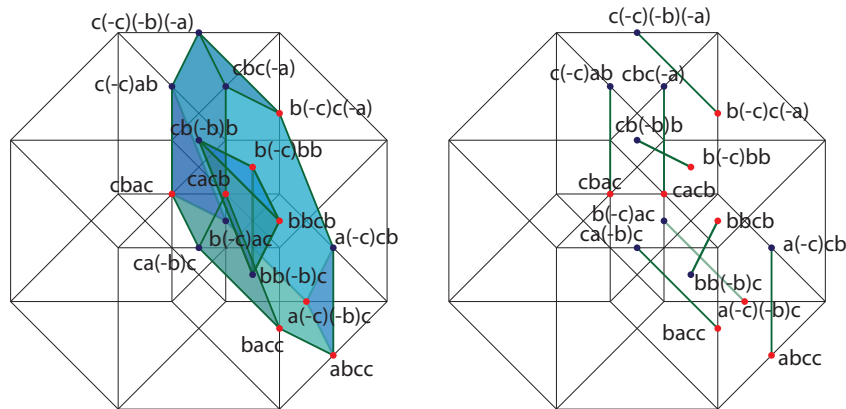


Figure 13. The terms of the form abc^2 and b^3c in the expansion of RHS

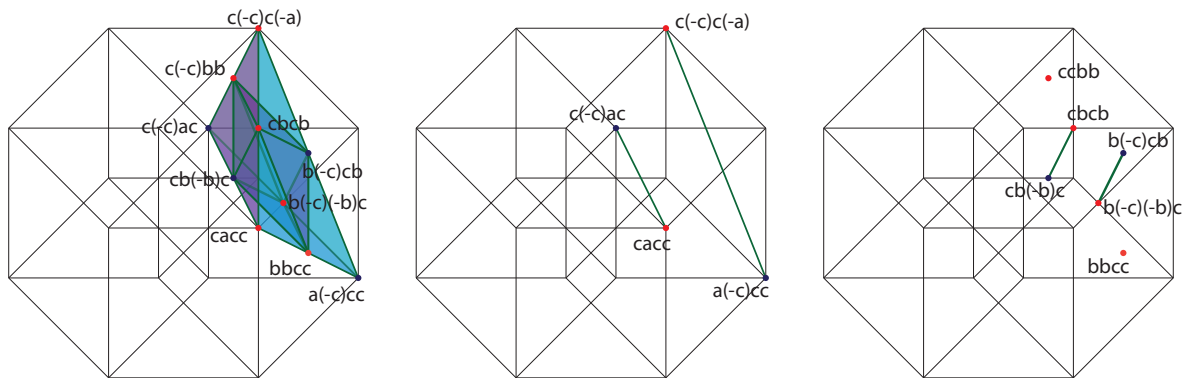


Figure 14. The terms of the form ac^3 and b^2c^2 in the expansion of RHS

In this way, we have illustrated that the algebraic identity

$$z^2w^2 = (x^2 + y^2)(u^2 + v^2) = x^2u^2 + y^2u^2 + x^2v^2 + y^2v^2$$

244 is realized as a decomposition of the original hyper-rectangle R_{zzww} into the union of four
 245 hyper-rectangles R_{xxuu} , R_{yyuu} , R_{xxvv} , and R_{yyvv} .

We apply these decompositions to the factors a^4 , b^4 , and a^2b^2 in the expansion of

$$(a + b + c)(a + b - c)(a - b + c)(-a + b + c) = 2a^2b^2 + 2a^2c^2 + 2b^2c^2 - a^4 - b^4 - c^4.$$

246 Here, $a^2 = r^2 + s^2$, and $b^2 = s^2 + (p - r)^2$. In addition, the terms of the form a^2c^2 and b^2c^2 can be
 247 reformed by decomposing a^2 or b^2 into the five pieces in the proof of the Pythagorean Theorem, and
 248 taking the Cartesian product of each with a square of area $c^2 = p^2$. When the five pieces are reassembled
 249 as union of two squares, the resulting 4-dimensional solids are also reassembled.

250 5. Products of Sums and Differences of Squares

In our next two illustrations, we indicate that products of the form $(x^2 - y^2)(x^2 - y^2)$ and products of the form $(x^2 + y^2)(z^2 + w^2)$, when thought of as hyper-volumes of 4-dimensional solids, can be reassembled into hyper-rectangles whose volumes are the expected terms:

$$(x^2 - y^2)(x^2 - y^2) = x^4 - 2x^2y^2 + y^4$$

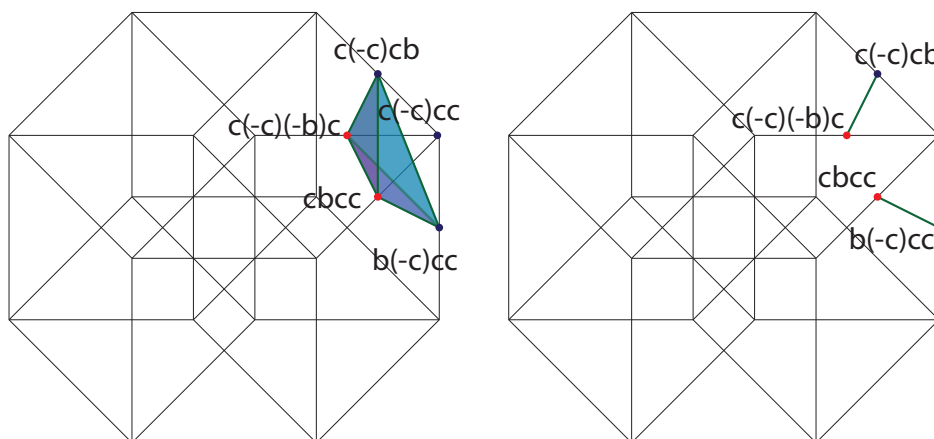


Figure 15. The terms of the form bc^3 and c^4 in the expansion of RHS

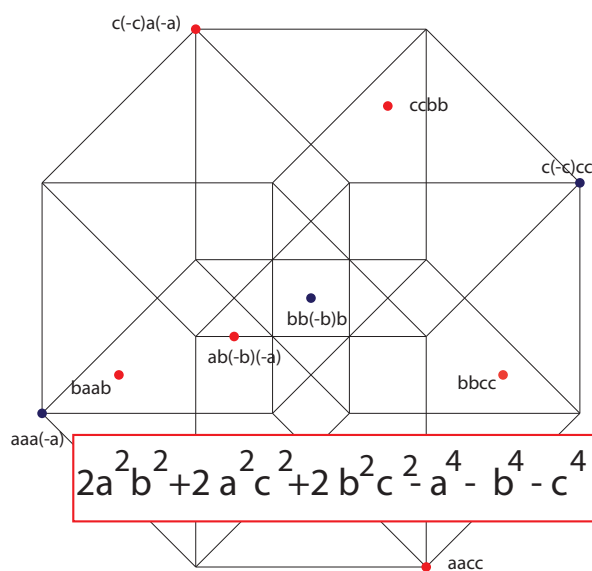


Figure 16. The terms that remain in the expansion of RHS

and

$$(x^2 + y^2)(z^2 + w^2) = x^2z^2 + x^2w^2 + y^2z^2 + y^2w^2.$$

Such multiplications and factorizations were used in the last stages to illustrate that

$$2a^2b^2 + 2a^2c^2 + 2b^2c^2 - a^4 - b^4 - c^4 = 4s^2p^2.$$

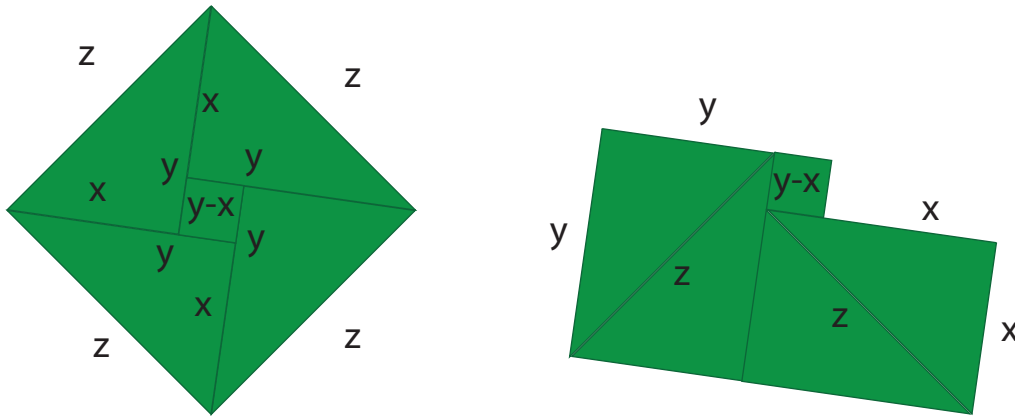


Figure 17. The proof of the Pythagorean Theorem

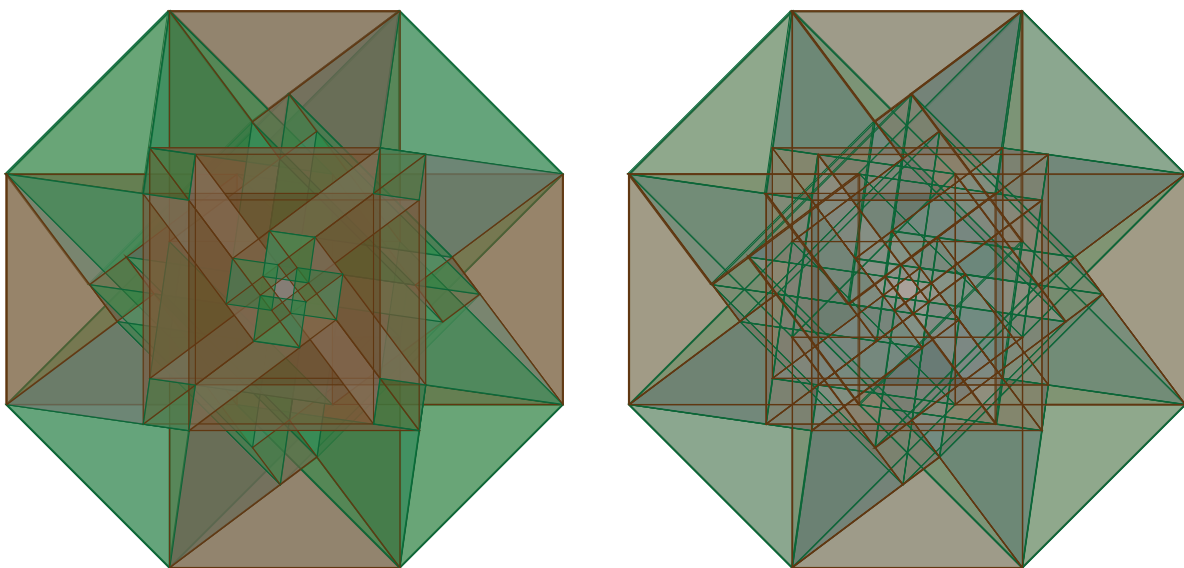


Figure 18. Two views of the hyper-rectangle R_{zzww}

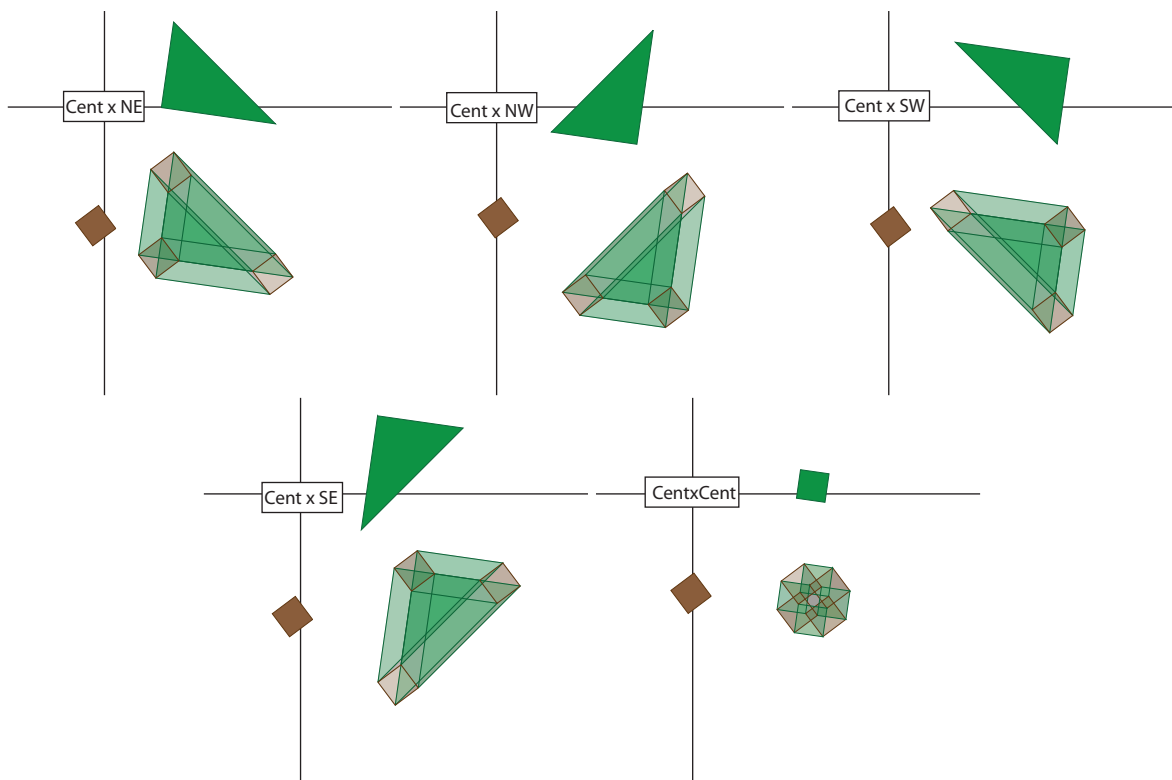


Figure 19. The central pieces of the decomposition of the hyper-rectangle

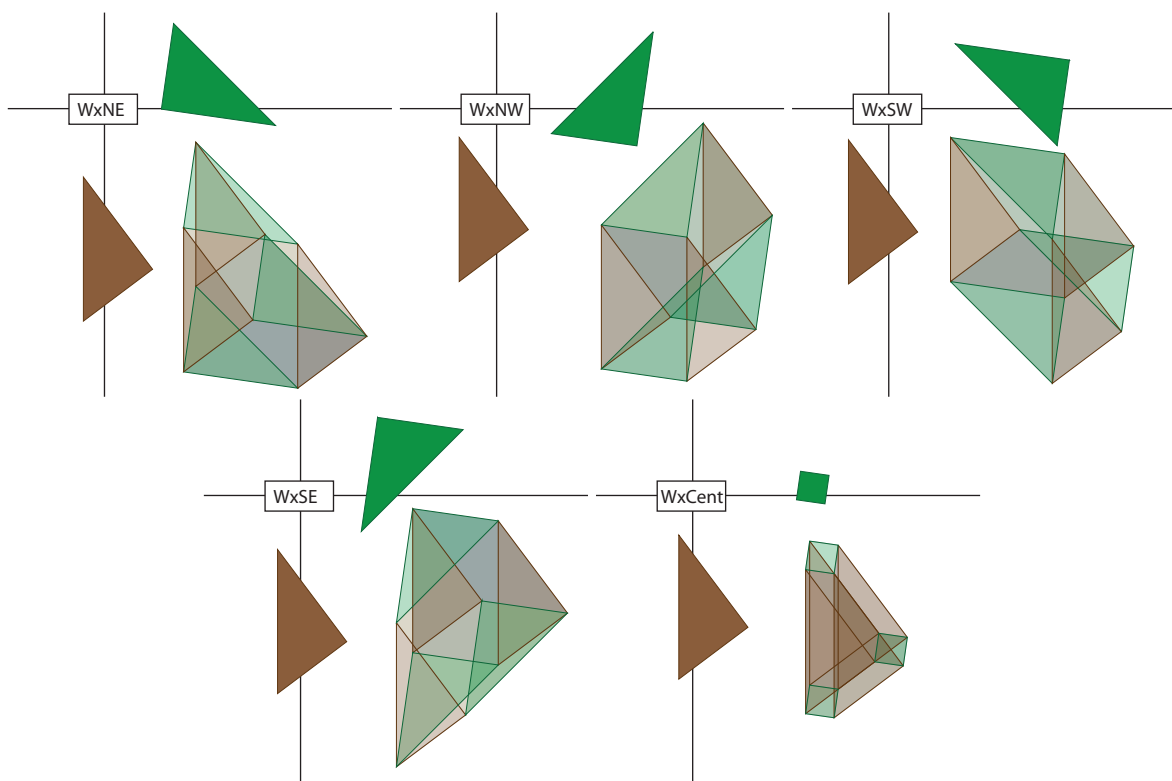


Figure 20. The western pieces of the decomposition of the hyper-rectangle

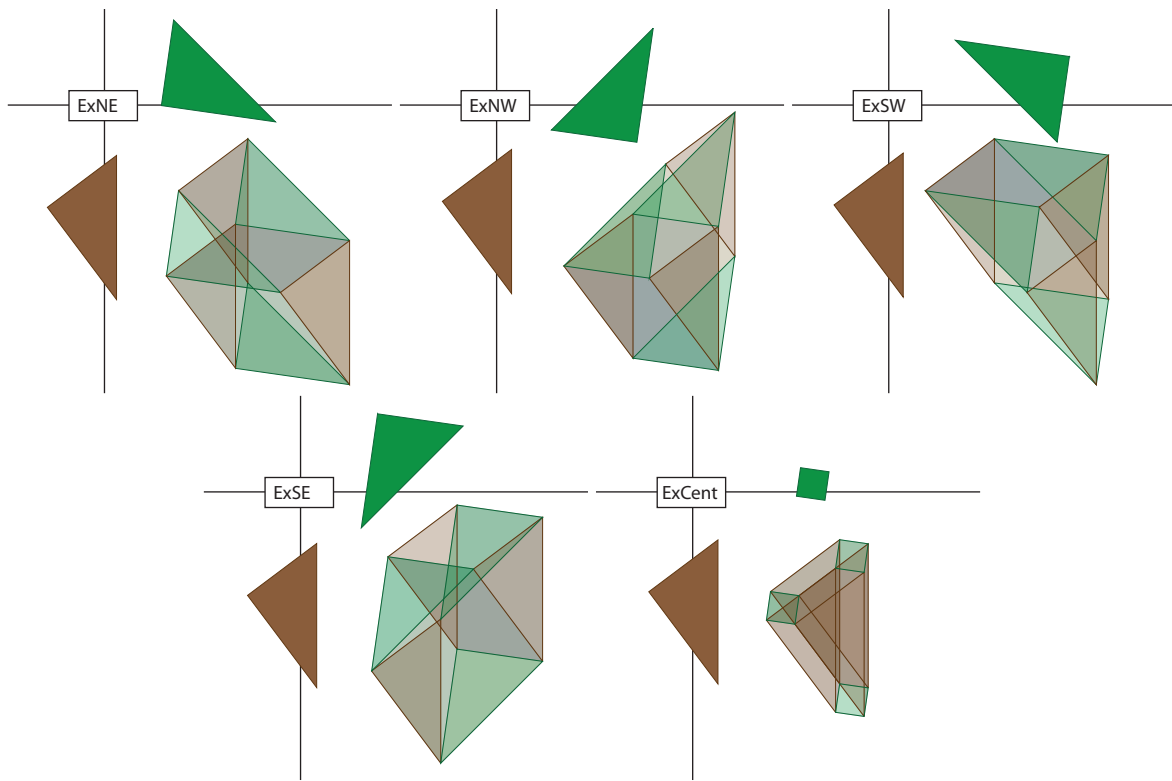


Figure 21. The Eastern pieces of the decomposition of the hyper-rectangle

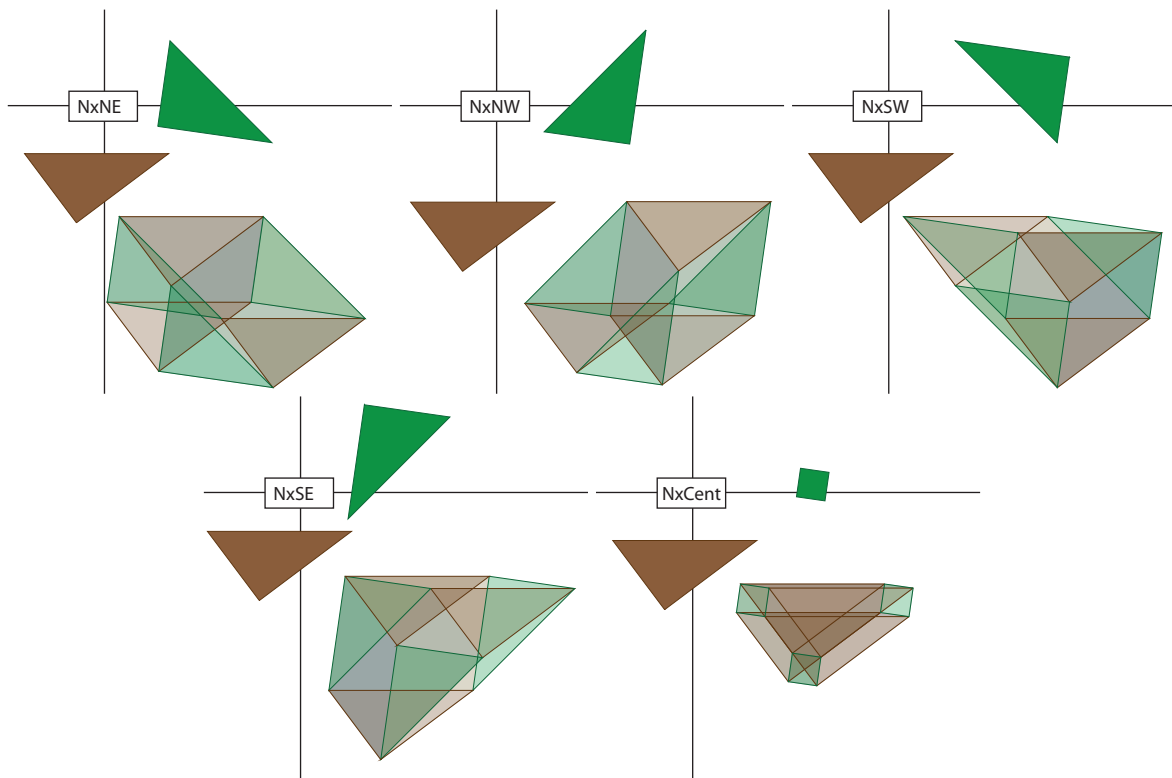


Figure 22. The Northern pieces of the decomposition of the hyper-rectangle

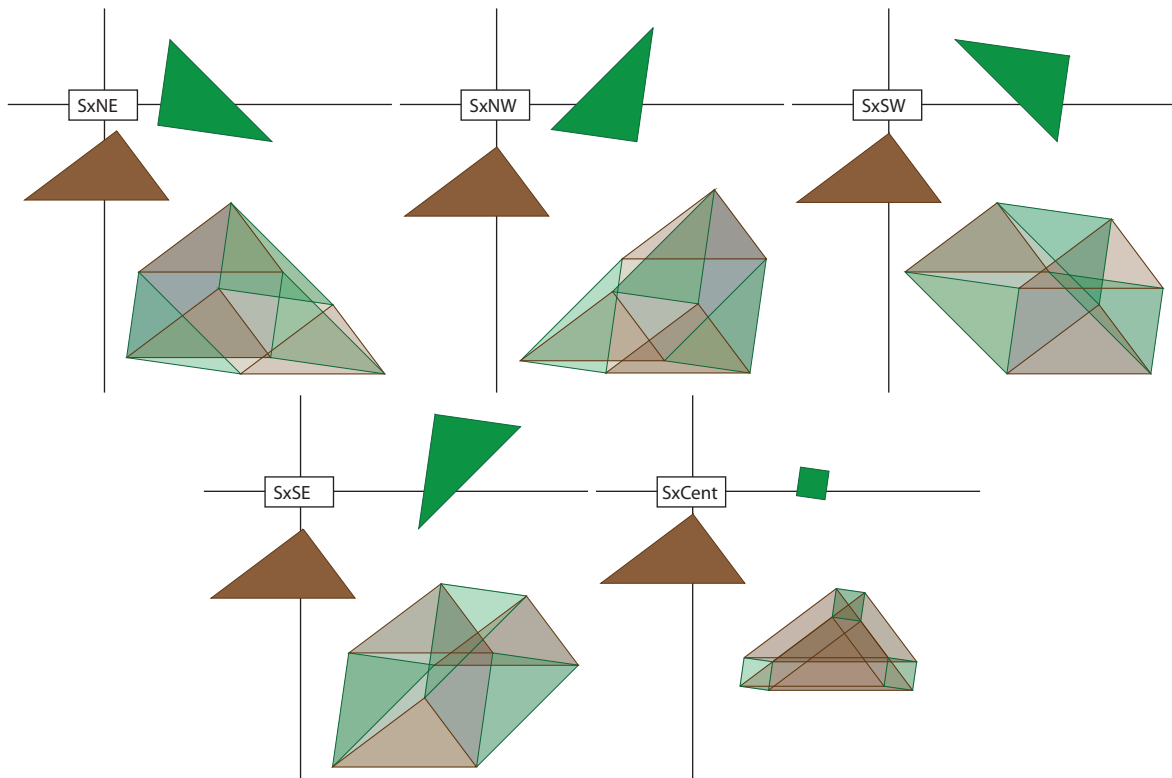


Figure 23. The Southern pieces of the decomposition of the hyper-rectangle

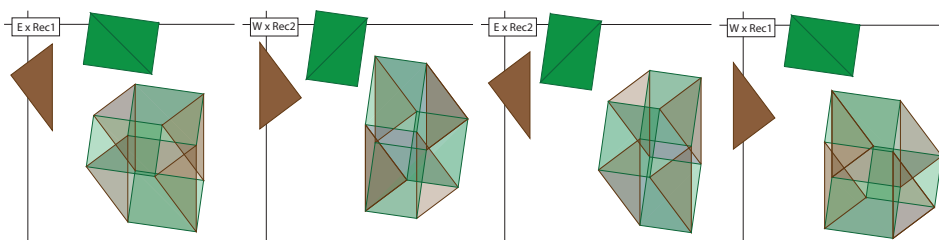


Figure 24. Reassembling the eastern and western triangles times rectangles

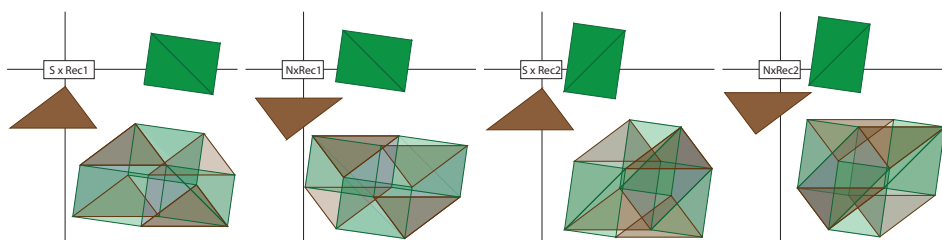


Figure 25. Reassembling the eastern and western triangles times rectangles

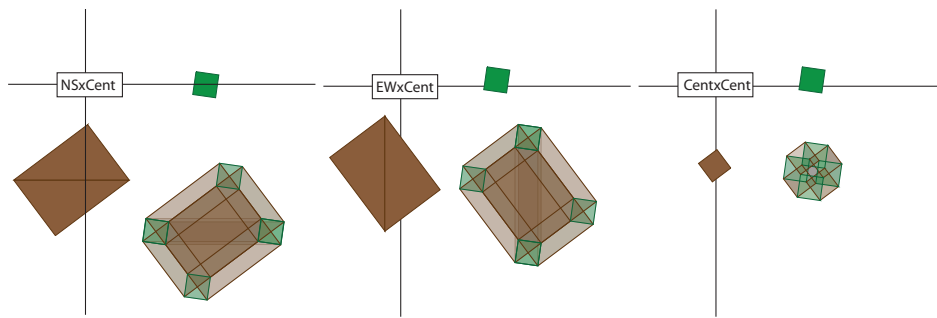


Figure 26. The north/south, east/west, and the central square times the center

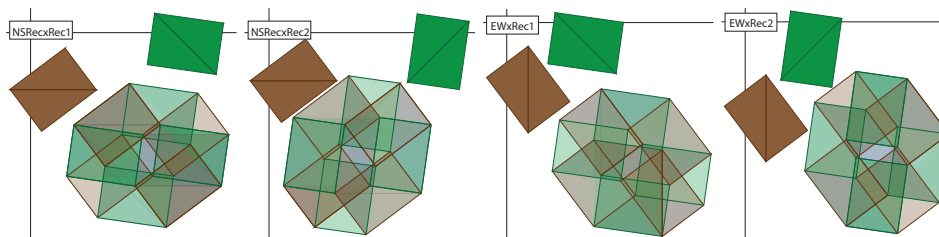


Figure 27. Products of rectangles

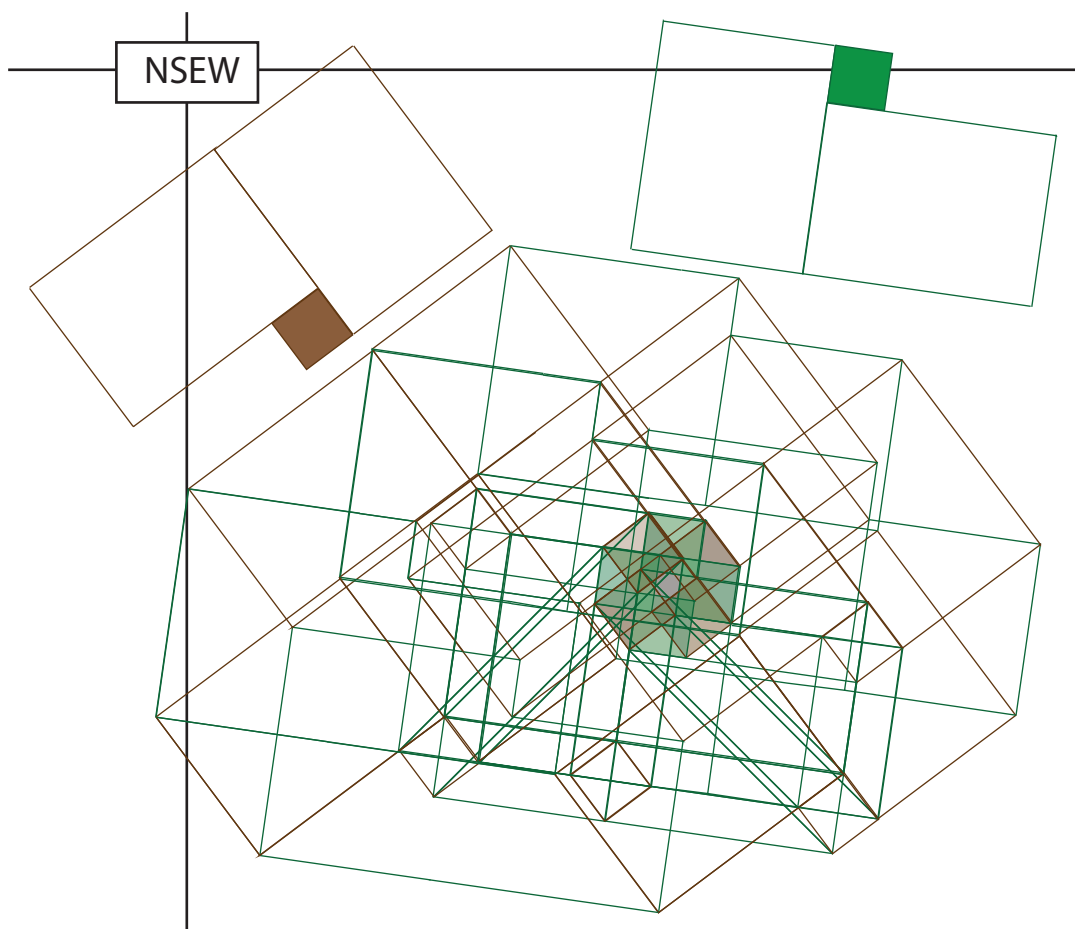


Figure 28. The small central square times itself as a small piece

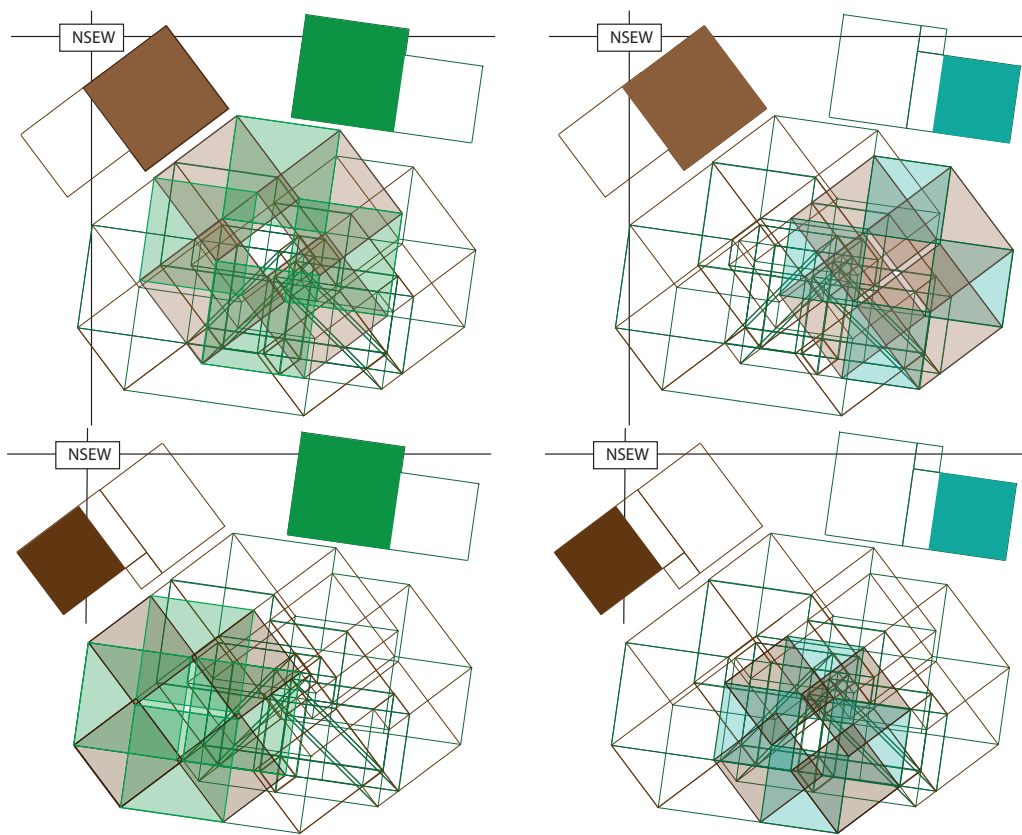


Figure 29. Pieces of the sum of squares by sum of squares

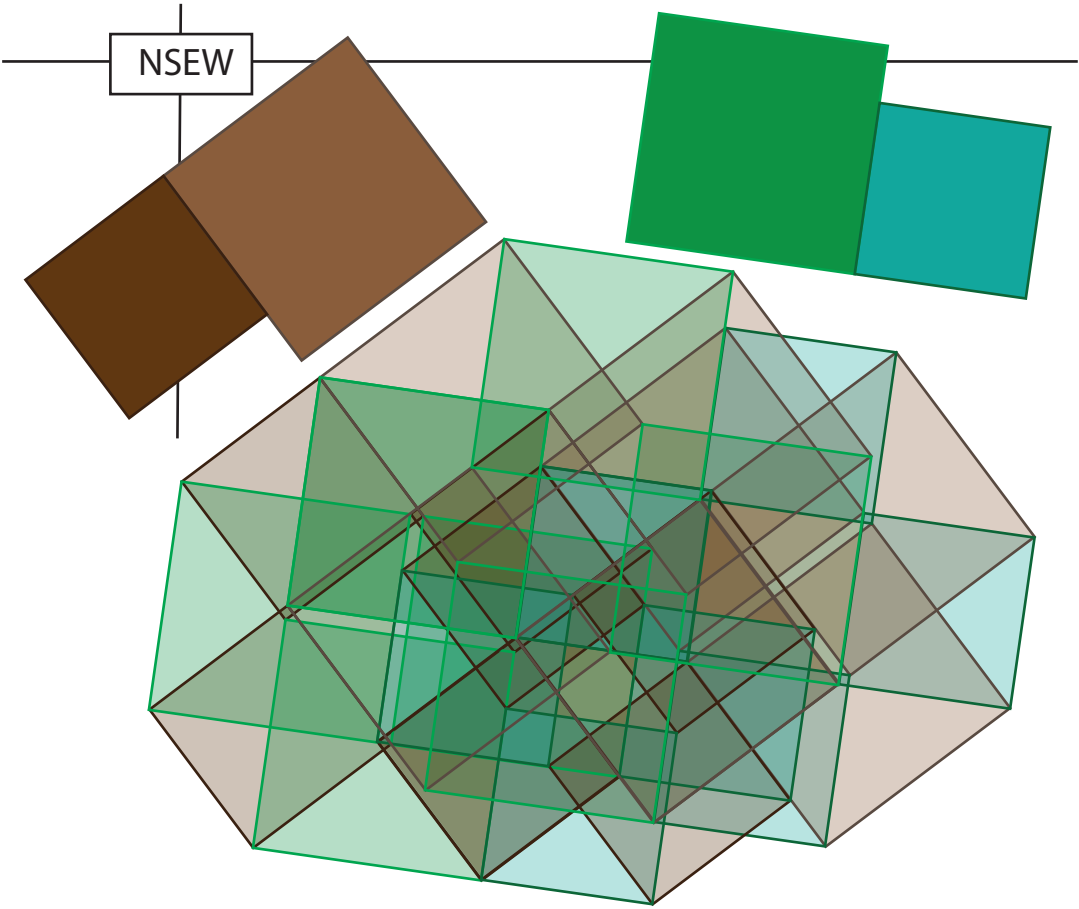


Figure 30. Pieces of the sum of squares by sum of squares

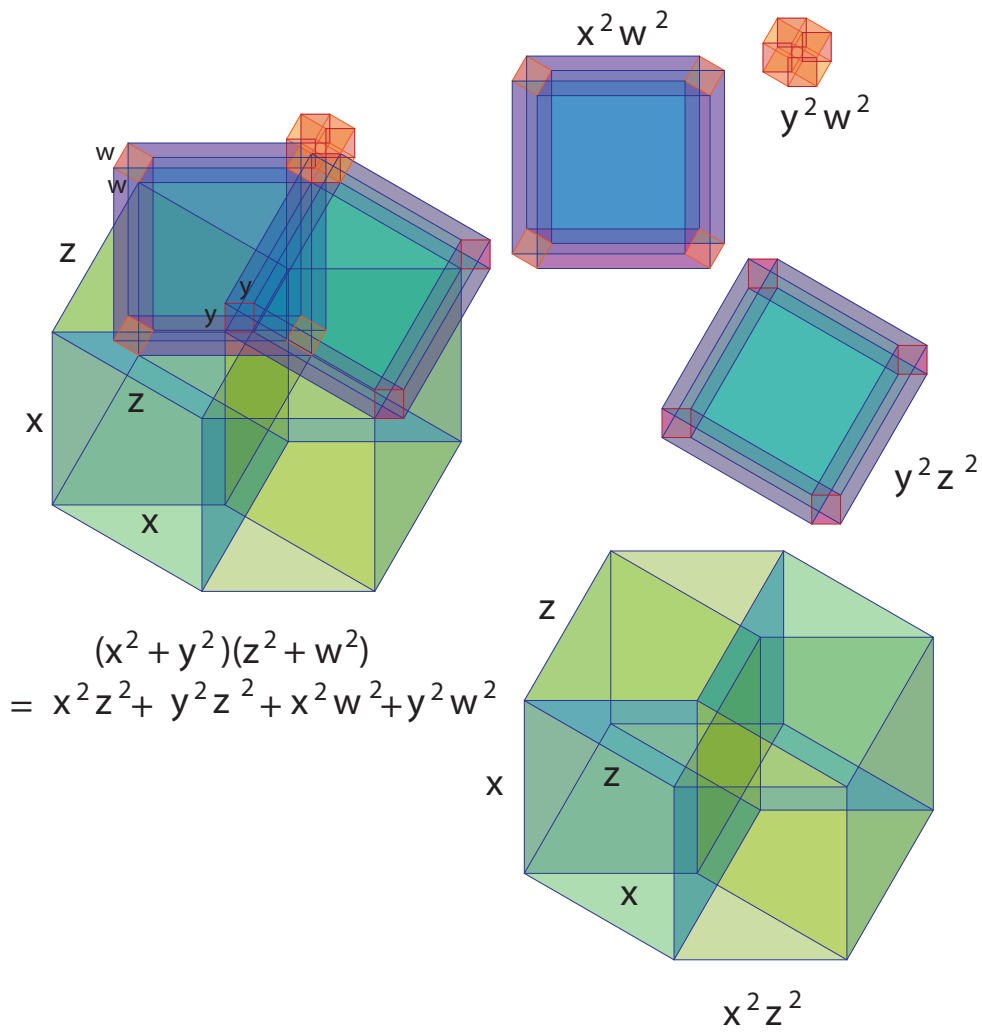


Figure 31. Products of sums of squares

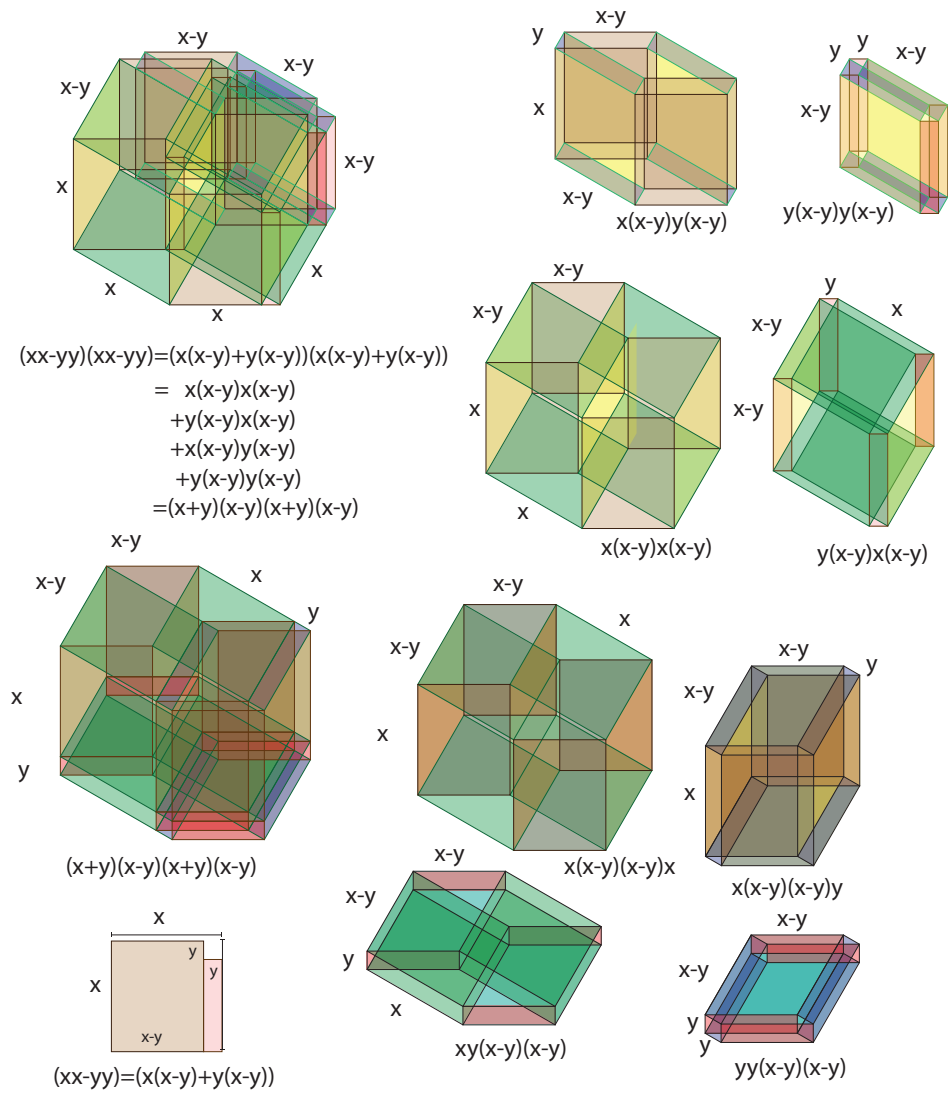


Figure 32. Products of differences of squares

251 6. The Left-Hand-Side of the Formula

252 Consider now the proof that the area of an arbitrary triangle as indicated in Fig. 1 is $p \cdot r/2$. The
 253 triangle is duplicated and reflected along a horizontal line and these two copies of the original triangle
 254 are joined to create a parallelogram. Thus twice the area of the triangle is the area of the parallelogram.
 255 Meanwhile, the parallelogram is scissors congruent to a rectangle.

256 If we consider the 4-dimensional figure that is a parallelogram-times-parallelogram, then it can be
 257 decomposed into four copies of a triangle times a triangle. The decomposition is analogous to that
 258 which is depicted in Fig. 6 so we do not indicate a new proof. In the former case, the triangles
 259 were right triangles. In general, this decomposition can be composed with a linear map from the
 260 rectangle-times-rectangle to the parallelogram-times-parallelogram.

261 In Fig. 33, the decomposition of a parallelogram into a right triangle and a trapezoid
 262 is lifted into 4-space as the decomposition of a parallelogram-times-parallelogram into
 263 four pieces: triangle-times-triangle, triangle-times-trapezoid, trapezoid-times-triangle, and
 264 trapezoid-times-trapezoid. In Fig. 34, these same four pieces are reassembled to fill a
 265 rectangle-times-rectangle.

The left-hand side of Heron's formula is the quantity $4p^2r^2$. Sixteen copies of the original triangle
 times itself are reassembled into four copies of a rectangle-times-rectangle where the dimensions of the
 rectangle are $p \times r$. Thus the sequence of equalities

$$\begin{aligned} & 16A^2 \\ & = 4p^2r^2 \\ & = 2a^2b^2 + 2a^2c^2 + 2b^2c^2 - a^4 - b^4 - c^4 \\ & = (a + b + c)(a + b - c)(a - b + c)(-a + b + c). \end{aligned}$$

266 are all realized as scissors congruences on 4-dimensional hyper-solids.

267 Our 4-dimensional geometric proof is complete.

268 7. Conclusion

269 Even after more than two and a half centuries of study, many people — including many outstanding
 270 mathematicians — have not developed an intuitive grasp of elements of 4-dimensional geometry. Of
 271 course, many of us have a more esoteric understanding of higher geometry that is facilitated by our deep
 272 understanding of linear algebra and differential forms. Our purpose here has been to demonstrate with
 273 2-dimensional projections and with analytic descriptions, that many aspects of 4-dimensional geometry
 274 can be understood. In addition, we have indicated that a number of combinatorial structures and identities
 275 are more deeply understood in terms of aspects of higher dimensional geometry.

276 So while an algebraic proof of Heron's formula is tedious, yet conceptually simple, a more geometric
 277 proof that depends on the geometry of 4-spacial dimensions removes some aspects of the tedium. One
 278 can envision the pieces fitting tightly together.

279 Still, there is a cautionary statement to be made. We only perceive 2-dimensions. Those of us who
 280 are sighted see the world projected onto our retinas. As I type these lines, my hands feel the surface of

281 a desk that I presume to be solid. A 4-dimensional hyper-solid has a boundary that is 3-dimensional. I
282 can only imagine the surfaces of these pieces. As the 4-dimensional hyper-solid is projected to 3-space,
283 its boundary overlaps in the same way that a ball or orange projects to my eye and appears to be a disk.
284 The front and the back of the ball veil the inner structure.

285 When we use a temporal metaphor to describe the space-time of the room in which we sit, the authors
286 move within the confines of this $10 \times 11 \times 10$ cubic foot room for a period of, say, 1 hour. The walls, floor
287 and ceiling of the room form a substantial portion of the boundary as they evolve in time. The “us-then”
288 and the “us-now” — that is the interior of the room before the paragraph was written and the interior of
289 the room as the paragraph ends forms the rest of the boundary. Our discussion and our gesticulations in
290 completing this last paragraph and all the space around us (as small part of space-time) forms the interior
291 of this hyper-cube of size 1100 ft³-hours.

292 Neither the space-time metaphor nor the projection method produce the full richness of a
293 4-dimensional entity. But together, they can be used to develop our understanding.

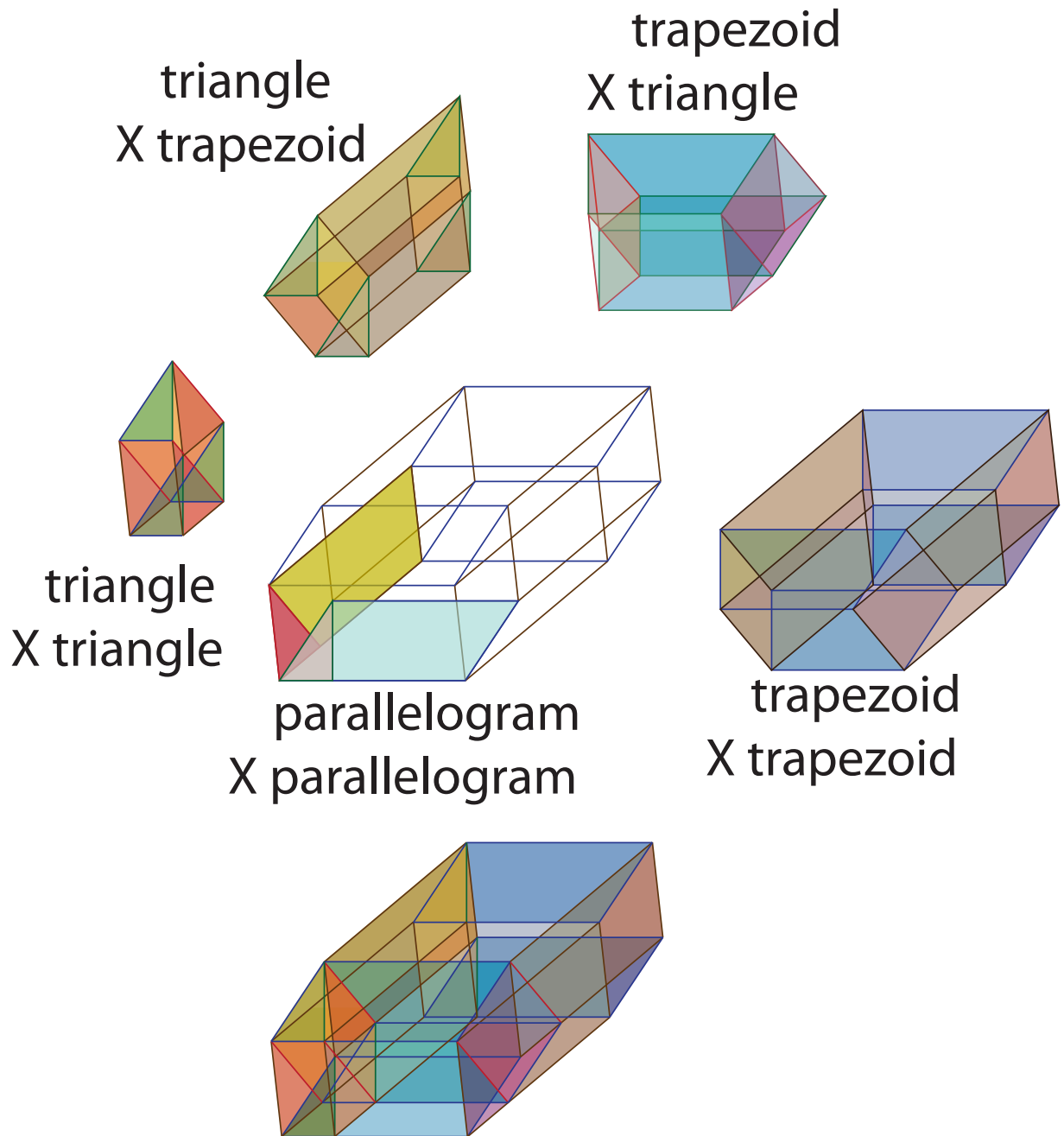


Figure 33. The product of a parallelogram and itself

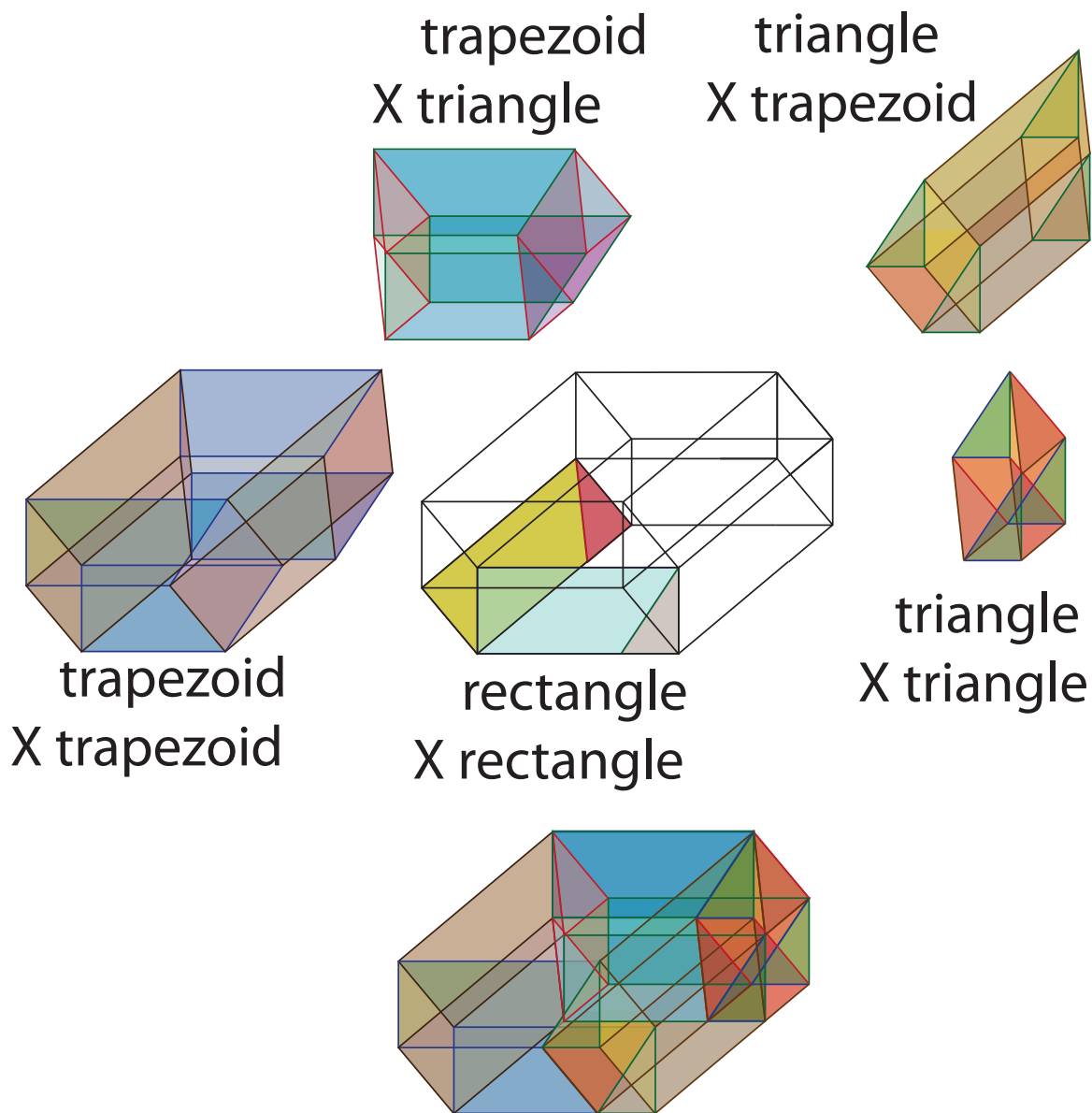


Figure 34. Decomposing a rectangle-times-rectangle into the pieces above

294

295 **Acknowledgments**

296 The initial work for this project were conducted when the second author was a UCUR (University
 297 Committee for Undergraduate Scholarship) student at the University of South Alabama. It appeared in
 298 [4], but we felt that the pictures and our techniques deserved a wider audience. We would like to thank

299 Dror Bar-Natan, Abhijit Champanerkar, Dylan Thurston, and the faculty at the University of South
300 Alabama Department of Mathematics and Statistics for valuable conversations.

301 **References**

- 302 1. Barth, N.R. *Computing Cavalieri's Quadrature Formula By a Symmetry of the n-Cube*, American
303 Mathematical Monthly, 111 (2004), no. 9, 811-813.
- 304 2. Benko, D. *A New approach to Hilbert's Third Problem*, American Mathematical Monthly, 114
305 (2007), no. 8, 665-676.
- 306 3. Carter, J.S. and Champanerkar, A. *A geometric method to compute some elementary integrals*,
307 <http://arxiv.org/pdf/math/0608722>
- 308 4. Carter, J. S. and Mullens, D. A., *Heron's Formula from a 4-Dimensional Perspective*, [http://www.mi-](http://www.misau.ac.rs/vismath/carter2011mart/Carter.pdf)
309 [sanu.ac.rs/vismath/carter2011mart/Carter.pdf](http://www.misau.ac.rs/vismath/carter2011mart/Carter.pdf)
- 310 5. Dehn, Max *Ueber den Rauminhalt*, Mathematische Annalen, 1901, 55 (3) 465-478.
- 311 6. http://en.wikipedia.org/wiki/Squared_triangular_number
- 312 7. Struik, D. *A Concise History of Mathematics*, 4th ed., Dover, New York, 1987.
- 313 8. http://en.wikipedia.org/wiki/Heron%27s_formula

314 © October 11, 2018 by the authors; submitted to *Symmetry* for possible open access
315 publication under the terms and conditions of the Creative Commons Attribution license
316 <http://creativecommons.org/licenses/by/4.0/>.