



Search for the production of dark matter in association with top-quark pairs in the single-lepton final state in proton-proton collisions at $\sqrt{s} = 8$ TeV

The CMS Collaboration*

Abstract

A search is presented for particle dark matter produced in association with a pair of top quarks in pp collisions at a centre-of-mass energy of $\sqrt{s} = 8$ TeV. The data were collected with the CMS detector at the LHC and correspond to an integrated luminosity of 19.7 fb^{-1} . This search requires the presence of one lepton, multiple jets, and large missing transverse energy. No excess of events is found above the SM expectation, and upper limits are derived on the production cross section. Interpreting the findings in the context of a scalar contact interaction between fermionic dark matter particles and top quarks, lower limits on the interaction scale are set. These limits are also interpreted in terms of the dark matter-nucleon scattering cross sections for the spin-independent scalar operator and they complement direct searches for dark matter particles in the low mass region.

Published in the Journal of High Energy Physics as doi:10.1007/JHEP06(2015)121.

1 Introduction

Dark matter (DM) is estimated to account for about 23% of the total mass of the universe, and to be five times more abundant than the known baryonic matter. While the existence of DM is inferred from astrophysical observations, there is very little information about its nature or how it interacts with ordinary matter.

In this paper, we consider a simplified scenario [1–3] in which DM has a particle explanation and, in particular, there is only one new Dirac fermion related to DM within the energy reach of the LHC. The fermion interacts with quarks via a four-fermion contact interaction, which can be described by an effective field theory (EFT) Lagrangian:

$$L_{\text{int}} = \sum_q \sum_i C_{qi} (\bar{q} \Gamma_i^q q) (\bar{\chi} \Gamma_i^\chi \chi), \quad (1)$$

where C represents the coupling constant, which usually depends on the scale of the interaction (M_*). The operator Γ describes the type of the interaction, including scalar ($\Gamma = 1$), pseudoscalar ($\Gamma = \gamma^5$), vector ($\Gamma = \gamma^\mu$), axial vector ($\Gamma = \gamma^\mu \gamma^5$), and tensor interactions ($\Gamma = \sigma^{\mu\nu}$). The exact value of the constant C depends on the particular type of the interaction.

This scenario can lead to the production of DM particles in association with a hard parton, a photon, or a W or Z boson. The first two production modes are usually referred to as monojets [1, 3–6] and monophotons [4], respectively. Recent monojet results from the ATLAS [7] and CMS [8] Collaborations have placed lower limits on M_* for some typical couplings in Eq. (1). The ATLAS Collaboration [9] has also searched for DM particles in events with a hadronically decaying W or Z boson. Assuming a DM particle with a mass of 100 GeV, the excluded interaction scales are below about 60 GeV [9], 1040 GeV [8], 1010 GeV [8], and 2400 [9] GeV for scalar, vector, axial-vector, and tensor interactions, respectively, and the excluded scale is below 410 GeV [8] for a scalar interaction between DM particles and gluons.

The exclusion limit for a scalar interaction between DM particles and quarks is the least stringent among all the interaction types that have been probed. In this interaction the coupling strength is proportional to the mass of the quark:

$$L_{\text{int}} = \frac{m_q}{M_*^3} \bar{q} q \bar{\chi} \chi. \quad (2)$$

As a consequence, couplings to light quarks are suppressed. A recent paper [10] suggested that the sensitivity to the scalar interaction can be improved by searching in final states with third-generation quarks. It has also been noted that the inclusion of heavy quark loops in the calculation of monojet production [11] increases the expected sensitivity.

In this paper, we report on a search for the production of DM particles in association with a pair of top quarks, and consider only the scalar interaction. The ATLAS Collaboration has recently searched for DM particles in association with heavy quarks [12], placing more stringent limits on the scalar interaction between DM particles and quarks than the mono- W/Z search [9]. Assuming a DM particle with a mass of 100 GeV, the excluded interaction scale is 120 GeV for scalar interaction between top quarks and DM particles. Figure 1 shows the dominant diagram for this production at the LHC. In this paper we focus our search on events with one lepton (electron or muon) in the final state.

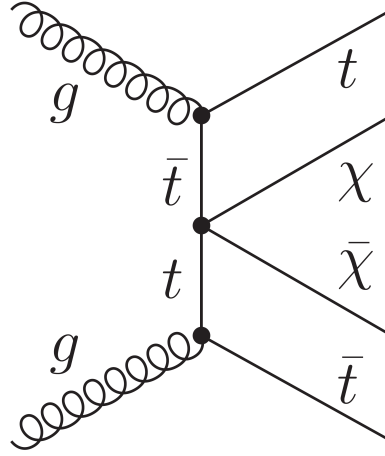


Figure 1: Dominant diagram contributing to the production of DM particles in association with top quarks at the LHC.

2 The CMS Detector

The central feature of the CMS apparatus is a superconducting solenoid of 6 m internal diameter, providing a magnetic field of 3.8 T. Within the field volume are a silicon pixel and strip tracker, a lead tungstate crystal electromagnetic calorimeter (ECAL), and a brass and scintillator hadron calorimeter (HCAL), each composed of a barrel and two endcap sections. Muons are measured in gas-ionization detectors embedded in the steel flux-return yoke outside the solenoid. Extensive forward calorimetry complements the coverage provided by the barrel and endcap detectors. A more detailed description of the CMS detector, together with a definition of the coordinate system used and the relevant kinematic variables, can be found in Ref. [13].

3 Data and simulated samples

The data used in this search were recorded with the CMS detector at the LHC at $\sqrt{s} = 8$ TeV, and correspond to an integrated luminosity of 19.7 fb^{-1} . The data were collected using single-electron and single-muon triggers, with transverse momentum (p_T) thresholds of 27 and 24 GeV, respectively. The efficiencies of these triggers in data and simulation are compared, measured using a tag-and-probe method [14], and correction factors are applied to the simulation.

DM signals are generated with MADGRAPH v5.1.5.11 [15] leading order (LO) matrix element generator using the CTEQ6L1 parton distribution functions (PDF) [16]. The dominant standard model (SM) background processes for this search are $t\bar{t}$ +jets, $t\bar{t} + \gamma/W/Z$, W +jets, single top quark, diboson (WW , WZ , and ZZ) and Drell–Yan events. All of these backgrounds except single top quark and WW events, are generated with the MADGRAPH using CTEQ6L1 PDF. The top-quark p_T distributions in the $t\bar{t}$ +jet sample generated from MADGRAPH are reweighted to match the CMS measurements, following the method described in Ref. [17]. Single top quark processes are generated with the next-to-LO (NLO) generator POWHEG v1.0 using the CTEQ6M PDF [16]. The WW background is generated with the PYTHIA v6.424 [18]. All events generated with MADGRAPH are matched to the PYTHIA [18] parton shower description. All events are passed through the detailed simulation of the CMS detector based on GEANT4 v9.4 [19].

The cross sections of $t\bar{t}$ +jets [20] and W/Z +jets [21] backgrounds are calculated at next-to-NLO. Other backgrounds are calculated at NLO. The single top quark cross section is taken from

Ref. [22], the $t\bar{t} + Z$ cross section from Ref. [23], the $t\bar{t} + W$ cross section from Ref. [24], the $t\bar{t} + \gamma$ cross section from Ref. [25] and the diboson cross sections are from Ref. [26].

Additional minimum bias events in the same LHC bunch crossing (pileup) are added to all simulated events, with a distribution in number matching that observed in data.

4 Object reconstruction

A particle-flow (PF) based event reconstruction [27, 28] is used by CMS, which takes into account information from all subdetectors, including charged-particle tracks from the tracking system and deposited energy from the ECAL and HCAL. Given this information, all particles in the event are classified into mutually exclusive categories: electrons, muons, photons, charged hadrons, and neutral hadrons. Primary vertices are reconstructed using a deterministic annealing filter algorithm [29], with the event primary vertex defined as the vertex with the largest sum of the squares of the p_T of the tracks associated with that vertex.

Electron candidates are reconstructed from energy clusters in the ECAL matched with tracks [30]. The electron trajectory in the tracker volume is reconstructed with a Gaussian sum filter [31] algorithm that takes into account the possible emission of bremsstrahlung photons in the silicon tracker. The electron momentum is then determined from the combination of ECAL and tracker measurements. Electrons are identified by placing requirements on the ECAL shower shape, the matching between the tracker and the ECAL, the relative energy fraction deposited in HCAL and ECAL, the transverse and longitudinal impact parameters of the tracker track with respect to the event primary vertex, photon conversion rejection, and the isolation variable R_{Iso}^e . The isolation variable is defined as the ratio to the electron transverse momentum, of the sum of p_T of all other PF candidates reconstructed in a cone of radius $\Delta R = \sqrt{(\Delta\eta)^2 + (\Delta\phi)^2} = 0.3$ around the electron candidate, where η is the pseudorapidity and ϕ is the azimuthal angle. The p_T sum in the isolation cone is corrected for the contributions of pileup interactions on an event-by-event basis. Isolated electrons satisfy $R_{\text{Iso}}^e < 0.1$. The electron is required not to be in the transition region between the barrel and the endcap ECAL ($1.44 < |\eta| < 1.57$) because the reconstruction of an electron object in this region is not optimal [30]. After all these requirements, electrons are selected if they satisfy $p_T > 30 \text{ GeV}$ and $|\eta| < 2.5$.

Muon candidates are reconstructed by combining tracks from the tracker and muon system [32], resulting in “global-muon tracks”. The PF muons are selected among reconstructed muon track candidates by imposing minimal requirements on the track components in the muon system and taking into account matching with small energy deposits in the calorimeters [27, 28]. Muons from cosmic rays and from light hadrons that decay in flight, or from b hadrons, and hadrons misidentified as muons are suppressed by applying requirements on the quality of the global-muon fit, the number of hits in the muon detector and in the tracker, the transverse and longitudinal impact parameters of the tracker track with respect to the event primary vertex, and the isolation variable. The muon isolation variable (R_{Iso}^μ) is defined in a similar manner to that for electrons, but with a cone of radius $\Delta R = 0.4$. Isolated muons must satisfy $R_{\text{Iso}}^\mu < 0.12$. After all these requirements, muons are selected if they satisfy $p_T > 30 \text{ GeV}$ and $|\eta| < 2.1$.

Both electron and muon identification efficiencies are measured via the tag-and-probe technique using inclusive samples of $Z \rightarrow \ell^+ \ell^-$ events from data and simulation. Correction factors are used to account for the difference in performance of the lepton identification between data and simulation.

Jets are reconstructed from PF candidates that are clustered with the anti- k_T algorithm [33] with a distance parameter of 0.5, using the FASTJET package [34]. Jet energy scale corrections obtained from data and simulation are applied to account for the response function of the combined calorimetry to hadronic showers and pileup effects [35, 36]. The jet p_T resolution in simulation is adjusted to match that measured in data [37]. Jet candidates are required to have $p_T > 30$ GeV and $|\eta| < 4.0$, and to satisfy a very loose set of quality criteria [37]. The combined secondary vertex (CSV) b-tagging algorithm [38] is used to identify jets from the hadronization of b quarks. The CSV algorithm exploits the large impact parameters and probable presence of a displaced vertex which are common in b-quark-initiated jets. This information is combined in a likelihood discriminant providing a continuous output between 0 and 1. In this search, a selected jet is considered to be b-tagged if it has a CSV discriminant value greater than 0.679 and $|\eta| < 2.4$. The b-tagging efficiency is approximately 70% (20%) for jets originating from a b (c) quark and the mistagging probability for jets originating from light quarks or gluons is approximately 2%. An event-by-event correction factor is applied to simulated events to account for the difference in performance of the b-tagging between data and simulation [39].

Missing transverse energy (E_T^{miss}) is measured as the magnitude of the vectorial p_T sum of all PF candidates, taking into account the jet energy corrections.

5 Event selection

In semileptonic $t\bar{t}$ decays, two b quarks and two light quarks are produced. Therefore most of the selected signal events contain at least four jets. However, we set the requirement to be three or more rather than four or more identified jets in an event, since this is found to improve the search sensitivity by 10%. In addition, we require at least one b-tagged jet (“b jet”) in the event, and only one identified isolated lepton.

Signal events usually have larger E_T^{miss} than the backgrounds because of two DM particles, neither of which leave any energy in the detector. Events are therefore required to have $E_T^{\text{miss}} > 160$ GeV. These selection criteria are referred to as the “preselection”. After preselection, the dominant backgrounds are from $t\bar{t}$ and W+jets production. Other backgrounds include single top, Drell–Yan and diboson production. The QCD multijet contribution to the background is negligible because of the requirements of a high- p_T isolated lepton, large E_T^{miss} , and a b-tagged jet.

To improve the search sensitivity, we further select events with $E_T^{\text{miss}} > 320$ GeV. The remaining W+jets and most $t\bar{t}$ backgrounds contain a single leptonically decaying W boson. The transverse mass, defined as $M_T \equiv \sqrt{2E_T^{\text{miss}}p_T^\ell(1 - \cos(\Delta\phi))}$, where p_T^ℓ is the transverse momentum of the lepton and $\Delta\phi$ is the opening angle in azimuth between the lepton and \vec{p}_T^{miss} vector, is constrained kinematically to $M_T < M_W$ for the on-shell W boson decay in the $t\bar{t}$ and W+jets events. For signal events, off-shell W boson decays, and $t\bar{t}$ dilepton decay channel, M_T can exceed M_W . Therefore a requirement of $M_T > 160$ GeV is applied to increase the discrimination of the background relative to the signal.

The dominant background with large M_T arises from dileptonic $t\bar{t}$ events where one of the leptons is unobserved, illustrated in Fig. 2. The M_{T2}^W variable [40] is exploited to further reduce this type of background. This variable is defined as the minimal “parent” particle mass compatible with all the transverse momenta and mass-shell constraints, assuming two identical parent

particles, each of mass m_y , decaying to bW:

$$M_{T2}^W = \min \left(m_y \text{ consistent with: } \left\{ \begin{array}{l} \vec{p}_1^T + \vec{p}_2^T = \vec{p}_T^{\text{miss}}, p_1^2 = 0, (p_1 + p_\ell)^2 = p_2^2 = M_W^2, \\ (p_1 + p_\ell + p_{b1})^2 = (p_2 + p_{b2})^2 = m_y^2 \end{array} \right\} \right), \quad (3)$$

where the momentum of the W boson that decays to an unreconstructed lepton is indicated by p_2 , and the momentum of the neutrino from the decay of the other W boson is indicated by p_1 . In particular, the intermediate W bosons are assumed to be on-shell, thus adding more kinematic information to suppress dileptonic $t\bar{t}$ events where one lepton is lost. In $t\bar{t}$ events, the M_{T2}^W distribution has a kinematic end-point at the top-quark mass, assuming perfect measurements with the detector. By contrast, this is not the case for signal events where two additional DM particles are present. The calculation of M_{T2}^W requires that at least two b jets be identified and be paired correctly to the lepton. When only one b jet is selected, each of the first three remaining highest p_T jets is considered as the second b jet. When two or more b jets are selected, all the b jets in the event are used. The M_{T2}^W value is then calculated for all possible jet-lepton combinations and the minimum value is taken as the event discriminant. We select events with $M_{T2}^W > 200$ GeV.

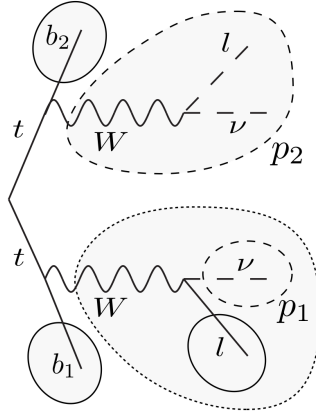


Figure 2: Schematic of a dileptonic $t\bar{t}$ event where only one lepton is reconstructed [40]. This represents the dominant type of $t\bar{t}$ background to this search. The momentum of the W boson that decays to an unreconstructed lepton is indicated by p_2 , and the momentum of the neutrino from the decay of the other W boson is indicated by p_1 . The same notation is used in Eq. (3).

In addition, the jets and the \vec{p}_T^{miss} tend to be more separated in ϕ in signal events than in $t\bar{t}$ background. We therefore require the minimum opening angle in ϕ between each of the first two leading jets and \vec{p}_T^{miss} to be larger than 1.2. In summary, the signal region (SR) for our search is $E_T^{\text{miss}} > 320$ GeV, $M_T > 160$ GeV, $M_{T2}^W > 200$ GeV and $\min \Delta\phi(j_{1,2}, \vec{p}_T^{\text{miss}}) > 1.2$. These selection criteria are optimized based on the expected significance for DM masses between 1 and 1000 GeV.

Figure 3 shows the distributions of E_T^{miss} , M_T , M_{T2}^W , and $\min \Delta\phi(j_{1,2}, \vec{p}_T^{\text{miss}})$ after applying all other selections except the one plotted, indicating their power of discrimination between signal and background. In these distributions, the $t\bar{t}$ +jets and W+jets backgrounds have been adjusted by the scale factors (SF), as described in section 6.

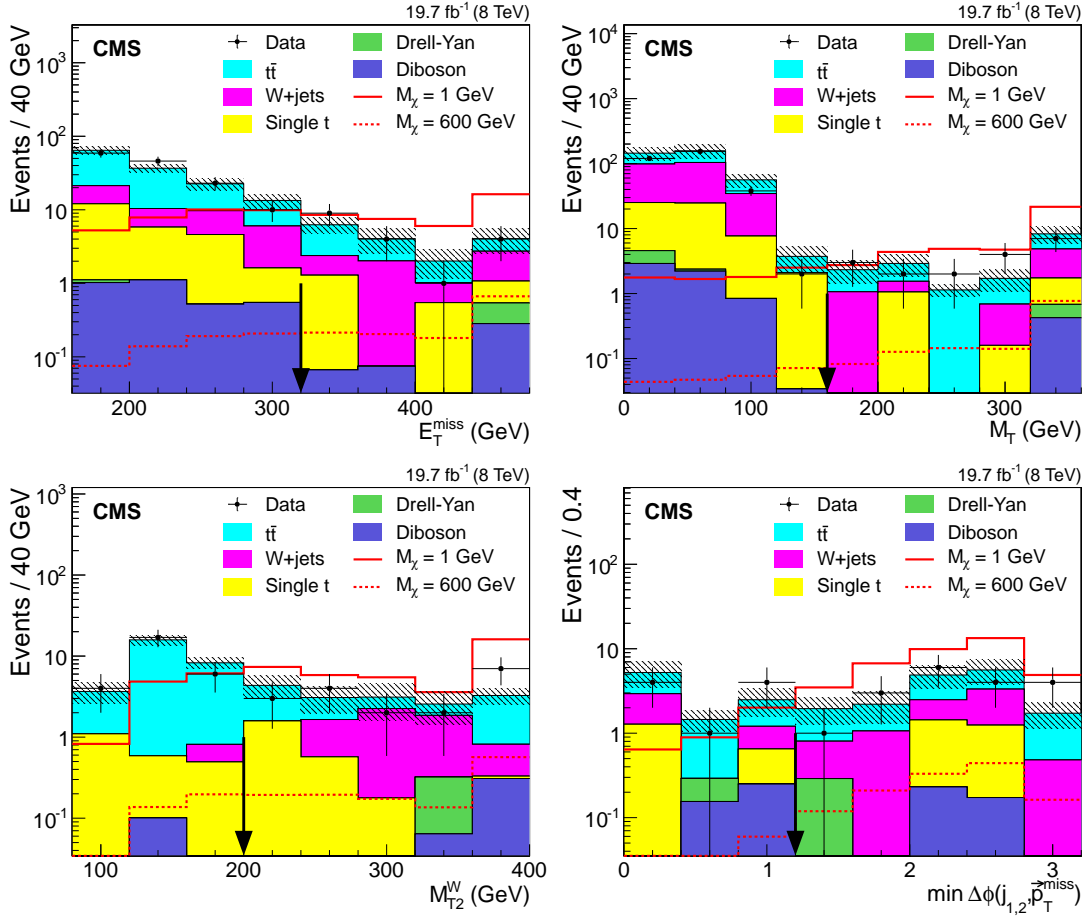


Figure 3: Distributions of E_T^{miss} , M_T , M_{T2}^W , and $\min \Delta\phi(j_{1,2}, \vec{p}_T^{\text{miss}})$ after applying SFs for $t\bar{t}$ +jets and W+jets backgrounds, as described in section 6. Each distribution is plotted after applying all other selections, which are indicated by the arrows on the relevant distributions. Two simulated DM signals with mass M_χ of 1 and 600 GeV and an interaction scale M_* of 100 GeV are included for comparison. The hatched region represents the total uncertainty in the background prediction. The last bin of the E_T^{miss} , M_T and M_{T2}^W distributions includes the overflow. The horizontal bar on each data point indicates the width of the bin.

6 Background estimation

Standard model backgrounds are estimated from simulation, with data-to-simulation SFs applied to the dominant backgrounds from $t\bar{t}$ +jets and W +jets.

Two control regions (CR) are defined to extract these SFs. One is the preselection with the additional requirement of $M_T > 160$ GeV (CR1). The sample in CR1 is dominated by $t\bar{t}$ +jets background. The other (CR2) is defined the same way as CR1 except that no jet should satisfy the b-tag requirement, resulting in a sample enriched in W +jets events. The subdominant backgrounds are subtracted from the distributions observed in data in order to obtain a data sample that has only $t\bar{t}$ +jets and W +jets background contributions. The $t\bar{t}$ +jets and W +jets SFs are then obtained by matching simultaneously to data the M_T distribution in CR1 and the E_T^{miss} distribution in CR2. The obtained SFs for $t\bar{t}$ +jets and W +jets are 1.11 ± 0.02 (stat) and 1.26 ± 0.06 (stat), respectively. These SFs are propagated to the SR to estimate the background. The level of DM signal contamination in the two CRs is estimated to be small and therefore has negligible impact on the background estimation in the SR. Figures 4 and 5 show the distributions of E_T^{miss} , M_T , M_{T2}^W , and $\min \Delta\phi(j_{1,2}, \vec{p}_T^{\text{miss}})$ with the SFs applied in CR1 and CR2, respectively. The data are in good agreement with expectations from SM background.

7 Systematic uncertainties

The normalization and shape of the distributions used to establish a possible DM signal are subject both to experimental and theoretical uncertainties.

The data-to-simulation SFs for $t\bar{t}$ +jets and W +jets are extracted from the CRs, as described in the previous section. For the background estimation, the use of SFs largely removes the uncertainties from the integrated luminosity, lepton identification and trigger efficiencies, and from cross sections of the two backgrounds. Other systematic uncertainties can be constrained by refitting the data in the CRs, as described in the following.

The $t\bar{t}$ +jets and W +jets SFs are obtained from CRs in which other backgrounds are present as well. We conservatively assign a 50% uncertainty for other backgrounds to account for possible missing higher order terms as well as mismodelling of kinematic properties from the simulation. This uncertainty results in a change of 5% and 9% for the $t\bar{t}$ +jets and W +jets SFs, respectively. Propagating these changes to the SR, the impact on the total background prediction is found to be 10%.

The stability of the SFs is checked through changes in the definitions of the CRs. These include tightening the E_T^{miss} requirement or applying selections on M_{T2}^W , and $\min \Delta\phi(j_{1,2}, \vec{p}_T^{\text{miss}})$. An uncertainty of 40% for the W +jets SF is assigned from these CR tests. No significant change is observed in the SF for $t\bar{t}$ +jets.

The p_T distributions of top quarks in the $t\bar{t}$ +jets simulation is reweighted to match the data. The reweighting uncertainty is estimated by changing the nominal reweighting factor to unity or to the square of the reweighting factor, resulting in a change of $\pm 14\%$ for the $t\bar{t}$ +jets SF and only negligible impact on the W +jet SF. Propagating these SFs to the SR, a systematic uncertainty of 10% is estimated for the $t\bar{t}$ +jets background prediction from the reweighting. The stability of the $t\bar{t}$ +jets background prediction is also checked by varying the MADGRAPH factorization and renormalization scale parameters, or the scale parameter for the matrix element and parton shower matching, by a factor of two. The resulting predictions are consistent with the nominal $t\bar{t}$ +jets background prediction.

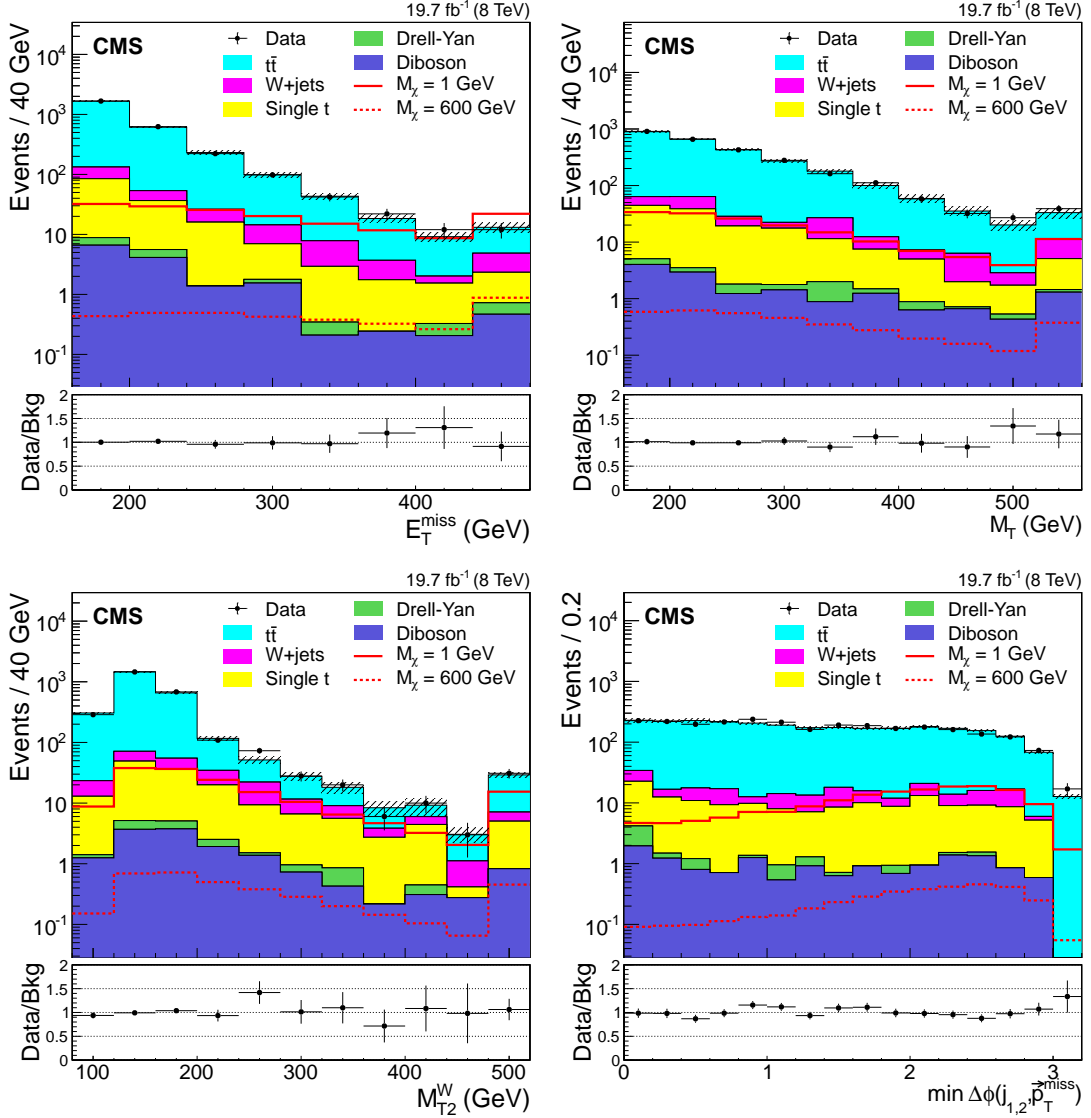


Figure 4: Distributions of E_T^{miss} , M_T , M_{T2}^W , and $\min \Delta\phi(j_{1,2}, \vec{p}_T^{\text{miss}})$ in CR1 after applying the SFs for $t\bar{t}$ +jets and W+jets backgrounds, as described in section 6. Two simulated DM signals with mass M_χ of 1 and 600 GeV and an interaction scale M_* of 100 GeV are included for comparison. The hatched region represents the total uncertainty in the background prediction. The error bars on the data-to-background ratio take into account both the statistical uncertainty in data and the total uncertainty in the background prediction. The last bin of the E_T^{miss} , M_T , and M_{T2}^W distributions includes the overflow. The horizontal bar on each data point indicates the width of the bin.

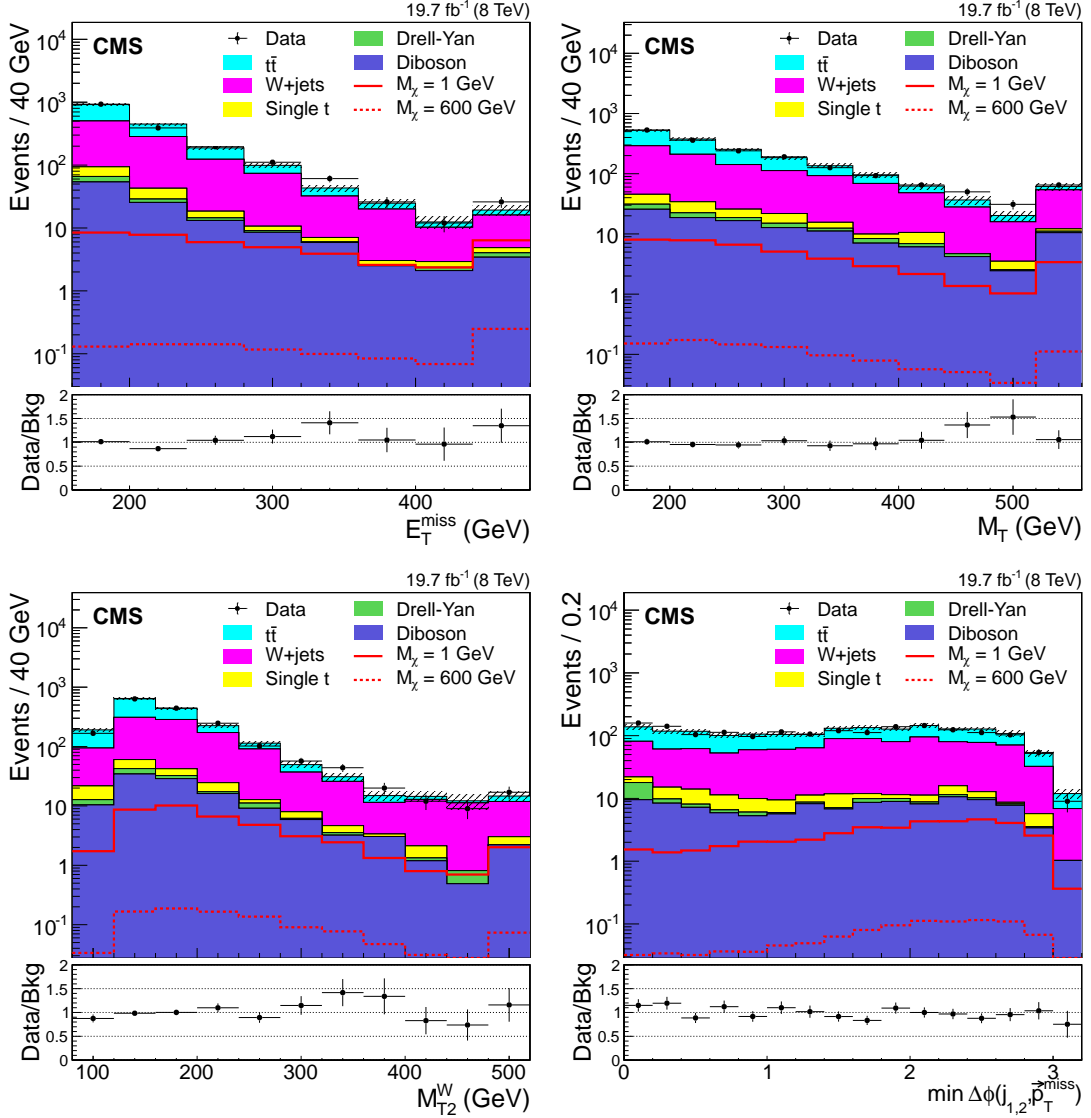


Figure 5: Distributions of E_T^{miss} , M_T , M_{T2}^W , and $\min \Delta\phi(j_{1,2}, \vec{p}_T^{\text{miss}})$ in CR2 after applying the SFs for $t\bar{t}$ +jets and W+jets backgrounds, as described in section 6. Two simulated DM signals with mass M_χ of 1 and 600 GeV and an interaction scale M_* of 100 GeV are included for comparison. The hatched region represents the total uncertainty in the background prediction. The error bars on the data-to-background ratio take into account both the statistical uncertainty in data and the total uncertainty in the background prediction. The last bin of the E_T^{miss} , M_T , and M_{T2}^W distributions includes the overflow. The horizontal bar on each data point indicates the width of the bin.

The remaining dominant experimental systematic uncertainties are from corrections in jet energy scale and resolution. Correction factors are separately varied by ± 1 standard deviation and E_T^{miss} is recalculated accordingly. These changes in the jet energy scale and resolution correction factors contribute uncertainties of 4% and 3% in the estimate of the background, respectively. The uncertainties in the background yield due to b-tagging correction factors are estimated to be 1.0% and 1.8% for heavy-flavour and light-flavour jets, respectively. The uncertainty in the pileup model contributes an uncertainty of 2.0% in the background estimate.

The theoretical uncertainty related to the choice of the PDF set is evaluated by reweighting the background samples using three PDF sets: CT10 [41], MWST2008 [42], and NNPDF2.3 [43], following the PDF4LHC recommendation [44, 45]. For each PDF set, an uncertainty band is derived from the different error PDF sets, including the uncertainties due to the strong coupling constant α_s . The envelope of these three error bands is taken as the PDF uncertainty, which leads to a 2.6% uncertainty in the background estimate.

Table 1 summarizes the systematic uncertainties and their impact on the background prediction in the SR.

The following sources of systematic uncertainty associated with the signal expectation are taken into account. The integrated luminosity is measured with precision of 2.6% [46]. Lepton trigger and identification efficiencies are measured with a precision of 2% and 1%, respectively. Uncertainties in the jet energy scale and resolution correction factors yield uncertainties of 2–3% and less than 1%, respectively, depending on the mass hypotheses for the DM particle. Uncertainties in the b-tagging correction factors for heavy-flavour and light-flavour jets yield uncertainties of 3–4% and less than 1%, respectively.

Table 1: Systematic uncertainties from various sources and their impact on the total background prediction.

| Source of systematic uncertainties | Relative uncertainty on total background (%) |
|--|--|
| 50% normalization uncert. of other bkg in deriving SFs | 10 |
| SF _{W+jets} (CR tests) | 13 |
| $t\bar{t}$ +jets top-quark p_T reweighting | 3.9 |
| Jet energy scale | 4.0 |
| Jet energy resolution | 3.0 |
| b-tagging correction factor (heavy flavour) | 1.0 |
| b-tagging correction factor (light flavour) | 1.8 |
| Pileup model | 2.0 |
| PDF | 2.6 |

8 Results

Table 2 lists the number of events observed in the SR, along with the background prediction and expected number of signal events for a DM particle with mass of $M_\chi = 1$ GeV and an interaction scale $M_* = 100$ GeV. We observe no excess of events in the SR and set 90% confidence level (CL) upper limits on the production cross section of DM particles in association with a pair of top quarks. The choice of 90% CL is made in order to allow direct comparisons with related limits from astrophysical observations. A modified-frequentist CL_s method [47, 48] is used to evaluate the upper limits, with both statistical and systematic uncertainties taken into account in the limit setting.

Table 2: Expected number of background events in the SR, expected number of signal events for a DM particle with the mass $M_\chi = 1$ GeV, assuming an interaction scale $M_* = 100$ GeV, and observed data. The statistical and systematic uncertainties are given on the expected yields.

| Source | Yield (\pm stat \pm syst) |
|-------------|--------------------------------|
| t \bar{t} | $8.2 \pm 0.6 \pm 1.9$ |
| W | $5.2 \pm 1.8 \pm 2.1$ |
| Single top | $2.3 \pm 1.1 \pm 1.1$ |
| Diboson | $0.5 \pm 0.2 \pm 0.2$ |
| Drell–Yan | $0.3 \pm 0.3 \pm 0.1$ |
| Total Bkg | $16.4 \pm 2.2 \pm 2.9$ |
| Data | 18 |

Table 3 shows the signal efficiencies and the observed and expected upper limits on the $pp \rightarrow t\bar{t} + \chi\bar{\chi}$ production cross section for seven mass hypotheses of the DM particle. The relatively low values of signal efficiencies of 1–3% are mostly due to the requirement of $E_{\text{T}}^{\text{miss}} > 320$ GeV. Cross sections larger than 20 to 55 fb are excluded at 90% CL for DM particles with mass ranging from 1 to 1000 GeV. Interpreting the results in the context of a scalar interaction between DM particles and top quarks, we set lower limits on the interaction scale M_* , shown in Fig. 6. Assuming a DM particle with a mass of 100 GeV, values of the interaction scale below 118 GeV are excluded at 90% CL.

Table 3: Expected number of signal events in SR assuming an interaction scale $M_* = 100$ GeV, signal efficiencies, and observed and expected limits at 90% CL on production cross sections for $pp \rightarrow t\bar{t} + \chi\bar{\chi}$, for various DM particle masses.

| M_χ (GeV) | Yield (\pm stat \pm syst) | Signal efficiency (%) (\pm stat \pm syst) | $\sigma_{\text{exp}}^{\text{lim}}$ (fb) | $\sigma_{\text{obs}}^{\text{lim}}$ (fb) |
|----------------|--------------------------------|--|---|---|
| 1 | $38.3 \pm 0.7 \pm 2.1$ | $1.01 \pm 0.02 \pm 0.05$ | 47_{-13}^{+21} | 55 |
| 10 | $37.8 \pm 0.7 \pm 2.1$ | $1.01 \pm 0.02 \pm 0.05$ | 46_{-13}^{+21} | 54 |
| 50 | $35.1 \pm 0.6 \pm 1.9$ | $1.20 \pm 0.02 \pm 0.06$ | 39_{-11}^{+18} | 45 |
| 100 | $30.1 \pm 0.4 \pm 1.7$ | $1.46 \pm 0.02 \pm 0.07$ | 32_{-9}^{+14} | 37 |
| 200 | $18.0 \pm 0.2 \pm 1.0$ | $1.73 \pm 0.02 \pm 0.08$ | 27_{-8}^{+12} | 32 |
| 600 | $1.26 \pm 0.02 \pm 0.07$ | $2.40 \pm 0.03 \pm 0.11$ | 19_{-6}^{+9} | 23 |
| 1000 | $0.062 \pm 0.001 \pm 0.003$ | $2.76 \pm 0.04 \pm 0.13$ | 17_{-5}^{+8} | 20 |

As shown in Eq. (1), DM production is modeled by an EFT, an approximation that has some important limitations. Firstly, the EFT approximation is only valid when the momentum transfer Q_{tr} is small compared to the mediator mass. Secondly, the couplings should not exceed the perturbative limit. Unfortunately, both of these conditions depend on the details of the unknown new physics being approximated by the EFT. For example, if we consider a model with s -channel exchange between the top quarks and the DM particles and a coupling equal to the perturbative limit $g \equiv \sqrt{g_\chi g_t} = 4\pi$, where g_χ and g_t are the coupling constants of the mediator to DM particles and top quarks, respectively, then we can derive a lower bound on M_* , $\sqrt{M_*^3/m_t} > M_\chi/2\pi$, where m_t is the mass of the top quark [3, 49]. The region of parameter space in the exclusion plane that does not meet the perturbative condition for the validity of the EFT is indicated by the hatched area in Fig. 6.

In addition to this minimal requirement, we also test the validity of the EFT approximation with respect to the momentum transfer condition. For the same s -channel mediator scenario, Q_{tr} is estimated as the invariant mass of two DM particles ($M_{\chi\bar{\chi}}$) as shown in Fig. 7. The

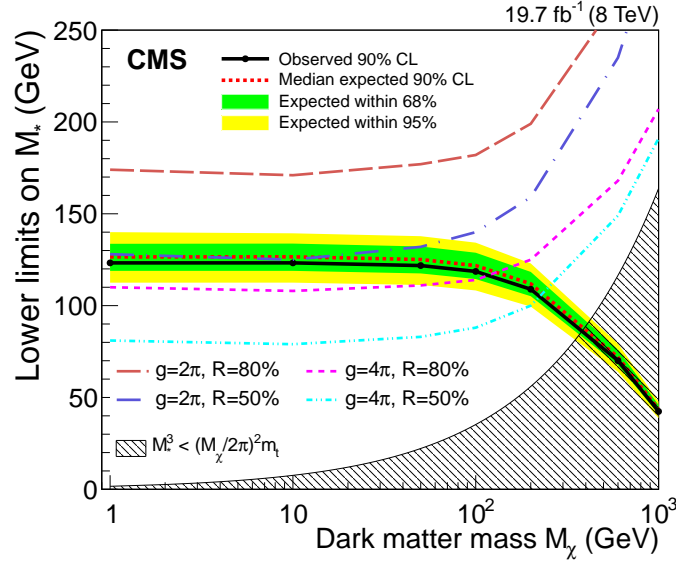


Figure 6: Observed exclusion limits in the plane of DM particle mass and interaction scale, with the region below the solid curve excluded at a 90% CL. The background-only expectations are represented by their median (dashed line) and by the 68% and 95% CL bands. A lower bound of the validity of the EFT is indicated by the upper edge of the hatched area. The four curves, corresponding to different g and R values, represent the lower bound on M_* for which 50% and 80% of signal events have a pair of DM particles with an invariant mass less than $g\sqrt{M_*^3/m_t}$, where $g = 4\pi$ and $g = 2\pi$ respectively. These curves indicate further restrictions on the applicability of EFT, as explained in the text.

EFT approximation is then valid if $M_{\chi\bar{\chi}} < g\sqrt{M_*^3/m_t}$. The fraction of simulated signal events that satisfy this requirement (R) is reported for given values of g and M_* . For $g = 4\pi$ and $g = 2\pi$, contours are overlaid in Fig. 6 that indicate where in the exclusion plane 50% or 80% of simulated signal events passing the analysis selection criteria satisfy the momentum transfer condition. If instead of drawing such a contour we fix M_* at the 90% CL lower limit obtained in this analysis, then 89% (46%) of simulated signal events passing the analysis selection criteria satisfy the momentum requirement for $g = 4\pi$ (2π) and $M_\chi = 1$ GeV. These fractions drop to 63% (5%) for $M_\chi = 200$ GeV. No simulated signal events passing the analysis selection criteria are found to satisfy this requirement for $M_\chi > 600$ GeV. For these reasons, the 90% CL constraints on M_* obtained in this analysis cannot be considered generally applicable, but should only be interpreted in models with large DM coupling.

The limits on the interaction scale M_* can be translated to limits on the DM-nucleon scattering cross section [3]. Figure 8 shows the observed 90% CL upper limits on the DM-nucleon cross section as a function of the DM mass for the scalar operator considered in this paper. More stringent limits are obtained relative to current direct DM searches in the mass region of less than ≈ 6 GeV. In this region, DM-nucleon cross sections larger than $1\text{--}2 \times 10^{-42}$ cm² are excluded.

9 Summary

A search has been presented for the production of dark matter particles in association with top quarks in single-lepton events with the CMS detector at the LHC, using proton-proton collision

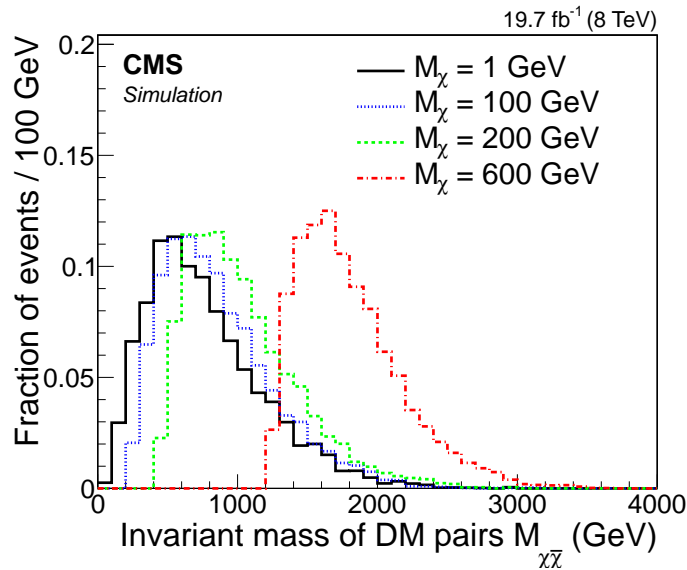


Figure 7: Invariant mass of two DM particles $M_{\chi\bar{\chi}}$ in selected signal events, for several DM mass hypotheses.

data recorded at $\sqrt{s} = 8$ TeV and corresponding to an integrated luminosity of 19.7 fb^{-1} . No excess of events above the SM expectation is found and cross section upper limits on this process are set. Cross sections larger than 20 to 55 fb are excluded at 90% CL for dark matter particles with the masses ranging from 1 to 1000 GeV. Interpreting the findings in the context of a scalar interaction between dark matter particles and top quarks in the framework of an effective field theory, lower limits on the interaction scale are set. Assuming a dark matter particle with a mass of 100 GeV, values of the interaction scale below 118 GeV are excluded at 90% CL. These limits on the interaction scale are comparable to those obtained from a similar search by the ATLAS Collaboration [12]. In the case of an s -channel mediator, they are only valid for large values of the coupling constant, where the effective field theory approximation holds for most signal events. These limits are interpreted as limits on the dark matter-nucleon scattering cross sections for the spin-independent scalar operator. For dark matter particles with masses below 6 GeV, more stringent limits are obtained from this search than from direct dark matter detection searches. Dark matter-nucleon cross sections larger than $1\text{--}2 \times 10^{-42} \text{ cm}^2$ are excluded at 90% CL.

Acknowledgments

We congratulate our colleagues in the CERN accelerator departments for the excellent performance of the LHC and thank the technical and administrative staffs at CERN and at other CMS institutes for their contributions to the success of the CMS effort. In addition, we gratefully acknowledge the computing centres and personnel of the Worldwide LHC Computing Grid for delivering so effectively the computing infrastructure essential to our analyses. Finally, we acknowledge the enduring support for the construction and operation of the LHC and the CMS detector provided by the following funding agencies: BMWFW and FWF (Austria); FNRS and FWO (Belgium); CNPq, CAPES, FAPERJ, and FAPESP (Brazil); MES (Bulgaria); CERN; CAS, MoST, and NSFC (China); COLCIENCIAS (Colombia); MSES and CSF (Croatia); RPF (Cyprus); MoER, ERC IUT and ERDF (Estonia); Academy of Finland, MEC, and HIP (Finland); CEA and CNRS/IN2P3 (France); BMBF, DFG, and HGF (Germany); GSRT (Greece); OTKA and NIH

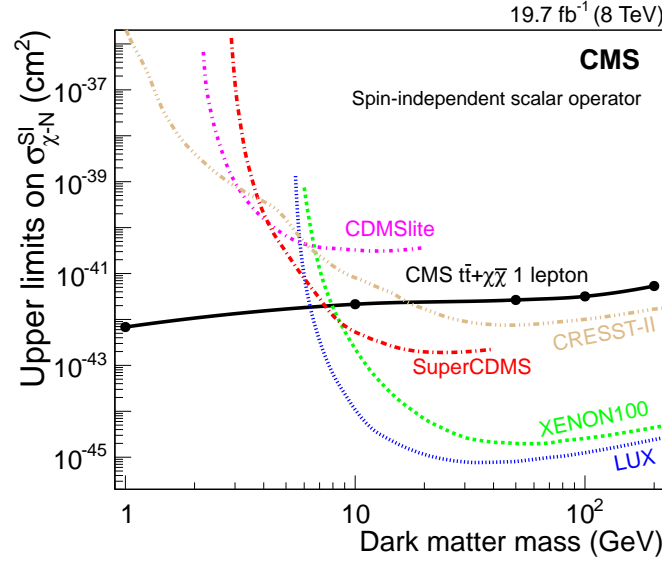


Figure 8: The 90% CL upper limits on the DM-nucleon spin-independent scattering cross section ($\sigma_{\chi-N}^{SI}$) as a function of the DM particle mass for the scalar operator considered in this paper. Also shown are 90% CL limits from various direct DM search experiments [50–54].

(Hungary); DAE and DST (India); IPM (Iran); SFI (Ireland); INFN (Italy); MSIP and NRF (Republic of Korea); LAS (Lithuania); MOE and UM (Malaysia); CINVESTAV, CONACYT, SEP, and UASLP-FAI (Mexico); MBIE (New Zealand); PAEC (Pakistan); MSHE and NSC (Poland); FCT (Portugal); JINR (Dubna); MON, RosAtom, RAS and RFBR (Russia); MESTD (Serbia); SEIDI and CPAN (Spain); Swiss Funding Agencies (Switzerland); MST (Taipei); ThEPCenter, IPST, STAR and NSTDA (Thailand); TUBITAK and TAEK (Turkey); NASU and SFFR (Ukraine); STFC (United Kingdom); DOE and NSF (USA).

Individuals have received support from the Marie-Curie programme and the European Research Council and EPLANET (European Union); the Leventis Foundation; the A. P. Sloan Foundation; the Alexander von Humboldt Foundation; the Belgian Federal Science Policy Office; the Fonds pour la Formation à la Recherche dans l’Industrie et dans l’Agriculture (FRIA-Belgium); the Agentschap voor Innovatie door Wetenschap en Technologie (IWT-Belgium); the Ministry of Education, Youth and Sports (MEYS) of the Czech Republic; the Council of Science and Industrial Research, India; the HOMING PLUS programme of the Foundation for Polish Science, cofinanced from European Union, Regional Development Fund; the Compagnia di San Paolo (Torino); the Consorzio per la Fisica (Trieste); MIUR project 20108T4XTM (Italy); the Thalys and Aristeia programmes cofinanced by EU-ESF and the Greek NSRF; and the National Priorities Research Program by Qatar National Research Fund.

References

- [1] M. Beltran et al., “Maverick dark matter at colliders”, *JHEP* **09** (2010) 037, doi:10.1007/JHEP09(2010)037, arXiv:1002.4137.
- [2] K. Cheung et al., “The top window for dark matter”, *JHEP* **10** (2010) 081, doi:10.1007/JHEP10(2010)081, arXiv:1009.0618.
- [3] J. Goodman et al., “Constraints on dark matter from colliders”, *Phys. Rev. D* **82** (2010) 116010, doi:10.1103/PhysRevD.82.116010, arXiv:1008.1783.

- [4] P. J. Fox, R. Harnik, J. Kopp, and Y. Tsai, “Missing Energy Signatures of Dark Matter at the LHC”, *Phys. Rev. D* **85** (2012) 056011, doi:10.1103/PhysRevD.85.056011, arXiv:1109.4398.
- [5] P. J. Fox, R. Harnik, R. Primulando, and C.-T. Yu, “Taking a Razor to Dark Matter Parameter Space at the LHC”, *Phys. Rev. D* **86** (2012) 015010, doi:10.1103/PhysRevD.86.015010, arXiv:1203.1662.
- [6] A. Rajaraman, W. Shepherd, T. M. P. Tait, and A. M. Wijangco, “LHC bounds on interactions of dark matter”, *Phys. Rev. D* **84** (2011) 095013, doi:10.1103/PhysRevD.84.095013, arXiv:1108.1196.
- [7] ATLAS Collaboration, “Search for dark matter candidates and large extra dimensions in events with a jet and missing transverse momentum with the ATLAS detector”, *JHEP* **04** (2013) 075, doi:10.1007/JHEP04(2013)075, arXiv:1210.4491.
- [8] CMS Collaboration, “Search for dark matter, extra dimensions, and unparticles in monojet events in proton-proton collisions at $\sqrt{s} = 8$ TeV”, (2014). arXiv:1408.3583. Submitted to *Eur. Phys. J. C*.
- [9] ATLAS Collaboration, “Search for Dark Matter in Events with a Hadronically Decaying W or Z Boson and Missing Transverse Momentum in pp Collisions at $\sqrt{s} = 8$ TeV with the ATLAS Detector”, *Phys. Rev. Lett.* **112** (2014) 041802, doi:10.1103/PhysRevLett.112.041802, arXiv:1309.4017.
- [10] T. Lin, E. W. Kolb, and L.-T. Wang, “Probing dark matter couplings to top and bottom quarks at the LHC”, *Phys. Rev. D* **88** (2013) 063510, doi:10.1103/PhysRevD.88.063510, arXiv:1303.6638.
- [11] U. Haisch, F. Kahlhoefer, and J. Unwin, “The impact of heavy-quark loops on LHC dark matter searches”, *JHEP* **07** (2013) 125, doi:10.1007/JHEP07(2013)125, arXiv:1208.4605.
- [12] ATLAS Collaboration, “Search for dark matter in events with heavy quarks and missing transverse momentum in pp collisions with the ATLAS detector”, *Eur. Phys. J. C* **75** (2015) 92, doi:10.1140/epjc/s10052-015-3306-z, arXiv:1410.4031.
- [13] CMS Collaboration, “The CMS experiment at the CERN LHC”, *J. Instrum.* **3** (2008) S08004, doi:10.1088/1748-0221/3/08/S08004.
- [14] CMS Collaboration, “Measurement of the Drell–Yan cross section in pp collisions at $\sqrt{s} = 7$ TeV”, *J. High Energy Phys.* **10** (2011) 007, doi:10.1007/JHEP10(2011)007.
- [15] J. Alwall et al., “The automated computation of tree-level and next-to-leading order differential cross sections, and their matching to parton shower simulations”, *JHEP* **07** (2014) 079, doi:10.1007/JHEP07(2014)079, arXiv:1405.0301.
- [16] J. Pumplin et al., “New generation of parton distributions with uncertainties from global QCD analysis”, *JHEP* **07** (2002) 012, doi:10.1088/1126-6708/2002/07/012, arXiv:hep-ph/0201195.
- [17] CMS Collaboration, “Measurement of differential top-quark-pair production cross sections in pp collisions at $\sqrt{s} = 7$ TeV”, *Eur. Phys. J. C* **73** (2013) 2339, doi:10.1140/epjc/s10052-013-2339-4.

- [18] T. Sjöstrand, S. Mrenna, and P. Z. Skands, “PYTHIA 6.4 physics and manual”, *JHEP* **05** (2006) 026, doi:10.1088/1126-6708/2006/05/026, arXiv:hep-ph/0603175.
- [19] GEANT4 Collaboration, “GEANT4—a simulation toolkit”, *Nucl. Instrum. Meth. A* **506** (2003) 250, doi:10.1016/S0168-9002(03)01368-8.
- [20] M. Czakon, P. Fiedler, and A. Mitov, “Total Top-Quark Pair-Production Cross Section at Hadron Colliders Through $O(\alpha_s^4)$ ”, *Phys. Rev. Lett.* **110** (2013) 252004, doi:10.1103/PhysRevLett.110.252004, arXiv:1303.6254.
- [21] R. Gavin, Y. Li, F. Petriello, and S. Quackenbush, “W Physics at the LHC with FEWZ 2.1”, *Comput. Phys. Commun.* **184** (2013) 209, doi:10.1016/j.cpc.2012.09.005, arXiv:1201.5896.
- [22] N. Kidonakis, “Differential and total cross sections for top pair and single top production”, in *XX Int. Workshop on Deep-Inelastic Scattering and Related Subjects*, p. 831. Bonn, Germany, 2012. arXiv:1205.3453. doi:10.3204/DESY-PROC-2012-02/251.
- [23] M. V. Garzelli, A. Kardos, C. G. Papadopoulos, and Z. Trócsányi, “ $t\bar{t}W^\pm$ and $t\bar{t}Z$ hadroproduction at NLO accuracy in QCD with Parton Shower and Hadronization effects”, *JHEP* **11** (2012) 056, doi:10.1007/JHEP11(2012)056, arXiv:1208.2665.
- [24] J. M. Campbell and R. K. Ellis, “ $t\bar{t}W^\pm$ production and decay at NLO”, *JHEP* **07** (2012) 052, doi:10.1007/JHEP07(2012)052, arXiv:1204.5678.
- [25] K. Melnikov, M. Schulze, and A. Scharf, “QCD corrections to top quark pair production in association with a photon at hadron colliders”, *Phys. Rev. D* **83** (2011) 074013, doi:10.1103/PhysRevD.83.074013, arXiv:1102.1967.
- [26] J. M. Campbell, R. K. Ellis, and C. Williams, “Vector boson pair production at the LHC”, *JHEP* **07** (2011) 018, doi:10.1007/JHEP07(2011)018, arXiv:1105.0020.
- [27] CMS Collaboration, “Particle-Flow Event Reconstruction in CMS and Performance for Jets, Taus, and E_T^{miss} ”, CMS Physics Analysis Summary CMS-PAS-PFT-09-001, 2009.
- [28] CMS Collaboration, “Commissioning of the Particle-flow Event Reconstruction with the first LHC collisions recorded in the CMS detector”, CMS Physics Analysis Summary CMS-PAS-PFT-10-001, 2010.
- [29] CMS Collaboration, “Description and performance of track and primary-vertex reconstruction with the CMS tracker”, *J. Instrum.* **9** (2014) P10009, doi:10.1088/1748-0221/9/10/P10009, arXiv:1405.6569.
- [30] CMS Collaboration, “Performance of electron reconstruction and selection with the CMS detector in proton-proton collisions at $\sqrt{s} = 8$ TeV”, (2015). arXiv:1502.02701. Submitted to *J. Instrum.*
- [31] W. Adam, R. Frühwirth, A. Strandlie, and T. Todorov, “Reconstruction of electrons with the Gaussian sum filter in the CMS tracker at LHC”, *J. Phys. G* **31** (2005) 9, doi:10.1088/0954-3899/31/9/N01, arXiv:physics/0306087.
- [32] CMS Collaboration, “Performance of CMS muon reconstruction in pp collision events at $\sqrt{s} = 7$ TeV”, *J. Instrum.* **7** (2012) P10002, doi:10.1088/1748-0221/7/10/P10002.

- [33] M. Cacciari, G. P. Salam, and G. Soyez, "The anti- k_t jet clustering algorithm", *JHEP* **04** (2008) 063, doi:10.1088/1126-6708/2008/04/063, arXiv:0802.1189.
- [34] M. Cacciari, G. P. Salam, and G. Soyez, "FastJet user manual", *Eur. Phys. J. C* **72** (2012) 1896, doi:10.1140/epjc/s10052-012-1896-2, arXiv:1111.6097.
- [35] G. Soyez et al., "Pileup Subtraction for Jet Shapes", *Phys. Rev. Lett.* **110** (2013) 162001, doi:10.1103/PhysRevLett.110.162001, arXiv:1211.2811.
- [36] CMS Collaboration, A. Perloff, "Pileup measurement and mitigation techniques in CMS", in *XVth Int. Conf. on Calorimetry in High Energy Physics (CALOR2012)*, N. Akchurin, ed., volume 404, p. 012045. 2012. [*J. Phys. Conf. Ser.*, 404 (2012) 012045]. doi:10.1088/1742-6596/404/1/012045.
- [37] CMS Collaboration, "Determination of jet energy calibration and transverse momentum resolution in CMS", *J. Instrum.* **6** (2011) P11002, doi:10.1088/1748-0221/6/11/P11002.
- [38] CMS Collaboration, "Identification of b-quark jets with the CMS experiment", *J. Instrum.* **8** (2013) P04013, doi:10.1088/1748-0221/8/04/P04013.
- [39] CMS Collaboration, "Performance of b tagging at $\sqrt{s} = 8$ TeV in multijet, $t\bar{t}$ and boosted topology events", CMS Physics Analysis Summary CMS-PAS-BTV-13-001, 2013.
- [40] Y. Bai, H.-C. Cheng, J. Gallicchio, and J. Gu, "Stop the top background of the stop search", *JHEP* **07** (2012) 110, doi:10.1007/JHEP07(2012)110, arXiv:1203.4813.
- [41] J. Gao et al., "CT10 next-to-next-to-leading order global analysis of QCD", *Phys. Rev. D* **89** (2014) 033009, doi:10.1103/PhysRevD.89.033009, arXiv:1302.6246.
- [42] A. D. Martin, W. J. Stirling, R. S. Thorne, and G. Watt, "Parton distributions for the LHC", *Eur. Phys. J. C* **63** (2009) 189, doi:10.1140/epjc/s10052-009-1072-5, arXiv:0901.0002.
- [43] NNPDF Collaboration, "Impact of heavy quark masses on parton distributions and LHC Phenomenology", *Nucl. Phys. B* **849** (2011) 296, doi:10.1016/j.nuclphysb.2011.03.021, arXiv:1101.1300.
- [44] S. Alekhin et al., "The PDF4LHC Working Group Interim Report", (2011). arXiv:1101.0536.
- [45] M. Botje et al., "The PDF4LHC Working Group Interim Recommendations", (2011). arXiv:1101.0538.
- [46] CMS Collaboration, "CMS Luminosity Based on Pixel Cluster Counting - Summer 2013 Update", CMS Physics Analysis Summary CMS-PAS-LUM-13-001, 2013.
- [47] A. L. Read, "Presentation of search results: the CL_s technique", *J. Phys. G* **28** (2002) 2693, doi:10.1088/0954-3899/28/10/313.
- [48] T. Junk, "Confidence level computation for combining searches with small statistics", *Nucl. Instrum. Meth. A* **434** (1999) 435, doi:10.1016/S0168-9002(99)00498-2, arXiv:hep-ex/9902006.

- [49] N. Zhou, D. Berge, and D. Whiteson, “Mono-everything: combined limits on dark matter production at colliders from multiple final states”, *Phys. Rev. D* **87** (2013) 095013, doi:10.1103/PhysRevD.87.095013, arXiv:1302.3619.
- [50] SuperCDMS Collaboration, “Search for Low-Mass Weakly Interacting Massive Particles Using Voltage-Assisted Calorimetric Ionization Detection in the SuperCDMS Experiment”, *Phys. Rev. Lett.* **112** (2014) 041302, doi:10.1103/PhysRevLett.112.041302, arXiv:1309.3259.
- [51] LUX Collaboration, “First Results from the LUX Dark Matter Experiment at the Sanford Underground Research Facility”, *Phys. Rev. Lett.* **112** (2014) 091303, doi:10.1103/PhysRevLett.112.091303, arXiv:1310.8214.
- [52] XENON100 Collaboration, “Dark Matter Results from 225 Live Days of XENON100 Data”, *Phys. Rev. Lett.* **109** (2012) 181301, doi:10.1103/PhysRevLett.109.181301, arXiv:1207.5988.
- [53] SuperCDMS Collaboration, “Search for Low-Mass Weakly Interacting Massive Particles with SuperCDMS”, *Phys. Rev. Lett.* **112** (2014) 241302, doi:10.1103/PhysRevLett.112.241302, arXiv:1402.7137.
- [54] CRESST-II Collaboration, “Results on low mass WIMPs using an upgraded CRESST-II detector”, *Eur. Phys. J. C* **74** (2014) 3184, doi:10.1140/epjc/s10052-014-3184-9, arXiv:1407.3146.

A The CMS Collaboration

Yerevan Physics Institute, Yerevan, Armenia

V. Khachatryan, A.M. Sirunyan, A. Tumasyan

Institut für Hochenergiephysik der OeAW, Wien, Austria

W. Adam, T. Bergauer, M. Dragicevic, J. Erö, M. Friedl, R. Frühwirth¹, V.M. Ghete, C. Hartl, N. Hörmann, J. Hrubec, M. Jeitler¹, W. Kiesenhofer, V. Knünz, M. Krammer¹, I. Krätschmer, D. Liko, I. Mikulec, D. Rabadý², B. Rahbaran, H. Rohringer, R. Schöfbeck, J. Strauss, W. Treberer-Treberspurg, W. Waltenberger, C.-E. Wulz¹

National Centre for Particle and High Energy Physics, Minsk, Belarus

V. Mossolov, N. Shumeiko, J. Suarez Gonzalez

Universiteit Antwerpen, Antwerpen, Belgium

S. Alderweireldt, S. Bansal, T. Cornelis, E.A. De Wolf, X. Janssen, A. Knutsson, J. Lauwers, S. Luyckx, S. Ochesanu, R. Rougny, M. Van De Klundert, H. Van Haeveermaet, P. Van Mechelen, N. Van Remortel, A. Van Spilbeeck

Vrije Universiteit Brussel, Brussel, Belgium

F. Blekman, S. Blyweert, J. D'Hondt, N. Daci, N. Heracleous, J. Keaveney, S. Lowette, M. Maes, A. Olbrechts, Q. Python, D. Strom, S. Tavernier, W. Van Doninck, P. Van Mulders, G.P. Van Onsem, I. Vilella

Université Libre de Bruxelles, Bruxelles, Belgium

C. Caillol, B. Clerbaux, G. De Lentdecker, D. Dobur, L. Favart, A.P.R. Gay, A. Grebenyuk, A. Léonard, A. Mohammadi, L. Perniè², A. Randle-conde, T. Reis, T. Seva, L. Thomas, C. Vander Velde, P. Vanlaer, J. Wang, F. Zenoni

Ghent University, Ghent, Belgium

V. Adler, K. Beernaert, L. Benucci, A. Cimmino, S. Costantini, S. Crucy, A. Fagot, G. Garcia, J. Mccartin, A.A. Ocampo Rios, D. Poyraz, D. Ryckbosch, S. Salva Diblen, M. Sigamani, N. Strobbe, F. Thyssen, M. Tytgat, E. Yazgan, N. Zaganidis

Université Catholique de Louvain, Louvain-la-Neuve, Belgium

S. Basegmez, C. Beluffi³, G. Bruno, R. Castello, A. Caudron, L. Ceard, G.G. Da Silveira, C. Delaere, T. du Pree, D. Favart, L. Forthomme, A. Giammanco⁴, J. Hollar, A. Jafari, P. Jez, M. Komm, V. Lemaître, C. Nuttens, D. Pagano, L. Perrini, A. Pin, K. Piotrkowski, A. Popov⁵, L. Quertenmont, M. Selvaggi, M. Vidal Marono, J.M. Vizan Garcia

Université de Mons, Mons, Belgium

N. Bely, T. Caebergs, E. Daubie, G.H. Hammad

Centro Brasileiro de Pesquisas Fisicas, Rio de Janeiro, Brazil

W.L. Aldá Júnior, G.A. Alves, L. Brito, M. Correa Martins Junior, T. Dos Reis Martins, J. Molina, C. Mora Herrera, M.E. Pol, P. Rebello Teles

Universidade do Estado do Rio de Janeiro, Rio de Janeiro, Brazil

W. Carvalho, J. Chinellato⁶, A. Custódio, E.M. Da Costa, D. De Jesus Damiao, C. De Oliveira Martins, S. Fonseca De Souza, H. Malbouisson, D. Matos Figueiredo, L. Mundim, H. Nogima, W.L. Prado Da Silva, J. Santaolalla, A. Santoro, A. Sznajder, E.J. Tonelli Manganote⁶, A. Vilela Pereira

Universidade Estadual Paulista ^a, Universidade Federal do ABC ^b, São Paulo, Brazil

C.A. Bernardes^b, S. Dogra^a, T.R. Fernandez Perez Tomei^a, E.M. Gregores^b, P.G. Mercadante^b, S.F. Novaes^a, Sandra S. Padula^a

Institute for Nuclear Research and Nuclear Energy, Sofia, Bulgaria

A. Aleksandrov, V. Genchev², R. Hadjiiska, P. Iaydjiev, A. Marinov, S. Piperov, M. Rodozov, S. Stoykova, G. Sultanov, M. Vutova

University of Sofia, Sofia, Bulgaria

A. Dimitrov, I. Glushkov, L. Litov, B. Pavlov, P. Petkov

Institute of High Energy Physics, Beijing, China

J.G. Bian, G.M. Chen, H.S. Chen, M. Chen, T. Cheng, R. Du, C.H. Jiang, R. Plestina⁷, F. Romeo, J. Tao, Z. Wang

State Key Laboratory of Nuclear Physics and Technology, Peking University, Beijing, China

C. Asawatangtrakuldee, Y. Ban, S. Liu, Y. Mao, S.J. Qian, D. Wang, Z. Xu, F. Zhang⁸, L. Zhang, W. Zou

Universidad de Los Andes, Bogota, Colombia

C. Avila, A. Cabrera, L.F. Chaparro Sierra, C. Florez, J.P. Gomez, B. Gomez Moreno, J.C. Sanabria

University of Split, Faculty of Electrical Engineering, Mechanical Engineering and Naval Architecture, Split, Croatia

N. Godinovic, D. Lelas, D. Polic, I. Puljak

University of Split, Faculty of Science, Split, Croatia

Z. Antunovic, M. Kovac

Institute Rudjer Boskovic, Zagreb, Croatia

V. Brigljevic, K. Kadija, J. Luetic, D. Mekterovic, L. Sudic

University of Cyprus, Nicosia, Cyprus

A. Attikis, G. Mavromanolakis, J. Mousa, C. Nicolaou, F. Ptochos, P.A. Razis, H. Rykaczewski

Charles University, Prague, Czech Republic

M. Bodlak, M. Finger, M. Finger Jr.⁹

Academy of Scientific Research and Technology of the Arab Republic of Egypt, Egyptian Network of High Energy Physics, Cairo, Egypt

Y. Assran¹⁰, A. Ellithi Kamel¹¹, M.A. Mahmoud¹², A. Radi^{13,14}

National Institute of Chemical Physics and Biophysics, Tallinn, Estonia

M. Kadastik, M. Murumaa, M. Raidal, A. Tiko

Department of Physics, University of Helsinki, Helsinki, Finland

P. Eerola, M. Voutilainen

Helsinki Institute of Physics, Helsinki, Finland

J. Härkönen, V. Karimäki, R. Kinnunen, T. Lampén, K. Lassila-Perini, S. Lehti, T. Lindén, P. Luukka, T. Mäenpää, T. Peltola, E. Tuominen, J. Tuominiemi, E. Tuovinen, L. Wendland

Lappeenranta University of Technology, Lappeenranta, Finland

J. Talvitie, T. Tuuva

DSM/IRFU, CEA/Saclay, Gif-sur-Yvette, France

M. Besancon, F. Couderc, M. Dejardin, D. Denegri, B. Fabbro, J.L. Faure, C. Favaro, F. Ferri, S. Ganjour, A. Givernaud, P. Gras, G. Hamel de Monchenault, P. Jarry, E. Locci, J. Malcles, J. Rander, A. Rosowsky, M. Titov

Laboratoire Leprince-Ringuet, Ecole Polytechnique, IN2P3-CNRS, Palaiseau, France

S. Baffioni, F. Beaudette, P. Busson, E. Chapon, C. Charlot, T. Dahms, L. Dobrzynski, N. Filipovic, A. Florent, R. Granier de Cassagnac, L. Mastrolorenzo, P. Miné, I.N. Naranjo, M. Nguyen, C. Ochando, G. Ortona, P. Paganini, S. Regnard, R. Salerno, J.B. Sauvan, Y. Sirois, C. Veelken, Y. Yilmaz, A. Zabi

Institut Pluridisciplinaire Hubert Curien, Université de Strasbourg, Université de Haute Alsace Mulhouse, CNRS/IN2P3, Strasbourg, France

J.-L. Agram¹⁵, J. Andrea, A. Aubin, D. Bloch, J.-M. Brom, E.C. Chabert, N. Chanon, C. Collard, E. Conte¹⁵, J.-C. Fontaine¹⁵, D. Gelé, U. Goerlach, C. Goetzmann, A.-C. Le Bihan, K. Skovpen, P. Van Hove

Centre de Calcul de l'Institut National de Physique Nucleaire et de Physique des Particules, CNRS/IN2P3, Villeurbanne, France

S. Gadrat

Université de Lyon, Université Claude Bernard Lyon 1, CNRS-IN2P3, Institut de Physique Nucléaire de Lyon, Villeurbanne, France

S. Beauceron, N. Beaupere, C. Bernet⁷, G. Boudoul², E. Bouvier, S. Brochet, C.A. Carrillo Montoya, J. Chasserat, R. Chierici, D. Contardo², B. Courbon, P. Depasse, H. El Mamouni, J. Fan, J. Fay, S. Gascon, M. Gouzevitch, B. Ille, T. Kurca, M. Lethuillier, L. Mirabito, A.L. Pequegnot, S. Perries, J.D. Ruiz Alvarez, D. Sabes, L. Sgandurra, V. Sordini, M. Vander Donckt, P. Verdier, S. Viret, H. Xiao

Institute of High Energy Physics and Informatization, Tbilisi State University, Tbilisi, Georgia

Z. Tsamalaidze⁹

RWTH Aachen University, I. Physikalisches Institut, Aachen, Germany

C. Autermann, S. Beranek, M. Bontenackels, M. Edelhoff, L. Feld, A. Heister, K. Klein, M. Lipinski, A. Ostapchuk, M. Preuten, F. Raupach, J. Sammet, S. Schael, J.F. Schulte, H. Weber, B. Wittmer, V. Zhukov⁵

RWTH Aachen University, III. Physikalisches Institut A, Aachen, Germany

M. Ata, M. Brodski, E. Dietz-Laursonn, D. Duchardt, M. Erdmann, R. Fischer, A. Güth, T. Hebbeker, C. Heidemann, K. Hoepfner, D. Klingebiel, S. Knutzen, P. Kreuzer, M. Merschmeyer, A. Meyer, P. Millet, M. Olschewski, K. Padeken, P. Papacz, H. Reithler, S.A. Schmitz, L. Sonnenschein, D. Teyssier, S. Thüer

RWTH Aachen University, III. Physikalisches Institut B, Aachen, Germany

V. Cherepanov, Y. Erdogan, G. Flügge, H. Geenen, M. Geisler, W. Haj Ahmad, F. Hoehle, B. Kargoll, T. Kress, Y. Kuessel, A. Künsken, J. Lingemann², A. Nowack, I.M. Nugent, C. Pistone, O. Pooth, A. Stahl

Deutsches Elektronen-Synchrotron, Hamburg, Germany

M. Aldaya Martin, I. Asin, N. Bartosik, J. Behr, U. Behrens, A.J. Bell, A. Bethani, K. Borras, A. Burgmeier, A. Cakir, L. Calligaris, A. Campbell, S. Choudhury, F. Costanza, C. Diez Pardos, G. Dolinska, S. Dooling, T. Dorland, G. Eckerlin, D. Eckstein, T. Eichhorn, G. Flucke, J. Garay Garcia, A. Geiser, A. Gizhko, P. Gunnellini, J. Hauk, M. Hempel¹⁶, H. Jung,

A. Kalogeropoulos, O. Karacheban¹⁶, M. Kasemann, P. Katsas, J. Kieseler, C. Kleinwort, I. Korol, D. Krücker, W. Lange, J. Leonard, K. Lipka, A. Lobanov, W. Lohmann¹⁶, B. Lutz, R. Mankel, I. Marfin¹⁶, I.-A. Melzer-Pellmann, A.B. Meyer, G. Mittag, J. Mnich, A. Mussgiller, S. Naumann-Emme, A. Nayak, E. Ntomari, H. Perrey, D. Pitzl, R. Placakyte, A. Raspereza, P.M. Ribeiro Cipriano, B. Roland, E. Ron, M.Ö. Sahin, J. Salfeld-Nebgen, P. Saxena, T. Schoerner-Sadenius, M. Schröder, C. Seitz, S. Spannagel, A.D.R. Vargas Trevino, R. Walsh, C. Wissing

University of Hamburg, Hamburg, Germany

V. Blobel, M. Centis Vignali, A.R. Draeger, J. Erfle, E. Garutti, K. Goebel, M. Görner, J. Haller, M. Hoffmann, R.S. Höing, A. Junkes, H. Kirschenmann, R. Klanner, R. Kogler, T. Lapsien, T. Lenz, I. Marchesini, D. Marconi, J. Ott, T. Peiffer, A. Perieanu, N. Pietsch, J. Poehlsen, T. Poehlsen, D. Rathjens, C. Sander, H. Schettler, P. Schleper, E. Schlieckau, A. Schmidt, M. Seidel, V. Sola, H. Stadie, G. Steinbrück, D. Troendle, E. Usai, L. Vanelderen, A. Vanhoefer

Institut für Experimentelle Kernphysik, Karlsruhe, Germany

C. Barth, C. Baus, J. Berger, C. Böser, E. Butz, T. Chwalek, W. De Boer, A. Descroix, A. Dierlamm, M. Feindt, F. Frensch, M. Giffels, A. Gilbert, F. Hartmann², T. Hauth, U. Husemann, I. Katkov⁵, A. Kornmayer², P. Lobelle Pardo, M.U. Mozer, T. Müller, Th. Müller, A. Nürnberg, G. Quast, K. Rabbertz, S. Röcker, H.J. Simonis, F.M. Stober, R. Ulrich, J. Wagner-Kuhr, S. Wayand, T. Weiler, R. Wolf

Institute of Nuclear and Particle Physics (INPP), NCSR Demokritos, Aghia Paraskevi, Greece

G. Anagnostou, G. Daskalakis, T. Gerasis, V.A. Giakoumopoulou, A. Kyriakis, D. Loukas, A. Markou, C. Markou, A. Psallidas, I. Topsis-Giotis

University of Athens, Athens, Greece

A. Agapitos, S. Kesisoglou, A. Panagiotou, N. Saoulidou, E. Stiliaris, E. Tziaferi

University of Ioánnina, Ioánnina, Greece

X. Aslanoglou, I. Evangelou, G. Flouris, C. Foudas, P. Kokkas, N. Manthos, I. Papadopoulos, E. Paradas, J. Strologas

Wigner Research Centre for Physics, Budapest, Hungary

G. Bencze, C. Hajdu, P. Hidas, D. Horvath¹⁷, F. Sikler, V. Veszpremi, G. Vesztergombi¹⁸, A.J. Zsigmond

Institute of Nuclear Research ATOMKI, Debrecen, Hungary

N. Beni, S. Czellar, J. Karancsi¹⁹, J. Molnar, J. Palinkas, Z. Szillasi

University of Debrecen, Debrecen, Hungary

A. Makovec, P. Raics, Z.L. Trocsanyi, B. Ujvari

National Institute of Science Education and Research, Bhubaneswar, India

S.K. Swain

Panjab University, Chandigarh, India

S.B. Beri, V. Bhatnagar, R. Gupta, U. Bhawandeep, A.K. Kalsi, M. Kaur, R. Kumar, M. Mittal, N. Nishu, J.B. Singh

University of Delhi, Delhi, India

Ashok Kumar, Arun Kumar, S. Ahuja, A. Bhardwaj, B.C. Choudhary, A. Kumar, S. Malhotra, M. Naimuddin, K. Ranjan, V. Sharma

Saha Institute of Nuclear Physics, Kolkata, India

S. Banerjee, S. Bhattacharya, K. Chatterjee, S. Dutta, B. Gomber, Sa. Jain, Sh. Jain, R. Khurana, A. Modak, S. Mukherjee, D. Roy, S. Sarkar, M. Sharan

Bhabha Atomic Research Centre, Mumbai, India

A. Abdulsalam, D. Dutta, V. Kumar, A.K. Mohanty², L.M. Pant, P. Shukla, A. Topkar

Tata Institute of Fundamental Research, Mumbai, India

T. Aziz, S. Banerjee, S. Bhowmik²⁰, R.M. Chatterjee, R.K. Dewanjee, S. Dugad, S. Ganguly, S. Ghosh, M. Guchait, A. Gurtu²¹, G. Kole, S. Kumar, M. Maity²⁰, G. Majumder, K. Mazumdar, G.B. Mohanty, B. Parida, K. Sudhakar, N. Wickramage²²

Indian Institute of Science Education and Research (IISER), Pune, India

S. Sharma

Institute for Research in Fundamental Sciences (IPM), Tehran, Iran

H. Bakhshiansohi, H. Behnamian, S.M. Etesami²³, A. Fahim²⁴, R. Goldouzian, M. Khakzad, M. Mohammadi Najafabadi, M. Naseri, S. Paktinat Mehdiabadi, F. Rezaei Hosseinabadi, B. Safarzadeh²⁵, M. Zeinali

University College Dublin, Dublin, Ireland

M. Felcini, M. Grunewald

INFN Sezione di Bari ^a, Università di Bari ^b, Politecnico di Bari ^c, Bari, Italy

M. Abbrescia^{a,b}, C. Calabria^{a,b}, S.S. Chhibra^{a,b}, A. Colaleo^a, D. Creanza^{a,c}, L. Cristella^{a,b}, N. De Filippis^{a,c}, M. De Palma^{a,b}, L. Fiore^a, G. Iaselli^{a,c}, G. Maggi^{a,c}, M. Maggi^a, S. My^{a,c}, S. Nuzzo^{a,b}, A. Pompili^{a,b}, G. Pugliese^{a,c}, R. Radogna^{a,b,2}, G. Selvaggi^{a,b}, A. Sharma^a, L. Silvestris^{a,2}, R. Venditti^{a,b}, P. Verwilligen^a

INFN Sezione di Bologna ^a, Università di Bologna ^b, Bologna, Italy

G. Abbiendi^a, A.C. Benvenuti^a, D. Bonacorsi^{a,b}, S. Braibant-Giacomelli^{a,b}, L. Brigliadori^{a,b}, R. Campanini^{a,b}, P. Capiluppi^{a,b}, A. Castro^{a,b}, F.R. Cavallo^a, G. Codispoti^{a,b}, M. Cuffiani^{a,b}, G.M. Dallavalle^a, F. Fabbri^a, A. Fanfani^{a,b}, D. Fasanella^{a,b}, P. Giacomelli^a, C. Grandi^a, L. Guiducci^{a,b}, S. Marcellini^a, G. Masetti^a, A. Montanari^a, F.L. Navarria^{a,b}, A. Perrotta^a, A.M. Rossi^{a,b}, T. Rovelli^{a,b}, G.P. Siroli^{a,b}, N. Tosi^{a,b}, R. Travaglini^{a,b}

INFN Sezione di Catania ^a, Università di Catania ^b, CSFNSM ^c, Catania, Italy

S. Albergo^{a,b}, G. Cappello^a, M. Chiorboli^{a,b}, S. Costa^{a,b}, F. Giordano^{a,2}, R. Potenza^{a,b}, A. Tricomi^{a,b}, C. Tuve^{a,b}

INFN Sezione di Firenze ^a, Università di Firenze ^b, Firenze, Italy

G. Barbagli^a, V. Ciulli^{a,b}, C. Civinini^a, R. D'Alessandro^{a,b}, E. Focardi^{a,b}, E. Gallo^a, S. Gozzi^{a,b}, V. Gori^{a,b}, P. Lenzi^{a,b}, M. Meschini^a, S. Paoletti^a, G. Sguazzoni^a, A. Tropiano^{a,b}

INFN Laboratori Nazionali di Frascati, Frascati, Italy

L. Benussi, S. Bianco, F. Fabbri, D. Piccolo

INFN Sezione di Genova ^a, Università di Genova ^b, Genova, Italy

R. Ferretti^{a,b}, F. Ferro^a, M. Lo Vetere^{a,b}, E. Robutti^a, S. Tosi^{a,b}

INFN Sezione di Milano-Bicocca ^a, Università di Milano-Bicocca ^b, Milano, Italy

M.E. Dinardo^{a,b}, S. Fiorendi^{a,b}, S. Gennai^{a,2}, R. Gerosa^{a,b,2}, A. Ghezzi^{a,b}, P. Govoni^{a,b}, M.T. Lucchini^{a,b,2}, S. Malvezzi^a, R.A. Manzoni^{a,b}, A. Martelli^{a,b}, B. Marzocchi^{a,b,2}, D. Menasce^a, L. Moroni^a, M. Paganoni^{a,b}, D. Pedrini^a, S. Ragazzi^{a,b}, N. Redaelli^a, T. Tabarelli de Fatis^{a,b}

INFN Sezione di Napoli ^a, Università di Napoli 'Federico II' ^b, Napoli, Italy, Università della Basilicata ^c, Potenza, Italy, Università G. Marconi ^d, Roma, Italy

S. Buontempo^a, N. Cavallo^{a,c}, S. Di Guida^{a,d,2}, F. Fabozzi^{a,c}, A.O.M. Iorio^{a,b}, L. Lista^a, S. Meola^{a,d,2}, M. Merola^a, P. Paolucci^{a,2}

INFN Sezione di Padova ^a, Università di Padova ^b, Padova, Italy, Università di Trento ^c, Trento, Italy

P. Azzi^a, N. Bacchetta^a, M. Bellato^a, D. Bisello^{a,b}, A. Branca^{a,b}, R. Carlin^{a,b}, P. Checchia^a, M. Dall'Osso^{a,b}, T. Dorigo^a, F. Gasparini^{a,b}, U. Gasparini^{a,b}, A. Gozzelino^a, K. Kanishchev^{a,c}, S. Lacaprara^a, M. Margoni^{a,b}, A.T. Meneguzzo^{a,b}, J. Pazzini^{a,b}, N. Pozzobon^{a,b}, P. Ronchese^{a,b}, F. Simonetto^{a,b}, E. Torassa^a, M. Tosi^{a,b}, P. Zotto^{a,b}, A. Zucchetta^{a,b}, G. Zumerle^{a,b}

INFN Sezione di Pavia ^a, Università di Pavia ^b, Pavia, Italy

M. Gabusi^{a,b}, S.P. Ratti^{a,b}, V. Re^a, C. Riccardi^{a,b}, P. Salvini^a, P. Vitulo^{a,b}

INFN Sezione di Perugia ^a, Università di Perugia ^b, Perugia, Italy

M. Biasini^{a,b}, G.M. Bilei^a, D. Ciangottini^{a,b,2}, L. Fanò^{a,b}, P. Lariccia^{a,b}, G. Mantovani^{a,b}, M. Menichelli^a, A. Saha^a, A. Santocchia^{a,b}, A. Spiezia^{a,b,2}

INFN Sezione di Pisa ^a, Università di Pisa ^b, Scuola Normale Superiore di Pisa ^c, Pisa, Italy

K. Androsov^{a,26}, P. Azzurri^a, G. Bagliesi^a, J. Bernardini^a, T. Boccali^a, G. Broccolo^{a,c}, R. Castaldi^a, M.A. Ciocci^{a,26}, R. Dell'Orso^a, S. Donato^{a,c,2}, G. Fedi, F. Fiori^{a,c}, L. Foà^{a,c}, A. Giassi^a, M.T. Grippo^{a,26}, F. Ligabue^{a,c}, T. Lomtadze^a, L. Martini^{a,b}, A. Messineo^{a,b}, C.S. Moon^{a,27}, F. Palla^{a,2}, A. Rizzi^{a,b}, A. Savoy-Navarro^{a,28}, A.T. Serban^a, P. Spagnolo^a, P. Squillacioti^{a,26}, R. Tenchini^a, G. Tonelli^{a,b}, A. Venturi^a, P.G. Verdini^a, C. Vernieri^{a,c}

INFN Sezione di Roma ^a, Università di Roma ^b, Roma, Italy

L. Barone^{a,b}, F. Cavallari^a, G. D'imperio^{a,b}, D. Del Re^{a,b}, M. Diemoz^a, C. Jorda^a, E. Longo^{a,b}, F. Margaroli^{a,b}, P. Meridiani^a, F. Micheli^{a,b,2}, G. Organtini^{a,b}, R. Paramatti^a, S. Rahatlou^{a,b}, C. Rovelli^a, F. Santanastasio^{a,b}, L. Soffi^{a,b}, P. Traczyk^{a,b,2}

INFN Sezione di Torino ^a, Università di Torino ^b, Torino, Italy, Università del Piemonte Orientale ^c, Novara, Italy

N. Amapane^{a,b}, R. Arcidiacono^{a,c}, S. Argiro^{a,b}, M. Arneodo^{a,c}, R. Bellan^{a,b}, C. Biino^a, N. Cartiglia^a, S. Casasso^{a,b,2}, M. Costa^{a,b}, R. Covarelli, A. Degano^{a,b}, N. Demaria^a, L. Finco^{a,b,2}, C. Mariotti^a, S. Maselli^a, E. Migliore^{a,b}, V. Monaco^{a,b}, M. Musich^a, M.M. Obertino^{a,c}, L. Pacher^{a,b}, N. Pastrone^a, M. Pelliccioni^a, G.L. Pinna Angioni^{a,b}, A. Romero^{a,b}, M. Ruspa^{a,c}, R. Sacchi^{a,b}, A. Solano^{a,b}, A. Staiano^a, U. Tamponi^a, P.P. Trapani^{a,b}

INFN Sezione di Trieste ^a, Università di Trieste ^b, Trieste, Italy

S. Belforte^a, V. Candelise^{a,b,2}, M. Casarsa^a, F. Cossutti^a, G. Della Ricca^{a,b}, B. Gobbo^a, C. La Licata^{a,b}, M. Marone^{a,b}, A. Schizzi^{a,b}, T. Umer^{a,b}, A. Zanetti^a

Kangwon National University, Chunchon, Korea

S. Chang, A. Kropivnitskaya, S.K. Nam

Kyungpook National University, Daegu, Korea

D.H. Kim, G.N. Kim, M.S. Kim, D.J. Kong, S. Lee, Y.D. Oh, H. Park, A. Sakharov, D.C. Son

Chonbuk National University, Jeonju, Korea

T.J. Kim, M.S. Ryu

Chonnam National University, Institute for Universe and Elementary Particles, Kwangju, Korea

J.Y. Kim, D.H. Moon, S. Song

Korea University, Seoul, Korea

S. Choi, D. Gyun, B. Hong, M. Jo, H. Kim, Y. Kim, B. Lee, K.S. Lee, S.K. Park, Y. Roh

Seoul National University, Seoul, Korea

H.D. Yoo

University of Seoul, Seoul, Korea

M. Choi, J.H. Kim, I.C. Park, G. Ryu

Sungkyunkwan University, Suwon, Korea

Y. Choi, Y.K. Choi, J. Goh, D. Kim, E. Kwon, J. Lee, I. Yu

Vilnius University, Vilnius, Lithuania

A. Juodagalvis

National Centre for Particle Physics, Universiti Malaya, Kuala Lumpur, Malaysia

J.R. Komaragiri, M.A.B. Md Ali²⁹, W.A.T. Wan Abdullah

Centro de Investigacion y de Estudios Avanzados del IPN, Mexico City, Mexico

E. Casimiro Linares, H. Castilla-Valdez, E. De La Cruz-Burelo, I. Heredia-de La Cruz, A. Hernandez-Almada, R. Lopez-Fernandez, A. Sanchez-Hernandez

Universidad Iberoamericana, Mexico City, Mexico

S. Carrillo Moreno, F. Vazquez Valencia

Benemerita Universidad Autonoma de Puebla, Puebla, Mexico

I. Pedraza, H.A. Salazar Ibarguen

Universidad Autónoma de San Luis Potosí, San Luis Potosí, Mexico

A. Morelos Pineda

University of Auckland, Auckland, New Zealand

D. Krofcheck

University of Canterbury, Christchurch, New Zealand

P.H. Butler, S. Reucroft

National Centre for Physics, Quaid-I-Azam University, Islamabad, Pakistan

A. Ahmad, M. Ahmad, Q. Hassan, H.R. Hoorani, W.A. Khan, T. Khurshid, M. Shoaib

National Centre for Nuclear Research, Swierk, Poland

H. Bialkowska, M. Bluj, B. Boimska, T. Frueboes, M. Górski, M. Kazana, K. Nawrocki, K. Romanowska-Rybinska, M. Szleper, P. Zalewski

Institute of Experimental Physics, Faculty of Physics, University of Warsaw, Warsaw, Poland

G. Brona, K. Bunkowski, M. Cwiok, W. Dominik, K. Doroba, A. Kalinowski, M. Konecki, J. Krolikowski, M. Misiura, M. Olszewski

Laboratório de Instrumentação e Física Experimental de Partículas, Lisboa, Portugal

P. Bargassa, C. Beirão Da Cruz E Silva, P. Faccioli, P.G. Ferreira Parracho, M. Gallinaro, L. Lloret Iglesias, F. Nguyen, J. Rodrigues Antunes, J. Seixas, D. Vadruccio, J. Varela, P. Vischia

Joint Institute for Nuclear Research, Dubna, Russia

I. Golutvin, I. Gorbunov, A. Kamenev, V. Karjavin, V. Konoplyanikov, G. Kozlov, A. Lanev, A. Malakhov, V. Matveev³⁰, P. Moisezenz, V. Palichik, V. Perelygin, M. Savina, S. Shmatov, S. Shulha, N. Skatchkov, V. Smirnov, A. Zarubin

Petersburg Nuclear Physics Institute, Gatchina (St. Petersburg), Russia

V. Golovtsov, Y. Ivanov, V. Kim³¹, E. Kuznetsova, P. Levchenko, V. Murzin, V. Oreshkin, I. Smirnov, V. Sulimov, L. Uvarov, S. Vavilov, A. Vorobyev, An. Vorobyev

Institute for Nuclear Research, Moscow, Russia

Yu. Andreev, A. Dermenev, S. Gninenko, N. Golubev, M. Kirsanov, N. Krasnikov, A. Pashenkov, D. Tlisov, A. Toropin

Institute for Theoretical and Experimental Physics, Moscow, Russia

V. Epshteyn, V. Gavrilov, N. Lychkovskaya, V. Popov, I. Pozdnyakov, G. Safronov, S. Semenov, A. Spiridonov, V. Stolin, E. Vlasov, A. Zhokin

P.N. Lebedev Physical Institute, Moscow, Russia

V. Andreev, M. Azarkin³², I. Dremin³², M. Kirakosyan, A. Leonidov³², G. Mesyats, S.V. Rusakov, A. Vinogradov

Skobeltsyn Institute of Nuclear Physics, Lomonosov Moscow State University, Moscow, Russia

A. Belyaev, E. Boos, M. Dubinin³³, L. Dudko, A. Ershov, A. Gribushin, V. Klyukhin, O. Kodolova, I. Lokhtin, S. Obraztsov, S. Petrushanko, V. Savrin, A. Snigirev

State Research Center of Russian Federation, Institute for High Energy Physics, Protvino, Russia

I. Azhgirey, I. Bayshev, S. Bitioukov, V. Kachanov, A. Kalinin, D. Konstantinov, V. Krychkine, V. Petrov, R. Ryutin, A. Sobol, L. Tourtchanovitch, S. Troshin, N. Tyurin, A. Uzunian, A. Volkov

University of Belgrade, Faculty of Physics and Vinca Institute of Nuclear Sciences, Belgrade, Serbia

P. Adzic³⁴, M. Ekmedzic, J. Milosevic, V. Rekovic

Centro de Investigaciones Energéticas Medioambientales y Tecnológicas (CIEMAT), Madrid, Spain

J. Alcaraz Maestre, C. Battilana, E. Calvo, M. Cerrada, M. Chamizo Llatas, N. Colino, B. De La Cruz, A. Delgado Peris, D. Domínguez Vázquez, A. Escalante Del Valle, C. Fernandez Bedoya, J.P. Fernández Ramos, J. Flix, M.C. Fouz, P. Garcia-Abia, O. Gonzalez Lopez, S. Goy Lopez, J.M. Hernandez, M.I. Josa, E. Navarro De Martino, A. Pérez-Calero Yzquierdo, J. Puerta Pelayo, A. Quintario Olmeda, I. Redondo, L. Romero, M.S. Soares

Universidad Autónoma de Madrid, Madrid, Spain

C. Albajar, J.F. de Trocóniz, M. Missiroli, D. Moran

Universidad de Oviedo, Oviedo, Spain

H. Brun, J. Cuevas, J. Fernandez Menendez, S. Folgueras, I. Gonzalez Caballero

Instituto de Física de Cantabria (IFCA), CSIC-Universidad de Cantabria, Santander, Spain

J.A. Brochero Cifuentes, I.J. Cabrillo, A. Calderon, J. Duarte Campderros, M. Fernandez, G. Gomez, A. Graziano, A. Lopez Virto, J. Marco, R. Marco, C. Martinez Rivero, F. Matorras, F.J. Munoz Sanchez, J. Piedra Gomez, T. Rodrigo, A.Y. Rodríguez-Marrero, A. Ruiz-Jimeno, L. Scodellaro, I. Vila, R. Vilar Cortabitarte

CERN, European Organization for Nuclear Research, Geneva, Switzerland

D. Abbaneo, E. Auffray, G. Auzinger, M. Bachtis, P. Baillon, A.H. Ball, D. Barney, A. Benaglia, J. Bendavid, L. Benhabib, J.F. Benitez, G. Bianchi, P. Bloch, A. Bocci, A. Bonato, O. Bondu, C. Botta, H. Breuker, T. Camporesi, G. Cerminara, S. Colafranceschi³⁵, M. D'Alfonso, D. d'Enterria, A. Dabrowski, A. David, F. De Guio, A. De Roeck, S. De Visscher, E. Di

Marco, M. Dobson, M. Dordevic, B. Dorney, N. Dupont-Sagorin, A. Elliott-Peisert, J. Eugster, G. Franzoni, W. Funk, D. Gigi, K. Gill, D. Giordano, M. Girone, F. Glege, R. Guida, S. Gundacker, M. Guthoff, J. Hammer, M. Hansen, P. Harris, J. Hegeman, V. Innocente, P. Janot, M.J. Kortelainen, K. Kousouris, K. Krajczar, P. Lecoq, C. Lourenço, N. Magini, L. Malgeri, M. Mannelli, J. Marrouche, L. Masetti, F. Meijers, S. Mersi, E. Meschi, F. Moortgat, S. Morovic, M. Mulders, S. Orfanelli, L. Orsini, L. Pape, E. Perez, A. Petrilli, G. Petrucciani, A. Pfeiffer, M. Pimiä, D. Piparo, M. Plagge, A. Racz, G. Rolandi³⁶, M. Rovere, H. Sakulin, C. Schäfer, C. Schwick, A. Sharma, P. Siegrist, P. Silva, M. Simon, P. Sphicas³⁷, D. Spiga, J. Steggemann, B. Stieger, M. Stoye, Y. Takahashi, D. Treille, A. Tsirou, G.I. Veres¹⁸, N. Wardle, H.K. Wöhri, H. Wollny, W.D. Zeuner

Paul Scherrer Institut, Villigen, Switzerland

W. Bertl, K. Deiters, W. Erdmann, R. Horisberger, Q. Ingram, H.C. Kaestli, D. Kotlinski, U. Langenegger, D. Renker, T. Rohe

Institute for Particle Physics, ETH Zurich, Zurich, Switzerland

F. Bachmair, L. Bäni, L. Bianchini, M.A. Buchmann, B. Casal, G. Dissertori, M. Dittmar, M. Donegà, M. Dünser, P. Eller, C. Grab, D. Hits, J. Hoss, G. Kasieczka, W. Lustermann, B. Mangano, A.C. Marini, M. Marionneau, P. Martinez Ruiz del Arbol, M. Masciovecchio, D. Meister, N. Mohr, P. Musella, C. Nägeli³⁸, F. Nessi-Tedaldi, F. Pandolfi, F. Pauss, L. Perrozzi, M. Peruzzi, M. Quittnat, L. Rebane, M. Rossini, A. Starodumov³⁹, M. Takahashi, K. Theofilatos, R. Wallny, H.A. Weber

Universität Zürich, Zurich, Switzerland

C. Amsler⁴⁰, M.F. Canelli, V. Chiochia, A. De Cosa, A. Hinzmann, T. Hreus, B. Kilminster, C. Lange, J. Ngadiuba, D. Pinna, P. Robmann, F.J. Ronga, S. Taroni, Y. Yang

National Central University, Chung-Li, Taiwan

M. Cardaci, K.H. Chen, C. Ferro, C.M. Kuo, W. Lin, Y.J. Lu, R. Volpe, S.S. Yu

National Taiwan University (NTU), Taipei, Taiwan

P. Chang, Y.H. Chang, Y. Chao, K.F. Chen, P.H. Chen, C. Dietz, U. Grundler, W.-S. Hou, Y.F. Liu, R.-S. Lu, M. Miñano Moya, E. Petrakou, J.F. Tsai, Y.M. Tzeng, R. Wilken

Chulalongkorn University, Faculty of Science, Department of Physics, Bangkok, Thailand

B. Asavapibhop, G. Singh, N. Srimanobhas, N. Suwonjandee

Cukurova University, Adana, Turkey

A. Adiguzel, M.N. Bakirci⁴¹, S. Cerci⁴², C. Dozen, I. Dumanoglu, E. Eskut, S. Girgis, G. Gokbulut, Y. Guler, E. Gurpinar, I. Hos, E.E. Kangal⁴³, A. Kayis Topaksu, G. Onengut⁴⁴, K. Ozdemir⁴⁵, S. Ozturk⁴¹, A. Polatoz, D. Sunar Cerci⁴², B. Tali⁴², H. Topakli⁴¹, M. Vergili, C. Zorbilmez

Middle East Technical University, Physics Department, Ankara, Turkey

I.V. Akin, B. Bilin, S. Bilmis, H. Gamsizkan⁴⁶, B. Isildak⁴⁷, G. Karapinar⁴⁸, K. Ocalan⁴⁹, S. Sekmen, U.E. Surat, M. Yalvac, M. Zeyrek

Bogazici University, Istanbul, Turkey

E.A. Albayrak⁵⁰, E. Gülmez, M. Kaya⁵¹, O. Kaya⁵², T. Yetkin⁵³

Istanbul Technical University, Istanbul, Turkey

K. Cankocak, F.I. Vardarli

National Scientific Center, Kharkov Institute of Physics and Technology, Kharkov, Ukraine

L. Levchuk, P. Sorokin

University of Bristol, Bristol, United Kingdom

J.J. Brooke, E. Clement, D. Cussans, H. Flacher, J. Goldstein, M. Grimes, G.P. Heath, H.F. Heath, J. Jacob, L. Kreczko, C. Lucas, Z. Meng, D.M. Newbold⁵⁴, S. Paramesvaran, A. Poll, T. Sakuma, S. Seif El Nasr-storey, S. Senkin, V.J. Smith

Rutherford Appleton Laboratory, Didcot, United Kingdom

K.W. Bell, A. Belyaev⁵⁵, C. Brew, R.M. Brown, D.J.A. Cockerill, J.A. Coughlan, K. Harder, S. Harper, E. Olaiya, D. Petyt, C.H. Shepherd-Themistocleous, A. Thea, I.R. Tomalin, T. Williams, W.J. Womersley, S.D. Worm

Imperial College, London, United Kingdom

M. Baber, R. Bainbridge, O. Buchmuller, D. Burton, D. Colling, N. Cripps, P. Dauncey, G. Davies, M. Della Negra, P. Dunne, A. Elwood, W. Ferguson, J. Fulcher, D. Futyan, G. Hall, G. Iles, M. Jarvis, G. Karapostoli, M. Kenzie, R. Lane, R. Lucas⁵⁴, L. Lyons, A.-M. Magnan, S. Malik, B. Mathias, J. Nash, A. Nikitenko³⁹, J. Pela, M. Pesaresi, K. Petridis, D.M. Raymond, S. Rogerson, A. Rose, C. Seez, P. Sharp[†], A. Tapper, M. Vazquez Acosta, T. Virdee, S.C. Zenz

Brunel University, Uxbridge, United Kingdom

J.E. Cole, P.R. Hobson, A. Khan, P. Kyberd, D. Leggat, D. Leslie, I.D. Reid, P. Symonds, L. Teodorescu, M. Turner

Baylor University, Waco, USA

J. Dittmann, K. Hatakeyama, A. Kasmi, H. Liu, N. Pastika, T. Scarborough, Z. Wu

The University of Alabama, Tuscaloosa, USA

O. Charaf, S.I. Cooper, C. Henderson, P. Rumerio

Boston University, Boston, USA

A. Avetisyan, T. Bose, C. Fantasia, P. Lawson, C. Richardson, J. Rohlf, J. St. John, L. Sulak

Brown University, Providence, USA

J. Alimena, E. Berry, S. Bhattacharya, G. Christopher, D. Cutts, Z. Demiragli, N. Dhingra, A. Ferapontov, A. Garabedian, U. Heintz, E. Laird, G. Landsberg, Z. Mao, M. Narain, S. Sagir, T. Sinthuprasith, T. Speer, J. Swanson

University of California, Davis, Davis, USA

R. Breedon, G. Breto, M. Calderon De La Barca Sanchez, S. Chauhan, M. Chertok, J. Conway, R. Conway, P.T. Cox, R. Erbacher, M. Gardner, W. Ko, R. Lander, M. Mulhearn, D. Pellett, J. Pilot, F. Ricci-Tam, S. Shalhout, J. Smith, M. Squires, D. Stolp, M. Tripathi, S. Wilbur, R. Yohay

University of California, Los Angeles, USA

R. Cousins, P. Everaerts, C. Farrell, J. Hauser, M. Ignatenko, G. Rakness, E. Takasugi, V. Valuev, M. Weber

University of California, Riverside, Riverside, USA

K. Burt, R. Clare, J. Ellison, J.W. Gary, G. Hanson, J. Heilman, M. Ivova Rikova, P. Jandir, E. Kennedy, F. Lacroix, O.R. Long, A. Luthra, M. Malberti, M. Olmedo Negrete, A. Shrinivas, S. Sumowidagdo, S. Wimpenny

University of California, San Diego, La Jolla, USA

J.G. Branson, G.B. Cerati, S. Cittolin, R.T. D'Agnolo, A. Holzner, R. Kelley, D. Klein, J. Letts, I. Macneill, D. Olivito, S. Padhi, C. Palmer, M. Pieri, M. Sani, V. Sharma, S. Simon, M. Tadel, Y. Tu, A. Vartak, C. Welke, F. Würthwein, A. Yagil, G. Zevi Della Porta

University of California, Santa Barbara, Santa Barbara, USA

D. Barge, J. Bradmiller-Feld, C. Campagnari, T. Danielson, A. Dishaw, V. Dutta, K. Flowers, M. Franco Sevilla, P. Geffert, C. George, F. Golf, L. Gouskos, J. Incandela, C. Justus, N. Mccoll, S.D. Mullin, J. Richman, D. Stuart, W. To, C. West, J. Yoo

California Institute of Technology, Pasadena, USA

A. Apresyan, A. Bornheim, J. Bunn, Y. Chen, J. Duarte, A. Mott, H.B. Newman, C. Pena, M. Pierini, M. Spiropulu, J.R. Vlimant, R. Wilkinson, S. Xie, R.Y. Zhu

Carnegie Mellon University, Pittsburgh, USA

V. Azzolini, A. Calamba, B. Carlson, T. Ferguson, Y. Iiyama, M. Paulini, J. Russ, H. Vogel, I. Vorobiev

University of Colorado at Boulder, Boulder, USA

J.P. Cumalat, W.T. Ford, A. Gaz, M. Krohn, E. Luiggi Lopez, U. Nauenberg, J.G. Smith, K. Stenson, S.R. Wagner

Cornell University, Ithaca, USA

J. Alexander, A. Chatterjee, J. Chaves, J. Chu, S. Dittmer, N. Eggert, N. Mirman, G. Nicolas Kaufman, J.R. Patterson, A. Ryd, E. Salvati, L. Skinnari, W. Sun, W.D. Teo, J. Thom, J. Thompson, J. Tucker, Y. Weng, L. Winstrom, P. Wittich

Fairfield University, Fairfield, USA

D. Winn

Fermi National Accelerator Laboratory, Batavia, USA

S. Abdullin, M. Albrow, J. Anderson, G. Apollinari, L.A.T. Bauerdick, A. Beretvas, J. Berryhill, P.C. Bhat, G. Bolla, K. Burkett, J.N. Butler, H.W.K. Cheung, F. Chlebana, S. Cihangir, V.D. Elvira, I. Fisk, J. Freeman, E. Gottschalk, L. Gray, D. Green, S. Grünendahl, O. Gutsche, J. Hanlon, D. Hare, R.M. Harris, J. Hirschauer, B. Hooberman, S. Jindariani, M. Johnson, U. Joshi, B. Klima, B. Kreis, S. Kwan[†], J. Linacre, D. Lincoln, R. Lipton, T. Liu, R. Lopes De Sá, J. Lykken, K. Maeshima, J.M. Marraffino, V.I. Martinez Outschoorn, S. Maruyama, D. Mason, P. McBride, P. Merkel, K. Mishra, S. Mrenna, S. Nahn, C. Newman-Holmes, V. O'Dell, O. Prokofyev, E. Sexton-Kennedy, A. Soha, W.J. Spalding, L. Spiegel, L. Taylor, S. Tkaczyk, N.V. Tran, L. Uplegger, E.W. Vaandering, R. Vidal, A. Whitbeck, J. Whitmore, F. Yang

University of Florida, Gainesville, USA

D. Acosta, P. Avery, P. Bortignon, D. Bourilkov, M. Carver, D. Curry, S. Das, M. De Gruttola, G.P. Di Giovanni, R.D. Field, M. Fisher, I.K. Furic, J. Hugon, J. Konigsberg, A. Korytov, T. Kypreos, J.F. Low, K. Matchev, H. Mei, P. Milenovic⁵⁶, G. Mitselmakher, L. Muniz, A. Rinkevicius, L. Shchutska, M. Snowball, D. Sperka, J. Yelton, M. Zakaria

Florida International University, Miami, USA

S. Hewamanage, S. Linn, P. Markowitz, G. Martinez, J.L. Rodriguez

Florida State University, Tallahassee, USA

J.R. Adams, T. Adams, A. Askew, J. Bochenek, B. Diamond, J. Haas, S. Hagopian, V. Hagopian, K.F. Johnson, H. Prosper, V. Veeraraghavan, M. Weinberg

Florida Institute of Technology, Melbourne, USA

M.M. Baarmand, M. Hohlmann, H. Kalakhety, F. Yumiceva

University of Illinois at Chicago (UIC), Chicago, USA

M.R. Adams, L. Apanasevich, D. Berry, R.R. Betts, I. Bucinskaite, R. Cavanaugh, O. Evdokimov,

L. Gauthier, C.E. Gerber, D.J. Hofman, P. Kurt, C. O'Brien, I.D. Sandoval Gonzalez, C. Silkworth, P. Turner, N. Varelas

The University of Iowa, Iowa City, USA

B. Bilki⁵⁷, W. Clarida, K. Dilsiz, M. Haytmyradov, V. Khristenko, J.-P. Merlo, H. Mermerkaya⁵⁸, A. Mestvirishvili, A. Moeller, J. Nachtman, H. Ogul, Y. Onel, F. Ozok⁵⁰, A. Penzo, R. Rahmat, S. Sen, P. Tan, E. Tiras, J. Wetzel, K. Yi

Johns Hopkins University, Baltimore, USA

I. Anderson, B.A. Barnett, B. Blumenfeld, S. Bolognesi, D. Fehling, A.V. Gritsan, P. Maksimovic, C. Martin, M. Swartz, M. Xiao

The University of Kansas, Lawrence, USA

P. Baringer, A. Bean, G. Benelli, C. Bruner, J. Gray, R.P. Kenny III, D. Majumder, M. Malek, M. Murray, D. Noonan, S. Sanders, J. Sekaric, R. Stringer, Q. Wang, J.S. Wood

Kansas State University, Manhattan, USA

I. Chakaberia, A. Ivanov, K. Kaadze, S. Khalil, M. Makouski, Y. Maravin, L.K. Saini, N. Skhirtladze, I. Svintradze

Lawrence Livermore National Laboratory, Livermore, USA

J. Gronberg, D. Lange, F. Rebassoo, D. Wright

University of Maryland, College Park, USA

C. Anelli, A. Baden, A. Belloni, B. Calvert, S.C. Eno, J.A. Gomez, N.J. Hadley, S. Jabeen, R.G. Kellogg, T. Kolberg, Y. Lu, A.C. Mignerey, K. Pedro, Y.H. Shin, A. Skuja, M.B. Tonjes, S.C. Tonwar

Massachusetts Institute of Technology, Cambridge, USA

A. Apyan, R. Barbieri, K. Bierwagen, S. Brandt, W. Busza, I.A. Cali, L. Di Matteo, G. Gomez Ceballos, M. Goncharov, D. Gulhan, M. Klute, Y.S. Lai, Y.-J. Lee, A. Levin, P.D. Luckey, C. Paus, D. Ralph, C. Roland, G. Roland, G.S.F. Stephans, K. Sumorok, D. Velicanu, J. Veverka, B. Wyslouch, M. Yang, M. Zanetti, V. Zhukova

University of Minnesota, Minneapolis, USA

B. Dahmes, A. Gude, S.C. Kao, K. Klapoetke, Y. Kubota, J. Mans, S. Nourbakhsh, R. Rusack, A. Singovsky, N. Tambe, J. Turkewitz

University of Mississippi, Oxford, USA

J.G. Acosta, S. Oliveros

University of Nebraska-Lincoln, Lincoln, USA

E. Avdeeva, K. Bloom, S. Bose, D.R. Claes, A. Dominguez, R. Gonzalez Suarez, J. Keller, D. Knowlton, I. Kravchenko, J. Lazo-Flores, F. Meier, F. Ratnikov, G.R. Snow, M. Zvada

State University of New York at Buffalo, Buffalo, USA

J. Dolen, A. Godshalk, I. Iashvili, A. Kharchilava, A. Kumar, S. Rappoccio

Northeastern University, Boston, USA

G. Alverson, E. Barberis, D. Baumgartel, M. Chasco, A. Massironi, D.M. Morse, D. Nash, T. Orimoto, D. Trocino, R.-J. Wang, D. Wood, J. Zhang

Northwestern University, Evanston, USA

K.A. Hahn, A. Kubik, N. Mucia, N. Odell, B. Pollack, A. Pozdnyakov, M. Schmitt, S. Stoynev, K. Sung, M. Trovato, M. Velasco, S. Won

University of Notre Dame, Notre Dame, USA

A. Brinkerhoff, K.M. Chan, A. Drozdetskiy, M. Hildreth, C. Jessop, D.J. Karmgard, N. Kellams, K. Lannon, S. Lynch, N. Marinelli, Y. Musienko³⁰, T. Pearson, M. Planer, R. Ruchti, G. Smith, N. Valls, M. Wayne, M. Wolf, A. Woodard

The Ohio State University, Columbus, USA

L. Antonelli, J. Brinson, B. Bylsma, L.S. Durkin, S. Flowers, A. Hart, C. Hill, R. Hughes, K. Kotov, T.Y. Ling, W. Luo, D. Puigh, M. Rodenburg, B.L. Winer, H. Wolfe, H.W. Wulsin

Princeton University, Princeton, USA

O. Driga, P. Elmer, J. Hardenbrook, P. Hebda, S.A. Koay, P. Lujan, D. Marlow, T. Medvedeva, M. Mooney, J. Olsen, P. Piroué, X. Quan, H. Saka, D. Stickland², C. Tully, J.S. Werner, A. Zuranski

University of Puerto Rico, Mayaguez, USA

E. Brownson, S. Malik, H. Mendez, J.E. Ramirez Vargas

Purdue University, West Lafayette, USA

V.E. Barnes, D. Benedetti, D. Bortoletto, L. Gutay, Z. Hu, M.K. Jha, M. Jones, K. Jung, M. Kress, N. Leonardo, D.H. Miller, N. Neumeister, F. Primavera, B.C. Radburn-Smith, X. Shi, I. Shipsey, D. Silvers, A. Svyatkovskiy, F. Wang, W. Xie, L. Xu, J. Zablocki

Purdue University Calumet, Hammond, USA

N. Parashar, J. Stupak

Rice University, Houston, USA

A. Adair, B. Akgun, K.M. Ecklund, F.J.M. Geurts, W. Li, B. Michlin, B.P. Padley, R. Redjimi, J. Roberts, J. Zabel

University of Rochester, Rochester, USA

B. Betchart, A. Bodek, P. de Barbaro, R. Demina, Y. Eshaq, T. Ferbel, M. Galanti, A. Garcia-Bellido, P. Goldenzweig, J. Han, A. Harel, O. Hindrichs, A. Khukhunaishvili, S. Korjenevski, G. Petrillo, M. Verzetti, D. Vishnevskiy

The Rockefeller University, New York, USA

R. Ciesielski, L. Demortier, K. Goulianos, C. Mesropian

Rutgers, The State University of New Jersey, Piscataway, USA

S. Arora, A. Barker, J.P. Chou, C. Contreras-Campana, E. Contreras-Campana, D. Duggan, D. Ferencek, Y. Gershtein, R. Gray, E. Halkiadakis, D. Hidas, E. Hughes, S. Kaplan, A. Lath, S. Panwalkar, M. Park, S. Salur, S. Schnetzer, D. Sheffield, S. Somalwar, R. Stone, S. Thomas, P. Thomassen, M. Walker

University of Tennessee, Knoxville, USA

K. Rose, S. Spanier, A. York

Texas A&M University, College Station, USA

O. Bouhali⁵⁹, A. Castaneda Hernandez, M. Dalchenko, M. De Mattia, S. Dildick, R. Eusebi, W. Flanagan, J. Gilmore, T. Kamon⁶⁰, V. Khotilovich, V. Krutelyov, R. Montalvo, I. Osipenkov, Y. Pakhotin, R. Patel, A. Perloff, J. Roe, A. Rose, A. Safonov, I. Suarez, A. Tatarinov, K.A. Ulmer

Texas Tech University, Lubbock, USA

N. Akchurin, C. Cowden, J. Damgov, C. Dragoiu, P.R. Duderu, J. Faulkner, K. Kovitanggoon, S. Kunori, S.W. Lee, T. Libeiro, I. Volobouev

Vanderbilt University, Nashville, USA

E. Appelt, A.G. Delannoy, S. Greene, A. Gurrola, W. Johns, C. Maguire, Y. Mao, A. Melo, M. Sharma, P. Sheldon, B. Snook, S. Tuo, J. Velkovska

University of Virginia, Charlottesville, USA

M.W. Arenton, S. Boutle, B. Cox, B. Francis, J. Goodell, R. Hirosky, A. Ledovskoy, H. Li, C. Lin, C. Neu, E. Wolfe, J. Wood

Wayne State University, Detroit, USA

C. Clarke, R. Harr, P.E. Karchin, C. Kottachchi Kankanamge Don, P. Lamichhane, J. Sturdy

University of Wisconsin, Madison, USA

D.A. Belknap, D. Carlsmith, M. Cepeda, S. Dasu, L. Dodd, S. Duric, E. Friis, M. Grothe, R. Hall-Wilton, M. Herndon, A. Hervé, P. Klabbers, A. Lanaro, C. Lazaridis, A. Levine, R. Loveless, A. Mohapatra, I. Ojalvo, T. Perry, G.A. Pierro, G. Polese, I. Ross, T. Sarangi, A. Savin, W.H. Smith, D. Taylor, C. Vuosalo, N. Woods

†: Deceased

1: Also at Vienna University of Technology, Vienna, Austria

2: Also at CERN, European Organization for Nuclear Research, Geneva, Switzerland

3: Also at Institut Pluridisciplinaire Hubert Curien, Université de Strasbourg, Université de Haute Alsace Mulhouse, CNRS/IN2P3, Strasbourg, France

4: Also at National Institute of Chemical Physics and Biophysics, Tallinn, Estonia

5: Also at Skobeltsyn Institute of Nuclear Physics, Lomonosov Moscow State University, Moscow, Russia

6: Also at Universidade Estadual de Campinas, Campinas, Brazil

7: Also at Laboratoire Leprince-Ringuet, Ecole Polytechnique, IN2P3-CNRS, Palaiseau, France

8: Also at Université Libre de Bruxelles, Bruxelles, Belgium

9: Also at Joint Institute for Nuclear Research, Dubna, Russia

10: Also at Suez University, Suez, Egypt

11: Also at Cairo University, Cairo, Egypt

12: Also at Fayoum University, El-Fayoum, Egypt

13: Also at Ain Shams University, Cairo, Egypt

14: Now at British University in Egypt, Cairo, Egypt

15: Also at Université de Haute Alsace, Mulhouse, France

16: Also at Brandenburg University of Technology, Cottbus, Germany

17: Also at Institute of Nuclear Research ATOMKI, Debrecen, Hungary

18: Also at Eötvös Loránd University, Budapest, Hungary

19: Also at University of Debrecen, Debrecen, Hungary

20: Also at University of Visva-Bharati, Santiniketan, India

21: Now at King Abdulaziz University, Jeddah, Saudi Arabia

22: Also at University of Ruhuna, Matara, Sri Lanka

23: Also at Isfahan University of Technology, Isfahan, Iran

24: Also at University of Tehran, Department of Engineering Science, Tehran, Iran

25: Also at Plasma Physics Research Center, Science and Research Branch, Islamic Azad University, Tehran, Iran

26: Also at Università degli Studi di Siena, Siena, Italy

27: Also at Centre National de la Recherche Scientifique (CNRS) - IN2P3, Paris, France

28: Also at Purdue University, West Lafayette, USA

29: Also at International Islamic University of Malaysia, Kuala Lumpur, Malaysia

30: Also at Institute for Nuclear Research, Moscow, Russia

-
- 31: Also at St. Petersburg State Polytechnical University, St. Petersburg, Russia
32: Also at National Research Nuclear University 'Moscow Engineering Physics Institute' (MEPhI), Moscow, Russia
33: Also at California Institute of Technology, Pasadena, USA
34: Also at Faculty of Physics, University of Belgrade, Belgrade, Serbia
35: Also at Facoltà Ingegneria, Università di Roma, Roma, Italy
36: Also at Scuola Normale e Sezione dell'INFN, Pisa, Italy
37: Also at University of Athens, Athens, Greece
38: Also at Paul Scherrer Institut, Villigen, Switzerland
39: Also at Institute for Theoretical and Experimental Physics, Moscow, Russia
40: Also at Albert Einstein Center for Fundamental Physics, Bern, Switzerland
41: Also at Gaziosmanpasa University, Tokat, Turkey
42: Also at Adiyaman University, Adiyaman, Turkey
43: Also at Mersin University, Mersin, Turkey
44: Also at Cag University, Mersin, Turkey
45: Also at Piri Reis University, Istanbul, Turkey
46: Also at Anadolu University, Eskisehir, Turkey
47: Also at Ozyegin University, Istanbul, Turkey
48: Also at Izmir Institute of Technology, Izmir, Turkey
49: Also at Necmettin Erbakan University, Konya, Turkey
50: Also at Mimar Sinan University, Istanbul, Istanbul, Turkey
51: Also at Marmara University, Istanbul, Turkey
52: Also at Kafkas University, Kars, Turkey
53: Also at Yildiz Technical University, Istanbul, Turkey
54: Also at Rutherford Appleton Laboratory, Didcot, United Kingdom
55: Also at School of Physics and Astronomy, University of Southampton, Southampton, United Kingdom
56: Also at University of Belgrade, Faculty of Physics and Vinca Institute of Nuclear Sciences, Belgrade, Serbia
57: Also at Argonne National Laboratory, Argonne, USA
58: Also at Erzincan University, Erzincan, Turkey
59: Also at Texas A&M University at Qatar, Doha, Qatar
60: Also at Kyungpook National University, Daegu, Korea