

x.ent: R Package for Entities and Relations Extraction based on Unsupervised Learning and Document Structure

Nicolas Turenne*¹ and Tien Phan^{†2}

¹INRA & Université Paris-Est, Laboratoire Interdisciplinaire Sciences
Innovations Sociétés (LISIS), UMR 1326, 77430 Champs-sur-Marne,
France

²Vietnam National University of Agriculture, Faculty of Information
Technology, Gialam district, Hanoi, Vietnam

April 24, 2015

Abstract

Relation extraction with accurate precision is still a challenge when processing full text databases. We propose an approach based on cooccurrence analysis in each document for which we used document organization to improve accuracy of relation extraction. This approach is implemented in a R package called *x.ent*. Another facet of extraction relies on use of extracted relation into a querying system for expert end-users. Two datasets had been used. One of them gets interest from specialists of epidemiology in plant health. For this dataset usage is dedicated to plant-disease exploration through agricultural information news. An open-data platform exploits exports from *x.ent* and is publicly available.

Keywords: Data Sciences, Digital Humanities, Perl, R, Unsupervised Learning, Document Structure, End-User, Finite State Automata

1 Introduction

More than 90% of available information during history have been produced only the last 5 years (see [29]). All kind of data is concerned but if we consider data on internet, usage considered by people are mostly associated to textual data (i.e sending a tweet or an email)(see [32]), and on internet 3% out of 48 billions URLs are indexed by Google; it means 14 billions webpages are under textual format (see [25]). Even on a database such as Youtube we can find text annotations for videos. Text processing gets more and

*nturenne.inra@yahoo.fr

†ptgtien@vnua.edu.vn

more interest in database processing to sift interesting pieces of information (see [37] [59]). Natural Language Processing is naturally engaged in analytics and for lots of purposes, relations makes sense in many documents (see [57]); not only bags of words as it has been widely studied and implemented for a long time (see [55] [20]).

Words are ambiguous syntactically or semantically, but if we consider such information extraction task as relation extraction with named entities it could increase accuracy of extraction because named entities are less ambiguous than noun phrases (see [58]). In lots of specialized domains, users play an important role. The domain acts as a constraint to the lexical universe, and end-users act as a validation process for extracted information. That is why involving users (i.e. domain-experts) in specification of usefulness about extraction add constraints about extracted information by a system.

In this sense our proposed system takes into account hand-crafted definition of external resources and user interface specification by domain experts. These resources are of two kinds: the first one is a proto-ontology of domain named entities, the second is rules definition with lexical markers in the case concepts can not fit to usual case of named entities (such as an opinion, a stage ...). Sometimes we can map to a concept both approaches (dictionaries and rules). Once instances of concept are retrieved, we used heuristics of document architecture as rules to reinforce an unsupervised approach by co-occurrence analysis. Our tool x.ent integrates some graphical facilities help a user to explore exported lists of extractions.

Part 2 (state of the art) presents the context of named entity recognition, relation extraction of named entities. Part 3 (methodology) explains our approach to extract relations in a document (datasets, heuristics and algorithms). Finally the part 4 (results) shows result assessment and some means to explore relations.

2 State of the art

The field of "Information Extraction" has been defined to identify pieces of information associated to real-world objects such that they can be classified by type, for instance organization:org, person:per, localisation:loc, protein:prot, disease:dis, prices:pri, times:tim... ; and extended recently with others popular components as species, phenotypes, medicines. This an example :

"We performed exome sequencing in a family with <Crohn's disease:dis>(CD) and severe autoimmunity, analysed immune cell phenotype and function in affected and non-affected individuals, and performed in silico and in vitro analyses of <cytotoxic T lymphocyte-associated protein 4:prot>(CTLA-4) structure and function."

Entity recognition is the first stage necessary for other stages that could association of other numeric or qualitative information about context of a named entity, relation extraction between entities, association of group of relations occurring in a same time or a same location, organizing a scenario of item-sets over time or causality. This is some example of re-

lation: involved_in, located_in, part_of, married_to, sold_to, interact_with, causes_damage_to...). From the previous example we can set the relation between categories <prot>and <dis>as ”<prot>involved_in<dis>” and the identified instances <cytotoxic T lymphocyte-associated protein 4:prot><Crohn’s disease:dis>fits well. At an upper level of extraction we should be able to achieve a network reconstruction or figuring out sets of events. But at this stage, mapping a sequence of events that have not been validated experimentally, or by an expert, should be only putative.

There are two families of approaches. Handcraft-design rules by expert approach is considered as more qualitative or symbolic (also called knowledge-rich), and the machine learning approach is considered as more numeric or quantitative (also called knowledge-poor). But in any case experts are involved in the loop to define resources (well defined lexical dictionaries, annotated files, detection rules). Some learning techniques can avoid intervention of experts as distant learning and raw cooccurrence analysis, but they are not tractable in any case with good accuracy.

Named entity recognition (NER) is considered as a solved problem. First emblematic conferences, on the topic, was held between 1987 and 1997 to identify terrorist activities in news (Message understanding Conferences , see [27]). Lasts conferences was about molecular biology information organized by the BioCreativ consortium in 2008, and about information from news at the computational natural language learning conference (CONLL) in 2003. Look at Section 4.1 to see the definition of parameters (P or precision, R or recall, F-score) to assess quality of extraction. The two main approaches to recognize named entities are:

- Pattern-based algorithms where experts define handcrafted rules. Rule-based techniques often works with automata theory (at least when processing textual data). An automaton is a machine in which a set of states Q contains only a limited number of components and is called a finite-state machine (FSM). FSMs are a set of abstract machines consisting in a set of states (set S), a set of input events (ensemble Σ), a set of output events (set Z) and a transition state function. The transition state function takes the current state and a event as input and return a new set of events as output and the next state. Hence, it can be seen as a function that maps an ordered sequence of events as input to a corresponding sequence, or a set of events, as output. With such transition function $\Sigma \rightarrow Z$, this is the mathematical model which gives formal definitions, a finite-state machine is a quintuple where :
 - Σ is an alphabet as input (a finite set, non null of symbols).
 - S is a non-null set of states.
 - s_0 is an initial state, an element of S .
 - δ is a state transition function : $\delta : S \times \Sigma$ (in the case of a finite state automaton non-determinist it should be $\delta : S \times \Sigma$, i.e., δ should return a set of state).
 - F is a set of final states, a sub-set (maybe null) of S .

For determinist and non-determinist FSMs, it is conventional to consider δ as a partial function, i.e. $\delta(q, x)$ does not have to be defined for all combinations of $q \in S$ et $x \in \Sigma$. If a FSM M is in a state q, the next symbol is x and $\delta(q, x)$ is not defined, then M can export an error (i.e. reject an input). A finite state machine is a limited Turing machine where the reader header produces operations, and still go ahead, from left to right. A FSM can always be represented by a graphical model in which states and transitions are displayed. For instance the following, linear, expression can recognize some names of universities :

[A-Z][a-z]+([]+[A-Z][a-z]+)+University

Result could be "Paris Est University" or "New York City University". Dictionary-based approach like in Lingpipe (see [12]) or LAITOR (Literature Assistant for Identification of Terms co-Occurrences and Relationships) (see [3]) can achieve a better score if entities are already stored in external resources. Some systems can use rules with predefined patterns using lexical tokens and grammatical conditions. Basic systems using rules are based on finite automata and regular languages (see [44], [45], [47],[21]). More complex systems use frames (see [7]).

- Statistical Learning algorithms: HMM (see [23] [31] [2] [6]), MAXENT (see [5] [9], [43]) , CRF (see [42]), regularized averaged perceptron. These approaches require annotated files to learn dependencies probabilities for the model. IllinoisNER system achieves 90.6% F1 and SNER (Stanford NER) 86.86% F1 to the CoNLL03 NER shared task data. IllinoisNER use a perceptron model and SNER a MaxEnt approach. HIT LTP NER use also a MaxEnt and obtain 92.25% F1 at OpenNLP namefinder (see [22]) uses also MAXEnt approach.

General accuracy evaluation challenges give a F-score $>90\%$ for NER task when at the time human assessment is $\approx 97\%$. Relation Extraction is more difficult (generally F-score $<60\%$). This is the main basic techniques for relation extraction subdivided into two main approaches as for entities extraction:

- Exact Dictionary-Based Chunking (see [13])
- Handcrafted rule-based techniques ([40])

And optimization approaches :

- Inductive-Logic Programming (see [35], [11])
- Bayesian Network Analysis (see [56], [52], [41])
- unsupervised learning as co-occurrence analysis (see [51], [8],[36], [48], [63], [18])
- semi-supervised learning, as distant learning (see [54], [10], [14], [1], [46], [39])

In the range of tools using predefined schemas, the tool Pharmspresso (see [19]) aims at extracting instances matching with the schemas "medicine association gene" in full texts documents. Out of 178 genes mentions, Pharmspresso finds 78.1% and out of 191 medicine mentions the tool finds 74.4%. With the previously cited schema the tool finds 50.3% of associations ; PPInterFinder (see [53]) is a tool implemented to extract causal relationships between human proteins in texts relying on 11 schemas. The tool achieves a score 66.05% on the AIMED corpus and overcomes most of other systems. Biocreative challenge II (see [38]) was focused on molecule name detection and their relationships ; the overview highlights that one of the best scores (F-score=45%) is given by a system implementing lexical schemas about relationships. OpenDMAP is one of these tools (see [4]). From the side of tools implementing symbolic learning, LIEP system outputs 85.2% F-score (recall 81.6%; precision 89.4%) with a training dataset about 100 sentences from the Wall Street Journal. Distant learning gives a precision about 67% (in a lexical framework) which does not varies with syntactic assumptions (68%) for 1000 relationships instances concerning films, geography, localisation, persons. A hybrid approach like Sprout-Dare gives 83% as precision on medical full texts in German.

Among statistical learning approaches, the MaxEnt method has been largely used to extract relationships of proteins with a 45% F-score. Unsupervised methods based on a simple cooccurrence analysis obtain not so much ridiculous scores (but on abstracts). For instance studies about instance of a schema such as "gene-associated to-disease" highlight a relevance of detection in abstracts of 78.5% (Precision) and 87.1% (Recall) (with gene recognition scores P=89% and R=90.9%, and about diseases recognition scores P = 90% and R=96.6%).

In the era of internet, lots of resources are now available on internet. Generic databases for common knowledge collect millions of facts such as Freebase (see [26]) where we can find a relation song/singer like Yesterday - John Lennon, Paul McCartney. Freebase claims to register 3 billions entities with links. Another famous database is Yago (see [34]) storing 10 millions entities and 120 millions of facts. Others generic database can be mentioned and are also parsed by these cited one but individually they can contain lists of interesting pieces of information (WordNet, Wikipedia (see [28], [33])). Specific databases propose a summary of a domain like Gene Ontology (GO) in molecular biology or Agrovoc (created the by Food and Agriculture Organization of the United Nations - FAO) in agricultural sciences. These databases are not sufficiently exhaustive even if they can provide lots of relevant relations if we look at conferences such as BioCreative (see [24]).

3 Methodology

3.1 Assumptions

We settle two assumptions and we will assess these assumptions with precision and recall parameters. Our main assumption points out the issue to

detect relations when features do not occur only inside a sentence but between sentences and also when a document have some topical organization with titles, subtitles and paragraphs.

Assumption 1 Architecture of a document

Relevant items and their relationships can occur to different architectural part of a document

Our second assumption is that relationship between named entities are explicit and able to be caught by shallow parsing of tokens in the text.

Assumption 2 Shallow parsing

Named entities can be captured by shallow parsing

And a last assumption is that a user can assess results :

Assumption 3 User needs

Items found in texts can be interpreted by an end-user and fits its usage needs

With these assumptions we try to infer all possible relationships mentioned by a document. Hence after document segmentation three steps can be interesting to insert into a pipe :

1. reformatting and segmentation of a document into subparts;
2. named entity recognition and contextual information extraction.
3. relation extraction
4. contextual information assignment (for instance: pest significance, development stage, climat, location).

To describe the problem in a formal way, we introduce the following definitions:

Definition 1 Text Unit and Entity

A text unit U is a linked list which consists of words W and entities E . An entity can be a word or a set of consecutive words. Entities in a text unit are labeled as $E_1, E_2 \dots$ according to their order, and they take value that range over a set of entity types C^E .

Segmentation into text units is not always an easy task because of text components occurring everywhere on a page and not linked sequentially with other text units around. Sometimes a conversion of pdf into ascii format may lead to a merge a text unit into another one. As example with our dataset, on the Figure 1, we can see that a text unit should start from "Blé" and should end with "mais ils ne peuvent enrayer les fortes infestations". In this Text unit $E_1="Blé"$, $E_2="blé"$, $E_3="orge de printemps"$, $E_4="piétin échaudage"$, $E_5="céréale"$, $E_6="champignon"$,

E7="maladie", E8="maïs", E9="ray-grass", E10="luzerne", E11="soja", E12="champignon", E13="maladie". They are two kinds of named entity $C1 = \{E1, E2, E3, E5, E8, E9, E10\}$ $C2 = \{E4, E6, E7, E12, E13\}$. C1 represents the "crop" category, C2 represents the "disease" category.

Definition 2 Relation

A (binary) relation $R_{ij} = (E_i; E_j)$ represents the relation between two entities where E_i is the first argument and E_j is the second. Such relation can belong to a relation type over C^R .

As example with our dataset, on the Figure 1, we can see that the relevant relations are associated with E1="Blé" with entities about concept C2, some $R = \{R_{1.4}, R_{1.6}, R_{1.7}, R_{1.12}, R_{1.13}\}$.

Definition 3 Types of relations between entities

Let denote the predefined set of relations and of entities C^R and C^E respectively.

Lots of kinds of entities can found in C^E , named entities like : pests or crops, but not only, for instance "developmental stage about crops", "developmental stage for pests", or "kinds of damage". About relations, several kinds of relations can be found, for instance

$$C^R = \{ \textit{damage relation between a crop and a disease}, \\ \textit{damage relation between a crop and a pest, ...} \}.$$

3.2 Datasets

We call ROMEO the first dataset. It consists of the 5 acts (files) of the classical piece of theater from W. Shakespeare Romeo and Juliet in English. For this dataset the goal of a user needs could be to follow the relationships of persons along the scenes. We summarize the type of concepts and relations by these ensembles:

$$C^E = \{ \textit{character} \} \\ C^R = \{ \textit{character talking about or with another character} \}$$

We know that $\#C^E = 22$ for ROMEO dataset. Number of words is 26,551. Number of tokens (unique words) is 5,846.

We call BSV the second dataset. This dataset is a collection of scanned and digital newsletter written in French. The neswletter is published since 1946 but majority of numbers are shared by the French National Library (Bibliothèque Mitterrand, or BNF) only since 1963. It is written in each French region weekly to inform about damage on local crops. We work with a sample of 2,323 files. But the dataset in construction should contain about 60,000 files in the range 1963-2015. Each file contain between 1 and 10 pages, 3 in average. For this dataset 8 concepts have been identified manually with experts for which we can design dictionaries. Other kinds information about context for a crop and its relationships should also be of interest such as "developmental stage of a crop", "number of a newsletter", "degree of damage", "climate". We summarize types of concepts and relations by the following ensembles:

$$C^E = \{crops, diseases, pests, auxiliaries, region, towns, chemicals, date, developmental stage of a pest, developmental stage of a crop, number of a newsletter, degree of damage, climate\}$$

$$C^R = \{damage relation between a crop and a disease, damage relation between a crop and a pest, intensity of damage with relation between a crop and a disease, intensity of damage with relation between a crop and a pest\}$$

The image shows a page from a French agricultural bulletin titled "Grandes Cultures" (Great Crops) from the "Champagne-Ardenne" region. The page contains information about various crops and their associated diseases and pests. Manual annotations are made in different colors: yellow for crop names, green for developmental stages, brown for diseases, red for locations, blue for pests, and purple for auxiliaries. The page is divided into sections for "Blé" (Wheat) and "Betterave" (Beetroot). The "Blé" section discusses "Stades" (developmental stages) and "Maladies" (diseases). The "Betterave" section discusses "Stades" and "Pucerons" (aphids). The page also includes contact information for the DRAF (Service Régional de la Protection des Végétaux) and a section for "Prochain bulletin prévu" (Next bulletin expected).

Relation Crop-Disease

Instance 1
wheat/'take-all-disease

Relation Crop-Pest

Instance
Beetroot/black aphid

Grandes Cultures

Champagne-Ardenne

Bulletins Techniques des Stations d'Alertes Agricoles n° 630 du 07 juillet 2004 - 2 pages

Blé

• Observer les parcelles : une application fongicide à base de tébuconazole ou metconazole est à prévoir contre le **rouille** lors du passage des premières pustules sur les étages intermédiaires.

Stades : grain pâleux mou, grain pâleux dur dans la majorité des parcelles de blé et d'orge de printemps.

Maladies

Avec le stress hydrique marqué des plantes dans certaines parcelles, les symptômes de **piétin échaudage** sont particulièrement visibles cette année (taches plus ou moins circulaires de pieds présentant des racines atrophiées et **parés** à la base, avec un manchon noir sur la tige).

• Sur les parcelles attaquées, le meilleur moyen de lutte est la rotation - éviter de remettre une **céréale** à l'automne (sauf l'avoine qui est résistante à ce **champignon**) et, avant de remettre une **céréale**, éviter les précédents favorisant l'expression de la **maladie** (maïs, ray-grass, luzerne ou soja). Évitez aussi les semis précoces - les fortes densités de semis qui favoriseront le développement du **champignon**.

Certains traitements de semences (Jockey ou Latitude) ont une efficacité sur le **maïs-dûle**, mais ils ne peuvent enrayer les fortes infestations.

Betterave

Stades : 80 à 100% de couverture des sols en terres colorées - 70-100% en terres de craye.

Pucerons

Des colonies de **pucerons noirs** sont à présent visibles sur 88% à 100% des pieds sur la plupart des parcelles de notre réseau d'observation de la **stade** et des **Antennes** traitées depuis plus de 3 semaines (**esse-2**, **cormeos-1**, **boschpos-1**, **bagneux-3**, **bar-solo** ...). Des manchons couvrant la totalité des jeunes feuilles au cœur des **betteraves** sont parfois visibles sur plus de 10% des pieds ! Les parcelles gauchou ou imprimos sont également concernées. Les interventions réalisées la semaine dernière avec du triazamate ont montré une très bonne efficacité, et permis le maintien des populations de **micro-hyménoptères** parasites des **pucerons** qui commencent à s'implanter dans les parcelles de **betteraves**. En revanche, les parcelles situées dans l'**axe** ne semblent pas concernées par ces

Prochain bulletin prévu courant juillet, en fonction de l'actualité.

CEREALES
Piétin échaudage sur blé.

FEVEROLE
Rouille à surveiller

BETTERAVE
-Pucerons noirs
-Maladies encore

DRAF
Service Régional de la Protection des Végétaux
Centre de Recherches Agronomiques
Château de la Motte
11000 Reims
Tél : 03 26 77 36 40
Fax : 03 26 77 36 74
E-mail : srgv-draf@champagne-ardenne.fr

Figure 1: Manual annotations in a document from BSV dataset (in yellow: crops, in green: developmental stages of crops, in brown: diseases, in red: location, in blue: pests, in purple: auxiliaries, in dark blue: time).

An auxiliary is an insect (as a pest) but not aggressive to the crop where it lives. Sometimes it can help control of pests. On the Figure 1 we can see that we can retrieve useful information. Among them relationships crop-disease and crop-disease are also of interest. These are relations pointing aggression. As we see in document these relationships does not use verb of other linguistic patterns.

To enable evaluation computing we made a annotated dataset about 37 files. To have in mind how much should cost the annotation process, 1000 documents would require 5 months for one person. And as one expert is not sufficient, another control by an extern expert would need more time. On the Figure 2 we see at top-left a sample of manual annotation for a file with nouns phrases denoting concepts (in blue) and relations between these concept (in red). Concepts are cited as a list but a relation occurs only inline. At top-right we see an example of annotation used for CONLL conference challenges about named entity recognition, at bottom the annotation format

of CONLL for relation extraction evaluation.

<pre> 5_-_BSV_CHAMPAGNE-ARDENNE_COLZA_2010_03_25_cle09c576:rr:\$:CHAMPAGNE-ARDENNE: 5_-_BSV_CHAMPAGNE-ARDENNE_COLZA_2010_03_25_cle09c576:p:\$:colza: 5_-_BSV_CHAMPAGNE-ARDENNE_COLZA_2010_03_25_cle09c576:b:\$:charançon de la tige du colza:charançon de la tige du chou:Méligèthes:mouche du chou: 5_-_BSV_CHAMPAGNE-ARDENNE_COLZA_2010_03_25_cle09c576:d:\$:25.03.2010: 5_-_BSV_CHAMPAGNE-ARDENNE_COLZA_2010_03_25_cle09c576:v:\$:St Dizier:Reims:Charleville:Langres:TROYES: 5_-_BSV_CHAMPAGNE-ARDENNE_COLZA_2010_03_25_cle09c576:n:\$:peu nuisible:à risque: 5_-_BSV_CHAMPAGNE-ARDENNE_COLZA_2010_03_25_cle09c576:s:\$:c2:c1:d1:f1: 5_-_BSV_CHAMPAGNE-ARDENNE_COLZA_2010_03_25_cle09c576:p:b:\$:\$:colza:charançon de la tige du colza:1 5_-_BSV_CHAMPAGNE-ARDENNE_COLZA_2010_03_25_cle09c576:p:b:\$:\$:colza:mouche du chou:1 5_-_BSV_CHAMPAGNE-ARDENNE_COLZA_2010_03_25_cle09c576:p:b:\$:\$:colza:Méligèthes:1 5_-_BSV_CHAMPAGNE-ARDENNE_COLZA_2010_03_25_cle09c576:p:s:\$:\$:colza:c2:1 5_-_BSV_CHAMPAGNE-ARDENNE_COLZA_2010_03_25_cle09c576:p:s:\$:\$:colza:d1:1 5_-_BSV_CHAMPAGNE-ARDENNE_COLZA_2010_03_25_cle09c576:p:s:\$:\$:colza:c1:1 5_-_BSV_CHAMPAGNE-ARDENNE_COLZA_2010_03_25_cle09c576:p:b:n:\$:\$:colza:charançon de la tige du chou:peu nuisible:1 5_-_BSV_CHAMPAGNE-ARDENNE_COLZA_2010_03_25_cle09c576:p:b:n:\$:\$:colza:mouche du chou:à risque:1 </pre>	<pre> Champagne-Ardenne : O BSV O du O 09/06/2011 O -- O semaine O 23 O A O RETENIR O CETTE O SEMAINE O : O TOURNESOL PLA : O Pucerons BIO : O fin O du O risque O : O Absence O de O maladies O : O MAIS PLA : O Pyrale BIO : O </pre>
<pre> 45 0 0 0 NC Période 0 45 0 1 0 P de 0 45 0 2 0 NC risque 0 45 0 3 0 PUNC : 0 45 0 4 0 P depuis 0 45 0 5 0 DET la 0 45 0 6 0 VPP levée 0 0 0 45 0 7 0 VPP jusqu' 0 0 0 45 0 8 0 ADJ ' 0 0 0 45 0 9 0 P à 0 0 0 45 0 10 0 DET 6 0 0 0 45 0 11 0 NC semaines 0 0 0 45 0 12 0 P de 0 0 0 45 PLA 13 0 NC culture 0 0 0 45 0 14 0 CC ou 0 0 0 45 0 15 0 DET 6 0 0 0 45 0 16 0 NC feuilles 0 0 0 45 0 17 0 PUNC , 0 0 0 45 0 18 0 VPR correspondant 0 0 0 45 0 19 0 P à 0 0 0 45 0 20 0 DET la 0 0 0 45 0 21 0 NC période 0 0 0 45 0 22 0 P de 0 0 0 45 0 23 0 NC risque 0 0 0 45 0 24 0 P de 0 0 0 45 0 25 0 NC transmission 0 0 0 45 0 26 0 P des 0 0 0 45 MAL 27 0 NC viroses 0 0 0 45 0 28 0 PUNC . 0 0 0 </pre>	<pre> 13 27 PLA_MAL </pre>

Figure 2: Manual annotations of a document from BSV dataset for evaluation (up-left: csv-like format (in red: entities, in blue: relationships), up-right: BIO/BILOU format for named entities, down: BIO/BILOU format for named entity relationships).

3.3 Dictionary Matching

From several concepts denoting named entities about location, persons or biological entities like characters, crops, diseases or regions, we are able to define lexical nouns phrases and a list of entries associated to a set of noun sphrases. These nouns phrases can occur anywhere in the dataset. The format we have adopted can described a hierarchy of entries and lexical variants of each entry. The computing format is a csv-like format. Each

line describe an unique entry, followed by an label N (node) or L (leaf) if the entry describe a category or a simple concept. For instance in crops wheat is a species and will be defined as a node; but durum wheat, buckwheat and soft wheat are defined as leaf because they are varieties and linked to wheat. After the category N or L all following nouns phrases are considered as equivalent and could be found in a document. Hence the dictionary collect all relevant entries of a concept describing hypernym relation and synonym relation between lexical phrases.

For instance, on the Figure 3 we can see a sample of the crop dictionary in French ("blé" is wheat, "blé dur" is buckwheat, "blé tendre" is soft wheat). Figure 4 describe the lexical population for each dictionary about the BSV dataset. About ROMEO dataset we can find 22 characters.

blé :N:blé:BLE:blés:Triticum:blé dur:blé tendre:
blé dur :L:BLE DUR:T. durum:Triticum durum:bles durs:blés durs:blé dur:
blé noir :L:BLE NOIR:f. esculentum:fagopyrum esculentum:sarrasin:bles noirs:blés noirs:blé noir:sarrasins:
blé tendre :L:BLE TENDRE:T. aestivum:Triticum aestivum:blé froment:blés froments:ble froments:blé tendre:blés tendres:bles tendres:

Figure 3: Sample of Crops dictionary.

Entities Types							
	auxiliaries	crops	pests	diseases	chemicals	region	towns
#entries	28	114	373	275	4968	26	33161
#leafs	28	103	334	241	4968	26	33161
#concepts	0	18	53	40	0	0	0
#lexems	107	727	2673	1846	4968	869	89603

Figure 4: Number of entries in dictionaries.

3.4 Hand-crafted rule

We used the Unitex tool (see [30]) to implement hand-crafted rules to detect some instance of named entity (date) but also contextual entities (number of a newsletter, developmental stage of a crop, intensity of damage on crop). Graph edition emphasizes to stack and encapsulate different FSM into a more global FSM. One positive point lead to prioritise the longest matching sequence to avoid inclusion problems, hence it solves the issue to order rules execution. Recognition of a date expression as "15 janvier 1992" or "10-2012" can be executed with the FSM showed by the following graph on Figure 5. We can see that a non-linear formulation enable unification of different schemes.

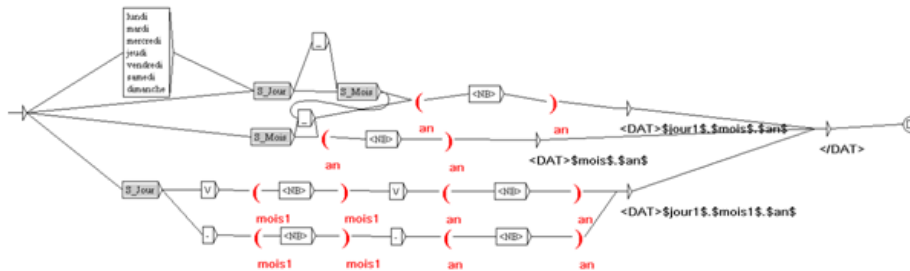


Figure 5: Local grammar (FSM) for data extraction.

More complex and encapsulated graph enable detection of information about damage assessment (risk, prevalence or severity). On Figure 6 we see a subgraph which can detect sequence having a numerical expression about risk. This subgraph can detect an expression such as "infestations sont limitées à 0,27 larves par pied environ 1 parcelle sur 5 avait atteint 1 grosse altise en moyenne" (infestations are limited to 0.27 larvae per foot about 1 parcel in 5 had reached 1 large flea beetle in average). It is included a global graph with 10 subgraphs.

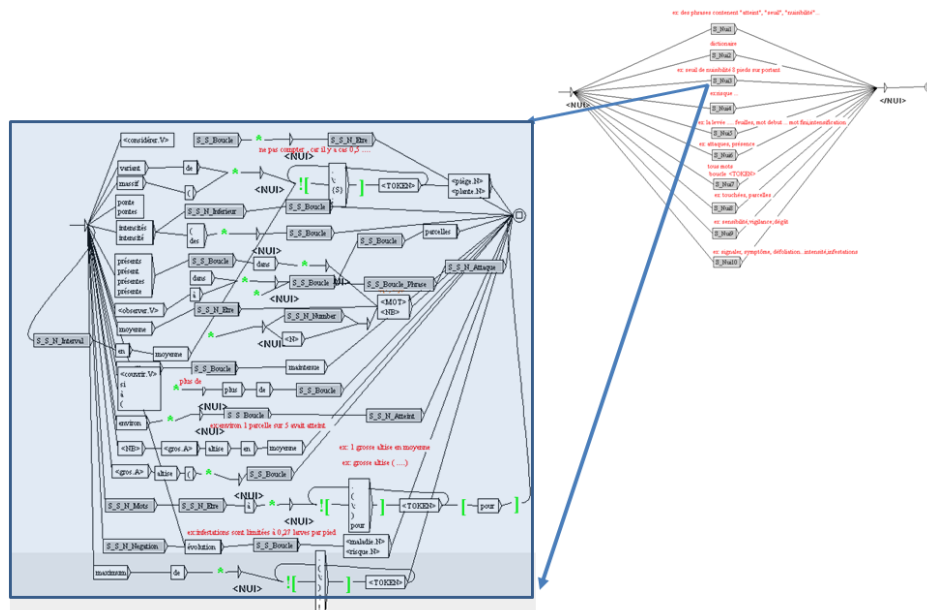


Figure 6: Local grammar (FSM) and hierarchy of FSMs for damage extraction.

3.5 Architecture Document Heuristics

Organisation of a document (titles, subtitles, references, sections, headers, table, pictures, summary, introduction, discussion) can influence the way to make extraction. We call this organization the architecture of a document.

Of course lots of architecture are available and the set of heuristics is not limited. We propose three heuristics can help us to be more accurate in relationship extraction that we test with BSV and ROMEO datasets.

Heuristics 1 Main entity

A target entity occur in a specific title or subtitle (beginning of a paragraph or a section).

On Figure 1 we see that main entity occur in the title of each section. It fits with heuristics 1.

Heuristics 2 Header

Different entities occurs in the header of the document (first lines).

On Figure 1 we see that instances of entity types region, issue, date occur in the Header. It fits with heuristics 2.

Heuristics 3 Avoid section

Some paragraphs beginning by a specific title can contain entity but not associated to a main entity or contextual information.

On Figure 7 we see that a section begins by "Raisonner la lutte contre" ("Reasoning control against"). If we donot exclude this section of the analysis we get a relationship instance "crop/pest" as cereals/wireworms that is false. It fits with heuristics 3.

Gr

Fredec
Midi-Pyrénées

Service Régional de la
Protection des Végétaux
Cité Administrative
Bâtiment E
Bd Armand Dupontal
33974 Toulouse Cedex
Téléphone : 05.61.30.63.73
Tél. abonnement :
05.61.30.63.76

Imprimé à la station
d'Aménagement Agricoles
de Midi-Pyrénées
Distributeur général
J.P. MOREZIERIS
Publication périodique
C.F.P.A. 74-372 AD
ISSN n°4732382

Paris T.E.C. :
* Arrêté ministériel Agricoles :
Couteur : 44 € - Ptm : 28 €
* Guide : 34 €

La colonisation des parcelles de colza est actuellement très faible et ne pourra intervenir de façon significative qu'avec le retour d'un temps doux et ensoleillé.

■ **Il est trop tôt pour intervenir.**

Attendre le retour de conditions douces et ensoleillées favorables à leur déplacement : 3 jours consécutifs avec des températures supérieures à 10°C. Intervenir alors 8 à 12 jours après cette période de réchauffement, pour obtenir une efficacité optimale.

Céréales

Stades végétatifs

Plein à fin tallage pour la majorité des parcelles, épi 1 cm pour les plus précoces, début tallage pour les plus tardives.

Jaunisse nanisante

Depuis début janvier, le froid a limité la multiplication des pucerons en parcelle. Néanmoins, les notations de mi-février sur les isoclines confirment la pression pucerons ponctuellement importante sur les semis réalisés avant le 25 octobre coloni-

méme dans les semis précoces. Les premières simulations des modèles confirment la faible pression de maladies. Seuls quelques symptômes de septoriose sont observés sur les feuilles basses de semis précoces, avec une présence notable de symptômes d'*Ascochyta*.

Le développement du piétin verse a lui aussi été limité par les conditions climatiques. Toutefois, si le mois de mars est particulièrement pluvieux, les simulations du modèle piétin verse indiquent un risque potentiel non négligeable sur les semis précoces d'octobre levés avant le 10 novembre, dans les situations à risque (sol limoneux et retour fréquent du bié dans la rotation).

Les conditions climatiques de mars-avril seront déterminantes pour l'évolution des maladies sur céréales ; la situation actuelle globalement saine peut évoluer rapidement si la fin de l'hiver et le début du printemps sont pluvieux.

Sur orges, seuls quelques symptômes limités d'*helminthosporiose* sont observés.

Nos bulletins feront régulièrement le point sur l'évolution sanitaire des cultures et vous indiqueront l'évolution des risques en fonction de votre situation.



Colza
Charançon
de la tige :
Ne pas intervenir
trop tôt !!

Tournesol
Taupins :
Note commune
CETIOM - SPV

Raisonner la lutte contre les larves de taupins en tournesol
Note commune CETIOM - SPV : Février 2005

L'objectif de cette note commune CETIOM-SPV est de présenter le raisonnement de la lutte contre les larves de taupins sur tournesol, tel qu'il peut être proposé pour la campagne 2005, en l'état actuel de nos connaissances. De nouvelles données, recueillies dans le cadre d'un réseau de surveillance du risque taupins (disponible et présenté à la fin de cette note) mis en place dès cette année, sont susceptibles de faire évoluer ces conseils de lutte.

1/ Evaluation actuelle du risque taupin en tournesol

Dans le contexte actuel de production du tournesol, le risque d'attaque est globalement faible pour cette culture. Ce risque est limité pour deux raisons : le tournesol est peu attractif pour les larves de taupins et les situations favorables sont peu fréquentes dans les systèmes de culture actuels incluant le tournesol.

- Une assez faible sensibilité du tournesol :

Le tournesol fait partie des grandes cultures susceptibles de subir des attaques de larves de taupins. Cependant les références disponibles montrent, d'une part, que cette culture est faiblement attractive pour les larves et que, d'autre part, la période de sensibilité aux attaques est relativement brève (de la germination de la graine au stade cotylédons). La sensibilité globale du tournesol aux larves de taupins est donc assez faible, dans tous les cas bien inférieure au maïs

- Des systèmes de cultures incluant le tournesol peu favorables :

Le tournesol est majoritairement cultivé dans des rotations à base de cultures annuelles. Dans ces rotations, le

Figure 7: Neighbourhood of a section with a main entity and an avoid section for the BSV dataset.

3.6 Unsupervised learning

We used a classical unsupervised learning approach called cooccurrence analysis. Three family of cooccurrence can be implemented.

Definition 4 Entity position

Let E_i be a target entity. A document is split into a set of textual unit

(TU). A TU can be a section, a sentence or a paragraph. Let P_w^i be the position in terms of word, and P_{TU}^i of the header word of E_i in the document. We define a window by WL, i.e. the number of words at left from P_w^i , and WR the number of words at right from P_w^i . W_R , respectively W_L , can be ∞ if we look the right, resp. left, context till the end, resp. the beginning, of the document.

Type 1 Text Unit Cooccurrence Let E_i be a target entity, and E_j another entity. We define the cooccurrence by the following function $\text{cooc}(E_i, E_j)$ is a binary function such as :

$$\text{cooc}(E_i, E_j) = \begin{cases} 1 & \text{if } P_w^i \in P_{TU}^i, \text{ and } P_w^j \in P_{TU}^j \text{ and } P_w^i \text{ satisfies heuristics 1, 2 and 3;} \\ 0 & \text{else.} \end{cases} \quad (1)$$

Type 2 Window Cooccurrence the same as type 1 but now:

$$\text{cooc}(E_i, E_j) = 1 \text{ if } (P_w^i - W_L) \leq P_w^j \leq (P_w^i + W_R) \quad (2)$$

Type 3 Constrained Cooccurrence The same as type 1 or type 2. But now let be a list of markers m_k , at least one marker m_k need to be located between E_i and E_j so :

$$\text{cooc}(E_i, E_j) = 1 \text{ if } |P_w^i - P_w^k| \leq |P_w^i - P_w^j| \quad (3)$$

3.7 Step 1: Named Entity Recognition

Assumption 2 gives us to understand that named entities are explicitly written in the text as tokens. Assumption 3 highlights important way to extract only useful named entities for a specific usage. In that sense extraction is dictionary-driven for better relevance (see Algorithm 1).

Algorithm 1 named entity extraction algorithm.

Require: dictionaries and grammars.**Ensure:** data entities.

```
read all dictionaries (with nodes and leafs) and grammars
for all doc in corpus do
  for all dic in dictionaries do
    if words match in dic then
      push data_entities, words
    end if
  end for
  for all gra in grammars do
    if words match in gra then
      push data_entities, words
    end if
  end for
end for

check data entities inclusive other words

sort_asc data_entities
for  $i = 0; i < \text{len}(\text{data\_entities}) - 1; i++$  do
  for  $j = \text{len}(\text{data\_entities}) - 1; j > i; j--$  do
    if data_entities[i] exist in data_entities[j] then
      if position of data_entities[i] in then document is
        the same position of data_entities[j] in the docu-
        ment then
        Remove data_entities[j]
      end if
    end if
  end for
  Extract data according the entities
end for
```

There are entities for which we can not build the dictionaries, we propose the construction of grammar to extract the contents in the corpus, for instance pest significance, developmental stage of a crop, climate, location. We have integrated the Unitex tool for building grammar. Here in the following example, the uses of grammar is more reasonable, such as location, we can use the dictionary to store regions, cities or even towns. However there are names of region that combine with words of direction such as "north", "south", "west", etc. Because of that, the use of grammar will be more flexible and increase accuracy. This is some grammatical rules:

- <words in the dictionary>
- <keyword 1>...<end of sentence or punctuation>
- <words in the dictionary>...<keyword 1>
- <keyword 1>...<words in the dictionary>

For example, to retrieve a developmental stage of crops in Figure 8: "Stades: 90 à 100% de couverture du sol terres colorées", the grammar will be as follow:

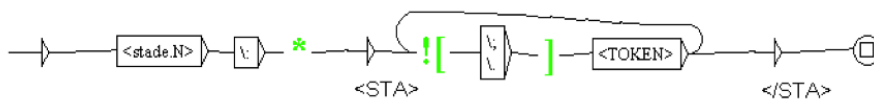


Figure 8: Local grammar (FSM) for developmental stage.

This diagram shows that, to begin finding a phrase that has the word "stade" or "stades" then two points, there is a loop to go through all the words in this sentence, to the meeting point signal "." or semicolon ";". Two words <STA> and </STA> mark the result.

3.8 Step 2: relation extraction

Relation extraction takes as input item-sets to identify relations the export from Algorithm 1, and plays with the three heuristics. Heuristics 1 set that some entities are main entities (i.e. a category is a chosen as a target) and we seek relations for these entities. Heuristics 2 sets that target entities are declared in header sections (titles, subtitles) and heuristics 2 declares that some sections are non-relevant, we called them avoid sections and they can be specified by a beginning phrase and can end by the end of document of another phrase. Algorithm 2 describes how relation extraction is implemented. x.ent implements also a class of algorithm to detect relation without heuristics in case, a document only consists of paragraphs (i.e a tweet, an email or a news).

Algorithm 2 relation extraction algorithm.

Require: data entities of the document.**Ensure:** relations.

```
for all line in this document do
  let paragraphs = analyze structure doc {this is a step in
  analyzing document structure or concurrence in definition
  4.}
end for

for all para in paragraphs do
  if exists Ei and Ej in this para then
    push this relation
  end if
end for
```

3.9 Step 3: contextual information assignment

Some pieces of information are considered as category of named entities because they describe a pattern of reality but they do not denote a specific object as : crop damage, developmental stage, climate. Often, these categories often cannot be designed in a dictionary but with handcrafted-rules, but they are detected at the same time as others and independently (see Section 3.7).

Nevertheless they can describe more precisely the context of a relationship between two entities. That is why some relationship are not only binary but n-ary (for instance crop-disease-damage). Damage here describes a magnitude of the relationship.

In the Figure 9, we have applied an algorithm to analyze the structure of paragraphs containing the entities "crop", "disease" and "damage" to find out the relationship crop-disease-damage. The Algorithm 1 found a crop's value "Colza" at the beginning of line, this value will be the one for breaking paragraphs at this position to a position of next crop entity or to the end of document if it doesn't exists a value of crop entity at the start of line. In these paragraphs, we continue to analyze the structure of paragraphs according to disease entity, in this case "Charançon de la tige du colza" is stated by a first line. Finally, we find all the values of damage entity in these segments that contain the values of disease entity. In this example, we will find that the relationship is "Colza:Charançon de la tige du colza:nuisibilité est élevée" but not relation: "Colza:mouche du chou:nuisibilité est élevée".

COLZA Crop

STADE : reprise à décollement de la tige

Un décollement de la tige (stade C2) est noté dans 5 parcelles du réseau. Sur les autres parcelles, la reprise de végétation (stade C1 - reverdissement au niveau des cœurs - atteint) est maintenant effective, avec un nombre de plantes concernées encore limité sur seulement 2 parcelles.

Dans certaines parcelles, on trouve des pieds de colzas violacés qui sont mal enracinés : il s'agit de dégâts de mouche du chou et/ou de gel mécanique sur de petits colzas (plus marqués en sol calcaire). On note localement des dégâts de pigeons.

CHARANÇON DE LA TIGE DU COLZA Disease

Connaître le charançon de la tige du colza. Damage

Sa nuisibilité est élevée. L'adulte n'est pas directement nuisible ; c'est l'introduction des œufs dans la tige qui provoque une réaction et conduit à la déformation, voire à l'éclatement des tiges. Les pertes de rendement sont aggravées en cas de stress hydrique ou d'attaques de méligèthes. Etant donné la nuisibilité potentielle de cet insecte, il est considéré que sa seule présence sur les parcelles est un risque. Le vol débute dès que la température de l'air dépasse 9°C mais ne se généralise que si les températures sont supérieures à 12-13°C. Si les températures redeviennent défavorables, les charançons retournent s'abriter dans le sol mais restent actifs si la température est supérieure à 6°C.

Figure 9: An example for analyzing a relationship of three entities "crop-disease-damage".

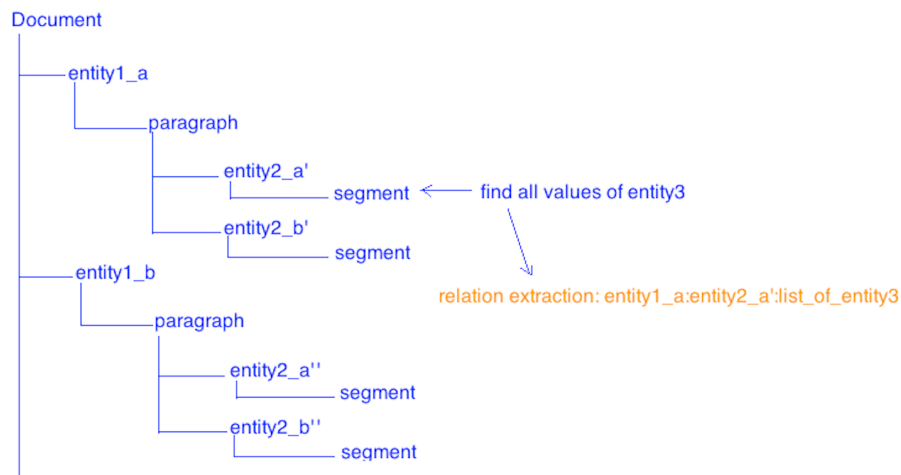


Figure 10: Analyse a document to find out a relationship of three entities.

Algorithm 3 Transformer data.

Require: *document, entity_tag***Ensure:** paragraphs.

```
for all line in document do
  mark_curr  $\leftarrow$  0
  mark_prev  $\leftarrow$  1
  phases  $\leftarrow$  null
  if data of entity_tag is the start of the line or upper case
  first letter in line then
    mark_curr  $\leftarrow$  mark_curr + 1
    if mark_curr > mark_prev then
      push paragraphs, phases
      phases  $\leftarrow$  null
    end if
    phases  $\leftarrow$  phases + line
  end if
  if length(phases) > 0 then
    push paragraphs, phases {push the final paragraph.}
  end if
end for
return paragraphs
```

Algorithm 4 Contextual Information Extraction.

Require: *document, entitie_tags*
Ensure: relations of contextual information

```
if length(entity_tags) = 3 then
    {check a relationship of three entities}
    paragraphs1 = TransformerData(document, entity_tags[0])

    for all para1 in paragraphs1 do
        paragraphs2 = TransformerData(para1, entity_tags[1])

        if length(paragraphs2) > 0 then
            for all para2 in paragraphs2 do
                if para2 exists values of entity_tags[2] then
                    get values of entity_tags[2] in para2
                    get value of entity_tags[1] in para2
                    get value of entity_tags[1] in para1
                    push relations, values of entities tags
                end if
            end for
        end if
    end for
end if
return relations
```

4 Results

4.1 Evaluation about extractions

We proceed to a double evaluation process:

Firstly, we compare x.ent export of named entities with those produced by well-known approaches : exact dictionary-matching and MaxEnt approach with respectively LingPipe tool and SNER tool. Table 11 show results about crop, disease and pest names extraction. Standard measures to assess accuracy of a system rely on known pieces of information we aim to extract in a test dataset. The three parameters for assessment are the following: f-score (Equation 6), recall (Equation 5) and precision (Equation 4).

x.ent produce score as good as those revealed by Lingpipe. Lingpipe propose also a machine learning approaches based on hidden-markov models but it gives less good results.

Secondly, we compared relation extraction of x.ent and those exported by SNER and cooccurrence approach with different window parameters. SNER use a parsing tree analysing and French has been considered to process BSV

dataset. Table 12 display that x.ent capture more good relation than other state of the art approaches with a F-score about 55%, when SNER produce 38% and cooccurrence window-base approach 42% (see Figure 13 about F-score variation according the window size).

$$0 \leq P \leq 1, P = \frac{\#correct_answers}{\#produced_answers}. \quad (4)$$

$$0 \leq R \leq 1, R = \frac{\#correct_answers}{\#possible_correct_answers}. \quad (5)$$

$$0 \leq F1 \leq 1, F1 = \frac{(\beta^2 + 1) P.R}{(\beta^2.R + P)}. \quad (6)$$

For Equation 6 usually $\beta = 1$.

	X.ENT			SNER			LINGPIPE		
	P	R	F1	P	R	F1	P	R	F1
BIO	96.46	95.52	95.98	92.66	71.41	80.52	96.45	95.53	95.99
MAL	96.97	95.53	96.24	95.46	77.38	85.38	96.97	95.52	96.24
PLA	88.80	98.67	93.47	93.99	82.68	87.94	88.80	98.67	93.47
REG	100	100	100	93.20	73.73	81.92	100	100	100
TOT	94.33	96.67	95.48	93.68	76.85	84.41	94.34	96.65	95.48

Figure 11: Evaluation of named entity recognition.

	X.ENT			COOCCURRENCE		
	P	R	F1	P	R	F1
PLA-BIO	53.4	75.8	52.7	36.4	50.5	42.3
PLA-MAL	58.1	69.5	63.3	41.3	38.7	40.0
TOT	55.3	73.1	62.9	38.1	45.4	41.4

Figure 12: Evaluation of entity relationship recognition.

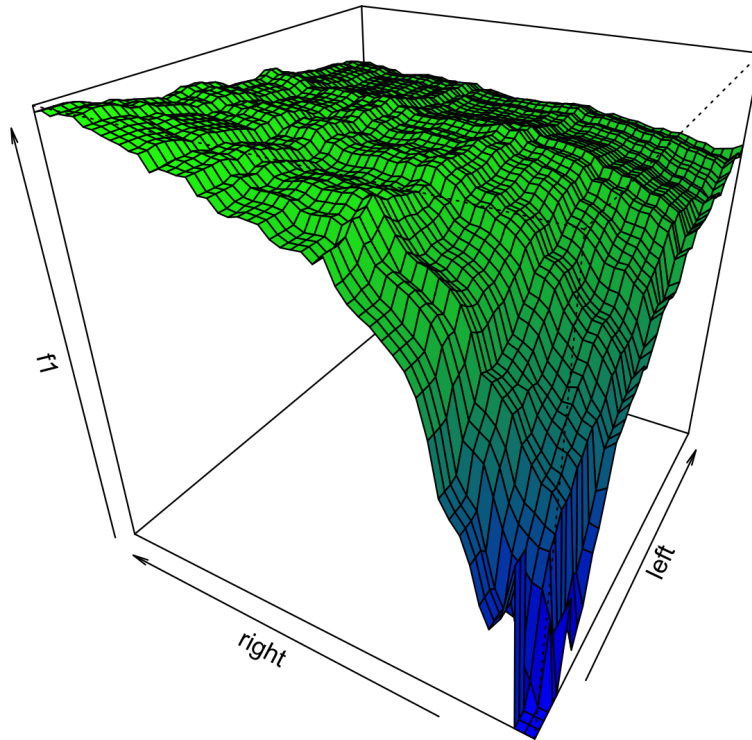


Figure 13: F1 score in the parameter space (left and right window) about cooccurrence window-based approach.

4.2 Visualisation

The `x.ent` tool has been developed with *Perl* modules concerning the parsing function and but is encapsulated under an *R* package available on the *R* platform (see [17]). The package offers also *R* functions to explore results of extraction : parallel coordinates, histogram, Venn diagram, stacked bar graph and statistical test on pairwise relation.

On Figure 14 we see an example of parallel coordinate visualization between two sets of entities (`e1` and `e2`). `e1` is a target entity with which we seek relations. About BSV dataset the target entity is crop category. In the example `e2` are a set of entity from different categories ("mouche du chou" is an instance of pest category and "mildiou" is an instance of disease category).

The *R* code is the following:

```
xplot(e1="colza",e2=c("mouche du chou", "mildiou"))
```

We can add a constraint about the time :

```
xplot(e1="colza",e2=c("mouche du chou", "mildiou"),t=c("09.2010","02.2011"))
```

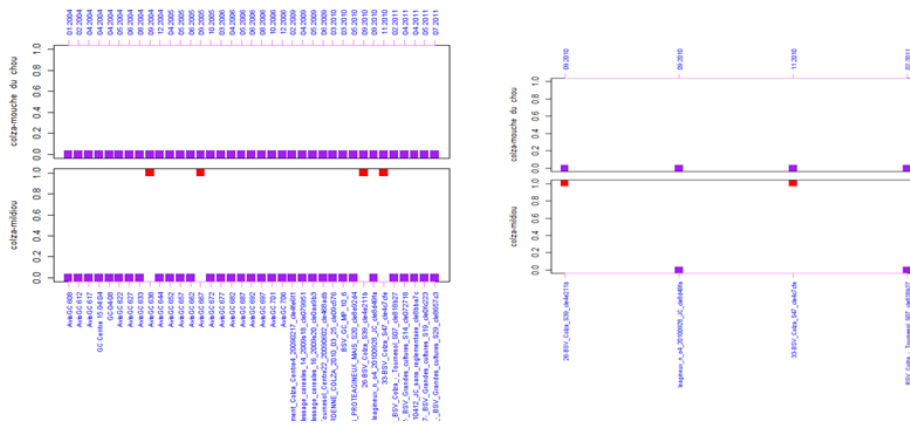


Figure 14: Parallel coordinate display.

Figure 15 shows the distribution over time about a specific relation "colza:mildiou", but it could work with any instance of an entity but only in the case a date entity is extracted from the dataset.

The R code is the following:

```
xhist("colza:mildiou")
```

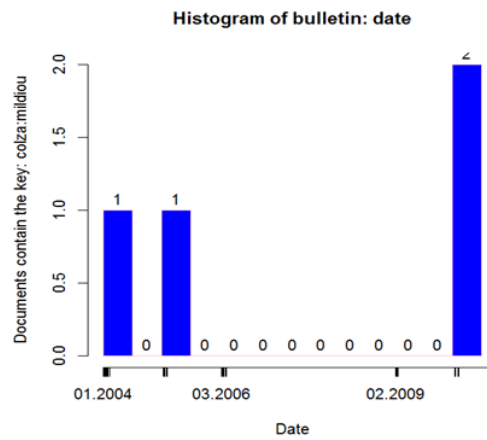


Figure 15: Histogram over time of a relation.

Figure 16 shows and a stacked bar graph representing for a first set of entities, in the example the crops: "blé", "maïs", "tournesol", "colza", the proportion of each instance of entity of the second set, hereafter "mouche du chou", "pucceron".

The R code is the following:

```
xprop(c("blé", "maïs", "tournesol", "colza"), c("mouche du chou", "pucceron"))
```

If the first set the the whole set of instance of the target entity category

(hereafter instances of crops) and having at least 2 occurrences :
 $v1 = as.vector(xdata_value("p")\$value[xdata_value("p")\$freq > 2])$
 $xprop(v1, c("mouche du chou", "puceron"))$

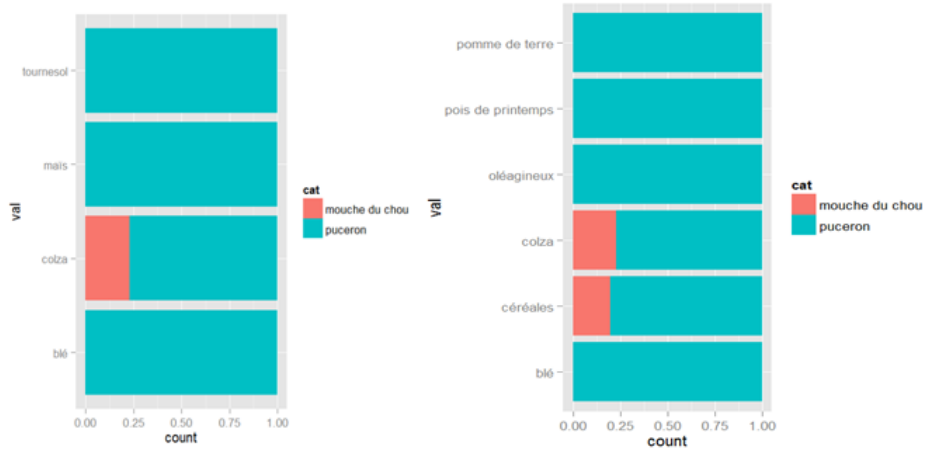


Figure 16: stacked bar graph.

Figure 17 shows a Venn diagramme between a set of instance from the target category (hereafter "blé", "orge de printemps", "tournesol") and a set of instances from specified categories (hereafter b and m, denotating respectively pest and disease):

The R code is the following:

$xvenn(v=c("blé", "orge de printemps", "tournesol"), e=c("b", "m"))$

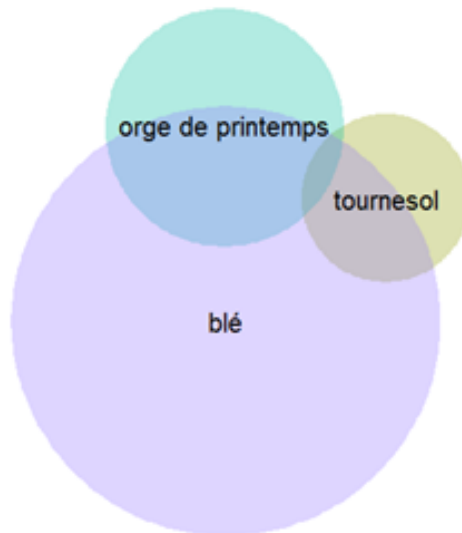


Figure 17: Venn diagram.

Figure 18 shows a comparison between a crop (hereafter "blé") and all

possible instance of another entity category (hereafter instances of pest category). Four tests has been implemented for the function : Kolmogorov, Wilcoxon, Student and GrowthCurves. At moment no decision function makes interpolation over the tests to decide if yes or no the p-values agree for a positive similarity or not. Figure 19 shows an export with all p-values saturating at 1. For instance "blé:limace des jardins" and "blé:adventice" have the same distribution across the BSV dataset. It means that "limace des jardins" occurs at same time that "adventice" in "blé" crop cultures. The R code is the following:

```
xtest( "blé", as.vector(xdata_value("p")))
```

	relation	KOLMOGOROV	WILCOXON	STUDENT	GrowthCurves
700	blé:méligèthe/blé:thrips	1.00	0.13	0.13	0.02
543	blé:cicadelle/blé:pyrale	1.00	0.00	0.00	0.02
613	blé:criocère/blé:thrips	1.00	0.00	0.00	0.02
689	blé:méligèthe/blé:puceron des épis de céréales	0.91	0.00	0.00	0.02

Figure 18: Pairwise relations comparison.

blé:adventice/blé:limace des jardins
blé:adventice/blé:puceron des céréales et du rosier
blé:campagnol des champs/blé:corbeau freux
blé:campagnol des champs/blé:pyrale
blé:campagnol des champs/blé:zabre des céréales
blé:cécidomyie jaune du blé/blé:charançon
blé:cécidomyie jaune du blé/blé:charançon de la tige
blé:cécidomyie jaune du blé/blé:mouche grise des céréales
blé:cécidomyie jaune du blé/blé:noctuelle
blé:cécidomyie jaune du blé/blé:oscinie de l'avoine

Figure 19: Global saturation of all tests.

4.3 Integration

The *x.ent* tool has been used to parse BSV dataset so as to export result in a csv format and used in a database management system to be queried by end-users. In this system relations are pivotal information to offer useful piece of information for information retrieval. We can mention four cases of usage with main query and refinement:

- main query is relation crop-disease, refinement damage and region on map.
example: Crop=wheat, Disease=rust, On map : risk assessment, region=Burgundy
- main query is crop, refinement pest (relation crop-pest) and region on map.
example: Crop=rapeseed, On map : Pest=cabbage maggot, region=Centre, and document sorting by date

- main query is disease, refinement pest (relation crop-disease) and region on map.
example: disease=potato late blight, On map : crop=potato, region=Burgundy
- main query is pest, refinement pest (relation crop-pest) and region on map.
example: pest=fly, On map : crop=wheat, region=Midi-Pyrénées

At present 4 users specialists about potato and wheat take benefit from the database and platform-as-service. More epidemiologists and agronomes, from the integrated crop protection network (réseau PIC - protection intégrée des cultures) including 400 subscribers, are potentially interested in using this web platform. Risk analysis in a sociological point of view is also possible.

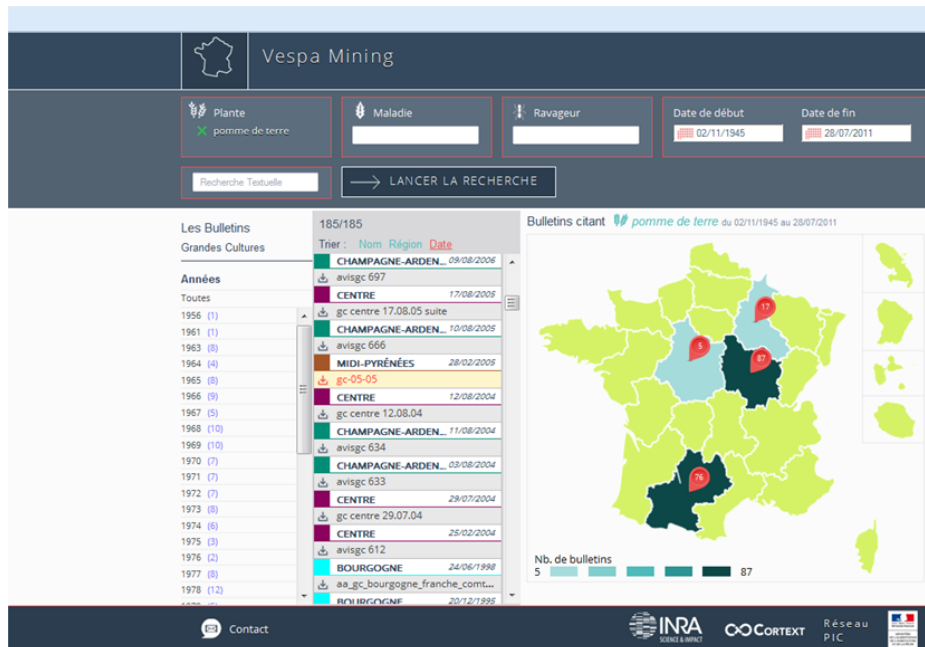


Figure 20: Vespa user interface.

4.4 Availability

We developed, improved and applied a relation extraction method we implemented as an *R*-project package (*x.ent*). The package is available from the CRAN *R* project server (<http://cran.r-project.org/> see Software, Packages; *x.ent* version 1.0.6), and downloadable from the *R* graphical user interface (required *R* libraries : *xtable*(see [16]), *jsonlite* (see [50]), *venneuler* (see [62]), *ggplot2* (see [61]), *stringr* (see [60]), *opencpu*(see [49]) and *rJava* [15]).

The results of BSV corpus processing has been stored in a relational database

with a web-front web access. The temporary website <http://vespa.cortext.net> display the front-end interface in which a user can query the result to retrieve relevant documents.

4.5 Discussion

Information extraction is not a new field but new opportunity with new usages and new corpora emphasizes this kind of task. If number of document in a corpus can not be huge (several ten thousands to several millions), the number of possible relations has no limit. Extract good and relevant relations, store all relations, and query relations in a concrete usage context can be challenges.

Lots of factors can influence relation extraction. We explore the capacity of syntactic expression in document to extract relations. Indirect relation are also possible, as in genetics when a geneticist set that geneA interact geneB and geneB interact geneC than geneA can be in interaction with geneC, of if geneA interact with geneC in a species, then it is also a putative relation in another species. In our BSV dataset we do use any inference protocol. We try to take into account all possible signs in a document. Hence our approach goes further than a linguistic approach the aim of which is to analyze the structure of each sentence. Our point of view is equivalent to argumentative analysis when part of speech are linked by sections. In this point of view we show that sometimes specific concept of interest can be situated in a special location in a document as in a text of theater about speaking characters, or in a newsletter with titles.

5 Conclusion

We developed, improved and applied a relation extraction method available as a R package. The tool has been involved into an information system called Vespa Mining with end-user (agronoms and epidemiologists).

Extraction task involve the user to design a proto-ontology of its domain with a set of categories. Each category make sens with instances (string sequences) for which small local grammars and flat dictionaries can fit in documents. A target category is settle to search other instances of another category as a relationship and contextual information. The tool relies on both hypothesis that named entities are extractible and that document structure helps extraction. We compare with state of the art tool and we show that if x.ent can reach the performance of named entity recognizers, assessment about relation extraction give better scores. Exploitation of document structure together with unsupervised learning can achieves high score of extraction.

We used two datasets. A literary dataset about a Shakespeare theater piece and an agricultural newsletter dataset. The goal about the newsletter was to learn relations as crop-disease-damage and crop-pest-damage. Designing an evaluation dataset we obtain an F-score ≈ 55 .

Our interest was also to help a user to explore the large potential amount

of relationships. Two means was implemented in that direction. Firstly information visualization capacities such as : parallel coordinates, histogram, Venn diagram, stacked bar graph and statistical test on pairwise relation. Secondly an integration of the tool in a user-friendly platform with Concrete real-world information. Here the user can browse the dataset through relationships and complementary information (locations, damage magnitudes, or simple keywords) through geolocalisation and feedback to original documents.

Acknowledgments

Special thanks to Kurt Hornik (Vienna University) for its discussion about technical aspects; and to Roselyne Corbière (INRA - Rennes center) and Vincent Cellier (INRA - Dijon center) about comments on usage with the web platform; and to Jean-Noel Aubertot (INRA - Toulouse center) for its initiative about the BSV dataset construction. The methodology discussed in this paper has been supported by the VESPA grant from the French Ministry of Agriculture and BSN5 grant from French Ministry of National Education and Research.

References

- [1] E Agichtein and L Gravano. Snowball: Extracting relations from large plain-text collections. In *Proceedings of the fifth ACM conference on Digital libraries*, pages 85–94, 2000.
- [2] D Appelt, J Hobbs, J Bear, D Israel, and M Tyson. Fastus: a finite-state processor for information extraction from real-world text. In *Proceedings of the 13th International Joint Conference on Artificial Intelligence*, 1993.
- [3] A Barbosa-Silva, TG Soldatos, IL Magalh-es, GA Pavlopoulos, JF Fontaine, MA Andrade-Navarro, R Schneider, and JM Ortega. Laitor–literature assistant for identification of terms co-occurrences and relationships. *BMC Bioinformatics*, 1, 2010.
- [4] J Baumgartner, Z Lu, H Johnson, J Caporaso, J Paquette, A Lindemann, E White, O Medvedeva, K Cohen, and L Hunter. Concept recognition for extracting protein interaction relations from biomedical text. *Genome Biol*, 9(2), 2008.
- [5] A Berger, S Della Pietra, and V Della Pietra. A maximum-entropy approach to natural language processing. *Computational Linguistics*, 22(1), 1996.
- [6] D Bikel, S Miller, R Schwartz, and R Weischedel. Nymble: a high-performance learning name-finder. In *Proceeding ANLC '97 Proceedings of the fifth conference on Applied natural language processing*, pages 194–201, 1997.

- [7] W Black, F Rinaldi, and D Mowatt. Facile: Description of the ne system used for muc-7. In *Proceedings of 7th Message Understanding Conference, Fairfax, VA*, 1998.
- [8] C Blaschke, MA Andrade, C Ouzounis, and A Valencia. Automatic extraction of biological information from scientific text: protein-protein interactions. In *Proceedings of the Int Conf Intell Syst Mol Biol*, pages 60–67, 1999.
- [9] A Borthwick. *A Maximum Entropy Approach to Named Entity Recognition*. PhD Dissertation, 1999.
- [10] S Brin. Extracting patterns and relations from the world-wide web. In *Proceedings of on the 1998 International Workshop on Web and Databases (WebDB-98)*, 1998.
- [11] M Califf and R Mooney. Relational learning of pattern-match rules for information extraction. In *Proceedings of the Sixteenth National Conf. on Artificial Intelligence*, pages 328–334, 1999.
- [12] B Carpenter. Lingpipe for 99.99% recall of gene mentions. In *2nd BioCreative workshop. Valencia, Spain*, 2007.
- [13] HW Chun, Y Tsuruoka, JD Kim, R Shiba, N Nagata, T Hishiki, and JI Tsujii. Extraction of gene-disease relations from medline using domain dictionaries and machine learning. In *Proceedings of the Pacific Symposium on Biocomputing*, 2006.
- [14] M Craven and J Kumlien. Constructing biological knowledge bases by extracting information from text sources. In *Proceedings of the 7th International Conference on Intelligent Systems for Molecular Biology*, pages 77–86, 1999.
- [15] David Dahl and David Scott. rJava: Coerce data to LaTeX and HTML tables., 2014. R package version 1.7-4.
- [16] David Dahl and David Scott. xtable: Coerce data to LaTeX and HTML tables., 2014. R package version 1.7-4.
- [17] R Development Core Team. *R: A Language and Environment for Statistical Computing*. R Foundation for Statistical Computing, Vienna, Austria, 2015. ISBN 3-900051-07-0.
- [18] Ingo Feinerer and Kurt Hornik. tm: A framework for text mining applications within R., 2014. R package version 0.6.
- [19] Y Garten and RB Altman. Pharmspresso: a text mining tool for extraction of pharmacogenomic concepts and relationships from full text. *BMC Bioinformatics*, 10(2), 2009.
- [20] M Hearst. Automatic acquisition of hyponyms from large text corpora. In *14th International Conference on Computational Linguistics (COLING-1992)*, 1992.

- [21] J Hopcroft and J Ullman. *Introduction to Automata Theory, Languages and Computation*. Addison-Wesley, 1979.
- [22] Kurt Hornik. *openNLP: Apache OpenNLP Tools Interface.*, 2014. R package version 0.2-3.
- [23] httpBaumWelch. Baum-welch algorithm. Wikipedia, 2014.
- [24] httpBiocreative. biocreative database. website, 2014.
- [25] httpFactshunt. amount of webpages. httpFactshunt, 2014.
- [26] httpFreebase. Freebase database. website, 2014.
- [27] httpMUC. Message understanding conference. Wikipedia, 2014.
- [28] httpPest. Pest wikipedia. Wikipedia, 2014.
- [29] httpScienceDaily. Information availability. httpScienceDaily, 2013.
- [30] httpUnitex. Unitex tool. httpUnitex, 2014.
- [31] httpViterbi. Viterbi algorithm. httpViterbi, 2014.
- [32] httpWeb. Usage on internet. httpWeb, 2015.
- [33] httpWheat. Wheat wikipedia. Wikipedia, 2014.
- [34] httpYago. Yago database. website, 2014.
- [35] S Huffman. Learning information extraction patterns from examples. In *Proceedings Connectionist, Statistical, and Symbolic Approaches to Learning for Natural Language Processing*, pages 246–260, 1996.
- [36] T Jenssen, A Laereid, J Komorowski, and E Hovig. A literature network of human genes for high-throughput analysis of gene expression. *Nature Genetics*, 28(1), 2001.
- [37] Manu Konchady. *Building Search Applications: Lucene, LingPipe, and Gate*. Mustru Publishing (448 pp), 2008.
- [38] M Krallinger, F Leitner, C Rodriguez-Penagos, and A Valencia. A overview of the protein-protein interaction annotation extraction task of biocreative ii. *Genome Biology*, 9(2), 2008.
- [39] HU Krieger, C Spurk, H Uszkoreit, FY Xu, Y Zhang, F M-ller, and T Tolxdorff. Information extraction from german patient records via hybrid parsing and relation extraction strategies. In *Proceedings of the 9th International Conference on Language Resources and Evaluation (LREC-2014)*, 2014.
- [40] G Krupka. Sra: Description of the sra system as used for muc-6. In *Proceedings of the Sixth Message Understanding Conference*, pages 221–235, 1995.

- [41] SG Kumar and G Zayaraz. A maximum-entropy approach to natural language processing. *Journal of King Saud University - Computer and Information Sciences*, 2014.
- [42] J Lafferty, A McCallum, and F Pereira. Conditional random fields: Probabilistic models for segmenting and labeling sequence data. In *Proceedings of the ICML*, pages 282–289, 2001.
- [43] A McCallum, D Freitag, and F Pereira. Maximum entropy markov models for information extraction and segmentation. In *Proceedings of 17th International Conf. on Machine Learning*, 2000.
- [44] W McCulloch. A logical calculus immanent in nervous activity. *Bulletin of Mathematical Biophysics*, 5:115–133, 1943.
- [45] G Mealy. A method for synthesizing sequential circuits. *Bell System Tech. J.*, 34:1045–1079, 1955.
- [46] M Mintz, S Bills, R Snow, and D Jurafsky. Distant supervision for relation extraction without labeled data. In *Proceedings of the ACL*, 2009.
- [47] E Moore. *Gedanken-experiments on sequential machines*. dans Claude E. Shannon et John McCarthy (-diteurs), Automata Studies, Princeton, Princeton University Press, coll. - Annals of Mathematics Studies -, 1956.
- [48] LA Nielsen. Extracting protein-protein interactions using simple contextual features. In *Proceedings of BioNLP; New York, USA*, 2006.
- [49] Jeroen Ooms. *opencpu: The OpenCPU system for embedded scientific computing and reproducible research.*, 2014. R package version 1.4.5.
- [50] Jeroen Ooms, Duncan Temple Lang, and Lloyd Hilaiel. *jsonlite: A Robust, High Performance JSON Parser and Generator for R.*, 2014. R package version 0.9.14.
- [51] A Ozgur, B Cetin, and H Bingol. Co-occurrence network of reuters news. *International Journal of Modern Physics C*, 19(5), 2008.
- [52] L Peshkin and A Pfeffer. Bayesian information extraction network. In *Proceedings of 18th International Joint Conference on Artificial Intelligence (IJCAI), Acapulco, Mexico*, 2003.
- [53] K Raja, S Subramani, and J Natarajan. Ppinterfinder—a mining tool for extracting causal relations on human proteins from literature. *Database*, bas052, 2013.
- [54] E Riloff. Automatically constructing a dictionary for information extraction tasks. In *Proceedings of the Eleventh National Conference on Artificial Intelligence (AAAI-93)*, pages 811–816, 1993.

- [55] E Riloff. An empirical study of automated dictionary construction for information extraction in three domains. *Artificial Intelligence*, 85(1-2):101–134, 1996.
- [56] D Roth and W Yih. Probabilistic reasoning for entity & relation recognition. In *Proceedings of the 20th International Conference on Computational Linguistics*, 2002.
- [57] S Soderland. Learning information extraction rules for semi-structured and free text. *Machine Learning*, 34(1-3):233–272, 1999.
- [58] Nicolas Turenne. *Knowledge Needs and Information Extraction*. ISTE-WILEY, 2013.
- [59] Nicolas Turenne. *Handbook for corpus processing and textmining with R (Guide pratique d’Analyse de Corpus avec la plateforme R)*. to appear (250 pp), 2015.
- [60] Hadley Wickham. *stringr: Make it easier to work with strings.*, 2014. R package version 0.6.2.
- [61] Hadley Wickham and Winston Chang. *ggplot2: An implementation of the Grammar of Graphics.*, 2014. R package version 1.0.0.
- [62] Lee Wilkinson. *venneuler: Calculates and displays Venn and Euler Diagrams.*, 2014. R package version 1.1-0.
- [63] W Wong, W Liu, and M Bennamoun. Acquiring semantic relations using the web for constructing lightweight ontologies. In *Proceedings of the 13th Pacific-Asia Conference on Knowledge Discovery and Data Mining (PAKDD)*, pages 363–370, 2009.