

Anomalous magnetoconductivity and relaxation times in holography

Amadeo Jimenez-Alba¹, Karl Landsteiner², Yan Liu³ and Ya-Wen Sun⁴

*Instituto de Física Teórica UAM/CSIC, C/ Nicolás Cabrera 13-15,
Universidad Autónoma de Madrid, Cantoblanco, 28049 Madrid, Spain*

Abstract

We study the magnetoconductivity induced by the axial anomaly via the chiral magnetic effect in strongly coupled holographic models. An important ingredient in our models is that the axial charge is non-conserved beyond the axial anomaly. We achieve this either by explicit symmetry breaking via a non-vanishing non-normalisable mode of an axially charged scalar or using a Stückelberg field to make the AdS-bulk gauge field massive. The DC magnetoconductivities can be calculated analytically. They take a universal form in terms of gauge field mass at the horizon and quadratic dependence on the magnetic field. The axial charge relaxation time grows linearly with magnetic field in the large B regime. Most strikingly positive magnetoconductivity is still present even when the relaxation times are short $\tau_5 \approx 1/(\pi T)$ and the axial charge can not be thought of as an approximate symmetry. In the $U(1)_A$ explicit breaking model, we also observe that the chiral separation conductivity and the axial magnetic conductivity for the consistent axial current vanish in the limit of strong symmetry breaking.

¹Email: amadeo.j@gmail.com

²Email: karl.landsteiner@uam.es

³Email: yan.liu@csic.es

⁴Email: yawen.sun@csic.es

1 Introduction

Anomaly induced transport phenomena have been in the focus of much theoretical and experimental research lately. One particular example is the so-called chiral magnetic effect (CME) [1].⁵ It states that in the presence of an imbalance in the number of left-handed and right-handed charged fermions an electric current is generated in a magnetic field whose origin can be traced back to the presence of the axial anomaly

$$\partial_\mu J_5^\mu = \frac{c}{8} \epsilon^{\mu\nu\rho\sigma} F_{\mu\nu} F_{\rho\sigma} \quad (1.1)$$

with the anomaly constant $c = 1/(2\pi^2)$ for a single Weyl fermion. The chiral magnetic effect is most conveniently expressed in the form

$$\mathbf{J} = c\mu_5\mathbf{B}, \quad (1.2)$$

where the axial chemical potential μ_5 parametrises the imbalance in the number of left- and right-handed fermions. The subtleties in the interpretation of this formula have been discussed extensively in the literature [5, 6, 7]. Here it shall suffice to emphasise that μ_5 is a parameter that characterises a state in which the chiral imbalance has been induced in a dynamical way, e.g. via the very axial anomaly by switching on parallel electric and magnetic fields. Indeed such a field configuration will induce an axial charge whose Fourier transform is

$$\rho_5 = \frac{i}{\omega} c\mathbf{E} \cdot \mathbf{B}. \quad (1.3)$$

We also relate axial charge and axial chemical potential via an axial charge susceptibility $\mu_5 = \chi_5\rho_5$ and using (1.2) we obtain the electric field response in the current

$$J_i = \sigma_E E_i + \frac{i}{\omega} \frac{c^2 B_i B_j}{\chi_5} E_j. \quad (1.4)$$

Here σ_E denotes the quantum critical conductivity (also named as charge-conjugation symmetric conductivity, or Ohmic conductivity). In [8] this effect has been studied in both hydrodynamics and holography and the result indeed confirmed the above formula. It was found that the formula applies even in the large magnetic field regime in which the anomalous hydrodynamics of [3] is not applicable anymore. More precisely it turned out that σ_E became anisotropic and its longitudinal component is exponentially suppressed for large B , see (A.2). At the same time the axial susceptibility becomes linear in the magnetic field, consistent with the expectation of Landau level physics

⁵Early version of the CME have appeared in [2]. It has been derived in a variety of approaches ranging from hydrodynamics to the gauge gravity duality, e.g. [3, 4].

at weak coupling. The delta function peak indicated by the imaginary pole in (1.4) therefore showed a cross over to a scaling behaviour that was linear in B . This indeed is consistent with weak coupling results [9, 10, 11].

Thus if axial charge was conserved up to the axial anomaly this would result in a perfect superconductor. The pole in the imaginary part implies indeed a delta function singularity located at zero frequency in the real part via the Kramers-Kronig relation.

Alas nature seems to abhor axial symmetries even beyond the electromagnetic axial anomaly. Fermions are typically massive. Another way the axial symmetry is broken is via the QCD contribution to the anomaly.⁶ In both cases it is more realistic to allow for a non-conservation of the axial charge and introduce an axial charge relaxation time τ_5 . In this case the frequency is shifted $\omega \rightarrow \omega + i/\tau_5$ in (1.4) resulting in a finite DC magnetoconductivity

$$J_i = \sigma_E E_i + \tau_5 \frac{c^2 B_i B_j}{\chi_5} E_j. \quad (1.5)$$

In the studies up to now the relaxation time τ_5 has been introduced via a naive relaxation time approximation. Basically it was added “by hand” and did not represent dynamics inherent to the holographic system.

Recently a number of experiments on Dirac or Weyl-(semi-)metals have reported strong positive magnetoconductivity along the magnetic field [13, 14, 15, 16, 17]. They furthermore always show a quadratic dependence on the magnetic field strength.⁷ These materials are candidates for realising the axial anomaly in a solid state setup. They do however also have an intrinsic axial charge relaxation time since the axial charge is realised as an accidental low energy symmetry.

This motivates us to study the anomaly induced magnetoconductivity in models in which the relaxation time is an intrinsic property of the model. In particular we will concentrate on two models with different symmetry breaking mechanisms.

The first model uses a massless bulk gauge field for the axial current. We break the axial symmetry by introducing a tree level coupling to a non-normalisable mode of an axially charged scalar field. We chose the bulk mass of the scalar so that the dimension of the breaking parameter is one and can be interpreted as a mass M for the dual fermions. The weak coupling interpretation is now that the divergence of the

⁶We assume the electromagnetic fields to be external not dynamical contributions in the axial anomaly. Instabilities arising from dynamical gauge field have been discussed in [12].

⁷There is a regime for very small magnetic field in which the conductivity first decreases with magnetic field. This seems to be a disorder effect called “weak anti-localization” and most likely represents physics unrelated to the anomaly.

axial current is of the form

$$\partial_\mu J_5^\mu = M\bar{\psi}\gamma_5\psi + c_{\text{em}}\epsilon^{\mu\nu\rho\beta}F_{\mu\nu}F_{\rho\beta}. \quad (1.6)$$

Although the system has the same ingredients as a holographic superconductor its dynamics is quite different due to the fact that it is the non-normalisable mode that is non-vanishing. In particular the DC conductivity is finite and the quasinormal mode spectrum does not contain sound modes. The axial charge relaxation time is determined by the mass parameter M . When $\tau_5 T \gg 1$ we can think of the axial symmetry as approximately conserved. In this regime we indeed find linear scaling of the susceptibility and at the same time linear scaling of the relaxation time τ_5 with large magnetic field. Consequently the magnetoconductivity scales quadratic with magnetic field which is at odds with the naive relaxation time approximation that assumes independence of τ_5 on B . When $\tau_5 T \simeq 1$ we do not really have justification anymore to think of the axial charge as approximately conserved. Generically the quasinormal frequencies for non-conserved operators have imaginary values of the order of T and therefore there is no hierarchy between the relaxation of the axial charge and a generic perturbation. In this regime the derivation of the magnetoconductivity (1.5) outlined above becomes invalid. Somewhat surprisingly we still find a magnetoconductivity that depends quadratically in the magnetic field strength in this regime! In fact we can find an exact analytic expression for the magnetoconductivity that confirms the exact quadratic dependence on the magnetic field for all values of the charge relaxation time.

The second model uses a massive gauge field. As is well-known global symmetries correspond to massless gauge field in holography. The mass of the gauge field gives the dual current operator an anomalous dimension $\Delta = -1 + \sqrt{1 + m^2}$. Since conformal symmetry implies that the dimension of a conserved current is precisely d in $d + 1$ dimensions this means that a massive gauge field corresponds to a non-conserved vector operator in a conformal theory. In QCD the axial anomaly for $U(1)_A$ receives not only electromagnetic but also a gluonic contribution. Holography effectively replaces the gluon dynamics by gravity in anti-de Sitter space. It has been argued some time ago in [18] that the gravity dual of this gluonic contribution to the anomaly is a Stückelberg mass term for a vector field. Therefore the divergence of the axial current is dual to the weak coupling form

$$\partial_\mu J_5^\mu = \epsilon^{\mu\nu\rho\beta} \left(c_{\text{em}} F_{\mu\nu} F_{\rho\beta} + c_{\text{strong}} \text{tr} (G_{\mu\nu} G_{\rho\beta}) \right) \quad (1.7)$$

where the anomaly coefficients c_{em} and c_{strong} depend on the fermion spectrum.⁸ An-

⁸In particular to make sure that the gluonic contribution is not subleading in the supergravity limit one needs to assume typically Veneziano limit with the number of flavor to be of the same order as the number of colours [19].

other way of viewing such models is by noting that the anomaly is a dimension four operator and therefore should couple to a marginal scalar field, this is the Stückelberg field. One might also include another real scalar field that can serve as the dilaton, the source for the kinetic term of the non-abelian gauge fields, which also would allow to break the underlying conformal symmetry via a dilaton flow. Such models have already been introduced and studied in [19, 20]. We will refine that analysis of the magnetoconductivity of [20]. We find an analytic result for the magnetoconductivity and it turns out that it is of the same form as for the previous model, except that now the mass of the gauge field is constant throughout the bulk spacetime. Again the magnetic field dependence is quadratic independently of the value of the gauge field mass. We also calculate the magnetic field dependence of the axial relaxation time and the axial charge susceptibility. Whereas the relaxation time shows linear dependence in B the susceptibility has a scaling that is determined by the dimension of the axial current $B^{1+\Delta}$. This is an indication that for this model the simple hydrodynamic reasoning does not apply straightforwardly since it would predict a dependence of the form τ_5/χ_5 . We also emphasise that when the current operator has dimension $3 + \Delta$ the source for the time component J_5^0 is not an axial chemical potential but rather a true coupling in the theory.

This paper is organised as follows: in section 2 we study the model with an axially charged scalar field. We switch on a non-normalisable mode that serves as an axial symmetry breaking parameter (fermion mass). We compute the magnetoconductivity analytically and check the expression numerically. We numerically study the large B behaviour of the relaxation time and the axial susceptibility and find linear scaling for both in the regime $T\tau_5 \gg 1$. This is the regime in which the hydrodynamic reasoning applies and it indicates indeed quadratic dependence of the magnetoconductivity on B . In the regime $T\tau_5 \simeq 1$ hydrodynamics does not apply anymore since the axial charge is not even approximately conserved but the analytic formula is of course still valid in this regime. In section 3 we study the model with a Stückelberg axion. We find the analytic result for the magnetoconductivity and check it numerically. In this model we can also find an analytic result for the axial charge susceptibility. It shows scaling with $B^{1+\Delta}$ for large B . Numerically we also find linear scaling in B of the axial charge relaxation time. In section 4 we present a comparison of the two models and an alternative derivation of the DC conductivity based on near far matching method. We finish in section 5 with a discussion of our results. Technical details of the calculations are summarised in the appendix.

2 Holographic $U(1)_A$ explicit breaking model

It has long been known that for a chiral anomalous fluid in presence of magnetic field, a large longitudinal magnetoconductivity due to the chiral anomaly is induced. [9, 10, 11]. In a previous study in the framework of hydrodynamics [8], in order to get a finite longitudinal DC magnetoconductivity, it was necessary to include energy, momentum and also (axial) charge dissipation. However, in the limit of zero densities (i.e. $\mu/(\epsilon + p) = \mu_5/(\epsilon + p) = 0$), axial charge dissipation alone suffices to give a finite value.

In this section, we consider the holographic axial charge dissipation effect in the magnetoconductivity by breaking the axial charge $U(1)_A$ symmetry with a scalar source. We will also introduce two $U(1)$ symmetries and because the electric $U(1)_V$ symmetry is still conserved, the scalar field only couples to the axial gauge field in the bulk. In this way the anomaly caused buildup of axial charge will be compensated by the dissipation sourced by this scalar operator resulting in a finite DC longitudinal magnetoconductivity. We will consider the following action⁹

$$S = \int d^5x \sqrt{-g} \left[\frac{1}{2\kappa^2} (R + 12) - \frac{1}{4} \mathcal{F}^2 - \frac{1}{4} F^2 + \frac{\alpha}{3} \epsilon^{\mu\nu\rho\sigma\tau} A_\mu (F_{\nu\rho} F_{\sigma\tau} + 3\mathcal{F}_{\nu\rho} \mathcal{F}_{\sigma\tau}) - (D_\mu \Phi)^* (D^\mu \Phi) - m_s^2 \Phi^* \Phi \right] \quad (2.1)$$

with

$$\mathcal{F}_{\mu\nu} = \partial_\mu V_\nu - \partial_\nu V_\mu, \quad F_{\mu\nu} = \partial_\mu A_\nu - \partial_\nu A_\mu, \quad D_\mu = \nabla_\mu - iqA_\mu$$

where the gauge fields V_μ and A_μ correspond to the vector and axial $U(1)$ currents respectively and Φ is a complex scalar field with mass m_s . Similar models have been studied before in e.g. [21, 22] to describe the dual anomalous superconductor with $U(1)_V \times U(1)_A$ symmetry where a charged scalar field is introduced to spontaneously break $U(1)_V$ while not $U(1)_A$. In this paper we shall turn on a non-zero source associated to the dual scalar operator in order to break the $U(1)_A$ symmetry explicitly, which introduces an *axial charge dissipation* mechanism in our system.

Note that we do have a conserved current associated to $U(1)_V$, which means that the electric charge is always conserved. With the mass term for the scalar field, the dual scalar operator has a scaling dimension $\Delta_\Phi = 2 \pm \sqrt{4 + m_s^2}$ and to make sure that the scaling dimension of the axial current does not change, m_s^2 has to be negative and above the BF bound (i.e. $-4 \leq m_s^2 < 0$). Without loss of generality, in the following we will choose $m_s^2 = -3$, which is the most appropriate value as at this mass the scalar

⁹We have set the curvature scale $L = 1$.

operator reproduces exactly the scaling dimension of the mass term for free fermions.¹⁰ Thus the conformal dimension of the dual scalar operator is 3 and the corresponding source is of dimension 1. This reminds us to the four dimensional free massive fermion systems.

We will study the system in the probe limit, which means only axial charge dissipation is required to get a finite longitudinal DC magnetoconductivity. In the probe limit, fields live in the Schwarzschild black hole background in the bulk

$$ds^2 = r^2(-f(r)dt^2 + dx^2) + \frac{dr^2}{r^2 f(r)}, \quad f(r) = 1 - \frac{r_0^4}{r^4}, \quad (2.2)$$

with the dual thermodynamical quantities

$$\epsilon = 3r_0^4, \quad s = 4\pi r_0^3, \quad T = \frac{r_0}{\pi}.$$

The equations of motion for these matter fields in the Schwarzschild- AdS_5 background are

$$\nabla_\nu \mathcal{F}^{\nu\mu} + 2\alpha \epsilon^{\mu\tau\beta\rho\sigma} F_{\tau\beta} \mathcal{F}_{\rho\sigma} = 0, \quad (2.3)$$

$$\nabla_\nu F^{\nu\mu} + \alpha \epsilon^{\mu\tau\beta\rho\sigma} (F_{\tau\beta} F_{\rho\sigma} + \mathcal{F}_{\tau\beta} \mathcal{F}_{\rho\sigma}) + iq(\Phi(D^\mu\Phi)^* - \Phi^*(D^\mu\Phi)) = 0, \quad (2.4)$$

$$D_\mu D^\mu \Phi - m_s^2 \Phi = 0. \quad (2.5)$$

Let us briefly comment on the Ward identity for the current. The dual *consistent* currents are obtained as the variation of the total action with respect to the gauge fields,

$$J_{(\text{con})}^\mu = \lim_{r \rightarrow \infty} \sqrt{-g} \left(\mathcal{F}^{\mu r} + 4\alpha \epsilon^{r\mu\beta\rho\sigma} A_\beta \mathcal{F}_{\rho\sigma} \right) + \text{c.t.}, \quad (2.6)$$

$$J_{5(\text{con})}^\mu = \lim_{r \rightarrow \infty} \sqrt{-g} \left(F^{\mu r} + \frac{4\alpha}{3} \epsilon^{r\mu\beta\rho\sigma} A_\beta F_{\rho\sigma} \right) + \text{c.t.}. \quad (2.7)$$

From the on-shell condition, we have

$$\partial_\mu J_{(\text{con})}^\mu = 0, \quad (2.8)$$

$$\partial_\mu J_{5(\text{con})}^\mu = \lim_{r \rightarrow \infty} \sqrt{-g} \left(-\frac{\alpha}{3} \epsilon^{r\mu\beta\rho\sigma} (F_{\mu\beta} F_{\rho\sigma} + 3\mathcal{F}_{\mu\beta} \mathcal{F}_{\rho\sigma}) - iq[\Phi(D^r\Phi)^* - \Phi^*(D^r\Phi)] \right) + \text{c.t.}. \quad (2.9)$$

¹⁰Of course the properties of the holographic system could be far away from the free massive fermion system. However it is very intriguing that we do find some similar properties of our holographic model compared to free Fermi gas picture. This is similar to the fermionic holographic case with special mass of the probe fermion such that the dimension of the dual fermionic operator approaches that of a free fermion where the dual system has Fermi surface but not exactly Landau's Fermi liquid theory [23, 24].

The counterterm contribution is not explicitly shown because it does not add any valuable information. The last term in (2.9) contributes to the 1-point function only if the non-normalisable mode of the scalar field is switched on. It is tempting to interpret it as the contribution of the fermion mass to the Ward identity via $M\bar{\psi}\gamma^5\psi$. The *covariant* version the current is obtained by removing the Chern-Simons term from (2.6 - 2.7), i.e.

$$J^\mu = \lim_{r \rightarrow \infty} \sqrt{-g} \mathcal{F}^{\mu r} + \text{c.t.}, \quad (2.10)$$

$$J_5^\mu = \lim_{r \rightarrow \infty} \sqrt{-g} F^{\mu r} + \text{c.t.}. \quad (2.11)$$

Since the covariant current is the one which has been widely used in the framework of hydrodynamics, we will use the covariant current in most parts of our paper and briefly comment on the behaviour of the consistent current in subsection 2.3.

2.1 Background in the probe limit

Since we are going to study the magneto response, we turn on a background magnetic field in the $U(1)_V$ sector. We consider the following background with non zero components:

$$V_\mu = (V_t(r), By, 0, V_z(r), 0), \quad A_\mu = (A_t(r), 0, 0, A_z(r), 0), \quad \Phi(r) = \phi(r). \quad (2.12)$$

It is useful to note that this ansatz is invariant under transformation $(r, r_0, V_t, V_z, A_t, A_z) \rightarrow b^{-1}(r, r_0, V_t, V_z, A_t, A_z)$, $(t, x, y, z) \rightarrow b(t, x, y, z)$ and $B \rightarrow b^{-2}B$. We can set r_0 to be 1 by choosing $b = r_0$. Plugging this ansatz into the equations (2.3 - 2.5) we obtain five second order ODEs for five unknown real functions V_t, V_z, A_t, A_z, ϕ . The equations can be found in (A.4 - A.8) of the appendix A.2. We can furthermore reduce them into four second order ODEs as (A.9), (A.5), (A.6) and (A.8) for four functions V_t, ϕ, A_t, A_z . Once we have the solutions for these four fields, V_z is totally fixed by imposing normalisable boundary condition.

For $m_s^2 = -3$, near the conformal boundary $r \rightarrow \infty$ we have

$$V_t \simeq \mu - \frac{\rho}{2r^2}, \quad (2.13)$$

$$\phi \simeq \frac{M}{r} \left(1 + \frac{\lambda_1}{r^2} \ln r \right) + \frac{\varphi}{r^3}, \quad (2.14)$$

$$A_t \simeq \mu_5 \left(1 + \frac{\mu_1}{r^2} \ln r \right) - \frac{\rho_5}{2r^2}, \quad (2.15)$$

$$A_z \simeq s_0 \left(1 + \frac{s_1}{r^2} \ln r \right) + \frac{s_2}{r^2} \quad (2.16)$$

with $\lambda_1 = \frac{1}{2}(\mu_5^2 - s_0^2)q^2$, $\mu_1 = s_1 = -q^2M^2$. The interpretation for the boundary value is the following: μ, μ_5 are the chemical potential and axial chemical potential respectively.

M is the source of the scalar operator which explicitly breaks the $U(1)_A$ symmetry and the corresponding response can be obtained to be $\mathcal{O} = \frac{\delta S_{\text{ren}}}{\delta M} = 2\varphi$.¹¹ The parameter $s_0 = 0$ is the analogue of a superfluid velocity. In our context it can also be interpreted as the holographic analogue of the separation of the Weyl nodes in momentum space of a Weyl semi-metal.

For this system, the solutions of four second order ODEs (A.9), (A.5), (A.6) and (A.8) are specified by eight integration constants, which correspond to the eight independent parameters at the conformal boundary $\mu, \rho, \mu_5, \rho_5, M, \varphi, s_0, s_2$. Near the horizon, there are four independent parameters $A'_t(r_0), V'_t(r_0), A_z(r_0), \phi(r_0)$ after specifying regular horizon boundary conditions for A_t, V_t, ϕ and A_z . Thus for fixed values of m_s^2, q , we have a *four*-parameter family of black hole solutions, which correspond to μ, μ_5, M, s_0 .

For our purpose of breaking the axial charge conservation symmetry explicitly at the boundary, we focus on solutions with nonzero M , which sources this explicit breaking of axial charge conservation. Solutions with finite chemical potential μ and axial chemical potential μ_5 can only be obtained numerically. In fact, as we already know from [8], the infinite axial charge transfer due to chiral anomaly exists even at both $\mu = 0$ and $\mu_5 = 0$. Thus in this paper we will mainly focus on the $\mu = \mu_5 = 0$ case and sometimes also the $\mu = 0, \mu_5 \neq 0$ and $\mu_5 = 0, \mu \neq 0$ cases for simplicity. We also set the parameter $s_0 = 0$. In the following we list the bulk background solutions for $\mu = \mu_5 = 0, \mu = 0, \mu_5 \neq 0$ and $\mu_5 = 0, \mu \neq 0$ respectively.

- The solution for $\mu = \mu_5 = 0$ can be obtained easily by choosing $V_t = V_z = A_t = A_z = 0$ and in this case we can still have non trivial solution for ϕ with source M . ϕ can be solved to be

$$\phi = \frac{M}{T} \left(\frac{2}{\pi} \right)^{3/2} \frac{r_0 \Gamma[3/4]}{r \Gamma[1/4]} \text{EllipticK} \left[\frac{1 - \frac{r_0^2}{r^2}}{2} \right], \quad (2.18)$$

where the function EllipticK gives the complete elliptic integral of the first kind. As $\mu = \mu_5 = 0$, the response of the scalar operator is completely determined by the source M and we have

$$\frac{M}{\phi_0} = \frac{\Gamma[1/4]}{\sqrt{2\pi}\Gamma[3/4]} r_0 \simeq 1.18r_0, \quad \frac{\mathcal{O}}{M} = -\frac{\Gamma[3/4]^2}{4\Gamma[5/4]^2} r_0^2 \simeq -0.456r_0^2, \quad (2.19)$$

¹¹Note that $S_{\text{ren}} = S + S_{\text{c.t}}$ where the counterterm for this special mass is

$$S_{\text{c.t}} = \int_{\text{bnd}} d^4x \sqrt{-\gamma} \left(-|\Phi|^2 + \frac{1}{2}(\log r^2 - 1) \left[\frac{1}{4}F^2 + \frac{1}{4}\mathcal{F}^2 + |D_\mu \Phi|^2 \right] \right) \quad (2.17)$$

and $\gamma_{\mu\nu}$ is the induced metric near the boundary.

with M, \mathcal{O} the source and response associated to the scalar operator and ϕ_0 the horizon value of the scalar field. In this case note that for $M = 0$ we only have the trivial solution $\phi = 0$.

- The second simple while interesting solution is for $V_t = A_z = 0$ while $A_t, V_z \neq 0$ (i.e. $\mu = 0, \mu_5 \neq 0$). In this case solutions are governed by the equations (A.9) and (A.8) and we can solve the system numerically. The plot for the scalar response as a function of T or μ_5 can be found in Fig. 1 for several fixed values of source M . In this case, when $M = 0$ there can be nontrivial solutions below a certain critical temperature T_c , which correspond to spontaneous symmetry breaking. For $T > T_c$ and $M = 0$, the $U(1)_A$ symmetry is not broken and we have the same configuration as [8]. When $\mu_5/T \rightarrow 0$, the system becomes the previous case with $\mu = \mu_5 = 0$. We have checked that the numerical solutions for the response in this limit satisfy precisely the relation (2.19).

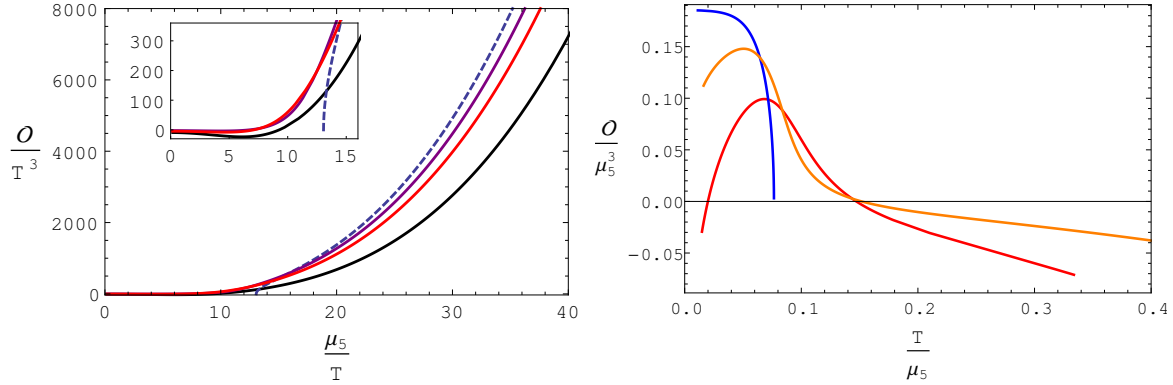


Figure 1: The response \mathcal{O} as a function of T and μ_5 for different sources M . Left: Fixing T and B to be $8B\alpha/(\pi^2T^2) = 0.1$ and varying μ_5 for $qM/T = 0$ (blue), 0.5 (purple), 1 (red) and 2 (black). Right: Fixing μ_5 and varying T and B at the same time with fixed ratio $8B\alpha/(\pi^2T^2) = 0.1$, $qM/\mu_5 = 0$ (blue), 0.04 (orange), 0.1 (red).

- The third kind of simple while interesting solutions is for $A_t = V_z = 0$ while in general V_t, A_z non zero (i.e. $\mu_5 = 0, \mu \neq 0$). In this case for $M = 0$ the solution for ϕ will be trivial despite $\mu \neq 0$: no solution with spontaneous symmetry breaking will exist due to the zero axial chemical potential. The solutions of ϕ for $M \neq 0$ are different from the solutions in the $\mu = \mu_5 = 0$ case due to nonzero A_z for $B \neq 0$ case and the solutions can be obtained numerically, which we will not give in detail here. When $B = 0$ we have a simple solution $V_t = \mu(1 - \frac{r_0^2}{r^2}), V_z = A_t = A_z = 0$ and ϕ is the same as (2.18).

In the following, we will mainly consider the magnetoconductivity¹² for the first case,

¹²Recently the magnetoconductivity has been widely studied in e.g. [25, 26, 27, 28, 29] for

i.e. $\mu = \mu_5 = 0$ and will comment on the other two cases as well for Hall conductivity and the anomalous transport. A detailed study of the most general cases will be reported in a follow up work.

2.2 Magnetoconductivity and relaxation time

Without any axial charge dissipation, we know that the dual anomalous system will have an infinite DC longitudinal conductivity in presence of a background magnetic field [8]. To show that our explicit breaking $U(1)_A$ model indeed encodes the axial charge dissipation, we need to compute the electric conductivity and the axial charge relaxation time. We consider the following fluctuations at zero momentum on top of the background (2.12)

$$\delta V_\mu = v_\mu(r)e^{-i\omega t}, \quad \delta A_\mu = a_\mu(r)e^{-i\omega t}, \quad \delta\Phi = \Phi_1(r, t) + i\Phi_2(r, t) = (\phi_1 + i\phi_2)e^{-i\omega t}.$$

For the purpose of calculating the electric conductivity, we will impose the sourceless boundary condition for $\delta\Phi$ and δA_μ while $\delta E_z = i\omega v_z$ at the boundary. We can always choose the gauge $v_r = a_r = 0$ (or $v_r = \phi_2 = 0$) using the fact that the equations in the bulk are invariant under the transformation

$$\delta V_\mu \rightarrow \delta V_\mu + \partial_\mu \Lambda_1, \quad \delta A_\mu \rightarrow \delta A_\mu + \partial_\mu \Lambda, \quad \Phi_1 \rightarrow \Phi_1 - q\Lambda\Phi_2, \quad \Phi_2 \rightarrow \Phi_2 + q\Lambda(\phi + \Phi_1). \quad (2.20)$$

Note that in the gauge transformations above, the order of the gauge transformations should be at the level of perturbations, thus the terms $q\Lambda\Phi_2$ and $q\Lambda\Phi_1$ can be ignored as they are second order in perturbations. For these fluctuations at zero momentum, the equations for the longitudinal fluctuations $a_t, v_z, v_t, v_z, \phi_1, \phi_2$ and transverse fluctuations a_x, a_y, v_x, v_y decouple from each other. In the $\mu = \mu_5 = 0$ background, the fluctuation ϕ_1 also decouples from other longitudinal modes, which means that only the fluctuation of the phase mode $\phi_2/(q\phi)$ plays a role here. These equations can be found in appendix A.3.1 and A.3.2. We will focus on the longitudinal fluctuations to study the effect of axial charge dissipations on the longitudinal magnetoconductivity in this paper. The discussion on transverse magnetoresistivity and Hall conductivity can be found in appendix A.3.2.

AdS₄/CFT₃ with momentum dissipations. The *longitudinal* magnetoconductivity is generally monotonically non-increasing as a function of the magnetic field [30], i.e. positive magnetoresistivity. Though there can be exceptions, e.g. systems with paramagnetic impurities can have isotropic positive magnetoconductivity, which is caused by B dependent scatterings. Here we wish to emphasise that the negative (anisotropic) longitudinal magneoresistivity is driven by axial anomaly and can be the smoking gun for the existence of axial anomaly.

For the case $\mu = \mu_5 = 0$ (i.e. $A_t = A_z = V_t = V_z = 0$), we have three independent equations of motion for a_t, v_z, ϕ_2 as follows

$$a_t'' + \frac{3}{r}a_t' - \frac{2q^2\phi^2}{r^2f}a_t + \frac{8B\alpha}{r^3}v_z' - i\omega\frac{2q\phi\phi_2}{r^2f} = 0, \quad (2.21)$$

$$\omega a_t' + \frac{8B\alpha\omega}{r^3}v_z + 2iqr^2f(-\phi_2\phi' + \phi\phi_2') = 0, \quad (2.22)$$

$$v_z'' + \left(\frac{3}{r} + \frac{f'}{f}\right)v_z' + \frac{\omega^2}{r^4f^2}v_z + \frac{8B\alpha}{r^3f}a_t' = 0. \quad (2.23)$$

Note that the second equation is the equation of motion for a_r and is of first derivative in the fields. The second order equation for ϕ_2 (i.e. the last equation in appendix A.3.1 with $A_t = A_z = 0$) consistently follows from (2.21), (2.22) and the background equation of ϕ . One immediate observation is that $\Sigma_5 = 0$ which is defined as the response of J_{Az} to the electric field E_z and this result is the same as the case without axial charge dissipation [8].

When $r \rightarrow \infty$, we have

$$v_z = v_z^{(0)} + \frac{v_z^{(1)}}{r^2} \ln r + \frac{v_z^{(2)}}{r^2}, \quad a_t = a_t^{(0)} + \frac{a_t^{(1)}}{r^2} \ln r + \frac{a_t^{(2)}}{r^2}. \quad (2.24)$$

From (2.22), we have

$$\phi_2 = q\phi\left(c_0 - \int_r^\infty \frac{i\omega(r^3a_t' + 8B\alpha v_z)}{2q^2r^5f\phi^2}\right), \quad (2.25)$$

where c_0 is an integration constant which can be chosen to be zero considering the sourceless boundary condition for ϕ_2 . Thus when $r \rightarrow \infty$, we have

$$\phi_2 = q\phi\left(c_0 + \frac{i\omega a_t^{(1)}}{2q^2M^2} \frac{\ln r}{r^2} + \frac{i\omega(2a_t^{(2)} - 8B\alpha v_z^{(0)})}{4r^2q^2M^2}\right). \quad (2.26)$$

From (2.21) and (2.23), we have $a_t^{(1)} = -q^2M^2a_t^{(0)} - i\omega q^2M^2c_0$ and $v_t^{(1)} = \frac{\omega^2}{2}v_t^{(0)}$, which show that the boundary constants $a_t^{(1)}, v_t^{(1)}$ are fully determined by $a_t^{(0)}$ and $v_t^{(0)}$. Note that we always use the combination $\phi_2/(q\phi)$ which is in fact the phase mode fluctuation $-\theta(r)$ if we write $\delta\phi = \phi(r)e^{i\theta(r)}$.

To get the magnetoconductivity by solving (2.21 - 2.23), we impose infalling boundary conditions for v_z, a_t, ϕ_2 at the horizon and sourceless condition for a_t, ϕ_2 at the conformal boundary, i.e. $c_0 = a_t^{(0)} = 0$. At the horizon, the infalling boundary conditions

give

$$\begin{aligned}
v_z &= (r - r_0)^{-\frac{i\omega}{4r_0}} \left(v_{(0)} - \frac{8B\alpha a_{(1)}(4r_0 - i\omega) + v_{(0)}\omega(\omega - 2ir_0)}{8r_0^2(2r_0 - i\omega)}(r - r_0) + \dots \right), \\
a_t &= (r - r_0)^{-\frac{i\omega}{4r_0}} \left(a_{(1)}(r - r_0) + \dots \right), \\
\phi_2/(q\phi) &= (r - r_0)^{-\frac{i\omega}{4r_0}} \left(-\frac{\pi\Gamma[1/4]^2(a_{(1)}r_0^2(4r_0 - i\omega) + 32B\alpha v_{(0)})}{16q^2r_0^3\Gamma[3/4]^2(M/T)^2} + \dots \right),
\end{aligned} \tag{2.27}$$

where the dots denote terms which are higher order corrections.

In numerics, notice that we have only two linearly independent solutions for (2.21 - 2.23) which are fully determined by the near horizon values $a_{(1)}, v_{(0)}$. Using the fact that the system is invariant under the residual symmetry $a_t \rightarrow a_t + i\omega\Lambda$, $\phi_2 \rightarrow \phi_2 - q\Lambda\phi$, where Λ is a constant independent of r , we will be able to generate solutions with $c_0 = 0$ for each independent numerical solution. Then we can use their linear combination to set $a_t^{(0)} = 0$ in numerical calculations [31].

We will identify the coefficient in front of $1/r^2$ of the fall-offs of v_z as the dual response, i.e. we are using the covariant current with $\langle J_z J_z \rangle_R = \frac{2v_z^{(2)}}{v_z^{(0)}}$.¹³ We plot the AC longitudinal magnetoconductivity in Fig. 2. We find that the Drude peak behaviour becomes less obvious if we increase strength of $U(1)_A$ breaking M or decrease the magnetic field B . The appearance of the Drude peak is caused by the quasinormal mode with purely imaginary frequency $\omega = -i/\tau_5$ approaching the real axis. Since we expect no new quasinormal modes to appear or vanish upon varying the magnetic field a sum rule of the form

$$\frac{d}{dB} \int_0^\infty \text{Re}[\sigma(\omega, B)] d\omega = 0, \tag{2.28}$$

is suggested to hold. By considering differences between AC conductivities at different values of the magnetic field we have checked numerically that this sum rule indeed holds.

2.2.1 DC conductivity: negative magnetoresistivity

From the hydrodynamic calculations in [8] the formula for the *longitudinal* magnetoconductivity in the $\frac{\mu}{\epsilon+p} = \frac{\mu_5}{\epsilon+p} = 0$ limit is¹⁴

$$\sigma = \sigma_E + \frac{i}{\omega + \frac{i}{\tau_5}} \frac{(8B\alpha)^2}{\chi_5}, \tag{2.29}$$

¹³Note that we chose the renormalisation scheme (2.17) such that the response is totally determined by the coefficient of the subleading term.

¹⁴In order that we can treat J_A^μ as an approximately “conserved” quantity, we should have $\tau_5 T \gg 1$. We also use the fact that the anomaly constant $c = 8\alpha$ for the covariant current.

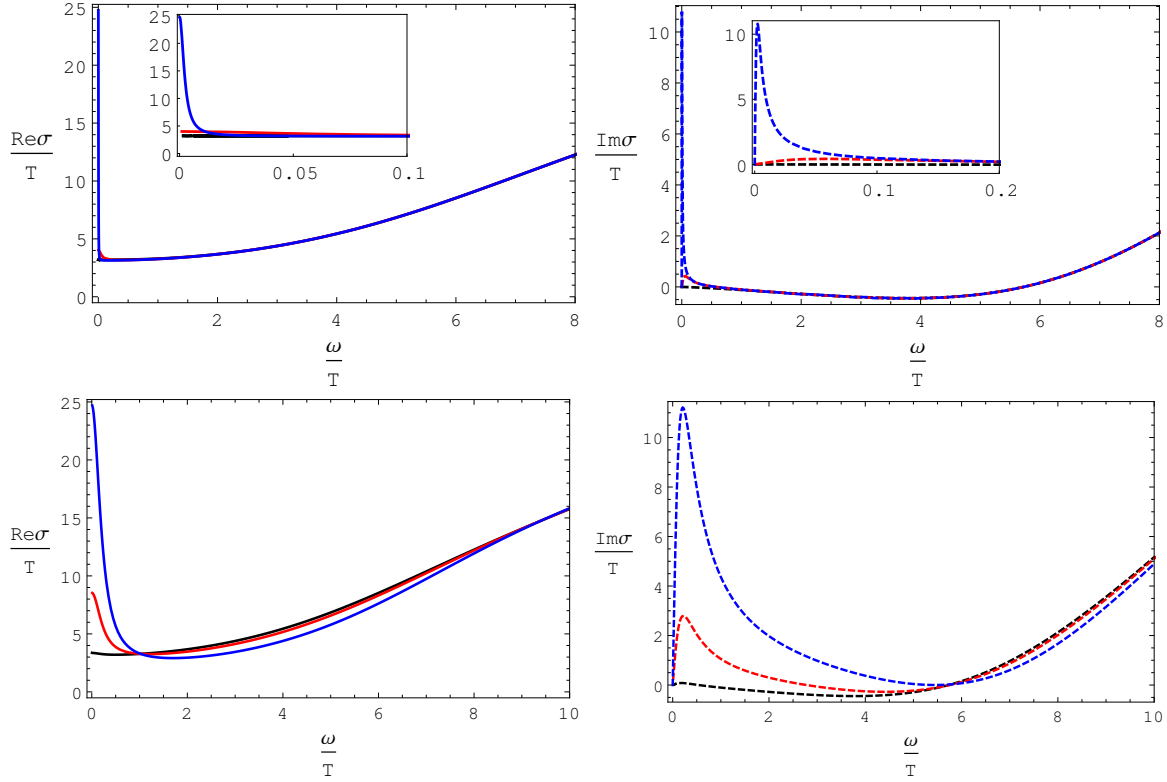


Figure 2: The behaviour of both real and imaginary parts of AC longitudinal magnetoconductivity as a function of ω/T for different values of the source qM/T and the magnetic field $8B\alpha/\pi^2T^2$. Top plots: $8B^2\alpha^2/(\pi^2T^2) = 0.1$ with $qM/T = 2$ (black), 0.5 (red), 0.1 (blue). Bottom plots: $qM/T = 1$, with $8B^2\alpha^2/(\pi^2T^2) = 1$ (blue), 0.5 (red), 0.1 (black). We found that the Drude behaviour becomes less obvious (or equivalently τ_5 decreases) when we increase strength of $U(1)_A$ breaking M or decrease the magnetic field B . Moreover we have checked numerically that the sum rule $\frac{d}{dB} \int_0^\infty \text{Re}[\sigma(\omega, B)] d\omega = 0$ holds.

where $\chi_5 = \frac{\partial \rho_5}{\partial \mu_5}$ denotes the static axial susceptibility and τ_5 is the axial relaxation time. In the probe limit, as long as we have axial charge dissipation the resulting DC conductivity will be finite. The most straightforward way to see the effect of axial charge dissipation in the longitudinal magnetoconductivity is to go to the DC limit directly and in this limit we have

$$\sigma = \sigma_E + \frac{(8B\alpha)^2 \tau_5}{\chi_5}. \quad (2.30)$$

Note that this hydrodynamic formula only applies in the hydrodynamic limit $\tau_5 T \gg 1$, however, holographic calculations below will apply even beyond this hydrodynamic limit.

Instead of obtaining the DC conductivity by studying the AC conductivity and

then considering its $\omega \rightarrow 0$ limit, there is an analytic way to directly obtain the DC conductivity following [32]¹⁵ using radially conserved quantities [33]. The idea is to perform the holographic calculations for conductivity in the exact DC limit, i.e. $\omega = 0$. Then we can consider the following perturbations around (2.12):¹⁶

$$\delta V_\mu = (v_t(r), 0, 0, -Et + v_z(r), 0), \quad \delta A_\mu = (a_t(r), 0, 0, a_z(r), a_r(r)), \quad \delta \phi = \phi_1(r) + i\phi_2(r). \quad (2.31)$$

Substituting these perturbations into the equations (2.3 - 2.5) we obtain their equations which can be found in the appendix A.3.3. Note that these equations do not depend on the background fields V_t, V_z . For zero axial density solution $\mu_5 = 0$, i.e. $A_t = V_z = 0$, we have

$$a_t'' + \frac{3}{r}a_t' - \frac{2q^2\phi^2}{r^2f}a_t + \frac{8B\alpha}{r^3}v_z' = 0, \quad (2.32)$$

$$v_z'' + \left(\frac{3}{r} + \frac{f'}{f}\right)v_z' + \frac{8B\alpha}{r^3f}a_t' = 0. \quad (2.33)$$

Near conformal boundary $r \rightarrow \infty$, we have

$$a_t = a_t^{(0)} + \frac{a_t^{(1)}}{r^2} \ln r + \frac{a_t^{(2)}}{r^2} + \dots, \quad v_z = v_z^{(0)} + \frac{v_z^{(2)}}{r^2} + \dots \quad (2.34)$$

with $a_t^{(1)} = -a_t^{(0)}q^2M^2$. From the equation (2.33) we have the conserved quantity along the radial direction $J = -r^3fv_z' - 8B\alpha a_t$ with $\partial_r J = 0$, which means $J|_{r \rightarrow \infty} = J|_{r \rightarrow r_0}$. When $r \rightarrow \infty$, we impose the sourceless boundary condition for a_t , i.e. $a_t^{(0)} = 0$. Thus the electric current which is the response of the external electric field can now be calculated at the horizon to be $j = J|_{r \rightarrow \infty} = J|_{r \rightarrow r_0}$.

The next thing that we need to do is to get $J|_{r \rightarrow r_0}$ from the near horizon boundary conditions. At the horizon we have

$$v_z = -\frac{E}{4\pi T} \ln(r - r_0) + \dots, \quad (2.35)$$

$$a_t = -\frac{2E(8B\alpha)}{(4\pi T)q^2r_0^2\phi_0^2} + \dots. \quad (2.36)$$

Note that near horizon the coefficient of the subleading term in a_t is a free parameter which is precisely the shooting parameter that can be used to determine the sourceless condition for a_t near boundary. Also note that the near boundary condition (2.36)

¹⁵For a recent application and development of this method see e.g. [25, 27]. As will be shown in the subsection 4.2, this DC method in our case is equivalent to directly taking the $\omega \rightarrow 0$ limit for small ω AC conductivity obtained from near-far matching calculations.

¹⁶Note that one can also work in the radial gauge $a_r = 0$ and the same results should be obtained. Here we include a_r in order to totally ignore equations related to ϕ_2 .

seems to be inconsistent with (2.27), however, this is due to the different gauge: if we work in the gauge $\phi_2 = 0$, we should keep a_r and the leading order in (2.27) should be the same as here in the limit $\omega \rightarrow 0$. It follows immediately

$$\sigma_{\text{DC}} = \frac{j}{E} = \pi T + \frac{32B^2\alpha^2}{\pi^3 T^3 q^2 \phi_0^2} \quad (2.37)$$

with ϕ_0 the horizon value of the background scalar field. We should emphasise that the above expression does not depend on the mass of the scalar field in the bulk and it also applies for the case $\mu \neq 0$ as long as $\mu_5 = 0$. We emphasise that the B^2 dependence is exact. and the recent experiments [14, 15, 16, 17] also found this B^2 dependence in the longitudinal magnetoconductivity.

For the simple case of $\mu = 0$, i.e. $V_t = V_z = A_t = A_z = 0$, ϕ has an analytic solution (2.18) for $m_s^2 = -3$, and we have (2.19), thus

$$\frac{\sigma_{\text{DC}}}{T} = \pi + \frac{\Gamma[1/4]^2}{4\pi^2\Gamma[3/4]^2} \frac{(8B\alpha/T^2)^2}{(qM/T)^2} \simeq \pi + 21.6 \frac{(8B\alpha/(\pi^2 T^2))^2}{(qM/T)^2}. \quad (2.38)$$

This is one main results of our paper. In fact this DC magnetoconductivity can also be obtained analytically using a near far matching calculation for small ω , in which situation the near horizon boundary conditions (2.35) come from solutions in the near region with infalling boundary conditions while the equations in the DC limit are exactly the far region equations. In the subsection 4.2 we show the near far matching calculation which produces the same DC result for both this explicit breaking case and the massive gauge field case. From the near far matching analysis it is natural to identify πT as the quantum critical conductivity σ_E in (2.29) and (2.30) in this $\frac{\omega}{r_0} \ll m^2$ limit, and the value of σ_E strongly depends on the value of $\frac{\omega}{r_0 m^2}$. We will explain at the end of the next subsection and also in subsection 4.2 that the discrepancy between this $\sigma_E = \pi T$ and the σ_E in the case without axial charge dissipations (A.2) in [8] comes from the noncommutative nature of the two limits $\omega \rightarrow 0$ and $\tau_5 \rightarrow \infty$.

From the formula (2.38) for the DC longitudinal magnetoconductivity, we can see that the negative magnetoresistivity has a universal B^2 behaviour even in the large B limit (quantum regime). In the regime where the axial symmetry breaking is small this can be understood from the B dependent behavior of the charge relaxation time τ_5 such that τ_5/χ_5 in (2.30) does not depend on B which results in the universal B^2 behavior in (2.37). Our numerical results obtained from the AC conductivity with $\omega \rightarrow 0$ also match quite well with the formulae (2.38) as can be seen in Fig. 3.

2.2.2 Calculating χ_5 and τ_5 independently

With the analytic result (2.38) for the DC magnetoconductivity, we cannot identify τ_5 and χ_5 because there is not enough information in this formula. Thus we will

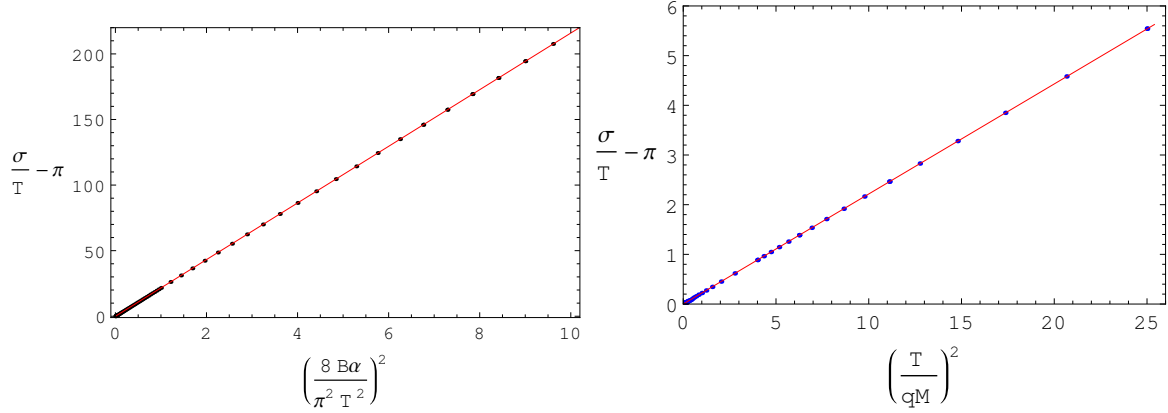


Figure 3: The dotted lines are the numerical results for the DC conductivity obtained numerically (by setting $\omega/T = 10^{-5}$ in the AC conductivity calculation). Note that if $\tau_5 T$ is large, we should choose extremely small ω/T to obtain the DC conductivity numerically. The solid lines are the best fitting for numerical data. Left plot is for $qM/T = 1$ and the best fit is $\sigma/T - \pi = 0.00005 + 21.600(8B\alpha/(\pi^2 T^2))^2/(qM/T)^2$. Right plot is for $8B\alpha/(\pi^2 T^2) = 1/\pi^2$ and the best fit is $\sigma/T - \pi = 0.0007 + 21.574(8B\alpha/(\pi^2 T^2))^2/(qM/T)^2$. The fitting formulae exactly reproduces (2.38) from analytical calculations.

calculate the static susceptibility χ_5 and the charge relaxation time τ_5 independently and substitute them into (2.30) to be compared with the analytic result (2.38).

The static susceptibility $\chi_5 = \lim_{\omega \rightarrow 0} \langle J_A^t J_A^t \rangle$ can be calculated from perturbations (2.31) while setting $E = 0$, and the boundary conditions are now a_t, v_z being regular at the horizon and v_z being sourceless at the boundary, the latter of which can be fixed from gauge transformations. We need to solve the following equation

$$a_t'' + \frac{3}{r} a_t' - \frac{1}{r^2 f} \left(2q^2 \phi^2 + \frac{(8B\alpha)^2}{r^4} \right) a_t = 0, \quad (2.39)$$

and this equation can only be solved numerically. The result is shown in Fig. 4. Note that different from the DC conductivity which can be totally determined by the near horizon data, the static susceptibility cannot be fully traced to horizon data which is due to the fact that $U(1)_A$ is no longer an exact symmetry in this explicit breaking model.

The next step is to calculate τ_5 independently. This can be done by analyzing the quasinormal modes at $k = 0$ on top of the $\mu = \mu_5 = 0$ background with no source for the electric field. We will solve the (v_z, a_t, ϕ_2) in (2.21 - 2.23) in the complex frequency plane with infalling near horizon boundary conditions for a_t, v_z, ϕ_2 : (2.27) with c_0 restored in ϕ_2 . As stated above there will be two linearly independent solutions for $c_0 = 0$ with boundary values $(v_z^{(0)I}, a_t^{(0)I}, qM c^I)$ and $(v_z^{(0)II}, a_t^{(0)II}, qM c^{II})$, which are

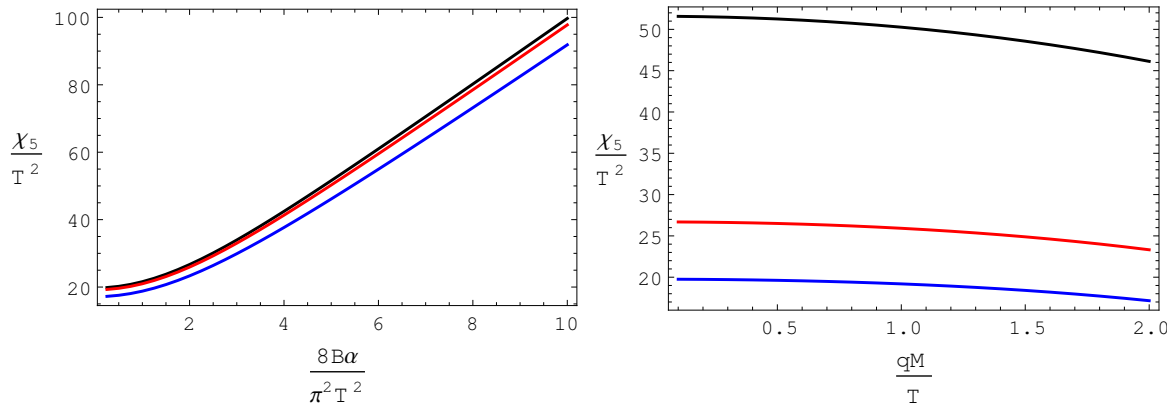


Figure 4: Left: χ_5 as a function of B for different sources with $qM/T = 0.1$ (black), 1 (red), 2 (blue). Right: χ_5 as a function of M for $8B\alpha/(\pi^2T^2) = 5$ (black), 2 (red), 0.1 (blue).

ω dependent. The residual gauge symmetry will give the third solution of boundary value $(0, -i\omega\Lambda, qM\Lambda)$ with radially independent Λ , and this represents the degree of freedom due to c_0 . We can define the matrix for boundary values as

$$M_{\text{bnd}} = \begin{pmatrix} v_z^{(0)I} & a_t^{(0)I} & qMc^I \\ v_z^{(0)II} & a_t^{(0)II} & qMc^{II} \\ 0 & -i\omega\Lambda & qM\Lambda \end{pmatrix}. \quad (2.40)$$

Following [31], the QNM frequency is given by the zeros of the determinant of the field values at the boundary, i.e. $|M_{\text{bnd}}(-i\omega_I)| = 0$. We define the axial charge dissipation time τ_5 as $\tau_5 = 1/\omega_I$. This is consistent with the hydrodynamic modes following the hydrodynamic equation $\partial_\mu J_V^\mu = 0$ and $\partial_\mu J_A^\mu = -\frac{1}{\tau_5} J_A^0$ [20] although for small $\tau_5 T$ these equations may not apply anymore given that other non-hydrodynamic QNMs will dominate.

The final numerical plot on τ_5 is shown in Fig. 5. One can see that $\tau_5 T$ increases when we increase the magnetic field or decrease the value of the source that explicitly breaks $U(1)_A$. When $\tau_5 T \gg 1$ hydrodynamics applies¹⁷ and we are expecting a Drude peak behaviour [8] (i.e. coherent metal behaviour) and this is exactly what we found in the small frequency regime of the AC conductivity. When $\tau_5 T < 1$, the hydrodynamic description breaks down (incoherent metal behaviour) and the contribution from this hydrodynamic QNM will not be dominant [35]. Consequently there is no Drude peak in this regime in the AC conductivity. Moreover the standard Boltzmann theory which is based on the quasiparticle picture does not apply for the small τ_5 case. Here we

¹⁷In this case in principle τ_5 could be determined by memory matrix formalism as the three dimensional case [34]. We leave this interesting question for future investigation.

want to emphasize that even when the axial symmetry is strongly broken we still have negative magnetoresistivity as we have shown in the previous subsection. We note that recently in a weak coupling context in [36] it was pointed out that the ionic scattering can produce universal positive magnetoconductivity (or negative magnetoresistivity) with B^2 behaviour for a generic 3D metal in presence of parallel electric and magnetic fields.

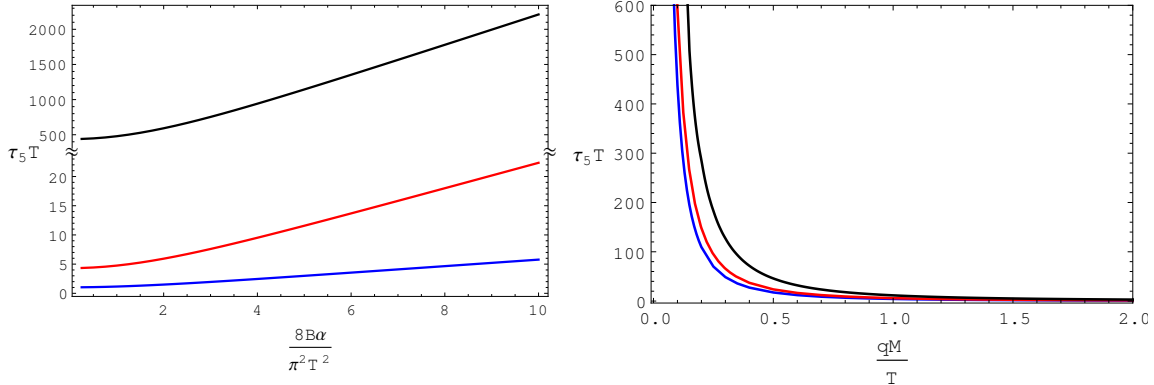


Figure 5: Left: $\tau_5 T$ as a function of B for different sources with $qM/T = 0.1$ (black), 1 (red), 2 (blue). Right: $\tau_5 T$ as a function of M for $8B\alpha/(\pi^2 T^2) = 5$ (black), 2 (red), 0.1 (blue).

2.2.3 Scaling behaviours of χ_5 and τ_5 on B and M

We will analyse the scaling behaviour of χ_5 and τ_5 with B and M in this subsection and we will show that in the hydrodynamic limit the hydrodynamic formula reproduces the dependence of the DC conductivity on B . First, note that the formula

$$\sigma_{\text{DC}} = \sigma_E + \frac{\tau_5}{\chi_5} (8B\alpha)^2 \quad (2.41)$$

for the DC conductivity is only applicable in the hydrodynamic limit $B/T^2 \ll 1$ and $\tau_5 T \ll 1$ which means $M/T \ll 1$. However, in the following, we will show the scaling behaviour of χ_5 and τ_5 on B for a large range of B , in which this formula still coincides with the holographic DC result. This also happen in the case without any axial charge dissipation [8].

Fig. 6 shows that when B is large (fixing M, T), both χ_5 and τ_5 are linear in B , while when M/T is small (fixing T, B), χ_5 is a constant and τ_5 (or $\Gamma_5 = 1/\tau_5$) is proportional to M^{-2} (or M^2). Fig. 7 shows that when M/T is small, τ_5/χ_5 does not dependent on B in the large B regime. From these figures we can see that the

formula (2.41) is valid even for large magnetic field in the regime of small M/T . When $\tau_5 T \gg 1$, we have $\sigma_E = \pi T$ and $\tau_5/\chi_5 = 21.6/(\pi^4 T^3 q^2 M^2)$. At small M , τ_5/χ_5 is proportional to M^{-2} .

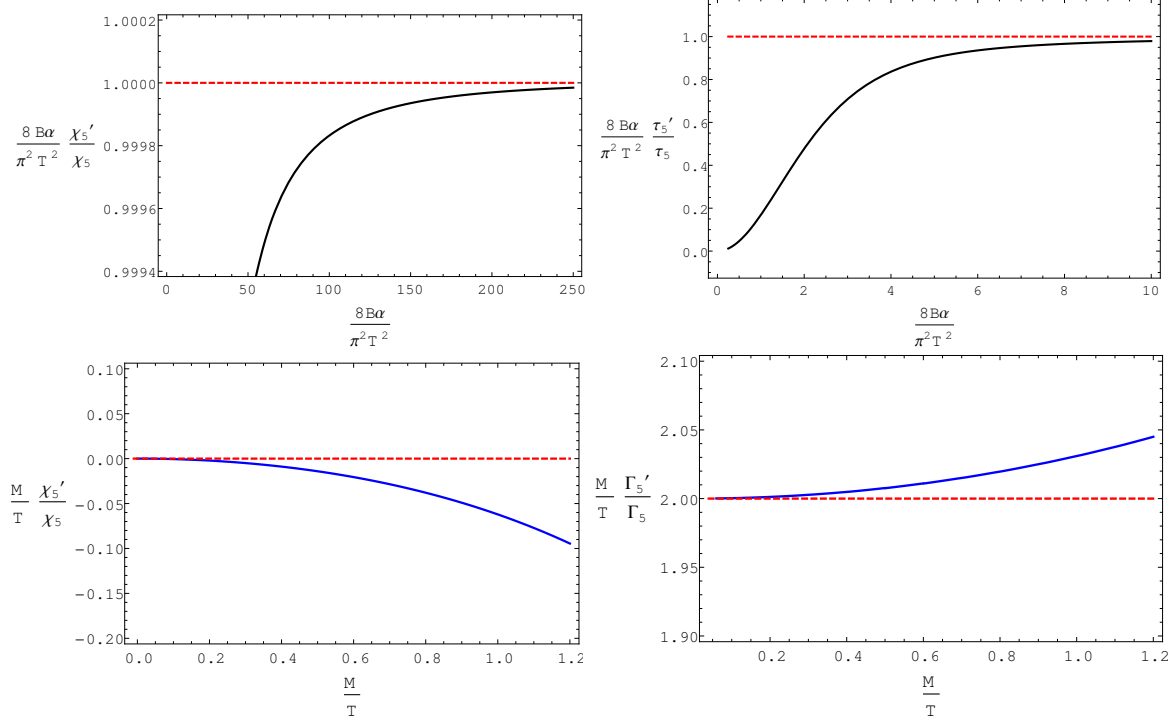


Figure 6: Scaling behaviour of static susceptibility χ_5 and relaxation time τ_5 . Here the prime means the derivative of the parameter in the horizontal axis. Black solid line is for $M/T = 0.1$ while blue solid line is for $\frac{8B\alpha}{\pi^2 T^2} = 0.1$.

Now we explain why σ_E that we observe here is different from the one in the case without any axial charge dissipation in [8]. Note that if we take the limit $\tau_5 \rightarrow \infty$ (by $M/T \rightarrow 0$) in the DC conductivity (2.37), we can see that the quantum critical conductivity $\sigma_E = \pi T$ in this limit and we cannot see the effect from the anomaly and the magnetic field as in the case without axial charge dissipation [8], where σ_E drops with B at small B and approaches zero at large B (see (A.2)). This seeming discrepancy comes from the non-commutative nature of the two limits of $\omega \rightarrow 0$ and $\tau_5 \rightarrow \infty$. In the case without axial charge dissipation, the limit of $\tau_5 \rightarrow \infty$ was taken first while in our formula for the DC conductivity with axial charge dissipations, the limit of $\omega \rightarrow 0$ was taken first and some terms in σ_E disappear in this limit. This means that σ_E in the formula in [8] can only be seen in the limit $1/\tau_5 \ll \omega \rightarrow 0$.¹⁸

¹⁸A similar phenomenon was observed in the momentum dissipation case. For four dimensional Reissner Nordstrom black hole solution without momentum dissipation, σ_E behaves nontrivial at low

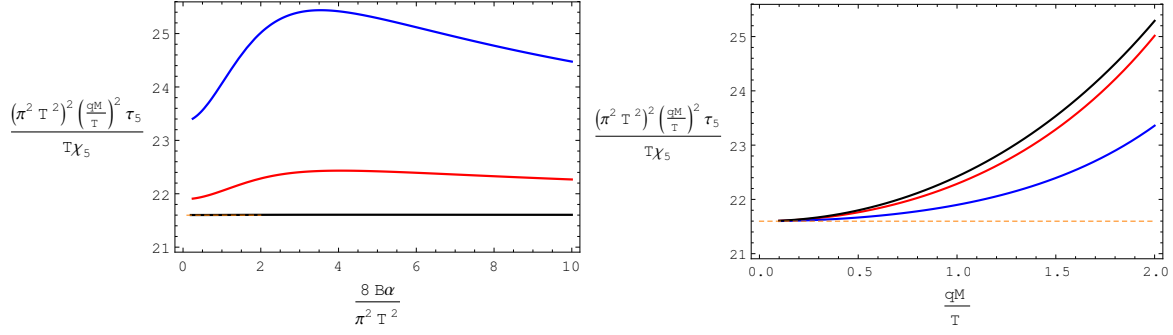


Figure 7: Left: τ_5/χ_5 as a function of B for different sources with $qM/T = 0.1$ (black), 1 (red), 2 (blue). Right: τ_5/χ_5 as a function of M for $8B\alpha/(\pi^2 T^2) = 5$ (black), 2 (red), 0.1 (blue). Orange dashed line is the constant coefficient 21.6 in Eq. (2.38). This is consistent with the fact that our formula Eq. (2.41) is only valid when $\tau_5 T \gg 1$.

2.3 The anomalous transport coefficients

Another interesting transport property for the explicit axial symmetry breaking case is that we can still observe a similar anomalous transport as the chiral magnetic effect as in the normal chiral anomalous systems. To show the anomalous transport in this case, we should consider perturbations of the system at $\omega = 0$ and small k and use the Kubo formula as in normal chiral anomalous systems. We will consider the chiral magnetic conductivity $\mathbf{J} = \sigma_B \mathbf{B}$, the chiral separation conductivity $\mathbf{J}_5 = \sigma_{\text{CSE}} \mathbf{B}$ and the axial magnetic conductivity $\mathbf{J}_5 = \sigma_{55} \mathbf{B}_5$, where \mathbf{B}_5 is an axial magnetic field.

We consider the transverse fluctuations a_x, a_y, v_x, v_y with k along the z direction and their equations can be found in the appendix A.3.4. It is convenient to introduce $a_{\pm} = a_x \pm ia_y, v_{\pm} = v_x \pm iv_y$. For the $\mu = \mu_5 = 0$ case $V_t = V_z = A_t = A_z = 0$, it is easy to find that $\sigma_B = \sigma_{55} = \sigma_{\text{CSE}} = 0$.

For the case with nontrivial axial charge density (i.e. $\mu = 0, \mu_5 \neq 0$) we have

$$\begin{aligned} v_{\pm}'' + \left(\frac{3}{r} + \frac{f'}{f} \right) v_{\pm}' - k^2 \frac{v_{\pm}}{r^4 f} \pm \frac{8k\alpha}{r^3 f} A_t' v_{\pm} &= 0, \\ a_{\pm}'' + \left(\frac{3}{r} + \frac{f'}{f} \right) a_{\pm}' + \left(-\frac{k^2}{r^2} - 2q^2 \phi^2 \right) \frac{a_{\pm}}{r^2 f} \pm \frac{8k\alpha}{r^3 f} A_t' a_{\pm} &= 0. \end{aligned} \quad (2.42)$$

Since the vector sector and axial sector decouple from each other, $\sigma_{\text{CSE}} = 0$.

Up to order k , the asymptotic series at conformal infinity is $v_{\pm} = v_0 + \frac{v_1}{r^2} + \dots$ and

temperature which can be found in [37]. However, after introducing momentum dissipation through different mechanisms [38, 39, 25] σ_E is constant. The reason should be the same as our case: it is exactly due to the non commutativity between two different limits $\tau_m \rightarrow \infty$ and $\omega \rightarrow 0$.

$a_{\pm} = a_0 + \frac{a_1}{r^2} \ln r + \frac{a_2}{r^2} + \dots$ with $a_1 = -a_0 q^2 \lambda^2$. The solution for v_{\pm} is

$$v_{\pm} = c_0 \pm 8\alpha c_0 \left(\int_r^{\infty} dx \frac{A_t}{x^3 f} \right) k + \mathcal{O}(k^2). \quad (2.43)$$

Note that $\mp iG_{xy} + G_{xx} = G_{\pm}$ and $\sigma_B = \lim_{k \rightarrow 0} \frac{G_{xy}(\omega=0)}{ik} = \lim_{k \rightarrow 0} \frac{G_+ - G_-}{2k}$. Thus $\sigma_B = 8\alpha\mu_5$. We note that the exactly conserved (*consistent*) current that is defined via the functional variation of the on-shell action with respect to the gauge potential has an additional contribution from the Chern-Simons part of the action $J_{\text{CS}}^{\mu} = 4\alpha\epsilon^{\mu\nu\rho\lambda} A_{\nu} \mathcal{F}_{\rho\lambda}$. This part is easy to calculate since it is completely determined by the boundary values of the fields and adds $-8\alpha\mu_5$ to the chiral magnetic conductivity. Therefore we find $\sigma_B = 8\alpha\mu_5$ for the current without the contribution of the Chern-Simons term (*covariant* current) and $\sigma_{B(\text{con})} = 0$ for the exactly *conserved* current. This is in line with the expectations from recent arguments [6] that exactly conserved currents cannot have a non-vanishing expectation value in equilibrium.¹⁹

Similarly $\sigma_{55} = \lim_{k \rightarrow 0} \frac{G_{\pm}^a - G_{\mp}^a}{2k}$ with G_{\pm}^a the two point correlator for axial gauge field a_{\pm} . We can expand $a_{\pm} = a_{\pm}^{(0)} + k a_{\pm}^{(1)} + k^2 a_{\pm}^{(2)} + \dots$ with

$$\begin{aligned} a_{\pm}^{(0)''} + \left(\frac{3}{r} + \frac{f'}{f} \right) a_{\pm}^{(0)'} - 2q^2 \phi^2 \frac{a_{\pm}^{(0)}}{r^2 f} &= 0, \\ a_{\pm}^{(1)''} + \left(\frac{3}{r} + \frac{f'}{f} \right) a_{\pm}^{(1)'} - 2q^2 \phi^2 \frac{a_{\pm}^{(1)}}{r^2 f} &= \mp \frac{8\alpha}{r^3 f} A'_t a_{\pm}^{(0)}. \end{aligned} \quad (2.44)$$

Since one can rescale $a_{\pm}^{(1)} \rightarrow \alpha\mu_5 \tilde{a}_{\pm}^{(1)}$, we conclude that σ_{55} is proportional to $\alpha\mu_5$. The exact result can only be obtained numerically, which is shown in the left plot of Fig. 8. We note that in the limit of large mass M/μ_5 , σ_{55} approaches $\frac{8}{3}\alpha\mu_5$. Also note that this behaviour should not depend on B for fixing $8B\alpha/\pi^2 T^2$. This is the same universal value that was observed in anomalous holographic superconductors in [21, 22, 40] in the $T \rightarrow 0$ limit. We also note that for low temperatures we end up in the $M \rightarrow 0$ limit in the superconducting phase. Therefore the blue line in figure 8 varies very little. In order to interpret this result we again add the Chern-Simons contribution to the current in order to obtain the (consistent) current that couples axial gauge field A_{μ} . This time the Chern-Simons current is $J_{5,\text{CS}}^{\mu} = \frac{4\alpha}{3}\epsilon^{\mu\nu\rho\lambda} A_{\nu} F_{\rho\lambda}$. The factor $1/3$ can be understood by noting that this comes from the triangle anomaly with three equal current on the vertices $\langle J_5 J_5 J_5 \rangle$ which implies a symmetry factor of $1/3$ compared to the triangle with one axial and two vector like currents. The Chern-Simons term contributes now $-\frac{8\alpha}{3}\mu_5$. This means that in the large mass limit $M \rightarrow \infty$

¹⁹For a detailed discussion of covariant vs. consistent definition of currents in relation to anomalous transport see [5].

in which the axial symmetry is maximally broken the total axial current vanishes! This seems a very intuitive result.

Finally we consider the case $\mu_5 = 0, \mu \neq 0$. For simplicity we will discuss the chiral separation conductivity in the linear response approximation, i.e. with vanishing background magnetic field. When $B = 0$, we have a simple solution with non vanishing fields $V_t = \mu(1 - \frac{r_0^2}{r^2})$ and ϕ as the same as (2.18). In this case $\sigma_B = \sigma_{55} = 0$ while nonzero σ_{CSE} which can be found in the right plot of Fig. 8. Let us make a comment on the behaviour of the chiral separation conductivity. In this case there is no contribution due to the Chern-Simons term to the current since we only switch on a chemical potential for the conserved vector like symmetry $\mu \neq 0$. We find that also in this case the axial current induced by a magnetic field vanishes in the limit of maximal axial symmetry breaking. Since in this case there is no Chern-Simons current also the covariant current vanishes.

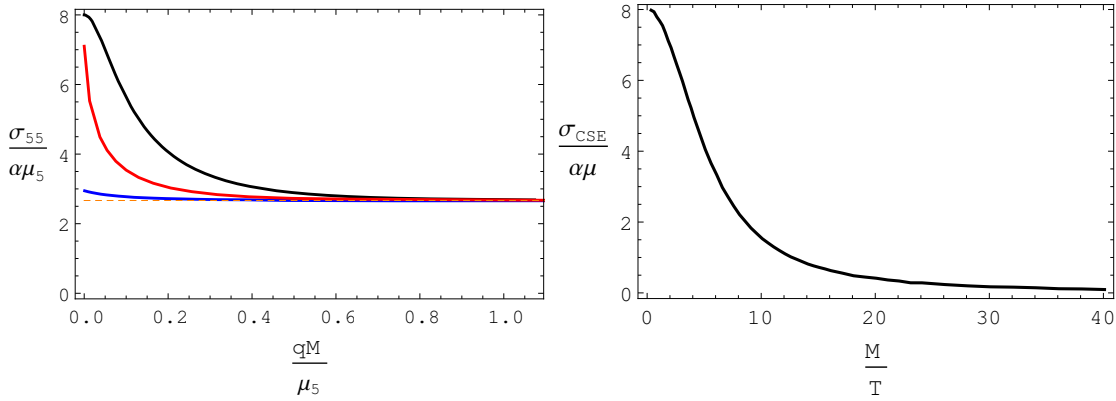


Figure 8: Left plot: σ_{55} as a function of the source M for $8B\alpha/\pi^2T^2 = 0.1, \alpha = 1$, $T/\mu_5 = 0.05$ (blue), 0.075 (red), 0.1 (black). Note that $T_c/\mu_5 \simeq 0.765$ for this case. Dashed line $\sigma_{55}/(\alpha\mu_5) = 8/3$. Right plot: σ_{CSE} as a function of M/T for $B = 0$ and $\mu_5 = 0$ while $\mu \neq 0$. When $M \rightarrow 0$, we have $\sigma_{\text{CSE}} = 8\alpha\mu$. For large M , $\sigma_{\text{CSE}} \rightarrow 0$.

The important conclusion of this analysis is that in the limit of maximal axial symmetry breaking via the mass parameter M the expectation value of the axial current \mathbf{J}_5 vanishes for both the chiral separation effect and the axial magnetic effect, but only if one uses the consistent definition of the currents. Since a vanishing axial current for maximal axial symmetry breaking seems a physically plausible result we take this as an argument in support of using the consistent definition of currents.

3 Holographic massive $U(1)_A \times U(1)_V$ model

In this section we will concentrate on the massive $U(1)_A$ model and consider the presence of two $U(1)$ gauge fields in the bulk. Both fields are coupled via a Chern-Simons term as in the previous model. In order to implement (axial) charge dissipation we consider a constant mass term for one of the $U(1)$, which we refer to as the axial $U(1)_A$. This is achieved in a gauge invariant manner via the Stückelberg mechanism [19, 20]. The action reads

$$\mathcal{S} = \int d^5x \sqrt{-g} \left(\frac{1}{2\kappa^2} \left(R + \frac{12}{L^2} \right) - \frac{1}{4} F^2 - \frac{1}{4} \mathcal{F}^2 - \frac{m^2}{2} (A_\mu - \partial_\mu \theta)(A^\mu - \partial^\mu \theta) + \frac{\alpha}{3} \epsilon^{\mu\alpha\beta\gamma\delta} (A_\mu - \partial_\mu \theta) (F_{\alpha\beta} F_{\gamma\delta} + 3\mathcal{F}_{\alpha\beta} \mathcal{F}_{\gamma\delta}) \right), \quad (3.1)$$

where $F = dA$ and $\mathcal{F} = dV$. The Stückelberg field and the gauge field A_μ transform as $\theta \rightarrow \theta + \lambda$, $A_\mu \rightarrow A_\mu + \partial_\mu \lambda$, leaving the mass term invariant. The Stückelberg field it is not charged under the $U(1)_V$.

As in the previous section we will work in the probe limit with Schwarzschild AdS background. The equations of motion are

$$\nabla_\mu F^{\mu\nu} - m^2 (A^\nu - \partial^\nu \theta) + \alpha \epsilon^{\nu\alpha\beta\gamma\rho} (F_{\alpha\beta} F_{\gamma\rho} + \mathcal{F}_{\alpha\beta} \mathcal{F}_{\gamma\rho}) = 0, \quad (3.2)$$

$$\nabla_\nu \mathcal{F}^{\nu\mu} + 2\alpha \epsilon^{\mu\alpha\beta\gamma\rho} F_{\alpha\beta} \mathcal{F}_{\gamma\rho} = 0, \quad (3.3)$$

$$\nabla_\mu (A^\mu - \partial^\mu \theta) = 0. \quad (3.4)$$

The mass term affects the asymptotic behaviour of the axial gauge field A_μ . The asymptotic expansion of the different fields reads

$$A_\mu \simeq A_{\mu(0)} r^\Delta + \dots + \tilde{A}_{\mu(0)} r^{-2-\Delta} + \dots, \quad (3.5)$$

$$V_\mu \simeq V_{\mu(0)} + \dots + \tilde{V}_{\mu(0)} r^{-2} + \dots, \quad (3.6)$$

$$\theta \simeq \theta_{(0)} + \dots + \tilde{\theta}_{(0)} r^{-4} + \dots, \quad (3.7)$$

with Δ the conformal dimension of the source for dual axial current operator $\Delta = -1 + \sqrt{m^2 + 1}$. $A_{\mu(0)}$, $V_{\mu(0)}$, $\theta_{(0)}$ are the coefficients of the non-normalisable modes and $\tilde{A}_{\mu(0)}$, $\tilde{V}_{\mu(0)}$, $\tilde{\theta}_{(0)}$ are the coefficients of the normalisable modes. As one can see the presence of the mass changes the dimension of the operator dual to the axial $U(1)_A$: $[J_5^\mu] = 3 + \Delta$. This implies that the dual axial charge is not conserved since in a conformal theory a conserved current must saturate the unitarity bound. We refer to Δ as the anomalous dimension of the axial current. Moreover the anomalous dimension has a bound, given by the condition $\Delta < 1$. This is obtained by requiring the dual axial operator to be irrelevant in the UV.

It is necessary to renormalise the theory in order to obtain finite observables [41]. The amount of divergent counterterms needed depends on the precise value of the mass and diverges as one reaches the marginal case $\Delta = 1$. For this reason we will only consider masses such that $\Delta < 1/3$, which keep this amount minimal. For these values of the mass the boundary term containing the counter terms reads

$$S_{\text{ct}} = \int_{\partial} d^4x \sqrt{-\gamma} \left(\frac{\Delta}{2} B_{\mu} B^{\mu} - \frac{1}{4(\Delta + 2)} (\partial_{\mu} B^{\mu})^2 + \frac{1}{8\Delta} F^2 + \frac{1}{8} \log r^2 \mathcal{F}^2 \right), \quad (3.8)$$

with $B_{\mu} = A_{\mu} - \partial_{\mu} \theta$.²⁰ A comment is in order regarding the Ward identities of the currents. The vector current is conserved and therefore the divergence vanishes

$$\partial_{\mu} J^{\mu} = 0. \quad (3.9)$$

With such a choice one could expect the divergence of the axial current to be explicitly proportional to $\alpha (\mathcal{F} \wedge \mathcal{F} + F \wedge F)$. However this intuition fails in the massive case. The axial symmetry is broken by the dynamical internal $SU(N)$ degrees of freedom. This implies that the “current” operator is to be considered as a non-conserved current which, therefore, lacks any constraint given by the symmetry. This is nicely seen in this model by computing the expectation for the divergence of this current. With the renormalised action and after using the asymptotic expansion one gets

$$\partial_{\mu} J^{\mu} = 0, \quad \partial_{\mu} J_5^{\mu} = (2 + 2\Delta) \partial_{\mu} \tilde{A}_{(0)}^{\mu}, \quad (3.10)$$

with no explicit constraint for the axial current.

3.1 Magnetoconductivity and relaxation time

In this section we compute the electric DC conductivity, the static susceptibility and the axial charge diffusion time in presence of a background B field. As background we switch on a spatial component of the vector field $V_x = B y$ which trivially fulfils the background equations of motion and generates a constant magnetic field aligned to the z direction. To compute the appropriated quantities we switch on perturbations on top of this background with finite frequency and momentum aligned to the B field $\delta\theta = \eta(r) e^{-i\omega t + ikz}$, $\delta A_{\mu} = a_{\mu}(r) e^{-i\omega t + ikz}$ and $\delta V_{\mu} = v_{\mu}(r) e^{-i\omega t + ikz}$. For our purposes we can just focus in the sector that contains a_z, a_t, v_z, v_t, η which is decoupled from the other components in our background. The explicit form of the equations can be

²⁰In addition to the divergent terms we have implicitly chosen a scheme that respects the axial symmetry by including the finite term $-\frac{\alpha}{3} \partial_{\mu} \theta \epsilon^{\mu\alpha\beta\gamma\delta} 3\mathcal{F}_{\alpha\beta} \mathcal{F}_{\gamma\delta}$ in (3.1).

found in appendix A.4. Here we list the $k = 0$ sector,

$$a_t'' + \frac{3}{r}a_t' - \frac{m^2}{r^2f}a_t + \frac{8\alpha B}{r^3}v_z' + \frac{i\omega m^2}{r^2f}\eta = 0, \quad (3.11)$$

$$v_z'' + \left(\frac{f'}{f} + \frac{3}{r}\right)v_z' + \frac{\omega^2}{r^4f^2}v_z + \frac{8\alpha B}{fr^3}a_t' = 0, \quad (3.12)$$

$$-im^2r^2f\eta' + \omega\left(a_t' + \frac{8\alpha B}{r^3}v_z\right) = 0. \quad (3.13)$$

In order to obtain two-point functions and quasinormal modes numerically²¹ we build the numerical, matrix valued, bulk to boundary propagator F with the appropriated normalisation such that

$$\begin{pmatrix} r^{-\Delta}a_i(r) \\ v_i(r) \\ \eta(r) \end{pmatrix} = \mathbb{F}(r) \begin{pmatrix} a_{j(0)} \\ v_{j(0)} \\ \eta(0) \end{pmatrix}, \quad \mathbb{F}(\Lambda) = \mathbb{I}, \quad (3.14)$$

where Λ is the cutoff radius. This can be obtained imposing infalling boundary conditions and a set of orthonormal values of the amplitudes at the horizon. With the usual holographic prescription different correlators can be written as a linear combination of derivatives of $\mathbb{F}(r)$ and quasinormal modes can be obtained from the zeros of the determinant of $\mathbb{F}^{-1}(r)$. Concretely for the electric DC conductivity and the axial static susceptibility we find

$$\chi_5 = \lim_{\Lambda \rightarrow \infty} \Lambda^{3+\Delta} \mathbb{F}'_{a_t, a_t}(\Lambda) \Big|_{\omega=k=0}, \quad (3.15)$$

$$\sigma_{\text{DC}} = \lim_{\Lambda \rightarrow \infty} \lim_{\omega \rightarrow 0} \Lambda^3 \frac{1}{i\omega} \left(\mathbb{F}'_{v_z, v_z}(\Lambda) + \omega^2 \mathbb{F}_{v_z, v_z}(\Lambda) \log(\Lambda) \right) \Big|_{k=0}, \quad (3.16)$$

where subscripts a_t, v_z refer to the appropriated entry of the matrix.

3.1.1 Electric DC conductivity

We compute the negative magnetoresistivity in this model and compare it to the results in the previous model. Note that the anomaly term proportional to the external electric and magnetic fields cannot be implemented in the hydrodynamic expansion in this model. This can easily be seen from the conservation law since $\partial_\mu J_5^\mu = \frac{1}{\tau_5} J_5^0 + c \mathbf{E} \cdot \mathbf{B}$, does no longer hold due to the anomalous dimension of the axial current. This ultimately implies that one cannot derive an equation analogous to (2.29) in this situation.

²¹We refer the reader to [20] for a thorough explanation on how to numerically compute different quantities within this model.

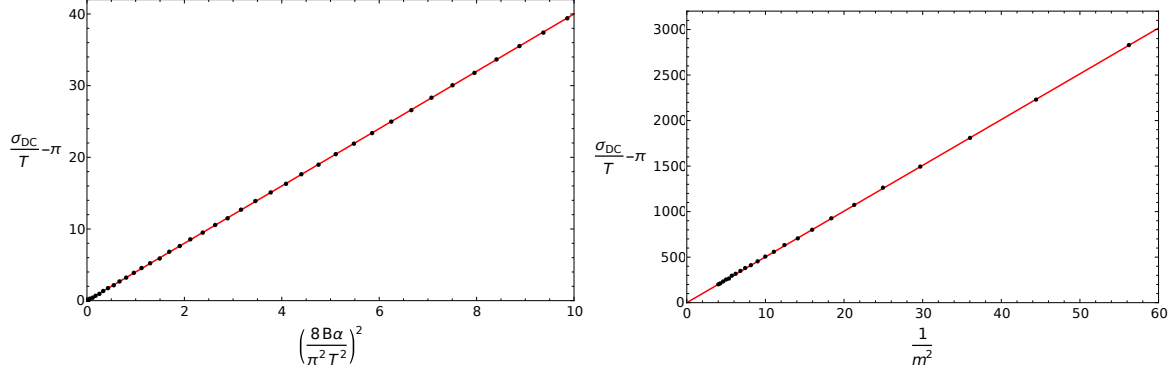


Figure 9: Dots show numerical result for the DC conductivity obtained by setting $\omega/T = 10^{-5}$ for the AC conductivity. Solid lines show the best fit for the data. Left: Fixed $m = 0.5$ and the best fit is $\sigma/T - \pi = 0.0001 + 0.9994\pi(8B\alpha/\pi^2T^2)^2/m^2$. Right: Fixed $8B\alpha/(\pi^2T^2) = 4$ and the best fit is $\sigma/T - \pi = 0.0001 + 0.9994\pi(8B\alpha/\pi^2T^2)^2/m^2$. The fitting formulae exactly reproduces (3.22) from analytical calculations.

As we will show now the magnetic field dependence of the DC conductivity in this model still implies positive magnetoconductivity. We first obtain analytic formula for DC conductivity by means of the near horizon analysis [32]. The procedure is the same as the one in previous subsection 2.2.1. Consider fluctuations

$$\delta V_\mu = (v_t(r), 0, 0, -Et + v_z(r), 0), \quad \delta A_\mu = (a_t(r), 0, 0, a_z(r), a_r(r)), \quad \delta\theta = \eta, \quad (3.17)$$

we need to consider

$$a_t'' + \frac{3}{r}a_t' - \frac{m^2}{r^2f}a_t + \frac{8\alpha B}{r^3}v_z' = 0, \quad (3.18)$$

$$v_z'' + \left(\frac{f'}{f} + \frac{3}{r}\right)v_z' + \frac{8\alpha B}{r^3f}a_t' = 0. \quad (3.19)$$

Near conformal boundary $r \rightarrow \infty$, we have $a_t = a_t^{(0)}r^\Delta + \tilde{a}_t^{(0)}r^{-2-\Delta} + \dots$, $v_z = v_z^{(0)} + \tilde{v}_z^{(0)}r^{-2} + \dots$. From the equation (3.18) we have conserved quantity $J = -r^3f v_z' - 8B\alpha a_t$ with $\partial_r J = 0$. Thus $J|_{r \rightarrow \infty} = J|_{r \rightarrow r_0}$. When $r \rightarrow \infty$, we impose the sourceless boundary condition for a_t , i.e. $a_t^{(0)} = 0$. Thus the electric current which is the response of external electric field $j = J|_{r \rightarrow \infty}$. We are looking for the solution which is regular near horizon. Thus we have

$$v_z = -\frac{E}{4\pi T} \ln(r - r_0) + \mathcal{O}(r - r_0), \quad (3.20)$$

$$a_t = -\frac{4E(8B\alpha)}{(4\pi T)m^2r_0^2} + \mathcal{O}(r - r_0). \quad (3.21)$$

Note that near horizon the subleading term in a_t is a free parameter which is precisely the shooting parameter that can be used to determine the sourceless condition for a_t near boundary. It follows immediately

$$\sigma_{\text{DC}} = \frac{j}{E} = \pi T + \frac{\pi T}{m^2} \left(\frac{8B\alpha}{\pi^2 T^2} \right)^2. \quad (3.22)$$

This formula shows again the key point of this work: the DC longitudinal magneto-conductivity depends quadratically on the magnetic field independently of its strength when charge relaxation is built in the models. It is remarkable that this behaviour holds in this setup too, despite to the lack of a clear hydrodynamic prediction in terms of τ_5 and χ_5 . We also checked the formula numerically. Our results show perfect agreement with the analytic formula, as shown in Fig. 9.

The AC conductivity in this model has been studied numerically already in [20]. Here we note that also in that model a sum rule of the form (2.28) was found to hold.

3.1.2 Axial charge dissipation time

We compute the dissipation time for the axial charge from the gap in the imaginary part of the lowest QNM associated to this symmetry. As shown in [20] and in [42] in chiral kinetic theory a diffusive mode for the vector charge and a gapped dissipative mode for the axial charge. It is this gap that we identify with the inverse of the axial relaxation time.

We compute the QNMs at zero momentum numerically using the numerical techniques explained in [31]. The QNMs are obtained from the zeros in the determinant of the inverse bulk to boundary propagator defined in the previous subsection (3.14). The explicit equations are shown in appendix A.4. In figure 10 we show our results for the relaxation time. As shown in [20] the relaxation time is found to be inversely proportional to the bulk photon mass. Moreover the behaviour of this relaxation with increasing magnetic field shows a transition to a linear regime for big enough magnetic fields, see Fig. 10 for fit analysis. This is analogous to what was found in the explicit $U(1)_A$ breaking model.

3.1.3 Static axial susceptibility

Although (2.29) does not straightforwardly apply to this model too it is still interesting to compute the axial susceptibility and its dependence with the magnetic field.

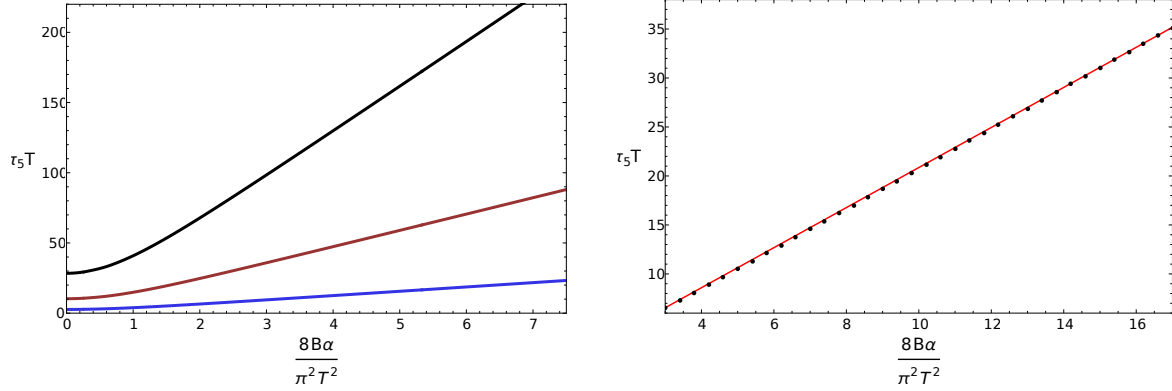


Figure 10: Left panel: Axial charge relaxation time as a function of magnetic field for different values of the bulk mass $m = 0.15$ (Black), $m = 0.25$ (Red), $m = 0.5$ (Blue). Right panel: Numerical data (dots) and linear fit (red) for τ_5 at $m = 0.5$ and large magnetic field. The best fit in this region is $\tau_5 T = 0.0979 + 0.5030 \frac{8B\alpha}{\pi^2 T^2 m^2}$.

To obtain the analytic result we set $E = 0$, then we have

$$a_t'' + \frac{3}{r} a_t' - \frac{m^2}{r^2 f} a_t + \frac{(8\alpha B)^2}{r^6 f} a_t = 0. \quad (3.23)$$

Near horizon we impose $a_t(r_0) = 0$. The solution is

$$a_t = i \left(\frac{r_0}{r} \right)^{1+\sqrt{1-\beta^2}} \frac{\Gamma[1 + \sqrt{1-\beta^2}/2]}{\Gamma[1 - \sqrt{1+m^2}/4 + \sqrt{1-\beta^2}/4] \Gamma[1 + \sqrt{1+m^2}/4 + \sqrt{1-\beta^2}/4]} \times {}_2F_1\left[\left(-\sqrt{1+m^2} + \sqrt{1-\beta^2}\right)/4, \left(\sqrt{1+m^2} - \sqrt{1-\beta^2}\right)/4, 1 - \sqrt{1-\beta^2}/2, r^4/r_0^4\right] \\ - i \left(\frac{r_0}{r} \right)^{1-\sqrt{1-\beta^2}} \frac{\Gamma[1 - \sqrt{1-\beta^2}/2]}{\Gamma[1 + \sqrt{1+m^2}/4 - \sqrt{1-\beta^2}/4] \Gamma[1 - \sqrt{1+m^2}/4 - \sqrt{1-\beta^2}/4]} \times {}_2F_1\left[\left(-\sqrt{1+m^2} + \sqrt{1-\beta^2}\right)/4, \left(\sqrt{1+m^2} + \sqrt{1-\beta^2}\right)/4, 1 + \sqrt{1-\beta^2}/2, r^4/r_0^4\right],$$

where $\beta = \frac{8B\alpha}{\pi^2 T^2}$. Near conformal boundary the above solution behaves as $a_t = a_t^{(+)} r^{-1+\sqrt{1+m^2}} + a_t^{(-)} r^{-1-\sqrt{1+m^2}}$, thus

$$\chi_5 = -2\sqrt{1+m^2} \frac{a_t^{(-)}}{a_t^{(+)}} \\ = 4r_0^{2\sqrt{1+m^2}} \frac{\Gamma\left[1 - \frac{\sqrt{1+m^2}}{2}\right] \Gamma\left[\frac{1}{4}(\sqrt{1+m^2} - \sqrt{1-\beta^2})\right] \Gamma\left[\frac{1}{4}(\sqrt{1+m^2} + \sqrt{1-\beta^2})\right]}{\Gamma\left[\frac{\sqrt{1+m^2}}{2}\right] \Gamma\left[-\frac{1}{4}(\sqrt{1+m^2} + \sqrt{1-\beta^2})\right] \Gamma\left[\frac{1}{4}(-\sqrt{1+m^2} + \sqrt{1-\beta^2})\right]}.$$

Now let us study the behaviour of static axial charge susceptibility in large B limit. When $\beta = \frac{8B\alpha}{\pi^2 T^2} \rightarrow \infty$, we have

$$\chi_5 \rightarrow 4r_0^{2\sqrt{1+m^2}} \frac{\Gamma\left[1 - \frac{\sqrt{1+m^2}}{2}\right]}{\Gamma\left[\frac{\sqrt{1+m^2}}{2}\right]} \left(\frac{\beta}{4}\right)^{\sqrt{1+m^2}}. \quad (3.24)$$

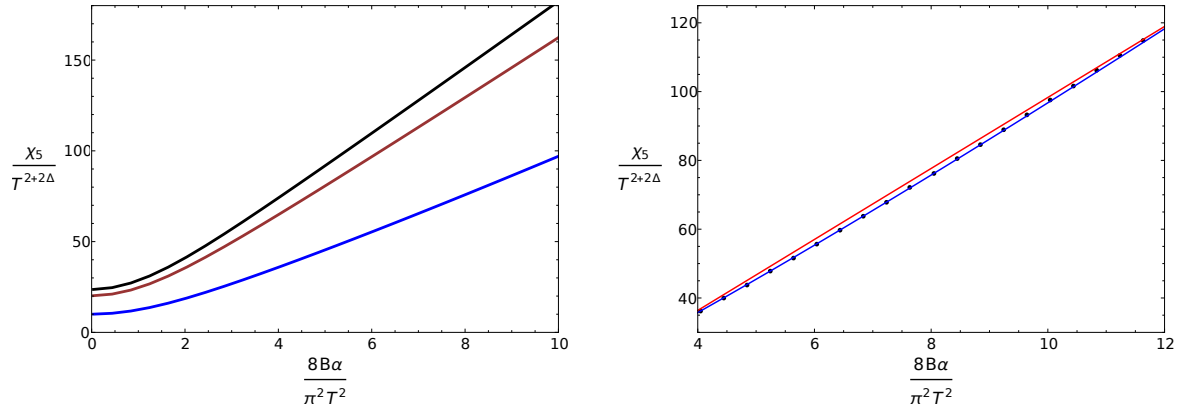


Figure 11: Left: Static susceptibility as a function of magnetic field for different values of the bulk mass $m = 0.15$ (Black), $m = 0.25$ (Red), $m = 0.5$ (Blue). Right: χ_5 for $m = 0.5$. Red line corresponds to linear fit and blue line to $(8\alpha B/T^2\pi^2)^{\sqrt{1+m^2}}$ as expected from (3.24).

We check this numerically. We compute the axial static susceptibility χ_5 and its dependence with the background magnetic field numerically by means of the the Kubo formula

$$\chi_5 = \left. \langle J_t^5 J_t^5 \rangle \right|_{\omega=k=0}. \quad (3.25)$$

In figure 11 we show the behaviour of the static susceptibility against magnetic field. As expected there is a transition to a fixed scaling for large magnetic field. However, as predicted in (3.24) the exponent is now $\sqrt{1+m^2}$, see Fig. 11 for fit analysis. Our results show indeed that the ratio τ_5/χ_5 is not B independent for large values of B , contrary to what was found in the previous model.

4 Remarks: relations of two models and DC results from small ω matching

In this section we will make some important remarks on two separate aspects: the relations between our two holographic axial charge dissipation models and rederivation of the DC conductivity based on radially conserved quantities from the near-far matching calculation for AC conductivity at small frequencies.

4.1 Comparison between the two models

These two axial charge dissipation models look very different: one breaks the charge conservation symmetry by giving a mass to the gauge field and the other breaks this symmetry explicitly by a scalar operator source. However, if we look closer to these two models we will find that these two are in fact closely related. We can compare the actions or the equations of motion of these two models. It is easy to find that in the equations of motion for perturbations (3.11 - 3.13), if we replace m^2 in the massive gauge field model by $2q^2\phi^2$ and $\eta \rightarrow -\frac{\phi_2}{q\phi}$, we will reproduce exactly the same equations of perturbations for the explicit breaking model (2.21 - 2.23). It explains that our DC conductivities (2.37) and (3.22) in these two models have a universal formulae. This shows that the scalar operator in the explicit breaking model gives an effective mass to the gauge field.²² By solving the equations of the two models, we can even see that the massive gauge field model is in fact a special case for the explicit breaking case in which the bulk mass for the scalar is set to zero and $\mu = \mu_5 = 0$. The massless scalar is dual to a marginal operator. A source for it does however change the scaling dimension of the axial current. An advantage of the explicit breaking model is that we can choose the mass of the scalar field freely without changing the the scaling dimension of the axial current.

Note that in both models we can choose two kinds of gauges (or any combination of the two): one is to choose $\delta A_r = 0$ and the other is to choose $\delta\eta = 0$ in the massive gauge field case or $\delta\phi_2 = 0$ in the explicit breaking case. For both these two gauges, we will find that the equations for perturbations are the same with the mass of the massive gauge field replaced by an effective mass generated by the scalar source.

Finally, though at the level of actions or equations of perturbations the two are closely related or equivalent in some sense, there is a subtlety here that in the massive gauge model, there is no Higgs mode, i.e. η is a real scalar while ϕ is a complex scalar field. This Higgs mode does not have any effect in transport coefficients, but it may have other effects. In particular when $\mu \neq 0$ or $\mu_5 \neq 0$ the Higgs mode will not decouple.

4.2 Near far matching calculation for the AC conductivity at low frequency

In this subsection we reproduce the DC magnetoconductivity result which was obtained using *radially conserved quantities* from the near far matching calculation for both the

²²Similar physics happens for the momentum relaxation case: as concluded in [43] the explicit momentum breaking by a scalar field gives graviton a mass.

explicit $U(1)_A$ breaking and the massive gauge field case. As we emphasized in the previous subsection, the equations (2.21 - 2.23) and (3.11 - 3.13) are the same if we replace m^2 in the massive gauge field model by $2q^2\phi^2$ and $\eta \rightarrow -\frac{\phi_2}{q\phi}$. In the following we consider Eqs. (3.11 - 3.13). It is straightforward to apply to the replacement to (2.21 - 2.23).

We work in the gauge $\delta\eta = 0$ (or $\delta\phi_2 = 0$ gauge for the explicit breaking case) and in the coordinate $u = \frac{r_0^2}{r^2}$ for convenience. The equations for the perturbations $\delta A_t = a_t(u)e^{-i\omega t}$, $\delta V_z = v_z(u)e^{-i\omega t}$, and $\delta A_r = a_r(u)e^{-i\omega t}$ are

$$4u^2(1-u^2)(4\alpha Bv'_z + r_0^2 a_t'' + ir_0^2 \omega a_r') - m^2 r_0^2 a_t = 0, \quad (4.1)$$

$$(-m^2 r_0^4 (1-u^2) + r_0^2 u \omega^2) a_r - iu\omega(4\alpha Bv_z + r_0^2 a_t') = 0, \quad (4.2)$$

$$4u(1-u^2) \left(r_0^2 ((1-u^2)v'_z)' + 4\alpha B a_t' \right) + \omega^2 v_z + 16i\alpha B u \omega (1-u^2) a_r = 0 \quad (4.3)$$

with ' the derivative in u .

The near region is defined as $1-u \ll 1$ and the far region is defined as $1-u \gg \frac{\omega}{r_0}$. We will first solve the near region and the near horizon boundary conditions for the far region are provided by the near region solutions expanded at the matching region.

In the near region, we have the infalling boundary conditions and the solutions at leading order are

$$v_z \simeq (1-u)^{-i\omega/4r_0} (1 + \dots), \quad (4.4)$$

$$a_t \simeq (1-u)^{-i\omega/4r_0} (\omega s_0 + s_1(1-u) + \dots), \quad (4.5)$$

$$a_r \simeq (1-u)^{-i\omega/4r_0-1} (\omega s_2 + s_3(1-u) + \dots), \quad (4.6)$$

where s_0, s_1, s_2, s_3 are constants which may depend on ω and m and using the equations there will be only one free parameter which we denote as s_2 . The ' \dots ' above denotes subleading terms which contribute to the same higher orders in the equations.

The following matching calculations are equivalent to defining new functions as $v_z = (1-u)^{-i\omega/4r_0} v_z^f(u)$, $a_t = (1-u)^{-i\omega/4r_0} a_t^f(u)$ and $a_r = (1-u)^{-i\omega/4r_0} a_r^f(u)$ and solving these new functions with boundary conditions $a_t = 0$ at $u = 0$. Here we take the terminology of matching in order to present the results more clearly to be understood. With the near region leading order solutions, we then expand them at leading order in ω in the matching region $\frac{\omega}{r_0} \ll 1-u \ll 1$, which can be used as near horizon boundary conditions for the far region:

$$v_z \simeq 1 - \frac{i\omega}{4r_0} \ln(1-u), \quad (4.7)$$

$$a_t \simeq -4r_0 s_2 \omega + (1-u) \left[\left(\frac{4\alpha B}{r_0^2} - 2im^2 r_0^2 s_2 \right) + \left(\frac{i\alpha B}{r_0^3} + \frac{1}{2} m^2 r_0^2 s_2 \right) \omega \right] \\ + (1-u) \ln(1-u) \left(\frac{4\alpha B}{r_0^2} - 2im^2 r_0^2 s_2 \right) \left(\frac{-i\omega}{4r_0} \right), \quad (4.8)$$

where s_2 is the tuning parameter to make sure that the boundary condition $a_t = 0$ at the boundary $u = 0$ is satisfied. a_r is decoupled in the far region and is not important here.

To derive the far region equations, we can drop all the terms in the equations at order $o(\omega)$ while order $\mathcal{O}(\omega)$ terms should be kept. In the equations above, we can solve a_r from the second equation and substitute it to the first and the third equations and find that those $\mathcal{O}(\omega)$ order terms all become $\mathcal{O}(\omega^2)$ order terms and can be ignored in the far region. Note that in this procedure we have secretly assumed that $m^2 r_0^2 / \omega \gg \omega u / (1 - u)$ in the far region as can be seen from the coefficient of a_r in the second equation. With a further constraint that the a_r terms in (4.1) and (4.3) are at order $o(\omega)$, we know that the following far region equations are only valid for $m^2 \gg \omega / r_0$ (this condition should be substituted by $M^2 \gg \omega / r_0$ in explicit breaking case), i.e. $\omega \tau_5 \ll 1$:

$$((1 - u^2)v'_z)' + \frac{4\alpha B}{r_0^2} a'_t = 0, \quad (4.9)$$

$$4u^2(1 - u^2) \left(\frac{4\alpha B}{r_0^2} v'_z + a''_t \right) - m^2 a_t = 0, \quad (4.10)$$

which are the same as we are studying in the paper (2.32 - 2.33) and (3.18 - 3.19) for DC conductivity and the first equation can be integrated to give

$$(1 - u^2)v'_z + \frac{4\alpha B}{r_0^2} a_t = C_0, \quad (4.11)$$

where C_0 is an integration constant which can be decided by the near horizon analysis to be

$$C_0 = \frac{i\omega}{2r_0} - \frac{16\alpha B}{r_0} s_2 \omega, \quad (4.12)$$

at order $\mathcal{O}(\omega)$.

The next step is to see which s_2 can set the leading order coefficient of a_t at the conformal boundary to be 0. If s_2 has $1/\omega$ dependence at the leading order, then there is only one term $(1 - u)$ in a_t at the order $1/\omega$ due to the m^2 term in the equation for a_t , which cannot be canceled by other terms at the boundary. Thus $s_2 \sim s_{20} + \omega s_{21} \dots$. Then for small ω we can see that there is one term $(1 - u)$ in the near horizon expansion of a_t at order $\mathcal{O}(1)$ while others are at $\mathcal{O}(\omega)$. $\mathcal{O}(\omega)$ and $\mathcal{O}(1)$ terms belong to linearly independent solutions and at the boundary they will lead to boundary values at order $\mathcal{O}(\omega)$ and $\mathcal{O}(1)$ separately because the far region equations do not depend on ω . To make sure that the leading order in a_t is 0 at the conformal boundary, we have to impose that the $\mathcal{O}(1)$ order coefficient in front of $(1 - u)$ vanish, which gives $s_{20} = -\frac{2i\alpha B}{m^2 r_0^4}$. s_{21} is now the tuning parameter to shoot the boundary value of a_t to 0.

From the far region solution we know that $v'_z(u=0) = C_0$ and $v_z = 1 + ib_1\omega/m^2$ where b_1 should be a constant at order $\mathcal{O}(1)$ in both ω and m^2 . Note that in $v'_z(0)$ there should be ω^2 order corrections which can only be obtained by considering the subleading order equations in the far region. Thus the final result for the magnetoconductivity should be

$$\sigma = \frac{2r_0^2 C_0 + b_2\omega^2}{i\omega \left(1 + i\frac{b_1\omega}{m^2}\right)} \quad (4.13)$$

$$= \frac{r_0 + \frac{64\alpha^2 B^2}{m^2} r_0^3 - ib_2\omega}{1 + ib_1\frac{\omega}{m^2}}, \quad (4.14)$$

where b_2 comes from the ω^2 corrections to $v'_z(0)$. With a simple estimate $b_2 \sim 1/m^4$ for small m . This is consistent with the fact that we are working in the small $\omega/m^2 T$ limit, in which the subleading order corrections compared to the leading order coefficients in the numerator and the denominator are usually at the same order and b_1 can not be identified as related to the relaxation time τ_5 . Note that the terms in the numerator at order $\mathcal{O}(\omega^0)$ is accurate and non-perturbative in m^2 . First we can see that when $\omega \rightarrow 0$ we reproduce the DC results: Eq. (2.37) in Sec. 2 for the $U(1)_A$ explicit breaking model and Eq. (3.22) in Sec. 3 for the massive gauge field case. Second, it is easy to see that when we take first $\omega \rightarrow 0$ and then $m^2 \rightarrow 0$ limit, r_0 will give the value of σ_E . In fact there is no good definition for σ_E from the holographic result because it may depend on the value of ω/m^2 and as we will explain at the end of this subsection there will also be contributions to the DC conductivity at order σ_E from other quasinormal modes than the one that we focus here.

There are several comments on this result which we list as follows.

- The calculation above is valid for $m^2 \gg \omega/r_0$, i.e. $\omega\tau_5 \ll 1$. If we want to go to the opposite limit $m^2 \ll \omega/r_0 \ll 1$ in this holographic framework we can still perform this calculation except that the far region equations now are totally different. This can be seen from the second equation (4.2): now the ω^2 coefficient in front of a_r is more important. The result in this limit would recover our old result in [8], including the different form of σ_E . Thus one important conclusion is that the DC calculation in the main text based on radially conserved quantities is only consistent with the AC result in the limit $\omega/r_0 \ll m^2$.
- Note that here b_1 does not give us the value of τ_5 because this is the $\omega\tau_5 \ll 1$ limit while τ_5 should be determined from the pole in the $\omega/r_0 \sim m^2$ limit. In this limit, we can also solve the equations by assuming $m^2 = \lambda_1\omega/r_0$ where λ_1 is an order 1 number. In this limit, there will be order $\mathcal{O}(\omega)$ terms in the far region equations and we should solve these equations order by order in ω , i.e. $\mathcal{O}(\omega)$ order solutions come from two parts: ω order corrections to the $\mathcal{O}(1)$ order solutions and one

linearly independent part. This is beyond the calculation in this paper and we will leave it for future investigation.

- The hydrodynamic formulas only capture the physics of the one quasinormal mode that we focus on, which has $\tau_5 T \rightarrow \infty$. However, the DC holographic result has contributions from all quasinormal modes. This means there will be an order $1/\tau_5 T$ difference in the holographic and hydrodynamic results for the DC conductivity.
- Finally note that these considerations go through with little change for the explicit breaking case. The result is given by (4.14) upon substituting $m^2 = 2q^2\phi_0^2$.

5 Conclusion and discussion

We have considered two holographic models to encode axial charge dissipation in the probe limit. They are dual to four dimensional strongly coupled anomalous systems in presence of background magnetic field. In our first holographic model, the axial charge dissipation is realised by a charged scalar non-normalisable mode. At weak coupling this corresponds to introducing a fermionic mass term. In our second holographic model, the so called Stückelberg massive $U(1)_A$ model, the $U(1)_A$ is broken by giving the axial current an anomalous dimension. As we have argued both models are closely related. Indeed if one choses the scalar mass $m_s = 0$ and $\mu = \mu_5 = 0$ the relevant equations coincide in both models.

We found that in both these two models, positive magnetoconductivity is exactly quadratic in in the magnetic field strength. Moreover this remains true even in the case of small relaxation times when the axial charge can not be considered to be approximately conserved.

This is consistent with the recent experiments [14, 15, 16, 17]. A recent weakly coupled theoretical proposal for ionic scattering [36] also found exact quadratic scaling of the magnetoconductivity with magnetic field. We note that our results, beyond being valid at strong coupling, are also different in that we consider high temperature and low chemical potentials. In particular our results suggest that at weak coupling but high temperature there should still be positive magnetoconductivity quadratic in B even when the fermi energy does not intersect any Landau level but lies in the gap region. Our models should also be of relevance for application to non-central heavy ion collisions quark gluon plasma where strong magnetic fields are present.

We have introduced the axial charge relaxation by switching on constant sources. Anther interesting way to induce it should be via a random source that averages to zero, i.e. introducing disorder. We leave this possibility for future investigation.

Acknowledgments

We thank F. Pena-Benitez, A. Donos, L. Melgar, X -L. Qi, K. Schalm, and J. Zaanen for discussions. A.J. and Y.L. would like to thank the Galileo Galilei Institute for Theoretical Physics for the hospitality and the INFN for partial support during the completion of this work. This work was supported in part by the Spanish MINECO’s “Centro de Excelencia Severo Ochoa” Programme under grant SEV-2012-0249.

A Appendix

In this appendix we will list the details of the previous holographic result on the conductivity for the case without axial charge dissipation [8] and the equations mentioned in the main text for reference.

A.1 The quantum critical conductivity σ_E in the holographic model without axial charge dissipation

In this subsection, we recall the result of the quantum critical conductivity σ_E and its plot for reference [8]. From holography in the $U(1)_V \times U(1)_A$ model with a background B field, we have

$$\sigma = \sigma_E + \frac{i}{\omega} \frac{(8B\alpha)^2}{\partial\rho_5/\partial\mu_5} \quad (\text{A.1})$$

where

$$\sigma_E = \frac{\pi^2 T}{8} \beta^2 \sec\left(\frac{\pi}{2} \sqrt{1-\beta^2}\right) \frac{\Gamma\left[\frac{3-\sqrt{1-\beta^2}}{4}\right] \Gamma\left[\frac{3+\sqrt{1-\beta^2}}{4}\right]}{\Gamma\left[\frac{5-\sqrt{1-\beta^2}}{4}\right] \Gamma\left[\frac{5+\sqrt{1-\beta^2}}{4}\right]}, \quad (\text{A.2})$$

$$\frac{\partial\rho_5}{\partial\mu_5} = \frac{\pi^2 T^2}{4} \beta^2 \frac{\Gamma\left[\frac{3-\sqrt{1-\beta^2}}{4}\right] \Gamma\left[\frac{3+\sqrt{1-\beta^2}}{4}\right]}{\Gamma\left[\frac{5-\sqrt{1-\beta^2}}{4}\right] \Gamma\left[\frac{5+\sqrt{1-\beta^2}}{4}\right]}, \quad (\text{A.3})$$

with $\beta = \frac{8B\alpha}{\pi^2 T^2}$. The plot for the real part (σ_E) and the imaginary part of σ can be found in Fig. 12. For large B , we have $\sigma_E \rightarrow 0$.

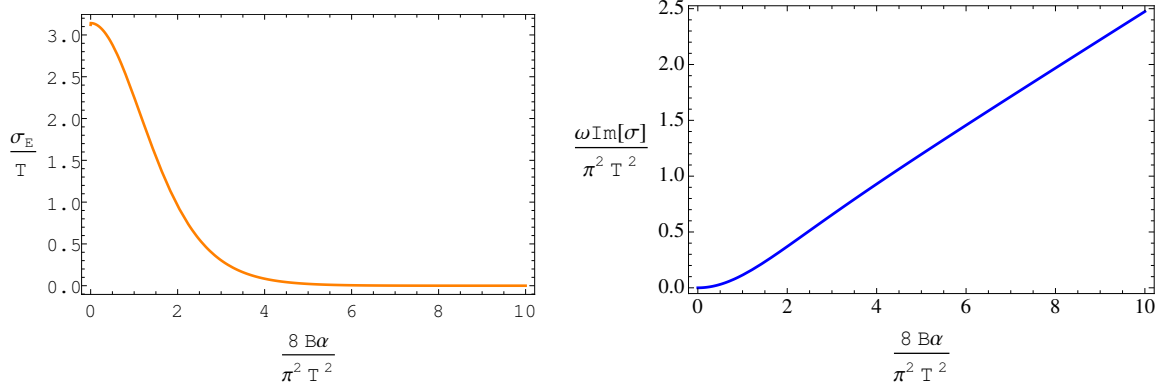


Figure 12: The real part and the imaginary part of σ in the holographic model without axial charge dissipation [8].

A.2 Equations for the background in the explicit $U(1)_A$ breaking model

Substituting the ansatz (2.12) into (2.3-2.5) we find the the following background equations of motion

$$A_t'' + \frac{3}{r}A_t' - \frac{2q^2\phi^2}{r^2f}A_t + \frac{8B\alpha}{r^3}V_z' = 0, \quad (\text{A.4})$$

$$A_z'' + \left(\frac{3}{r} + \frac{f'}{f}\right)A_z' - \frac{2q^2\phi^2}{r^2f}A_z + \frac{8B\alpha}{r^3f}V_t' = 0, \quad (\text{A.5})$$

$$V_t'' + \frac{3}{r}V_t' + \frac{8B\alpha}{r^3}A_z' = 0, \quad (\text{A.6})$$

$$V_z'' + \left(\frac{3}{r} + \frac{f'}{f}\right)V_z' + \frac{8B\alpha}{r^3f}A_t' = 0, \quad (\text{A.7})$$

$$\phi'' + \left(\frac{5}{r} + \frac{f'}{f}\right)\phi' + \left(\frac{q^2A_t^2}{r^4f^2} - \frac{q^2A_z^2}{r^4f} - \frac{m^2}{r^2f}\right)\phi = 0. \quad (\text{A.8})$$

We focus on the solution which is regular on the black hole event horizon. Thus $A_t(r = r_0) = 0$. We set $V_t(r = r_0) = 0$. Equations (A.6) and (A.7) can be simplified as $(r^3V_t' + 8B\alpha A_z)' = 0$ and $(r^3fV_z' + 8B\alpha A_t)' = 0$. Thus we can integrate the two equations to get $r^3V_t' + 8B\alpha A_z = c_0$ and $r^3fV_z' + 8B\alpha A_t = 0$. Eq. (A.4) can be written as

$$A_t'' + \frac{3}{r}A_t' - \frac{1}{r^2f} \left(2q^2\phi^2 + \frac{(8B\alpha)^2}{r^4} \right) A_t = 0. \quad (\text{A.9})$$

Note that V_z can be totally fixed by adding normalisable boundary condition.

A.3 Equations for the fluctuations in the explicit $U(1)_A$ breaking model

A.3.1 Equations of motion for longitudinal fluctuations at zero momentum

We have the following equations of motion for the *longitudinal* fluctuations $a_t, a_z, v_t, v_z, \phi_1, \phi_2$ at zero momentum on the top of the background (2.12)

$$\begin{aligned}
a_t'' + \frac{3}{r}a_t' - \frac{2q^2\phi^2}{r^2f}a_t + \frac{8B\alpha}{r^3}v_z' - \frac{2q\phi}{r^2f}(2qA_t\phi_1 + i\omega\phi_2) &= 0, \\
a_z'' + \left(\frac{3}{r} + \frac{f'}{f}\right)a_z' + \left(\omega^2 - 2q^2r^2f\phi^2\right)\frac{a_z}{r^4f^2} + \frac{8B\alpha}{r^3f}v_t' - \frac{4q^2A_z\phi}{r^2f}\phi_1 &= 0, \\
\omega a_t' + \frac{8B\alpha\omega}{r^3}v_z + 2iqr^2f(-\phi_2\phi' + \phi\phi_2') &= 0, \\
v_z'' + \left(\frac{3}{r} + \frac{f'}{f}\right)v_z' + \frac{\omega^2}{r^4f^2}v_z + \frac{8B\alpha}{r^3f}a_t' &= 0, \\
v_t' + \frac{8B\alpha}{r^3}a_z &= 0, \\
\phi_1'' + \left(\frac{5}{r} + \frac{f'}{f}\right)\phi_1' + \left(\omega^2 + q^2A_t^2 - m^2r^2f - q^2fA_z^2\right)\frac{\phi_1}{r^4f^2} \\
&\quad + \frac{1}{r^4f^2}\left(2q^2\phi(A_t a_t - a_z f A_z) + 2iq\omega\phi_2 A_t\right) = 0, \\
\phi_2'' + \left(\frac{5}{r} + \frac{f'}{f}\right)\phi_2' + \left(\omega^2 + q^2A_t^2 - m^2r^2f - q^2fA_z^2\right)\frac{\phi_2}{r^4f^2} - \frac{iq\omega}{r^4f^2}(\phi a_t + 2A_t\phi_1) &= 0.
\end{aligned}$$

A.3.2 Equations of motion for transverse fluctuations at zero momentum

The equations of motion for the *transverse* fluctuations a_x, a_y, v_x, v_y at zero momentum on the top of background (2.12) are the follows

$$a_x'' + \left(\frac{3}{r} + \frac{f'}{f}\right)a_x' + \left(\frac{\omega^2}{r^2f} - 2q^2\phi^2\right)\frac{a_x}{r^2f} + \frac{8i\omega\alpha}{r^3f}\left(V_z'v_y + A_z'a_y\right) = 0, \quad (\text{A.10})$$

$$a_y'' + \left(\frac{3}{r} + \frac{f'}{f}\right)a_y' + \left(\frac{\omega^2}{r^2f} - 2q^2\phi^2\right)\frac{a_y}{r^2f} - \frac{8i\omega\alpha}{r^3f}\left(V_z'v_x + A_z'a_x\right) = 0 \quad (\text{A.11})$$

$$v_x'' + \left(\frac{3}{r} + \frac{f'}{f}\right)v_x' + \frac{\omega^2}{r^4f^2}v_x + \frac{8i\omega\alpha}{r^3f}\left(V_z'a_y + A_z'v_y\right) = 0, \quad (\text{A.12})$$

$$v_y'' + \left(\frac{3}{r} + \frac{f'}{f}\right)v_y' + \frac{\omega^2}{r^4f^2}v_y - \frac{8i\omega\alpha}{r^3f}\left(V_z'a_x + A_z'v_x\right) = 0 \quad (\text{A.13})$$

After defining $a_{\pm} = a_x \pm ia_y, v_{\pm} = v_x \pm iv_y$, we have

$$a''_{\pm} + \left(\frac{3}{r} + \frac{f'}{f}\right)a'_{\pm} + \left(\frac{\omega^2}{r^2 f} - 2q^2 \phi^2\right)\frac{a_{\pm}}{r^2 f} \pm \frac{8\omega\alpha}{r^3 f} \left(V'_z v_{\pm} + A'_z a_{\pm}\right) = 0, \quad (\text{A.14})$$

$$v''_{\pm} + \left(\frac{3}{r} + \frac{f'}{f}\right)v'_{\pm} + \frac{\omega^2}{r^4 f^2} v_{\pm} \pm \frac{8\omega\alpha}{r^3 f} \left(V'_z a_{\pm} + A'_z v_{\pm}\right) = 0, \quad (\text{A.15})$$

For zero density case $V_t = A_t = V_z = A_z = 0$, by repeating the calculation in the appendix of [8], we have $\sigma_{xx} = \sigma_{yy} = \pi T$ and the Hall conductivity $\sigma_{xy} = 0$. When $A_t = V_z = 0$, i.e. with $\mu_5 = 0$ and $\mu \neq 0$, we have $\sigma_{xx} = \sigma_{yy} = \pi T$ and $\sigma_{xy} = \frac{\rho - \rho_h}{B}$ which is the same as the case without axial charge dissipation [8]. We do not have analytical solutions for other cases.

A.3.3 Equations for DC conductivity calculation

We have seven ODEs for the fields around the background (2.12) in which we assume the most general case with background μ and μ_5 . The equations are the following

$$\begin{aligned} a''_t + \frac{3}{r}a'_t - \frac{2q^2\phi^2}{r^2 f}a_t + \frac{8B\alpha}{r^3}v'_z - \frac{4q^2\phi A_t}{r^2 f}\phi_1 &= 0, \\ a''_z + \left(\frac{3}{r} + \frac{f'}{f}\right)a'_z - \frac{2q^2\phi^2}{r^2 f}a_z + \frac{8B\alpha}{r^3 f}v'_t - \frac{4q^2 A_z \phi}{r^2 f}\phi_1 &= 0, \\ -\frac{8B\alpha E}{r^5 f} - 2q^2\phi^2 a_r + 2q(-\phi_2\phi' + \phi\phi'_2) &= 0, \\ v''_t + \frac{3}{r}v'_t + \frac{8B\alpha}{r^3}a'_z &= 0, \\ v''_z + \left(\frac{3}{r} + \frac{f'}{f}\right)v'_z + \frac{8B\alpha}{r^3 f}a'_t &= 0, \\ \phi''_1 + \left(\frac{5}{r} + \frac{f'}{f}\right)\phi'_1 + \left(q^2 A_t^2 - m^2 r^2 f - q^2 f A_z^2\right)\frac{\phi_1}{r^4 f^2} + \frac{2q^2\phi}{r^4 f^2}(A_t a_t - a_z f A_z) &= 0, \\ \phi''_2 + \left(\frac{5}{r} + \frac{f'}{f}\right)\phi'_2 + \left(q^2 A_t^2 - m^2 r^2 f - q^2 f A_z^2\right)\frac{\phi_2}{r^4 f^2} - \left(\frac{5}{r} + \frac{f'}{f}\right)q a_r \phi - q\phi a'_r - 2q a_r \phi' &= 0. \end{aligned}$$

A.3.4 Equations for transverse fluctuations at finite ω and k

We consider transverse fluctuations a_x, a_y, v_x, v_y with finite frequency and momentum on top of (2.12) and the equations are

$$\begin{aligned}
a_x'' + \left(\frac{3}{r} + \frac{f'}{f}\right)a_x' + \left(\frac{\omega^2}{r^2 f} - \frac{k^2}{r^2} - 2q^2\phi^2\right)\frac{a_x}{r^2 f} + \frac{8i\omega\alpha}{r^3 f} \left(V_z' v_y + A_z' a_y\right) + \frac{8ik\alpha}{r^3 f} \left(A_t' a_y + V_t' v_y\right) &= 0, \\
a_y'' + \left(\frac{3}{r} + \frac{f'}{f}\right)a_y' + \left(\frac{\omega^2}{r^2 f} - \frac{k^2}{r^2} - 2q^2\phi^2\right)\frac{a_y}{r^2 f} - \frac{8i\omega\alpha}{r^3 f} \left(V_z' v_x + A_z' a_x\right) - \frac{8ik\alpha}{r^3 f} \left(A_t' a_x + V_t' v_x\right) &= 0, \\
v_x'' + \left(\frac{3}{r} + \frac{f'}{f}\right)v_x' + \left(\frac{\omega^2}{r^2 f} - \frac{k^2}{r^2}\right)\frac{v_x}{r^2 f} + \frac{8i\omega\alpha}{r^3 f} \left(V_z' a_y + A_z' v_y\right) + \frac{8ik\alpha}{r^3 f} \left(A_t' v_y + V_t' a_y\right) &= 0, \\
v_y'' + \left(\frac{3}{r} + \frac{f'}{f}\right)v_y' + \left(\frac{\omega^2}{r^2 f} - \frac{k^2}{r^2}\right)\frac{v_y}{r^2 f} - \frac{8i\omega\alpha}{r^3 f} \left(V_z' a_x + A_z' v_x\right) - \frac{8ik\alpha}{r^3 f} \left(A_t' v_x + V_t' a_x\right) &= 0.
\end{aligned}$$

After defining $a_{\pm} = a_x \pm ia_y, v_{\pm} = v_x \pm iv_y$, we have

$$\begin{aligned}
a_{\pm}'' + \left(\frac{3}{r} + \frac{f'}{f}\right)a_{\pm}' + \left(\frac{\omega^2}{r^2 f} - \frac{k^2}{r^2} - 2q^2\phi^2\right)\frac{a_{\pm}}{r^2 f} \pm \frac{8\omega\alpha}{r^3 f} \left(V_z' v_{\pm} + A_z' a_{\pm}\right) \pm \frac{8k\alpha}{r^3 f} \left(A_t' a_{\pm} + V_t' v_{\pm}\right) &= 0, \\
v_{\pm}'' + \left(\frac{3}{r} + \frac{f'}{f}\right)v_{\pm}' + \left(\frac{\omega^2}{r^2 f} - \frac{k^2}{r^2}\right)\frac{v_{\pm}}{r^2 f} \pm \frac{8\omega\alpha}{r^3 f} \left(V_z' a_{\pm} + A_z' v_{\pm}\right) \pm \frac{8k\alpha}{r^3 f} \left(A_t' v_{\pm} + V_t' a_{\pm}\right) &= 0,
\end{aligned}$$

A.4 Equations of fluctuations for massive $U(1)_A$

The linearised equations of motion for the fluctuations at general ω and k in the massive model read

$$a_t'' + \frac{3}{r}a_t' - \left(\frac{k^2}{fr^4} + \frac{m^2}{r^2 f}\right)a_t - \frac{\omega k}{fr^4}a_z + \frac{8\alpha B}{r^3}v_z' + \frac{i\omega m^2}{r^2 f}\eta = 0, \quad (\text{A.16})$$

$$v_t'' + \frac{3}{r}v_t' - \frac{k^2}{fr^4}v_t - \frac{\omega k}{fr^4}v_z + \frac{8\alpha B}{r^3}a_z' = 0 \quad (\text{A.17})$$

$$a_z'' + \left(\frac{f'}{f} + \frac{3}{r}\right)a_z' + \left(\frac{\omega^2}{r^4 f^2} - \frac{m^2}{r^2 f}\right)a_z + \frac{\omega k}{r^4 f^2}a_t + \frac{8\alpha B}{fr^3}v_t' - \frac{ikm^2}{r^2 f}\eta = 0, \quad (\text{A.18})$$

$$v_z'' + \left(\frac{f'}{f} + \frac{3}{r}\right)v_z' + \frac{\omega^2}{r^4 f^2}v_z + \frac{\omega k}{r^4 f^2}v_t + \frac{8\alpha B}{fr^3}a_t' = 0, \quad (\text{A.19})$$

$$\eta'' + \left(\frac{5}{r} + \frac{f'}{f}\right)\eta' + \left(\frac{\omega^2}{r^4 f^2} - \frac{k^2}{r^2 f}\right)\eta + \frac{i\omega}{r^4 f^2}a_t + \frac{ik}{fr^3}a_z = 0, \quad (\text{A.20})$$

with two constraint equations

$$\omega a_t' + k f a_z' + \frac{8B\alpha}{r^3}(\omega v_z + k v_t) - im^2 r^2 f \eta' = 0, \quad (\text{A.21})$$

$$\omega v_t' + k f v_z' + \frac{8B\alpha}{r^3}(\omega a_z + k a_t) = 0. \quad (\text{A.22})$$

References

- [1] K. Fukushima, D. E. Kharzeev and H. J. Warringa, “*The Chiral Magnetic Effect*,” Phys. Rev. D **78** (2008) 074033 [arXiv:0808.3382 [hep-ph]].
- [2] A. Vilenkin, “Equilibrium Parity Violating Current In A Magnetic Field,” Phys. Rev. D **22** (1980) 3080.
M. Giovannini and M. E. Shaposhnikov, “Primordial hypermagnetic fields and triangle anomaly,” Phys. Rev. D **57** (1998) 2186 [hep-ph/9710234].
A. Y. Alekseev, V. V. Cheianov and J. Frohlich, “Universality of transport properties in equilibrium, Goldstone theorem and chiral anomaly,” Phys. Rev. Lett. **81** (1998) 3503 [cond-mat/9803346].
- [3] D. T. Son and P. Surowka, “*Hydrodynamics with Triangle Anomalies*,” Phys. Rev. Lett. **103** (2009) 191601 [arXiv:0906.5044 [hep-th]].
- [4] G. M. Newman, “Anomalous hydrodynamics,” JHEP **0601** (2006) 158 [hep-ph/0511236].
H. U. Yee, “Holographic Chiral Magnetic Conductivity,” JHEP **0911** (2009) 085 [arXiv:0908.4189 [hep-th]].
A. Rebhan, A. Schmitt and S. A. Stricker, “Anomalies and the chiral magnetic effect in the Sakai-Sugimoto model,” JHEP **1001** (2010) 026 [arXiv:0909.4782 [hep-th]].
Y. Neiman and Y. Oz, “Relativistic Hydrodynamics with General Anomalous Charges,” JHEP **1103**, 023 (2011) [arXiv:1011.5107 [hep-th]].
T. Kalaydzhyan and I. Kirsch, “Fluid/gravity model for the chiral magnetic effect,” Phys. Rev. Lett. **106** (2011) 211601 [arXiv:1102.4334 [hep-th]].
K. Jensen, “Triangle Anomalies, Thermodynamics, and Hydrodynamics,” Phys. Rev. D **85** (2012) 125017 [arXiv:1203.3599 [hep-th]].
N. Banerjee, J. Bhattacharya, S. Bhattacharyya, S. Jain, S. Minwalla and T. Sharma, “Constraints on Fluid Dynamics from Equilibrium Partition Functions,” JHEP **1209** (2012) 046 [arXiv:1203.3544 [hep-th]].
V. P. Nair, R. Ray and S. Roy, “Fluids, Anomalies and the Chiral Magnetic Effect: A Group-Theoretic Formulation,” Phys. Rev. D **86** (2012) 025012 [arXiv:1112.4022 [hep-th]].
A. V. Sadofyev and M. V. Isachenkov, “The Chiral magnetic effect in hydrodynamical approach,” Phys. Lett. B **697** (2011) 404 [arXiv:1010.1550 [hep-th]].
D. T. Son and N. Yamamoto, “Berry Curvature, Triangle Anomalies, and the Chiral Magnetic Effect in Fermi Liquids,” Phys. Rev. Lett. **109** (2012) 181602 [arXiv:1203.2697 [cond-mat.mes-hall]].

- J. W. Chen, S. Pu, Q. Wang and X. N. Wang, “Berry Curvature and Four-Dimensional Monopoles in the Relativistic Chiral Kinetic Equation,” *Phys. Rev. Lett.* **110** (2013) 26, 262301 [arXiv:1210.8312 [hep-th]].
- [5] K. Landsteiner, E. Megias and F. Pena-Benitez, “*Anomalous Transport from Kubo Formulae*,” *Lect. Notes Phys.* **871** (2013) 433 [arXiv:1207.5808 [hep-th]].
- [6] N. Yamamoto, “*Generalized Bloch Theorem and Chiral Transport Phenomena*,” arXiv:1502.01547 [cond-mat.mes-hall].
- [7] D. E. Kharzeev, “*The Chiral Magnetic Effect and Anomaly-Induced Transport*,” *Prog. Part. Nucl. Phys.* **75** (2014) 133 [arXiv:1312.3348 [hep-ph]].
- [8] K. Landsteiner, Y. Liu and Y. W. Sun, “*Negative magnetoresistivity in chiral fluids and holography*,” *JHEP* **1503**, 127 (2015) [arXiv:1410.6399 [hep-th]].
- [9] H. B. Nielsen and M. Ninomiya, “*Adler-Bell-Jackiw Anomaly And Weyl Fermions In Crystal*,” *Phys. Lett. B* **130**, 389 (1983).
- [10] D. T. Son and B. Z. Spivak, “*Chiral Anomaly and Classical Negative Magnetoresistance of Weyl Metals*,” *Phys. Rev. B.* 88.104412 (2013) [arXiv:1206.1627 [cond-mat.mes-hall]].
- [11] E.V. Gorbar, V.A. Miransky, and I.A. Shovkovy. “*Chiral anomaly, dimensional reduction, and magnetoresistivity of Weyl and Dirac semimetals*,” *Phys.Rev.*, B89(8) 085126, 2014. [arXiv:1312.0027 [cond-mat.mes-hall]].
- [12] C. Adam and F. R. Klinkhamer, “Causality and CPT violation from an Abelian Chern-Simons like term,” *Nucl. Phys. B* **607** (2001) 247 [hep-ph/0101087].
Z. V. Khaidukov, V. P. Kirilin, A. V. Sadofyev and V. I. Zakharov, “On Magnetostatics of Chiral Media,” arXiv:1307.0138 [hep-th].
C. Manuel and J. M. Torres-Rincon, “Dynamical evolution of the chiral magnetic effect: applications to the quark-gluon plasma,” arXiv:1501.07608 [hep-ph].
A. Avdoshkin, V. P. Kirilin, A. V. Sadofyev and V. I. Zakharov, “On consistency of hydrodynamic approximation for chiral media,” arXiv:1402.3587 [hep-th].
- [13] H.-J. Kim, K.-S. Kim, J. F. Wang, M. Sasaki, N. Satoh, A. Ohnishi, M. Kitaoura, M. Yang, and L. Li, “*Dirac vs. Weyl in topological insulators: Adler-Bell-Jackiw anomaly in transport phenomena*,” *Phys. Rev. Lett.* **111**, 246603 (2013), [arXiv:1307.6990 [cond-mat.str-el]].
- [14] Q. Li, D. E. Kharzeev, C. Zhang, Y. Huang, I. Pletikosic, A. V. Fedorov, R. D. Zhong and J. A. Schneeloch *et al.*, “*Observation of the chiral magnetic effect in ZrTe5*,” arXiv:1412.6543 [cond-mat.str-el].
- [15] X. Huang, L. Zhao, Y. Long, P. Wang, D. Chen, Z. Yang, H. Liang, M. Xue, H. Weng, Z. Fang, X. Dai, G. Chen, “*Observation of the chiral anomaly induced neg-*

- ative magneto-resistance in 3D Weyl semi-metal TaAs,*” arXiv:1503.01304 [cond-mat.mtrl-sci].
- [16] C. Zhang, S.-Y Xu, I. Belopolski, Z. Yuan, Z. Lin, B. Tong, N. Alidoust, C.-C. Lee, S.-M. Huang, H. Lin, M. Neupane, D. S. Sanchez, H. Zheng, G. Bian, J. Wang, C. Zhang, T. Neupert, M. Zahid Hasan, S. Jia, “*Observation of the Adler-Bell-Jackiw chiral anomaly in a Weyl semimetal,*” arXiv:1503.02630 [cond-mat.mes-hall]
- [17] J. Xiong, S. K. Kushwaha, T. Liang, J. W. Krizan, W. Wang, R. J. Cava, N. P. Ong, “*Signature of the chiral anomaly in a Dirac semimetal: a current plume steered by a magnetic field,*” arXiv:1503.08179 [cond-mat.str-el]
- [18] I. R. Klebanov, P. Ouyang and E. Witten, “*A Gravity dual of the chiral anomaly,*” Phys. Rev. D **65**, 105007 (2002) [hep-th/0202056].
- [19] U. Gursoy and A. Jansen, “*(Non)renormalization of Anomalous Conductivities and Holography,*” JHEP **1410** (2014) 92 [arXiv:1407.3282 [hep-th]].
- [20] A. Jimenez-Alba, K. Landsteiner and L. Melgar, “*Anomalous magnetoresponse and the Stueckelberg axion in holography,*” Phys. Rev. D **90**, no. 12, 126004 (2014) [arXiv:1407.8162 [hep-th]].
- [21] I. Amado, N. Lisker and A. Yarom, “*Universal chiral conductivities for low temperature holographic superfluids,*” JHEP **1406**, 084 (2014) [arXiv:1401.5795 [hep-th]].
- [22] A. Jimenez-Alba and L. Melgar, “*Anomalous Transport in Holographic Chiral Superfluids via Kubo Formulae,*” JHEP **1410**, 120 (2014) [arXiv:1404.2434 [hep-th]].
- [23] M. Cubrovic, J. Zaanen and K. Schalm, “*String Theory, Quantum Phase Transitions and the Emergent Fermi-Liquid,*” Science **325**, 439 (2009) [arXiv:0904.1993 [hep-th]].
- [24] T. Faulkner, H. Liu, J. McGreevy and D. Vegh, “*Emergent quantum criticality, Fermi surfaces, and AdS(2),*” Phys. Rev. D **83**, 125002 (2011) [arXiv:0907.2694 [hep-th]].
- [25] M. Blake and A. Donos, “*Quantum Critical Transport and the Hall Angle,*” Phys. Rev. Lett. **114**, no. 2, 021601 (2015) [arXiv:1406.1659 [hep-th]].
- [26] A. Amoretti and D. Musso, “*Universal formulae for thermoelectric transport with magnetic field and disorder,*” arXiv:1502.02631 [hep-th].
- [27] M. Blake, A. Donos and N. Lohitsiri, “*Magnetothermoelectric Response from Holography,*” arXiv:1502.03789 [hep-th].
- [28] K. Y. Kim, K. K. Kim, Y. Seo and S. J. Sin, “*Thermoelectric Conductivities at Finite Magnetic Field and the Nernst Effect,*” arXiv:1502.05386 [hep-th].

- [29] Z. Zhou, J. P. Wu and Y. Ling, “*Note on DC and Hall conductivity in holographic massive Einstein-Maxwell-Dilaton gravity,*” arXiv:1504.00535 [hep-th].
- [30] G. H. Wannier, “*Theorem on the Magnetoconductivity of Metals,*” Phys. Rev. B **5**, 3836 (1972).
- [31] I. Amado, M. Kaminski and K. Landsteiner, “*Hydrodynamics of Holographic Superconductors,*” JHEP **0905**, 021 (2009) [arXiv:0903.2209 [hep-th]].
- [32] A. Donos and J. P. Gauntlett, “*Novel metals and insulators from holography,*” JHEP **1406**, 007 (2014) [arXiv:1401.5077 [hep-th]].
- [33] N. Iqbal and H. Liu, “*Universality of the hydrodynamic limit in AdS/CFT and the membrane paradigm,*” Phys. Rev. D **79**, 025023 (2009) [arXiv:0809.3808 [hep-th]].
- [34] A. Lucas and S. Sachdev, “*Memory matrix theory of magnetotransport in strange metals,*” arXiv:1502.04704 [cond-mat.str-el].
- [35] R. A. Davison and B. Gouteraux, “*Momentum dissipation and effective theories of coherent and incoherent transport,*” JHEP **1501**, 039 (2015) [arXiv:1411.1062 [hep-th]].
- [36] P. Goswami, J. H. Pixley, S. Das Sarma “*Axial anomaly and longitudinal magnetoresistance of a generic three dimensional metal,*” [arXiv:1503.02069 [cond-mat.mes-hall]].
- [37] T. Faulkner, N. Iqbal, H. Liu, J. McGreevy and D. Vegh, “*Charge transport by holographic Fermi surfaces,*” Phys. Rev. D **88**, 045016 (2013) [arXiv:1306.6396 [hep-th]].
- [38] M. Blake and D. Tong, “*Universal Resistivity from Holographic Massive Gravity,*” Phys. Rev. D **88**, no. 10, 106004 (2013) [arXiv:1308.4970 [hep-th]].
- [39] T. Andrade and B. Withers, “*A simple holographic model of momentum relaxation,*” JHEP **1405**, 101 (2014) [arXiv:1311.5157 [hep-th]].
- [40] L. Melgar, “*Universality of Anomalous Transport for zero temperature Superfluids,*” arXiv:1406.5351 [hep-th].
- [41] I. Papadimitriou and K. Skenderis, “*AdS / CFT correspondence and geometry,*” hep-th/0404176.
- [42] M. Stephanov, H. U. Yee and Y. Yin, “*Collective Modes of Chiral Kinetic Theory in Magnetic Field,*” arXiv:1501.00222 [hep-th].
- [43] M. Blake, D. Tong and D. Vegh, “*Holographic Lattices Give the Graviton an Effective Mass,*” Phys. Rev. Lett. **112**, no. 7, 071602 (2014) [arXiv:1310.3832 [hep-th]].