

Excitation functions of the $^{nat}\text{Ta}(p,x)^{178m2}\text{Hf}$ and $^{nat}\text{W}(p,x)^{178m2}\text{Hf}$ reactions at energies up to 2600 MeV

Yu. E. Titarenko¹, V. F. Batyaev¹, K.V. Pavlov¹, A.Yu. Titarenko¹, V. M. Zhivun^{1,2}, M. V. Chazova¹, A.V. Ignatyuk^{1,3}, S.G. Mashnik⁴, S. Leray⁵, A. Boudard⁵, J.-C. David⁵, D. Mancusi⁵, J. Cugnon⁶, Y. Yariv⁷, K. Nishihara⁸, N. Matsuda⁸, H. Kumawat⁹, A.Yu. Stankovsky¹⁰

¹NRC Kurchatov Institute “Institute for Theoretical and Experimental Physics”, Moscow, Russia

²NRNU MEPhI (Moscow Engineering Physics Institute), Moscow, Russia

³Institute of Physics and Power Engineering, Obninsk, Russia

⁴Los Alamos National Laboratory, Los Alamos, USA

⁵CEA, Saclay, France

⁶University of Liege, Belgium

⁷Soreq NRC, Yavne, Israel

⁸JAEA, Tokai, Japan

⁹BARC, Mumbai, India

¹⁰SCK·CEN, Belgium

Abstract

Due to potential level of energy intensity $^{178m2}\text{Hf}$ is an extremely interesting isomer. One possible way to produce this isomer is irradiation of ^{nat}Ta or ^{nat}W samples with high energy protons. Irradiation of ^{nat}Ta and ^{nat}W samples performed for other purposes provides an opportunity to study the corresponding reactions. This paper presents the $^{178m2}\text{Hf}$ independent production cross sections for both targets measured by the gamma-ray spectrometry method. The reaction excitation functions have been obtained for the proton energies from 40 up to 2600 MeV. The experimental results were compared with calculations by various versions of the intranuclear cascade model in the well-known codes: ISABEL, Bertini, INCL4.5+ABLA07, PHITS, CASCADE07 and CEM03.02. The isomer ratio for the $^{nat}\text{Ta}(p,x)^{178m2}\text{Hf}$ reaction is evaluated on the basis of the available data.

Irradiations of the thin sample-targets of ^{nat}Ta and ^{nat}W with protons in the energy range 40-2600 MeV have been performed at the ITEP accelerator during the period from September 1, 2006 to August 31, 2009, within the framework of the ISTC Project #3266. Irradiation conditions and the measured independent and cumulative yields of the main reaction products are presented in Refs. [1 - 3]. About 600 gamma- and alpha-spectra have been measured for both ^{nat}Ta and ^{nat}W , from the analysis of which 882 cross sections were estimated for ^{nat}Ta and 1013 cross sections were obtained for ^{nat}W . These data were presented in the form of 173 residual excitation functions for ^{nat}Ta and 193 excitation functions for ^{nat}W . However, on account of an essential background in the region of gamma-ray lines corresponding to $^{178m2}\text{Hf}$, the yield of this isomer has not been determined.

To estimate the yields of $^{178m2}\text{Hf}$ the measurements of gamma-spectra for the early irradiated samples of ^{nat}Ta and ^{nat}W were continued during 2012 – 2014. Preliminary results were published in Ref. [4]. The increased time after irradiation provides a significant decrease in the radioactivity background because of the natural decay of the reaction products with short half-lives, and that allows us to identify the $^{178m2}\text{Hf}$ by its distinctive gamma lines quite confidently. Two gamma-ray spectrometers with HP Ge detectors of the GC2518 type and the DSA1000 analyzers were used for the spectra measurements. The absolute efficiency of each spectrometer was calibrated by means of the validated gamma-sources: ^{207}Bi , ^{153}Gd , ^{22}Na , ^{241}Am , ^{228}Th , ^{152}Eu , ^{139}Ce , ^{137}Cs , ^{133}Ba , ^{113}Sn , ^{109}Cd , ^{88}Y , ^{60}Co , ^{57}Co , ^{54}Mn , which were certified by the VNIIM State metro-

logical center. An example of such calibration is shown in Fig. 1. The background spectrum of the laboratory room, in which the measurements were carried, is shown in Fig. 2.

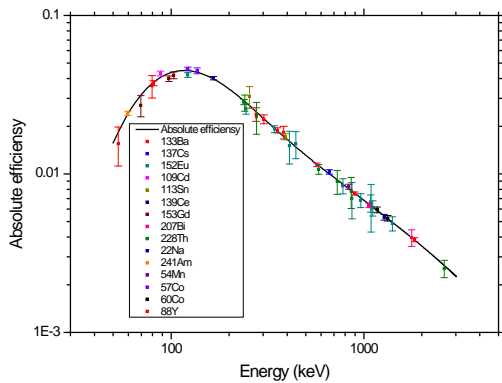


Fig. 1. The efficiency of ND gamma-ray spectrometer.

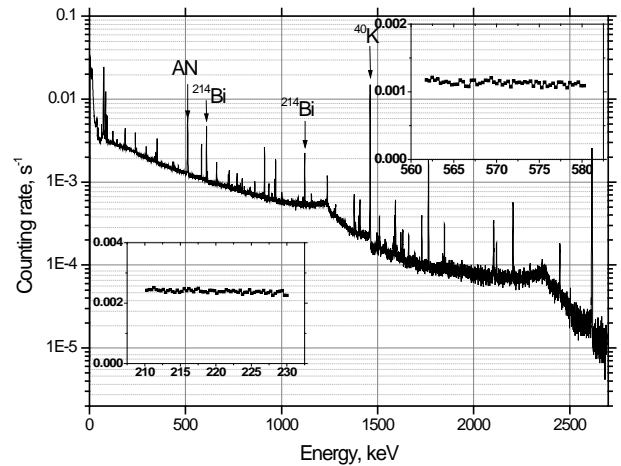


Fig. 2. The laboratory background spectrum. The measuring time was 14 days.

The $^{178m2}\text{Hf}$ yield was identified in accordance with the intensity of its gamma-lines: 213.4 keV (81.4%), 216.7 keV (64.6%) and 574.2 keV (88.0 %) [5]. Other gamma-lines were not considered because of their lower yields (<20%) or the overlapping of their energies with the gamma-peaks from other reaction products. As a rule we did not analyze the gamma-lines with energies less than 100 keV.

The measured gamma-spectrum of the $^{\text{nat}}\text{Ta}$ and $^{\text{nat}}\text{W}$ samples for about 5 years after irradiation by 600 MeV and 800 MeV protons is shown in Figs. 3-4. Enlarged plots of the gamma-peaks used for the $^{178m2}\text{Hf}$ identification are shown in the corresponding insets of this Figs.

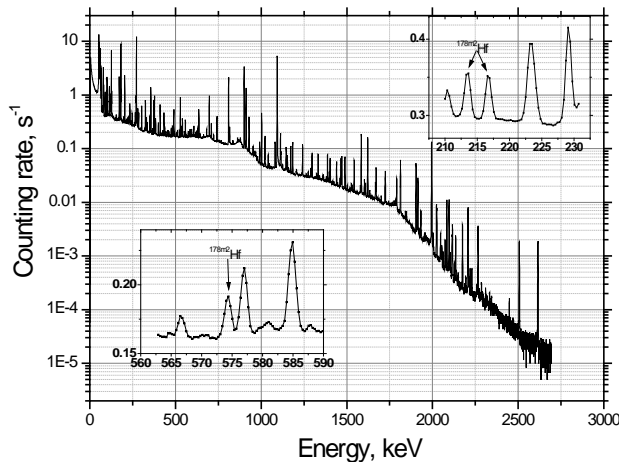


Fig. 3. The measured gamma spectrum of the $^{\text{nat}}\text{Ta}$ sample for about 5 years after irradiation with 600 MeV protons. The measuring time was ~ 7 days.

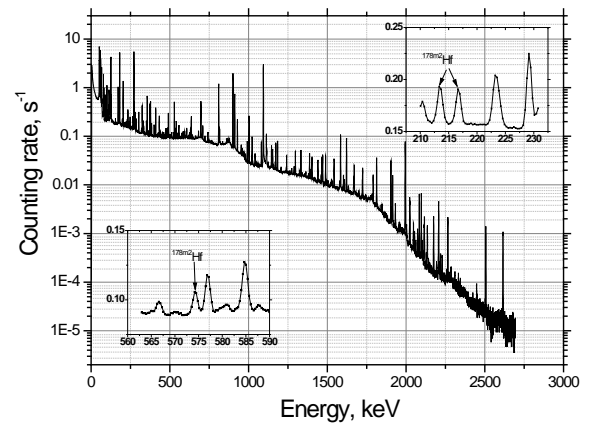


Fig. 4. The measured gamma spectrum of the $^{\text{nat}}\text{W}$ sample for about 5 years after irradiation with 800 MeV protons. The measuring time was ~ 10 days.

$$\sigma^{ind} = \frac{\bar{R}^{ind}}{\hat{\Phi}_{st}}, \quad (3),$$

where σ_i^{ind} is independent cross section $^{178m2}\text{Hf}$, Φ_{st} is the proton flux, the data given in Ref. [3].

Uncertainties ΔR_i^{ind} , $\Delta \bar{R}_i^{ind}$ and $\Delta \sigma^{ind}$ were calculated in according to [7]

The cross sections obtained for $^{178m2}\text{Hf}$ production are given for both targets in Table 1 together with the corresponding uncertainties.

Table 1. Measured cross sections for the $^{nat}\text{Ta}(p,x)^{178m2}\text{Hf}$ and $^{nat}\text{W}(p,x)^{178m2}\text{Hf}$ reactions

Proton energy (MeV)	Cross section and its uncertainty (mb)	
	^{nat}Ta	^{nat}W
44	0.041 ± 0.012	—
68	0.075 ± 0.022	—
98	0.102 ± 0.029	—
149	0.208 ± 0.028	0.102 ± 0.028
248	0.189 ± 0.022	0.092 ± 0.021
399	0.273 ± 0.026	0.191 ± 0.044
599	0.316 ± 0.022	0.204 ± 0.015
799	0.290 ± 0.020	0.213 ± 0.013
1199	0.278 ± 0.018	0.170 ± 0.019
1598	0.215 ± 0.029	0.134 ± 0.044
2605	0.257 ± 0.029	0.218 ± 0.034

The measured cross sections are shown in Figs. 6 and 7, in comparison with the calculated independent and cumulative cross sections for the ^{172}Hf production. Calculations are performed for various versions of the intranuclear cascade model realized in the well-known codes: ISABEL, Bertini, INCL4.5+ABLA07, PHITS, CASCADE07 and CEM03.02. A brief discussion of these codes was given in Refs. [1 – 3], and a more detailed consideration of their approximations can be found in the original publications refereed in [3]. All codes calculate the residual nuclide production, but, unfortunately, they do not split the nuclide cross sections over the isomeric states.

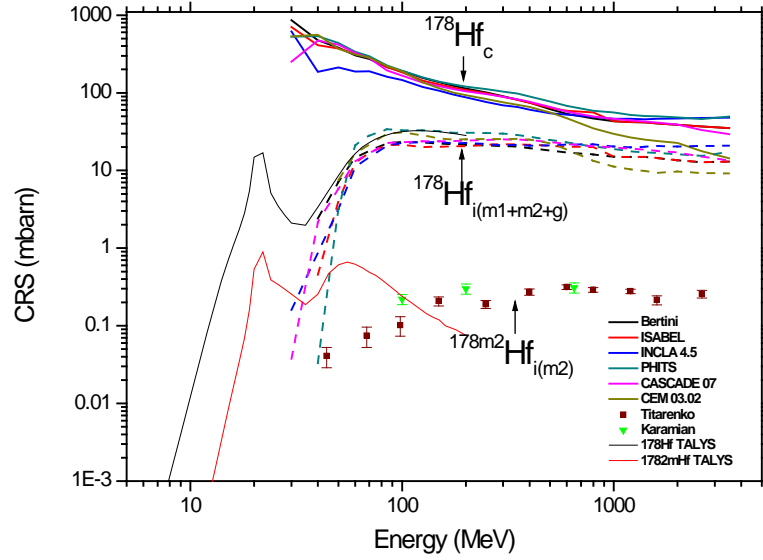


Fig. 6. Calculated cross sections for $^{178}\text{Hf}_c$, $^{178}\text{Hf}_{i(m1+m2+g)}$ and experimental data of the excitation function for $^{\text{nat}}\text{Ta}(p,x)^{178m2}\text{Hf}_{i(m2)}$ reaction.

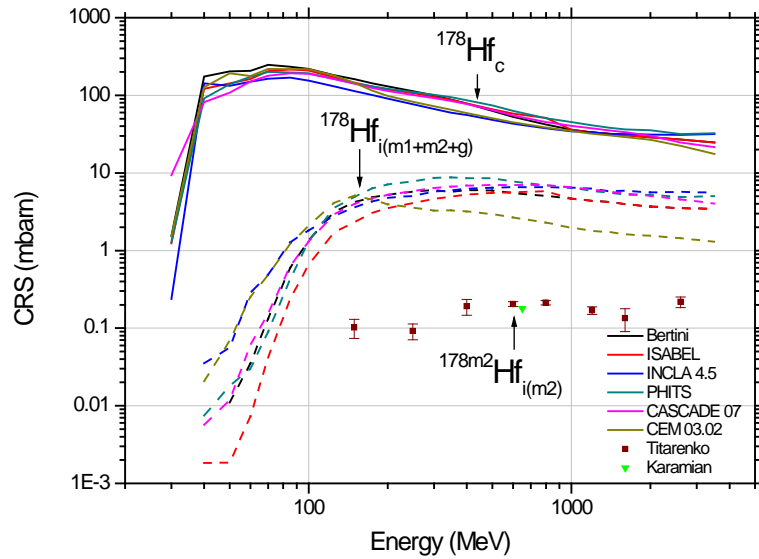


Fig. 7. Calculated cross sections for $^{178}\text{Hf}_c$, $^{178}\text{Hf}_{i(m1+m2+g)}$ and experimental data of the excitation function for $^{\text{nat}}\text{W}(p,x)^{178m2}\text{Hf}_{i(m2)}$ reaction.

In addition, Figs. 6 and 7 present the experimental data which was obtained earlier at JINR, Dubna by Karamian et al. [8]. Despite the fact that in Ref. [8] a thick target ($a = 2$ cm) had been irradiated, the results agree within the limits of experimental errors for the proton energy of 660 MeV, since the energy loss was only $\sim 7\%$. Discrepancy for energies of 200 MeV and 100 MeV is because of a significant loss of energy (up to stop of the beam).

Fig. 6 includes also the calculations of $^{nat}\text{Ta}(p,x)^{178}\text{Hf}$ and $^{nat}\text{Ta}(p,x)^{178m2}\text{Hf}$ cross sections in the energy region below 200 MeV performed with the TALYS code [9]. This code attempts to estimate the split of nuclide-production cross sections over the isomeric states. However, the schemes of low-lying levels should be known for such calculations. Unfortunately, for ^{178}Hf the low-lying levels are estimated not well below 2.1 MeV only, while the spins of many levels around the m2-isomeric state (2.446 MeV) are not identified yet [5]. In such conditions there are no reasons to hope on a high accuracy of the calculated isomeric cross-sections. The calculated yields for ^{178}Hf agree reasonably with the transport-code results at energies above 50 MeV, and a large spread of results arises at the lower energies only, that is connected with the approaches simulating the α -particle production in the preequilibrium processes [9]. The calculated cross sections for the $^{178m2}\text{Hf}$ production disagree rather strongly with the experimental data for the whole energy region.

For many applications, an analysis of the isomeric ratios can be more useful than the cross-section consideration. To obtain such ratios we used the TALYS nuclide cross sections in the energy range below 200 MeV and the calculated cross sections averaged over all transport-code data at higher energies. The obtained isomeric ratios are shown in Fig. 8 together with the TALYS results. To take into account the uncertainties of cross section estimations, the uncertainties for the isomer ratios were assumed twice as large as the relative uncertainties of experimental data.

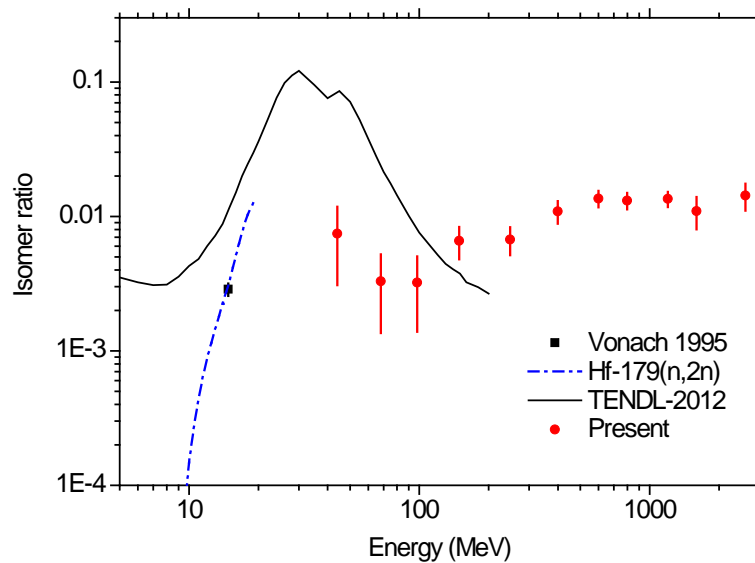


Fig. 8. Estimated isomer ratios for the $^{181}\text{Ta}(p,x)^{178m2}\text{Hf}$ reaction compared with the TENDL-2012 and the low-energy data for the $^{179}\text{Hf}(n,2n)^{178m2}\text{Hf}$ reaction.

In neutron-induced reactions, the yield of isomer $^{178m2}\text{Hf}$ ($J^\pi=16^+$) was analyzed in Refs. [10-12]. For the neutron energy of 14.8 MeV, the estimated yield of $^{178m2}\text{Hf}$ in the reaction $^{179}\text{Hf}(n,2n)$ corresponds to the value of 6.33 ± 0.28 mb [11]. Since the total cross section for the $^{179}\text{Hf}(n,2n)$ reaction at this energy is equal to 2200 ± 150 mb, the value of the isomer ratio is equal ~ 0.003 with an uncertainty about 10%. On the other hand, the empirical systematics of isomeric ratios for neutron-induced reactions provides a value of 0.001 with an uncertainty of more than 50% for the 16^+ spin case [11].

Theoretical calculations [12] of the isomeric ratio for the high-spin states in the neutron energy up to 20 MeV indicate a systematic growth of the isomeric ratio with an increase of energies. Such growth looks confirmed also by the TALYS results for the energies below 30 MeV, but the absolute values of the isomer ratios are overestimated about ten times in these calculations. On the basis of the experimental data, we can conclude that a more probable behavior of the isomer ratio corresponds to a smooth transition from the low-energy values of the (n,2n) reaction to the decreasing part at the energies from 25-30 to about 80 MeV and the following growth of the isomer ratio to the high-energy value about 0.014 ± 0.002 .

The evaluated value of the isomer ratio can be used for a more serious simulation of the level scheme around the m2-isomer. Such scheme will be certainly very interesting for the calculations of $^{178m2}\text{Hf}$ production in other reactions including the reactions on the $^{\text{nat}}\text{W}$ sample. Accumulation of new experimental data on the high-spin isomer production is certainly important for a further development of nuclear reaction models, too.

ACKNOWLEDGEMENTS

The authors would like to thank the ITEP accelerator team for the long-time participation in irradiation of various samples. The authors appreciated also very much the support received from the ISTC and IAEA CRP projects, as well as from the current pilot project of the National Research Center "Kurchatov Institute". Part of the work performed at LANL was carried out under the auspices of the National Nuclear Security Administration of the U.S. Department of Energy. Last but not least, we thank Dr. Roger L. Martz for a careful reading of our manuscript and useful suggestions on its improvement.

References

- [1] Yu. E. Titarenko, V. F. Batyaev, A. A. Belonozhenko, S. P. Borovlev, M. A. Butko, S. N. Florya, K. V. Pavlov, V. I. Rogov, R. S. Tikhonov, A. Yu. Titarenko, and V. M. Zhivun, Experimental and Theoretical Study of the Residual Nuclide Production in 40 – 2600 MeV Proton-Irradiated Thin Targets of ADS Structure Materials, IAEA, IAEA Nuclear Data Section, Vienna International Centre, A-1400 Vienna, Austria, INDC (CCP)-0453, October 2011.
- [2] Yu. E. Titarenko, V. F. Batyaev, A. Yu. Titarenko, M. A. Butko, K. V. Pavlov, S. N. Florya, R. S. Tikhonov, V. M. Zhivun, A. V. Ignatyuk, S. G. Mashnik, S. Leray, A. Boudard, J. Cugnon, D. Mancusi, Y. Yariv, K. Nishihara, N. Matsuda, H. Kumawat, G. Mank, and W. Gudowski, Measurement and Simulation of the Cross Sections for Nuclide Production in nat-W and 181-Ta Targets Irradiated with 0.04- to 2.6-GeV Protons, *Phys. At. Nucl.* **74**, 551 (2011).
- [3] Yu. E. Titarenko, V. F. Batyaev, M. A. Butko, D. V. Dikarev, S. N. Florya, K. V. Pavlov, A. Yu. Titarenko, R. S. Tikhonov, V. M. Zhivun, A. V. Ignatyuk, S. G. Mashnik, A. Boudard, S. Leray, J.-C. David, J. Cugnon, D. Mancusi, Y. Yariv, H. Kumawat, K. Nishihara, N. Matsuda, G. Mank, W. Gudowski, Verification of high-energy transport codes on the basis of activation data, LANL Report LA-UR-11-02704, Los Alamos (2011), arXiv:1106.0054; *Phys. Rev. C* **84**, 064612 (2011).
- [4] Yu. E. Titarenko, K. V. Pavlov, V. I. Rogov, A. Yu. Titarenko, S. N. Yuldashev, V. M. Zhivun, A. V. Ignatyuk, S. G. Mashnik, S. Leray, A. Boudard, J.-C. David, D. Mancusi, J. Cugnon, Y. Yariv, K. Nishihara, N. Matsuda, H. Kumawat, A. Yu. Stankovskiy, Excitation

function of the nat-Ta(p,x)^{178m2}Hf reaction, Proc. Eleventh International Topical Meeting on Nuclear Applications of Accelerators (AccApp2013), 2013, August 5-8, Bruges, Belgium), LANL Report LA-UR-13-24698, Los Alamos (2013); arXiv:1307.2626.

[5] R.B. Firestone, in *Table of Isotope, 8th ed.: 1998 Update* (with CD ROM) edited by S.Y. Frank Chu (CD ROM Editor) and C.M. Baglim (Wiley Interscience, New York, 1996).

[6] Ellery Storm and Harvey I. Israel, Photon Cross Sections from 1 keV to 100 MeV for Elements Z = 1 to Z = 100, Nucl. Data Tables **A7**, 565-681 (1970).

[7] JCGM 100:2008, GUM 1995 with minor corrections, GUM Evaluation of measurement data — Guide to the expression of uncertainty in measurement, First edition, September 2008, JCGM 2008.

[8] S. A. Karamian, J. Adam, D. V. Filosofov, D. Henzlova, V. Henzl, V. G. Kalinnikov, N. A. Lebedev, A. F. Novgorodov, C. B. Collins, I. I. Popescu, and C. A. Ur, Accumulation of the ^{178m2}Hf Isomeric Nuclei Through Spallation with Intermediate-Energy Protons of Tantalum and Rhenium Targets, Nucl. Instrum. Meth. A **489**, 448 (2002).

[9] A.J. Koning, D. Rochman, S.C van der Marck, J. Kopecky, J. Ch. Sublet, S. Pomp, H. Sjostrand, R. Forrest, E. Bauge and H. Henriksson. TENDL-2012: TALYS-based evaluated nuclear data library. <http://www/talys/tendl2012>.

[10] J. Kopecky and H. Gruppelaar, Systematics of Neutron-Induced Isomeric Cross-Section Ratios at 14.5 MeV, ECN Report ECN-200 (1987).

[11] H. Vonach and M. Wagner, Evaluation of Some Activation Cross Sections for Formation of Long-Lived Activities Important for Fusion Technology, in: Proceedings of the Third Research Coordination Meeting Organized by the International Atomic Energy Agency on Activation Cross Sections for the Generation of Long-Lived Radionuclides of Importance in Fusion Reactor Technology, Report INDC(NDS)-342/L, IAEA, Vienna, 1995.

[12] M. B. Chadwick, A. V. Ignatyuk, A. B. Pashchenko, H. Vonach, and P. G. Young, Nuclear Model Calculations of Activation Cross Sections for Fusion Reactor Technology, Fusion Engineering and Design **37**, 79 (1997).