

Thermopower and thermoelectric power factor of \mathbb{Z}_k parafermion quantum dots

Lachezar S. Georgiev

*Institute for Nuclear Research and Nuclear Energy, Bulgarian Academy of Sciences, 72 Tsarigradsko
Chaussee, 1784 Sofia, Bulgaria*

Abstract

Using the conformal field theory approach to the thermoelectric characteristics of fractional quantum Hall states, previously developed in Nucl. Phys. B 894 (2015) 284, we show that the thermoelectric power factor of Coulomb-blockaded islands, realized by point contacts in Fabry–Pérot interferometers in the \mathbb{Z}_k parafermion Hall states, could give reliable signatures for distinguishing the topological orders of different quantum Hall states having identical electric properties. For example, while the conductance peak patterns in the Coulomb blockade regime for such states are practically indistinguishable for $v_n \ll v_c$ even at finite temperature, where v_n and v_c are the Fermi velocities of the neutral and charged modes respectively, the power factors \mathcal{P}_T of the corresponding states are much more sensitive to the neutral modes. In particular, the smaller $r = v_n/v_c$ the bigger the asymmetries in the power factor which combined with the thermal broadening of the conductance peaks due to the neutral modes' multiplicities could give us the ultimate tool to figure out which of the competing quantum Hall universality classes are indeed realized in the experiments. We give a complete description of the power factor profiles in the \mathbb{Z}_3 and \mathbb{Z}_4 parafermion states with arbitrary number of quasiparticles localized in the bulk which could be useful for comparison with the experiments.

Keywords: Coulomb blockade, Parafermion Hall states, Thermopower
PACS: 71.10.Pm, 73.21.La, 73.23.Hk, 73.43.-f

1. Introduction

The chiral edge excitations characterizing the topological order of the fractional quantum Hall (FQH) universality classes have been successfully described by conformal field theories (CFT) [1, 2, 3, 4]. Some of these CFT models possess excitations with fractional electric charge and non-Abelian exchange statistics [5, 6] which makes them very promising in the field of topologically protected quantum information processing [7, 8]. Therefore it is very important to find experimentally observable

Email address: lgeorg@inrne.bas.bg (Lachezar S. Georgiev)

signatures distinguishing between different universality classes of strongly interacting two-dimensional electron systems in strong perpendicular magnetic fields. Usually for a given filling factor ν_H there are more than one candidate state, respectively more than one CFT describing the corresponding universality class. Some of them are Abelian and share the same electric properties, such as the quantized Hall conductance, spectra of the electric charge of the quasiparticle excitations and conductance of a Coulomb blockaded quantum dot at low temperatures [9]. These states could still be distinguished by their thermoelectric properties, such as the thermal conductance, thermopower, figure of merit and thermoelectric power factor [10]. The role of thermopower for detecting non-Abelian quantum Hall states in the Corbino geometry has been pointed out in Refs. [11, 12].

In this paper we will show how to apply the conformal field theory approach, developed in Ref. [10] within the linear response regime for Coulomb blockaded fractional quantum Hall states, to the calculation of experimentally important thermoelectric characteristics the \mathbb{Z}_k parafermion quantum Hall states, i.e., how to use the CFT partition function for these states in order to calculate the thermopower for a Coulomb blockaded quantum dot (QD), at non-zero temperature for the experimental setup of Refs. [13, 14, 10]. We shall also assume that the reader is familiar with the diagonal coset construction of the \mathbb{Z}_k parafermion quantum Hall states developed in Ref. [15], as well as with the technical details of the Aharonov–Bohm flux incorporation into the disk CFT partition functions for FQH droplets, which was derived in Ref. [16]. In this sense, the present work is a continuation of Ref. [10], adding two more examples, the \mathbb{Z}_3 and \mathbb{Z}_4 parafermion Hall states, to the general CFT approach to the thermoelectric characteristics of Coulomb-blockaded FQH states, developed in Ref. [10].

Measuring the power factor [10] computed from the thermopower could experimentally allow us to estimate the ratio $r = v_n/v_c$ of the Fermi velocities of the neutral and charged edge modes. Notice that this ratio might depend on the details of the experimental setup and might differ from sample to sample. Initially we consider the case $v_n = v_c$ when the low-energy effective field theory Hilbert space of the edge states of the QD has a conformal symmetry, which allows us to write explicitly the Grand canonical partition function. Bearing in mind that interactions could renormalize the Fermi velocities of the charged and neutral modes we can compute various thermoelectric properties from this partition function, taking into account that if $v_n < v_c$ this changes only one parameter $\tau \rightarrow \tau' = r\tau$ in the neutral sector of the above partition function [10]. Comparing them with the corresponding quantities measured experimentally could eventually allow us to distinguish between the different candidate quantum Hall states for the filling factor

$$\nu_H = \frac{k}{kM+2}, \quad k = 1, 2, \dots, \quad M = \text{odd} \quad (1)$$

such as the \mathbb{Z}_k parafermion FQH states of Read–Rezayi [6] and their maximally symmetric [17] Abelian parents with $su(k) \oplus su(k)$ symmetry introduced in Ref. [15] where the former is realized as a diagonal coset projection of the latter. In this paper we consider the most interesting case for which $M = 1$.

The first member of the Read–Rezayi hierarchy of FQH states, corresponding to $k = 2$, is the well known Moore–Read (Pfaffian) state [5, 15] whose thermoelectric

properties have been investigated in previous work [14, 10]. Here we will extend the analysis of Ref. [10] to the other Read–Rezayi states in order to compute the thermopower of a Coulomb blockaded island in these FQH states in terms of the Grand-canonical averages of the edge states’ Hamiltonian and particle number operators. To this end we will use the structure of the Grand-canonical partition functions for general FQH states on a disk properly modified in presence of Aharonov–Bohm (AB) flux [16]. We calculate numerically and plot the thermopower, the electric and thermal conductances and the power factors for these states with odd or even number of bulk quasiparticles.

Following Ref. [10] we will express the thermopower S (or, the Seebeck coefficient) and the corresponding power factor \mathcal{P}_T

$$S = -\frac{\langle \varepsilon \rangle}{eT}, \quad \mathcal{P}_T = S^2 G, \quad (2)$$

where G is the electric conductance of the island, in terms of the average energy of the tunneling electrons ε which can be computed from the Grand canonical partition function of the edge states as the difference of the total QD energies with $N + 1$ and N electrons on the edge [10]

$$\langle \varepsilon \rangle_{\beta, \mu_N}^\phi = \frac{\langle H_{\text{CFT}}(\phi) \rangle_{\beta, \mu_{N+1}} - \langle H_{\text{CFT}}(\phi) \rangle_{\beta, \mu_N}}{\langle N_{\text{el}}(\phi) \rangle_{\beta, \mu_{N+1}} - \langle N_{\text{el}}(\phi) \rangle_{\beta, \mu_N}}. \quad (3)$$

Here $\beta = (k_B T)^{-1}$ is the inverse temperature, $\langle N_{\text{el}}(\phi) \rangle_{\beta, \mu_N}$ is the electron number thermal average on the edge, with N electrons at zero gate voltage (characterized by the chemical potential μ_N), as a function of the external side-gate voltage V_g or AB flux ϕ . The variation of the side-gate voltage V_g induces (continuously varying) “external charge” $eN_g = C_g V_g$ on the edge [18, 19], which is equivalent to the AB flux-induced variation of the particle number $N_\phi = \nu_H \phi$, so that we can use instead of the gate voltage V_g the equivalent AB flux ϕ determined from

$$C_g V_g / e \equiv \nu_H \phi \quad \text{with} \quad \phi = (e/h)(BA - B_0 A_0), \quad (4)$$

where A_0 is the area of the CB island and B_0 is the magnetic field at $V_g = 0$.

The electron number average on the QD’s edge can be computed from the Grand potential $\Omega = -k_B T \ln Z(T, \mu)$

$$\langle N_{\text{el}}(\phi) \rangle_{\beta, \mu} = -\frac{\partial \Omega_\phi(T, \mu)}{\partial \mu} + \nu_H \phi, \quad (5)$$

and the Grand potential Ω_ϕ in presence of non-zero side-gate voltage is expressed by $\Omega_\phi = -k_B T \ln Z_\phi(T, \mu)$ with $Z_\phi(T, \mu)$ being the Grand partition function in presence of side-gate voltage [16]

$$Z_\phi(\beta, \mu) = \text{tr}_{\mathcal{H}} e^{-\beta(H_{\text{CFT}}(\phi) - \mu N_{\text{imb}})}. \quad (6)$$

Here \mathcal{H} is the Hilbert space at zero gate voltage, corresponding to $\phi = 0$, the thermodynamic parameters β and μ are independent of ϕ , and all flux dependence is moved

to the *twisted operator of energy* $H_{\text{CFT}}(\phi)$ and the charge imbalance [19] N_{imb} (cf. Eqs. (32) and (33) in [16])

$$H_{\text{CFT}}(\phi) = H_{\text{CFT}} - \Delta\varepsilon\phi N_{\text{el}} + \frac{v_H}{2}\Delta\varepsilon\phi^2, \quad N_{\text{imb}} = N_{\text{el}} - v_H\phi, \quad (7)$$

where N_{el} and H_{CFT} are the electron number operator and the CFT Hamiltonian, respectively, at zero gate voltage. The ultimate effect of the AB flux on the partition function $Z(\beta, \mu)$ is shifting $\mu \rightarrow \mu + \phi\Delta\varepsilon$, i.e., $Z_\phi(\beta, \mu) = Z(\beta, \mu + \phi\Delta\varepsilon)$, where $\Delta\varepsilon = \hbar 2\pi v_F/L$ is the non-interacting energy spacing of electrons with Fermi velocity v_F on a QD of circumference L .

The conductance G of the Coulomb blockaded island in presence of AB flux (or gate voltage), which is needed for the computation of the power factor \mathcal{P}_T , can be computed at finite temperature (in the linear response regime) according to Eq. (10) in [13] with $\mu = 0$

$$G(\phi) = \frac{e^2}{h} \left(v_H + \frac{1}{2\pi^2} \left(\frac{T}{T_0} \right) \frac{\partial^2}{\partial \phi^2} \ln Z_\phi(T, 0) \right) \quad (8)$$

and is zero in large intervals called CB valleys while showing sharp peaks at certain positions of the gate voltage as illustrated in Fig. 1 for the \mathbb{Z}_3 parafermion FQH state. The temperature scale T_0 in Eq. (8) is defined through $k_B T_0 = \Delta\varepsilon/2\pi$.

Notice that Eq. (8) gives only the conductance of the CB island. The total conductance of the Fabry–Pérot interferometer, or the single-electron transistor (SET) realized with the help of a side gate as in Fig. 1 in Ref. [10], is [13]

$$G_{\text{SET}} = \frac{h}{e^2} \frac{G_L G_R}{G_L + G_R} G(\phi),$$

where G_L and G_R are the tunneling conductances of the left and right quantum point-contacts, which are assumed to be energy independent in the linear response regime but might depend on the temperature [13].

Finally, in order to compute the CB island's thermopower by Eq. (3), we calculate the average quantum dot energies with N electrons on the edge at temperature T and chemical potential μ in presence of AB flux from the standard Grand canonical ensemble relation [20, 10]

$$\langle H_{\text{CFT}}(\phi) \rangle_{\beta, \mu} = \Omega_\phi(\beta, \mu) - T \frac{\partial \Omega_\phi(\beta, \mu)}{\partial T} - \mu \frac{\partial \Omega_\phi(\beta, \mu)}{\partial \mu}. \quad (9)$$

As a final detail of the recipe of Ref. [10] for the computation of the thermopower through Eq. (3) we emphasize that the chemical potentials μ_N and μ_{N+1} of the QD with N and $N+1$ electrons respectively should be chosen as [10]

$$\mu_N = -\frac{\Delta\varepsilon}{2}, \quad \mu_{N+1} = \frac{\Delta\varepsilon}{2}.$$

2. Partition functions for the \mathbb{Z}_k parafermion FQH states

One interesting connection has been found in Ref. [15] between the \mathbb{Z}_k Read-Rezayi FQH states, which have been originally introduced [6] as trial many-body wave functions of $k+1$ -body δ function interaction Hamiltonians, and the maximally-symmetric chiral quantum Hall (MSCQH) lattices in the classification of Ref. [17]. The MSCQH lattices describe Abelian CFTs which are rational extensions of the $\widehat{u(1)^N}$ current algebra [21] with a finite number of N -dimensional vertex operators whose charges form an odd integer N -dimensional lattice with positive definite Gram matrix [17]. The simplest MSCQH lattice, denoted by the symbol $(M+2 | \Delta_1 A_{k-1} \Delta_1 A_{k-1})$ in the notation of Ref. [17], which reproduces the filling factor (1) has been shown [15] to contain a $\widehat{u(1)}$ current algebra corresponding to a Luttinger liquid with compactification radius $k(k+2)$ (for the case $M=1$) and two copies of the $\widehat{su(k)}_1$ current algebra, corresponding to lattices whose metrics is equal to the Cartan matrix of the Lie algebra A_{k-1} , altogether combined in a non-trivial way by \mathbb{Z}_k pairing rules [15].

Although the MSCQH lattice corresponding to $(3 | \Delta_1 A_{k-1} \Delta_1 A_{k-1})$ is not decomposable, due to the non-trivial weights Δ_1 which coincide with the first $su(k)$ fundamental weight, it does contain a decomposable sublattice corresponding to the symbol $(k(k+2) | {}^0 A_{k-1} {}^0 A_{k-1})$ and the two lattices can be related by *gluing relations* [15]. This allows to express the Hilbert space corresponding to the original MSCQH lattice as a direct sum of tensor products of the Hilbert spaces corresponding to the decomposable sublattice [15] which are irreducible representations of $\widehat{u(1)} \oplus \widehat{su(k)}_1 \oplus \widehat{su(k)}_1$. Then the \mathbb{Z}_k parafermions are obtained by a *diagonal* coset projection [22, 21, 15] in the neutral sector corresponding to the removal of the diagonal subalgebra $\widehat{su(k)}_2$

$$\widehat{su(k)}_1 \oplus \widehat{su(k)}_1 \rightarrow \frac{\widehat{su(k)}_1 \oplus \widehat{su(k)}_1}{\widehat{su(k)}_2} \equiv \text{PF}_k. \quad (10)$$

The central charge of the diagonal coset is equal to the difference of the central charges of the CFTs for the numerator and denominator of the coset [15, 21]

$$c^{\text{PF}} = 2(k-1) - 2 \frac{k^2-1}{k+2} = \frac{2(k-1)}{k+2}. \quad (11)$$

Finally, the chiral partition functions for the edge states, which are defined as traces of the Boltzmann operator $e^{-\beta(H-\mu N)}$ over the above mentioned Hilbert spaces, can be written as [15]

$$\chi_{l,\rho}(\tau, \zeta) = \sum_{s=0}^{k-1} K_{l+s(k+2)}(\tau, k\zeta; k(k+2)) \text{ch}(\Delta_{l-\rho+s} + \Delta_{\rho+s})(\tau), \quad (12)$$

where $K_l(\tau, \zeta; m)$ is the $\widehat{u(1)}$ partition function for the charged part which is completely determined by the filling factor ν_H and coincides with that for a chiral Luttinger liquid with a compactification radius [23] $R_c = 1/m$, in the notation of [21, 16]

$$K_l(\tau, \zeta; m) = \frac{\text{CZ}}{\eta(\tau)} \sum_{n=-\infty}^{\infty} q^{\frac{m}{2}(n+\frac{l}{m})^2} e^{2\pi i \zeta (n+\frac{l}{m})}. \quad (13)$$

Here $q = e^{2\pi i\tau} = e^{-\beta\Delta\varepsilon}$, where $\beta = (k_B T)^{-1}$ is the inverse temperature,

$$\eta(\tau) = q^{1/24} \prod_{n=1}^{\infty} (1 - q^n)$$

is the Dedekind function [21] and $\text{CZ}(\tau, \zeta) = \exp(-\pi\nu_H(\text{Im } \zeta)^2 / \text{Im } \tau)$ is the Cappelli-Zemba factor needed to preserve the invariance of $K_l(\tau, \zeta; m)$ with respect to the Laughlin spectral flow [23].

The modular parameter ζ used in the definition of the rational CFT partition functions is related to the chemical potential μ by [16, 10]

$$\zeta = \frac{\mu}{\Delta\varepsilon} \tau, \quad \text{where} \quad \tau = i\pi \frac{T_0}{T}, \quad T_0 = \frac{\hbar\nu_c}{\pi k_B L} \quad (14)$$

and transforms after introducing AB flux ϕ as [15, 10]

$$\zeta \rightarrow \zeta + \phi\tau \iff \mu \rightarrow \mu + \phi\Delta\varepsilon, \quad (15)$$

which leads only to the following transformation of the $\widehat{u(1)}$ partition functions [15, 10]

$$K_l(\tau, k\zeta; k(k+2)) \rightarrow K_l(\tau, k(\zeta + \phi\tau); k(k+2)) \equiv K_{l+k(\phi+\mu/\Delta\varepsilon)}(\tau, 0; k(k+2)). \quad (16)$$

The right-hand side of Eq. (16) is convenient for numerical calculations because the K function for $\zeta = 0$ is real.

The range of admissible labels l is $\text{mod } k+2$ while the range of ρ is $\text{mod } k$ subjected to the condition $l - \rho \leq \rho \text{ mod } k$ [15].

The neutral partition functions $\text{ch}(\underline{\Delta}_\mu + \underline{\Delta}_\rho)(\tau)$ of the diagonal coset PF_k are labeled in principle by an admissible weight for the current algebra $\widehat{su(k)}_2$, which can be written as a sum of two fundamental $su(k)$ weights, i.e., $\underline{\Delta}_\mu + \underline{\Delta}_\rho$ with $0 \leq \mu \leq \rho \leq k-1$. Following Refs. [24, 25, 26] these characters for the diagonal coset CFT can be written as

$$\text{ch}_{\sigma, Q}(\tau; \text{PF}_k) = q^{\Delta^{\text{PF}}(\sigma) - \frac{c^{\text{PF}}}{24}} \sum_{\substack{m_1, m_2, \dots, m_{k-1}=0 \\ \sum_{i=1}^{k-1} im_i \equiv Q \text{ mod } k}}^{\infty} \frac{q^{\underline{m} \cdot C^{-1} \cdot (\underline{m} - \underline{\Delta}_\sigma)}}{(q)_{m_1} \cdots (q)_{m_{k-1}}}, \quad (q)_n = \prod_{j=1}^n (1 - q^j) \quad (17)$$

where $\underline{m} = (m_1, \dots, m_{k-1})$ is a $k-1$ component vector with non-negative integer components in the basis of $su(k)$ fundamental weights $\{\underline{\Delta}_1, \dots, \underline{\Delta}_{k-1}\}$, $\Delta^{\text{PF}}(\underline{\Delta}_\sigma) = \sigma(k - \sigma)/(2k(k+2))$ is the CFT dimension of the primary field characterized by the coset triple [15] of weights $(\underline{\Delta}_\sigma, 0; \underline{\Delta}_0 + \underline{\Delta}_\sigma)$, for $\underline{\Delta}_\sigma \in \{0, \underline{\Delta}_1, \dots, \underline{\Delta}_{k-1}\}$, the central charge c^{PF} is given by Eq. (11) and C^{-1} is the inverse $su(k)$ Cartan matrix. All the sectors could be obtained uniquely [15] if $0 \leq \sigma \leq Q \leq k-1$. The restriction $\sum_{i=1}^{k-1} im_i \equiv Q \text{ mod } k$ implements a projector on the irreducible representation of PF_k with a fixed \mathbb{Z}_k -charge which we can now specify. It is worth mentioning that the characters $\text{ch}_{\sigma, Q} \equiv \text{ch}(\underline{\Delta}_\mu + \underline{\Delta}_\rho)$ derived in Eq. (17) are the true characters [15] of the diagonal coset PF_k

labeled in the standard way by the level-2 weights $\Lambda_\mu + \Lambda_\rho$, where $0 \leq \mu \leq \rho \leq k-1$. Then the parameters (σ, Q) are related to (μ, ρ) by [15]

$$\sigma = \rho - \mu, \quad Q = \rho \iff \mu = Q - \sigma, \quad \rho = Q. \quad (18)$$

Now that we know the relation between the $0 \leq \sigma \leq Q \leq k-1$ indices and $0 \leq \mu \leq \rho \leq k-1$ we can determine [15] the \mathbb{Z}_k charge of the characters ch_σ^Q

$$P = \mu + \rho \bmod k = 2Q - \sigma \bmod k. \quad (19)$$

We have to mention that the characters formulae (17) are of the type of the *Universal Chiral Partition Function* (UCPF) introduced by Berkovich and McCoy [27] and used by them and Schoutens [28, 29, 30, 31] for the analysis of the exclusion statistics in the FQH effect.

The first member of the \mathbb{Z}_k parafermion hierarchy, corresponding to $k=2$, is the Moore–Read (Pfaffian) FQH state. Its thermoelectric properties have been investigated in Ref. [14, 10]. In particular, the thermopower and the power factor for the cases with even and odd number of bulk quasiparticles have been computed numerically and plotted in [10]. In the next Section we consider the next member of the hierarchy, corresponding to $k=3$.

3. Example 1: the \mathbb{Z}_3 parafermion FQH state

As an interesting illustration of the approach of Ref. [10] we consider a CB island in which the FQH state is in the \mathbb{Z}_3 Read–Rezayi (parafermion) state [6, 15], characterized by $n_H = 3$, $d_H = 5$, i.e. $\nu_H = 3/5$.

The \mathbb{Z}_3 parafermion (Read–Rezayi) state is the most promising candidate to describe the experimentally observed [32, 33, 34] incompressible state in the second Landau level, corresponding to filling factors $\nu_H = 13/5 = 2 + 3/5$ (not very well developed in the experiments¹) and its particle–hole conjugate at $\nu_H = 12/5 = 3 - 3/5$. The most appealing characteristics of this state is that it possesses non-Abelian quasi-particle excitations, which are topologically equivalent to the Fibonacci anyons [35, 8]. These anyons can be used to construct multielectron wave functions which belong to degenerate manifolds whose dimension increases exponentially with the number of anyons and can be used for *universal* topologically protected quantum information processing [35, 8]. While the $\nu_H = 12/5$ FQH state is less stable than the more popular $\nu_H = 5/2$ FQH state, which is believed to be described by the Majorana fermion of the Ising model, the latter is known to be not universal [36], in the sense that not all elementary quantum operations can be implemented by braiding Ising anyons [37, 8] and are therefore not topologically protected. On the contrary, all elementary quantum

¹the diagonal resistance R_L of the incompressible quantum Hall states should vanish for zero temperature at the plateaus of the off-diagonal resistance R_H , however, at non-zero temperature there are instead local minima of R_L , which tend to zero when $T \rightarrow 0$. The minima of R_L for the $\nu_H = 12/5$ plateau are more developed in the experiments [32, 33, 34] than the minima of R_L at $\nu_H = 13/5$, so that it is believed that there is a FQH state at $\nu_H = 12/5$, while the existence of a FQH plateau at $\nu_H = 13/5$ is still questionable.

gates in the Fibonacci quantum computer can be implemented by braiding of Fibonacci anyons [35] and all they are fully protected from noise and decoherence by the topology of the quantum computer [8]. Therefore, it is really challenging to find whether the observed FQH state at $\nu_H = 12/5$ is indeed the \mathbb{Z}_3 parafermion state. Since there are more states, corresponding to the same filling factor and with the same electric characteristics like the \mathbb{Z}_3 parafermion state, belonging to different universality classes, including Abelian ones (i.e., such that do not possess non-Abelian quasiparticle excitations) it is important to find measurable quantities which can distinguish between the different candidates. Because those candidates have different neutral components, one way to distinguish between them is to measure physical characteristics, such as the thermopower and the thermoelectric power factor considered in this paper, which are sensitive to minor changes in the neutral degrees of freedom of the strongly correlated two-dimensional electron system.

Numerical evidence suggests that the Jain FQH state corresponding to $\nu_H = 2/5$ is unstable in the second Landau level [38, 39], so there are not many candidates to describe the observed FQH state at $\nu_H = 2 + 2/5$. Yet, there is at least one more candidate state to describe the filling factors $\nu_H = 2 + 3/5$ and $3 - 3/5 = 2 + 2/5$ which is the MSCQH lattice state, described in Section 2, which is the Abelian parent [15] of the parafermion coset (10) characterized by the $\widehat{su(3)}_1 \oplus \widehat{su(3)}_1$ symmetry.

The properties of the edge states in the \mathbb{Z}_3 parafermion island depend on the type and number of quasiparticles localized in the bulk. There are 10 topologically inequivalent quasiparticle excitations [15], corresponding to 10 different disk partition functions of the type (12). However, there are only two different patterns of CB conductance peaks, corresponding to no quasiparticles in the bulk and one quasiparticle localized in the bulk. All other cases are equivalent to one of these two plus a translation on the horizontal axis corresponding to some additional quanta of the AB flux.

3.1. No quasiparticles in the bulk

The disk partition function for the \mathbb{Z}_3 FQH state without quasiparticles in the bulk, which corresponds to $l = 0$, $\underline{\Lambda} = 0$ in Eq. (12) takes the form [15]

$$\begin{aligned} Z_{0,0}(\tau, \zeta) &= K_0(\tau, 3\zeta; 15)\text{ch}_{0,0}(r\tau) + K_5(\tau, 3\zeta; 15)\text{ch}_{0,1}(r\tau) \\ &+ K_{-5}(\tau, 3\zeta; 15)\text{ch}_{0,2}(r\tau) \end{aligned} \quad (20)$$

where $r = v_n/v_c$, the K functions are defined in Eq. (13) and the neutral partition functions are defined by [15]

$$\text{ch}_{0,l}(\tau) = q^{-\frac{l}{30}} \sum_{n_1, n_2 \geq 0}^{(l)} \frac{q^{\frac{2}{3}(n_1^2 + n_1 n_2 + n_2^2)}}{(q)_{n_1} (q)_{n_2}}, \quad (q)_n = \prod_{j=1}^n (1 - q^j).$$

Notice that the sum $\sum^{(l)}$ is restricted by the condition $n_1 + 2n_2 = l \pmod 3$.

After introducing AB flux as in Eq. (15) and using the property (16) of the K functions (13) we can write the partition function as

$$\begin{aligned} Z_{0,0}^\phi(\tau, \zeta) &= K_{3(\phi+\mu/\Delta\epsilon)}(\tau, 0; 15)\text{ch}_{0,0}(r\tau) + K_{5+3(\phi+\mu/\Delta\epsilon)}(\tau, 0; 15)\text{ch}_{0,1}(r\tau) \\ &+ K_{-5+3(\phi+\mu/\Delta\epsilon)}(\tau, 0; 15)\text{ch}_{0,2}(r\tau) \end{aligned} \quad (21)$$

and we calculate numerically the thermopower and the conductance of the CB island from Eqs. (3), (5), (9) and (8) at temperature $T/T_0 = 1$ and $r = 1$, see Fig. 1. Although

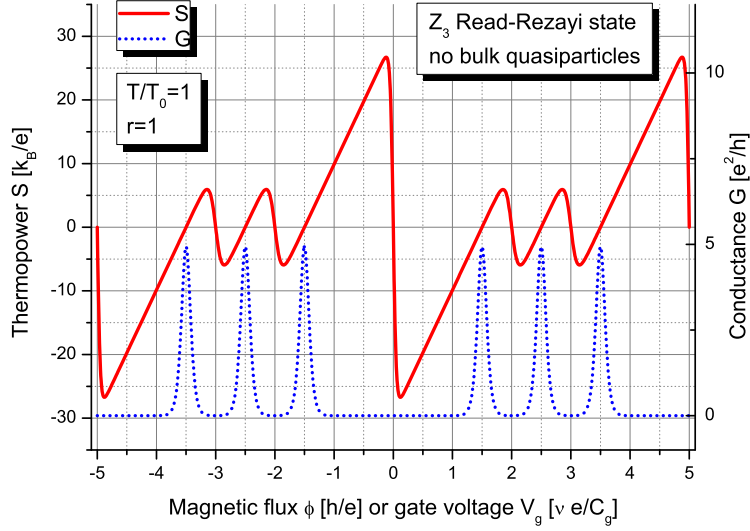


Figure 1: Thermopower and electric conductance for a CB island in the \mathbb{Z}_3 -parafermion (Read-Rezayi) state with $\nu_H = 2 + 3/5$, without quasiparticles in the bulk, with $r = 1$, at temperature $T/T_0 = 1$.

the plot of the thermopower for $r = 1$ might be unrealistic, as experiments and numerical calculations suggest that $\nu_n < \nu_c$, it is instructive for the analysis of the characteristics of the thermopower in general, which are similar to those for metallic islands: the thermopower grows linearly with the gate voltage V_g and the edges are smoothed at finite temperature; it is always 0 at the maximum of a conductance peak expressing the fact that the tunneling energy is zero at the conductance peaks; there are sharp jumps of thermopower (discontinuous at $T = 0$) in the middle of the CB valleys between neighboring conductance peaks, expressing particle-hole symmetry [40]. The plot of the thermopower for the \mathbb{Z}_3 parafermion FQH state is similar to that of the Moore-Read (Pfaffian) state [10], and to that of the superconducting SET [41] as well, only the number of small-amplitude oscillations of S has been increased from one to two, corresponding to the number of short-period conductance peaks. This allows us to anticipate the general pattern of the oscillations of the thermopower in the \mathbb{Z}_k parafermion states without quasiparticles localized in the bulk: it naturally confirms the results obtained in Eq. (4.18) of Ref. [42] and Eq. (27) of Ref. [43] for $r = 1$ that the conductance peaks for these states are bunched in groups of k equidistant peaks (with distance between peaks equal to $\Delta = 1$) and the groups are separated by a larger distance $\Delta + 2r = 3$. For general $r < 1$ the conductance peaks will be separated by

$$(\Delta + 2r, \underbrace{\Delta, \dots, \Delta}_{k-1}) \quad \text{for } l = 0 \text{ or } k \quad (22)$$

so that there will be $k - 1$ small-amplitude thermopower oscillations, corresponding to

the conductance peaks separated by Δ and one large-amplitude oscillation corresponding to the larger spacing $\Delta + 2r$. Moreover, because the sum of all spacings between the conductance peak positions should be equal to the period $(k + 2)$, we find a condition

$$k\Delta + 2r = k + 2 \implies \Delta = \frac{k + 2 - 2r}{k} \iff r = \frac{k + 2 - k\Delta}{2} \quad (23)$$

(for $0 \bmod k$ quasiparticles in the bulk) from which we can express Δ in terms of r , or vice versa, which is equivalent to the results of Refs. [43, 42]. In all cases we expect that the maxima of the conductance would correspond to the zero of thermopower with positive slope, while the (discontinuous) jumps, or thermopower zeros with negative slope – to the centers of the CB valleys.

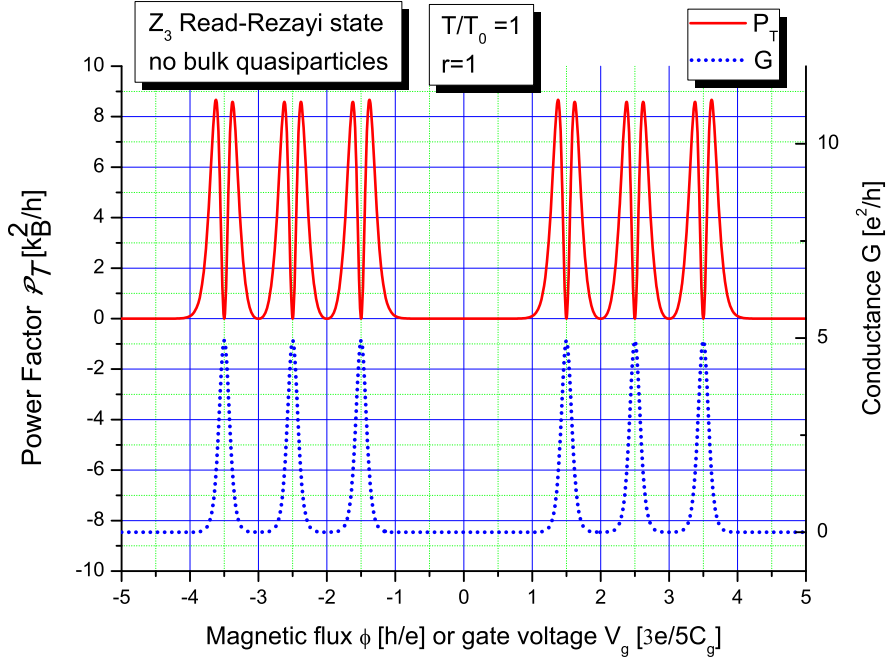


Figure 2: Power factor (left Y-scale, straight red line) and electric conductance (right Y-scale, dotted blue line) for a CB island in the \mathbb{Z}_3 -parafermion (Read-Rezayi) state with $\nu_H = 2 + 3/5$, without quasiparticles in the bulk, with $r = 1$, at temperature $T/T_0 = 1$.

In Fig. 2 we plot the power factor \mathcal{P}_T of the \mathbb{Z}_3 parafermion state without quasiparticles in the bulk for $\nu_n = \nu_c$ at temperature $T = T_0$ together with the conductance G . As is obvious from Eqs. (22) and (23) for $r = 1$ the smaller period for $k = 3$ is $\Delta = 1$, while the larger one is $\Delta + 2r = 3$.

It is worth emphasizing that, as obvious from Fig. 2, the power factor \mathcal{P}_T possesses sharp dips corresponding precisely to the positions of the conductance peaks because then the thermopower S vanishes, while the conductance G is non-zero and the \mathcal{P}_T depends quadratically on S , according to Eq. (2). This fact makes the power factor

\mathcal{P}_T a perfect tool for measuring the positions of the conductance peaks and then using Eqs. (22) and (23) for calculating the ratio $r = v_n/v_c$ of the velocities of the neutral and charged edge modes. As shown in Ref. [10] as well as in this paper, the profiles of the power factors when gate voltage is varied are highly sensitive to the value of r and could be very asymmetric for different values of r and in different FQH states. It is also very promising that the power factor \mathcal{P}_T for a SET could be directly measurable by the methods of Ref. [44] which opens a wide experimental opportunity for distinguishing FQH states at low but finite temperature for realistic parameters of the samples.

In Fig. 3 we compare the profiles of the power factor \mathcal{P}_T for the \mathbb{Z}_3 parafermion FQH state without quasiparticles in the bulk at temperature $T = T_0$ for three different values of r : $r = 1$, $r = 1/6$ and $r = 1/10$. Interestingly enough, the thermoelectric

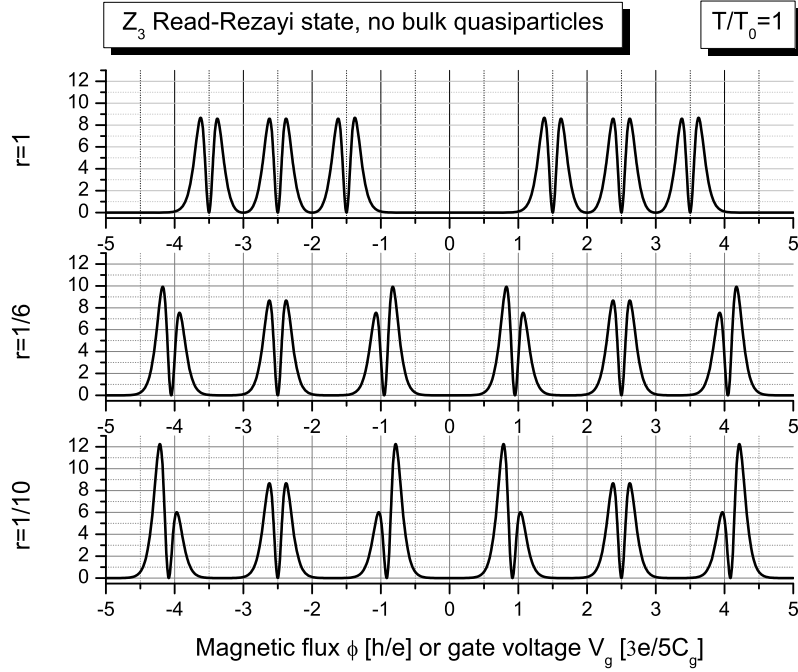


Figure 3: Power factors' \mathcal{P}_T profiles in units $[k_B^2/h]$ for a CB island in the \mathbb{Z}_3 -parafermion (Read-Rezayi) state with $\nu_H = 2 + 3/5$, without quasiparticles in the bulk, with $r = 1$, $r = 1/6$ and $r = 1/10$ at temperature $T/T_0 = 1$.

power factor \mathcal{P}_T displays large asymmetries when r is decreased, unlike the electric conductance patterns which become indistinguishable when r decreases. It is also interesting that the power-factor's dips at some of the conductance peaks (e.g. those at $\phi = \pm 2.5$) for the case without bulk quasiparticles, remain unchanged and symmetric for all three values of r while the others become very asymmetric.

The difference between the thermopower of the \mathbb{Z}_3 parafermions and that of the metallic islands, due to the role of the neutral degrees of freedom in the CB island with non-Fermi liquid behavior, can be seen in the ratio between the maxima of the

thermoelectric power factor at the neighboring conductance peaks which depends on the non-universal ratio $r = v_n/v_c$ and this observable dependence is rather sensitive to the FQH universality class and to the number of quasiparticles in the bulk of the CB islands. This result is similar to those for the thermoelectric power factor profiles for the $\nu_H = 5/2$ quantum Hall states in CB islands [10]. It was shown there that the ratio between the maxima of the thermoelectric power factor at the neighboring conductance peaks is sensitive to the neutral multiplicities in the partition functions and the value of the non-universal parameter r and their temperature behavior could be used to distinguish between the different candidates for the $\nu_H = 5/2$ plateau [10].

3.2. One quasiparticle localized in the bulk

Once again we notice that in order to obtain the complete list of characters of the \mathbb{Z}_k -parafermions it is sufficient to take only the fundamental weights $\underline{\Lambda}_\sigma$ for $\sigma = 0, 1, \dots, k-1$ and to project onto subspaces having definite \mathbb{Z}_k -charge determined by P . For example, in the case $k = 3$ we have $\underline{\Lambda}_\sigma \in \{(0,0), (1,0), (0,1)\}$. Then the other sectors are reproduced by the action of the polynomials in the negative modes of $(2,0)$ and $(0,2)$ – the \mathbb{Z}_3 parafermionic currents of dimension $2/3$. In particular, the sector with dimension $2/5$ is generated by the action of $(2,0)$ (or $(0,2)$) on the sectors defined by $(1,0)$ (or $(0,1)$).

The disk partition function for a CB island containing \mathbb{Z}_3 parafermion FQH state with one fundamental quasiparticle localized in the bulk [15] of the island, in presence of AB flux ϕ or gate voltage V_g , can be described by the following disk partition function, corresponding to $l = 1$ and $\rho = 1$ in Eq. (12), according to Eqs. (15) and (16)

$$\begin{aligned} Z_{1,1}^\phi(\tau, \mu) &= K_{1+3(\phi+\mu)}(\tau, 0; 15) \text{ch}_{1,1}(r\tau) + K_{6+3(\phi+\mu)}(\tau, 0; 15) \text{ch}_{1,2}(r\tau) + \\ &K_{-4+3(\phi+\mu)}(\tau, 0; 15) \text{ch}_{2,2}(r\tau) \end{aligned} \quad (24)$$

where the K functions are defined in Eq. (13), $r = v_n/v_c$ and the neutral partition functions are [15]

$$\begin{aligned} \text{ch}_{1,1}(\tau) &= \text{ch}(\underline{\Lambda}_0 + \underline{\Lambda}_1; \tau) = q^{\frac{1}{30}} \sum_{\substack{n_1, n_2 \geq 0 \\ n_1 + 2n_2 \equiv 1 \pmod{3}}} \frac{q^{\frac{2}{3}(n_1^2 + n_1n_2 + n_2^2) - \frac{2n_1 + n_2}{3}}}{(q)_{n_1}(q)_{n_2}}, \\ \text{ch}_{2,2}(\tau) &= \text{ch}(\underline{\Lambda}_0 + \underline{\Lambda}_2; \tau) = q^{\frac{1}{30}} \sum_{\substack{n_1, n_2 \geq 0 \\ n_1 + 2n_2 \equiv 2 \pmod{3}}} \frac{q^{\frac{2}{3}(n_1^2 + n_1n_2 + n_2^2) - \frac{n_1 + 2n_2}{3}}}{(q)_{n_1}(q)_{n_2}}, \\ \text{ch}_{1,2}(\tau) &= \text{ch}(\underline{\Lambda}_1 + \underline{\Lambda}_2; \tau) = q^{\frac{1}{30}} \sum_{\substack{n_1, n_2 \geq 0 \\ n_1 + 2n_2 \equiv 2 \pmod{3}}} \frac{q^{\frac{2}{3}(n_1^2 + n_1n_2 + n_2^2) - \frac{2n_1 + n_2}{3}}}{(q)_{n_1}(q)_{n_2}}. \end{aligned}$$

Having specified all partition functions entering Eq. (24) we plot in Fig. 4 the oscillations of the thermopower S and the conductance of the \mathbb{Z}_3 parafermion island with one

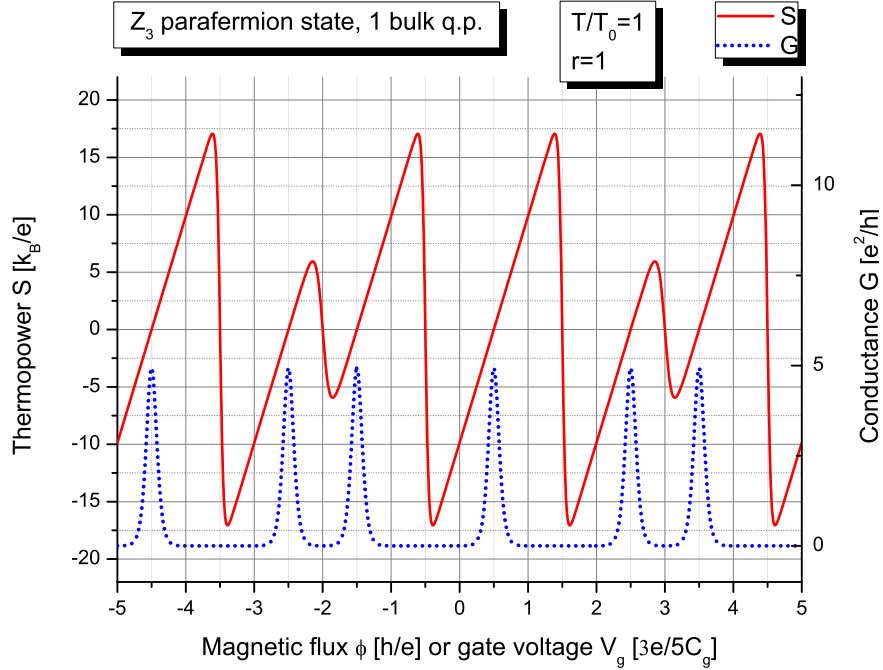


Figure 4: Thermopower and electric conductance for a CB island in the \mathbb{Z}_3 -parafermion (Read-Rezayi) state with $\nu_H = 3/5$, with 1 quasiparticle in the bulk, with $r = 1$, at temperature $T/T_0 = 1$.

quasiparticle localized in the bulk, calculated from Eqs. (3), (5), (9) and (8) at temperature $T/T_0 = 1$ and $r = 1$. Again, like in Fig. 1, there are small-amplitude oscillations of the thermopower S , corresponding to the short-period spacing between the conductance peaks and larger-amplitude oscillations corresponding to the longer-period spacing between the peaks, however, now the larger-amplitudes are smaller than in Fig. 1. Still the zeros of the thermopower correspond to the maxima of the conductance peaks and the discontinuities correspond to the centers of the CB valleys [40]. Yet, the pattern of the thermopower oscillations is different— while in Fig. 1 the pattern of oscillations is “small-small-big-small-small-big”, here the pattern is “big-big-small-big-big-small”.

Looking at Fig. 4 it is not difficult to anticipate the basic profile of the power factor \mathcal{P}_T for the \mathbb{Z}_3 parafermion state with $r = 1$: each conductance peak will correspond to a pair of sharp peaks of \mathcal{P}_T which are symmetric and the sharp dip between them points out the exact position of the peak (see, the uppermost plot in Fig. 5). However, when the ratio r is decreased the power factor \mathcal{P}_T displays rather noticeable asymmetries. Therefore, in Fig. 5 we plot the power factors \mathcal{P}_T for the \mathbb{Z}_3 parafermion state with 1 quasiparticle localized in the bulk for different values of r : $r = 1$, $r = 1/6$ and $r = 1/10$. Again, like in the case without quasiparticles in the bulk, there are two CB peak positions, those at $\phi = -4.5$ and $\phi = 0.5$, which do not change in shape and size when we change r . The exact positions of and the spacing between the conductance peaks

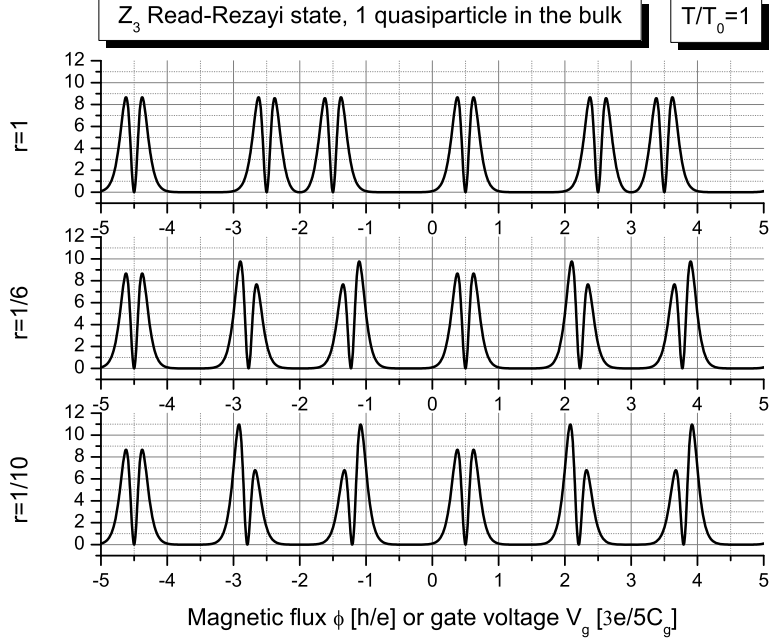


Figure 5: Power factors in units $[k_B^2/h]$ for a CB island in the \mathbb{Z}_3 -parafermion (Read-Rezayi) state with $\nu_H = 3/5$, with 1 quasiparticle in the bulk, corresponding to $l = 1$ and $\rho = 1$ in Eq. (12) for $k = 3$, with $r = 1$, $r = 1/6$ and $r = 1/10$ at temperature $T/T_0 = 1$.

can be obtained from the sharp dips of the power factor for any r . Both the positions and spacings depend weakly on the ratio r and are difficult to be extracted from the conductance data alone. As shown in Eq. (4.18) in Ref. [42] and in Eqs. (25) and (26) in Ref. [43] for $l = 1$ and $k = 3$ the conductance peaks form two groups of equidistant peaks (with spacing Δ between the peaks in the group): one group containing $l = 1$ peaks and one group containing $k - l = 2$ (equidistant) peaks and the groups are separated by the larger spacing $\Delta + r$, i.e.,

$$(\Delta + r, \Delta, \Delta + r) \quad \text{for } l = 1 \text{ and } k = 3. \quad (25)$$

Again the sum of all spacings should give the period $k + 2$ so we arrive at the same relation between Δ and r like Eq. (23) for $k = 3$.

3.3. Two quasiparticles localized in the bulk

Because of the non-Abelian statistics of the quasiparticles in the \mathbb{Z}_3 parafermion FQH state, which is expressed in the fusion rule [15]

$$(\underline{\Delta}_0 + \underline{\Delta}_1) \times (\underline{\Delta}_0 + \underline{\Delta}_1) \simeq (\underline{\Delta}_0 + \underline{\Delta}_2) + (\underline{\Delta}_1 + \underline{\Delta}_1), \quad (26)$$

there are two distinct disk partition functions with two quasiparticles in presence of AB flux ϕ and non-zero chemical potential μ : one corresponding to $l = 2$ and $\rho = 1$ in

Eq. (12) for $k = 3$

$$Z_{2,1}^\phi(\tau, \mu) = K_{2+3(\phi+\mu)}(\tau, 0; 15)\text{ch}_{2,2}(r\tau) + K_{7+3(\phi+\mu)}(\tau, 0; 15)\text{ch}_{1,1}(r\tau) + K_{-3+3(\phi+\mu)}(\tau, 0; 15)\text{ch}_{1,2}(r\tau) \quad (27)$$

and the second corresponding to $l = 2$ and $\rho = 2$ in Eq. (12) for $k = 3$

$$Z_{2,2}^\phi(\tau, \mu) = K_{1+3(\phi+\mu)}(\tau, 0; 15)\text{ch}_{0,1}(r\tau) + K_{6+3(\phi+\mu)}(\tau, 0; 15)\text{ch}_{0,2}(r\tau) + K_{-4+3(\phi+\mu)}(\tau, 0; 15)\text{ch}_{0,0}(r\tau). \quad (28)$$

The plot of the power factors obtained from the partition function $Z_{2,1}$ for three different values $r = 1$, $r = 1/6$ and $r = 1/10$ at temperature $T/T_0 = 1$ is the same as Fig. 5 for a single quasiparticle localized in the bulk, except that the graph is shifted with 1 flux quantum to the left on the horizontal axis.

Similarly, the plot of the power factors obtained from the partition function $Z_{2,2}$ for three different values $r = 1$, $r = 1/6$ and $r = 1/10$ at temperature $T/T_0 = 1$ is the same as Fig. 3 for the case without quasiparticles localized in the bulk, except that the graph is shifted to the right with 1 quantum of flux on the horizontal axis.

3.4. Three quasiparticles localized in the bulk

When we have three non-Abelian quasiparticles localized in the bulk of the \mathbb{Z}_3 parafermion disk state, which is expressed by the fusion rule [15]

$$(\underline{\Lambda}_0 + \underline{\Lambda}_1) \times (\underline{\Lambda}_0 + \underline{\Lambda}_1) \times (\underline{\Lambda}_0 + \underline{\Lambda}_1) \simeq (\underline{\Lambda}_0 + \underline{\Lambda}_0) + (\underline{\Lambda}_1 + \underline{\Lambda}_2),$$

there are two distinct disk partition functions with three quasiparticles: one corresponding to $l = 0$ and $\rho = 0$, i.e., no quasiparticles in the bulk which we have specified in Eq. (21), and another corresponding to $l = 0$ and $\rho = 2$, in Eq. (12) for $k = 3$ which can be written as

$$Z_{0,2}^\phi(\tau, \mu) = K_{3(\phi+\mu)}(\tau, 0; 15)\text{ch}_{1,2}(r\tau) + K_{5+3(\phi+\mu)}(\tau, 0; 15)\text{ch}_{2,2}(r\tau) + K_{-5+3(\phi+\mu)}(\tau, 0; 15)\text{ch}_{1,1}(r\tau). \quad (29)$$

The plot of the power factors obtained from the partition function $Z_{0,2}$ for three different values $r = 1$, $r = 1/6$ and $r = 1/10$ at temperature $T/T_0 = 1$ is the same as Fig. (5) for a single quasiparticle localized in the bulk, except that the graph is shifted with 2 flux quantum to the right on the horizontal axis.

To conclude this section we summarize that the thermopower S and the corresponding power factor \mathcal{P}_T for the \mathbb{Z}_3 parafermion island depend on the number of quasiparticles localized in the bulk, however, all patterns are similar to those of the cases without bulk quasiparticles and one bulk quasiparticle plus some translation on the horizontal axis.

4. Example 2: the \mathbb{Z}_4 parafermion FQH state

The next member of the \mathbb{Z}_k parafermion hierarchy corresponds to $k = 4$ and we recall [15] that its neutral sector is described by the \mathbb{Z}_4 parafermions of Ref. [45]. The \mathbb{Z}_4 parafermion FQH state is a candidate to describe the experimentally observed Hall states at filling factors $\nu_H = 2 + 2/3$ and its particle-hole conjugate at $\nu_H = 3 - 2/3$ [32, 33, 34]. The central charge of the parafermion part of the CFT is $c^{\text{PF}} = 2(k - 1)/(k + 2) = 1$. Numerical and experimental work suggests that this state is competing with the Laughlin state and its particle-hole conjugate in the second Landau level [33, 34] and transitions between these states are possible under certain conditions. Another candidate state is the MSCQH lattice state [15], described in Section 2, which is the Abelian parent of the parafermion coset (10) characterized by the $\widehat{su(4)}_1 \oplus \widehat{su(4)}_1$ symmetry. While the Laughlin states are known to be more stable than the others [39], the investigation of the non-Abelian \mathbb{Z}_4 parafermion state is important for the completeness of the phase diagram and possible applications to the topological quantum computation [8].

4.1. No quasiparticles localized in the bulk

The disk partition function for the \mathbb{Z}_4 parafermion FQH state without quasiparticles in the bulk corresponds to $l = 0$ and $\rho = 0$ in Eq. (12) and can be written as

$$Z_{0,0}^\phi(\tau, \mu) = K_{4(\phi+\mu)}(\tau, 0; 24)\text{ch}_{0,0}(r\tau) + K_{6+4(\phi+\mu)}(\tau, 0; 24)\text{ch}_{0,1}(r\tau) + K_{12+4(\phi+\mu)}(\tau, 0; 24)\text{ch}_{0,2}(r\tau) + K_{-6+4(\phi+\mu)}(\tau, 0; 24)\text{ch}_{0,3}(r\tau) \quad (30)$$

$r = v_n/v_c$, the K functions are given in Eq. (13), we have used Eq. (16) to move the dependence on ϕ and μ into the indices of the K functions and we denoted $\mu/\Delta\varepsilon =: \mu$. The neutral characters of the \mathbb{Z}_4 parafermion CFT are given by

$$\text{ch}_{\sigma,Q}(\tau) = q^{\frac{\sigma(4-\sigma)}{48} - \frac{1}{24}} \sum_{n_1 \geq 0, n_2 \geq 0, n_3 \geq 0} p(n_1, n_2, n_3; Q) \frac{q^{\Delta(n_1, n_2, n_3; \sigma)}}{(q)_{n_1} (q)_{n_2} (q)_{n_3}} \quad (31)$$

where $0 \leq \sigma \leq Q \leq 3$, the q -polynomial $(q)_n$ is defined in Eq. (17) and we introduced an explicit projector

$$p(n_1, n_2, n_3; Q) = \begin{cases} 1 & \text{iff } n_1 + 2n_2 + 3n_3 = Q \pmod{4} \\ 0 & \text{otherwise} \end{cases}.$$

The dimension $\Delta(n_1, n_2, n_3; \sigma)$ in Eq. (31) can be written as a matrix product as

$$\Delta(n_1, n_2, n_3; \sigma) = \frac{1}{4} (n_1, n_2, n_3) \begin{pmatrix} 3 & 2 & 1 \\ 2 & 4 & 2 \\ 1 & 2 & 3 \end{pmatrix} \left[\begin{pmatrix} n_1 \\ n_2 \\ n_3 \end{pmatrix} - \underline{\Delta}_\sigma \right],$$

where the transpose of the vector-column $\underline{\Delta}_\sigma$ is the one in the set $\{[0, 0, 0], [1, 0, 0], [0, 1, 0], [0, 0, 1]\}$ whose k -ality is $[m_1, m_2, m_3] = m_1 + 2m_2 + 3m_3 = \sigma \pmod{4}$. Choosing some upper limit for n_i in Eq. (31), e.g. $0 \leq n_1, n_2, n_3 \leq 10$, which

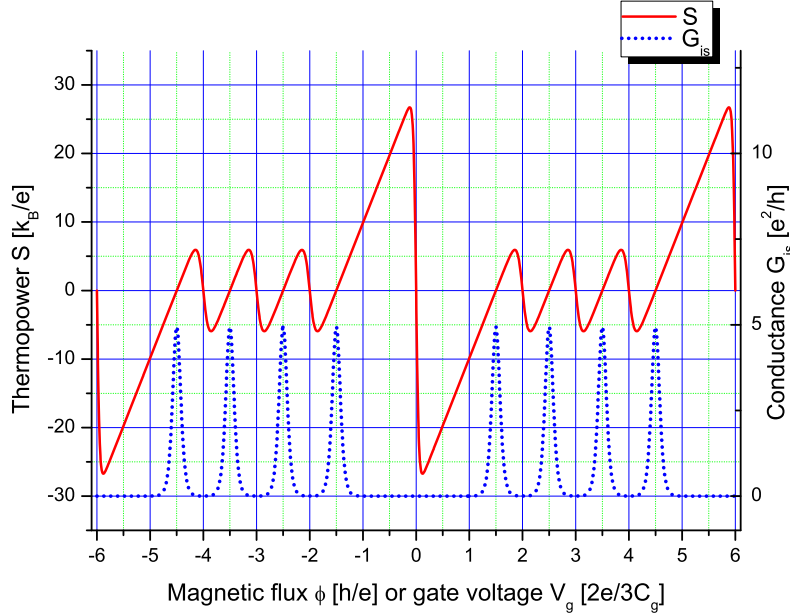


Figure 6: Thermopower S (left Y-scale, straight red line) and electric conductance G (right Y-scale, blue dotted line) for a CB island in the \mathbb{Z}_4 -parafermion (Read-Rezayi) state with $\nu_H = 2/3$, without quasiparticles in the bulk, with $r = 1$, at temperature $T/T_0 = 1$.

is sufficient since $q \approx 2.7 \times 10^{-9}$ for $T = T_0$, we calculate the neutral partition functions (31) numerically and plot in Fig. 6 the thermopower and the electric conductance of a \mathbb{Z}_4 parafermion island with $\nu_n = \nu_c$ at temperature $T = T_0$. Again, like in the \mathbb{Z}_3 parafermion state, the thermopower shows 3 small-amplitude oscillations, corresponding to the short-period $\Delta = 1$ in the AB flux ϕ and one large-amplitude oscillation, corresponding to the long-period $\Delta + 2r = 3$ in the flux. The zeros of the thermopower correspond to the maxima of the conductance peaks, expressing the fact that the tunneling is maximal when the difference in the energy of the quantum dots with N and $N + 1$ electrons vanishes. Also, there is a sharp jump (discontinuous at $T = 0$) in the middle of the CB valleys, i.e., for $\phi = 0$, expressing the particle-hole symmetry at this position of the AB flux. Next we plot in Fig. 7 the power factor \mathcal{P}_T obtained from the thermopower S according to Eq. (2), for the \mathbb{Z}_4 parafermion island without bulk quasiparticles for $\nu_n = \nu_c$ at temperature $T = T_0$. Again, it is obvious that the positions of the conductance maxima precisely correspond to the sharp dips in the power factor \mathcal{P}_T and this could be used to determine the conductance peak positions when $\nu_n < \nu_c$.

Finally we close the case of the \mathbb{Z}_4 -parafermion (Read-Rezayi) state without quasiparticles in the bulk by plotting the profiles of the power factors \mathcal{P}_T at $T = T_0$ for three different values of $r = \nu_n/\nu_c$: $r = 1$, $r = 1/6$ and $r = 1/10$. This plot shows that when r is decreased the power factor \mathcal{P}_T displays noticeable asymmetries in the heights of the \mathcal{P}_T peaks surrounding the conductance peaks positions, which combined with the relatively precise measurement of the ratio r , could give some experimental signature

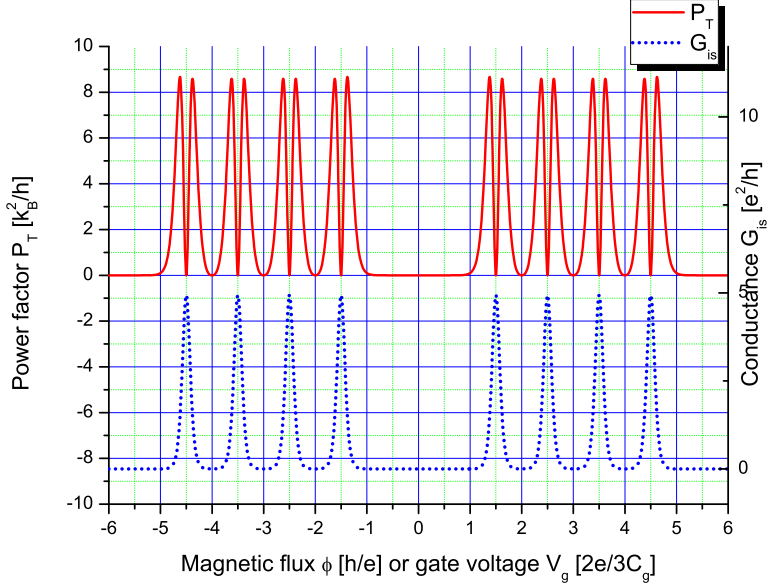


Figure 7: Power factors \mathcal{P}_T and electric conductance for a CB island in the \mathbb{Z}_4 -parafermion (Read-Rezayi) state with $\nu_H = 2/3$, without quasiparticles in the bulk, with $r = 1$ at temperature $T/T_0 = 1$.

for distinguishing different candidates to describe the experimental data. Following the approach of Ref. [10] we can propose an experimental way to choose between the different candidates for the $\nu_H = 12/5$ Hall state: assume that the profile of the thermoelectric power factor for this FQH state has been measured experimentally, e.g., by the methods of Ref. [44] – then from the dips of the measured power factor we can estimate the value of r and recalculate the theoretical prediction for the power factor of the different candidate states for that r . After that we can compare the theoretical power factors with the experimental one and choose the closest one by the χ^2 method.

4.2. One quasiparticle localized in the bulk

The disk partition function for the \mathbb{Z}_4 parafermion state with one quasiparticle localized in the bulk, which corresponds to $l = 1$ and $\rho = 1$ in Eq. (12), can be written in presence of AB flux ϕ and non-zero chemical potential μ as

$$Z_{1,1}^\phi(\tau, \mu) = K_{1+4(\phi+\mu)}(\tau, 0; 24)\text{ch}_{1,1}(r\tau) + K_{7+4(\phi+\mu)}(\tau, 0; 24)\text{ch}_{1,2}(r\tau) + K_{-11+4(\phi+\mu)}(\tau, 0; 24)\text{ch}_{2,2}(r\tau) + K_{-5+4(\phi+\mu)}(\tau, 0; 24)\text{ch}_{3,3}(r\tau), \quad (32)$$

where the K functions are defined in Eq. (13), $r = v_n/v_c$ and the neutral characters are defined in Eq. (31). Substituting the explicit partition function (32), again with the restriction $0 \leq n_1, n_2, n_3 \leq 10$ for the neutral characters and taking 200 terms in the K functions (13), we calculate numerically and plot in Fig. 9 together the electric

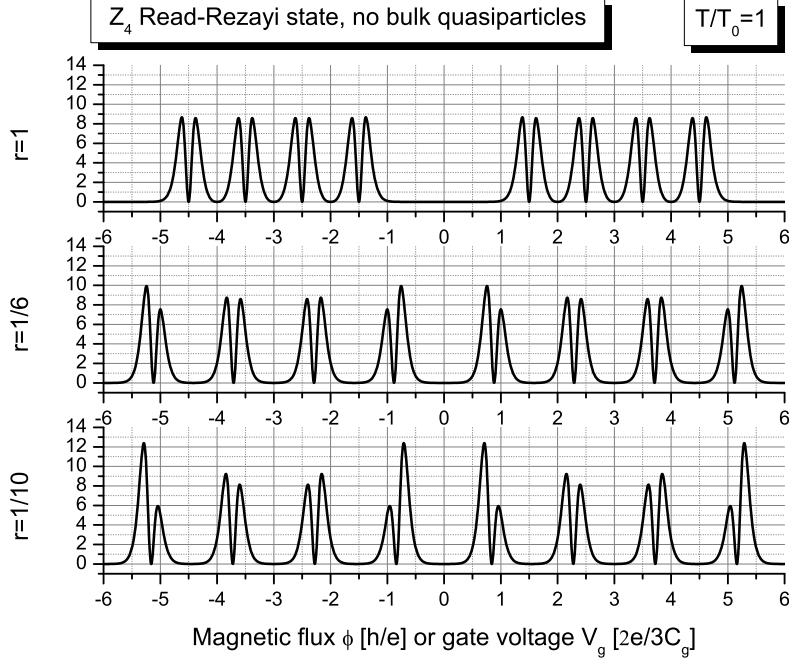


Figure 8: Power factors in units $[k_B^2/h]$ for a CB island in the \mathbb{Z}_4 -parafermion (Read-Rezayi) state with $v_H = 2/3$, without quasiparticles in the bulk, with $r = 1$, $r = 1/6$ and $r = 1/10$, at temperature $T/T_0 = 1$.

conductance G and the thermopower S for the \mathbb{Z}_4 parafermion state with one fundamental quasiparticle localized in the bulk for temperature $T = T_0$ and $v_n = v_c$. We see that again the zeros of the thermopower correspond to the maxima of the conductance peaks and the zero-temperature discontinuities of the thermopower correspond to the centers of the Coulomb blockade valleys. Again the profiles of the thermopower and conductance peaks exactly reproduce the results of Eq. (4.18) in Ref. [42] and Eqs. (25) and (26) in Ref. [43] showing that there are two groups of equidistant conductance peaks, one with $l = 1$ peaks and the second with $k - l = 3$ peaks, with in-group spacing Δ , and the groups are separated by a larger spacing $\Delta + r$. This corresponds to the following thermopower oscillation pattern: “small-small-big-big-small-small-big-big” which is certainly distinguishable from the previous pattern for the case without bulk quasiparticles as long as there is an observable difference between small-amplitude and big-amplitude oscillations of S .

The thermoelectric power factor for $r = 1$ is shown in the uppermost graph of Fig. 10 and is completely symmetric with the same spacing of the dips like the conductance peaks in Fig. 9. For comparison with the \mathcal{P}_T profiles for other values of r we also plot in Fig. 10 the power factors \mathcal{P}_T of the \mathbb{Z}_4 -parafermion (Read-Rezayi) state with one quasiparticle in the bulk for the other two values of $r = v_n/v_c$: $r = 1/6$ and $r = 1/10$ at $T = T_0$. Again we see two conductance peaks (at $\phi = -2.5$ and $\phi = 3.5$)

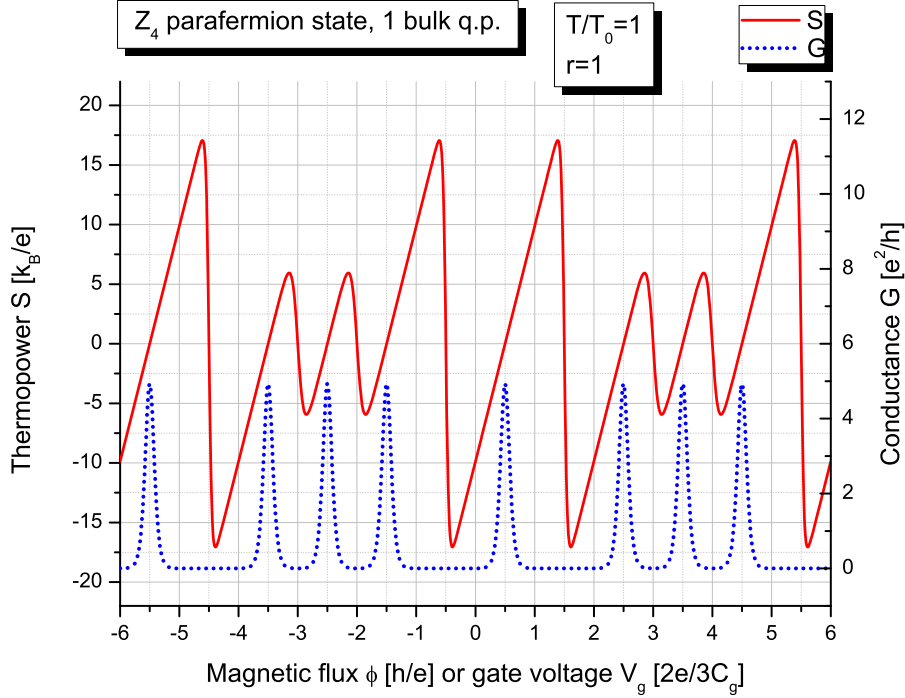


Figure 9: Thermopower S (left Y-scale, straight red line) and electric conductance G (right Y-scale, blue dotted line) for a CB island in the \mathbb{Z}_4 -parafermion (Read-Rezayi) state with $\nu_H = 2/3$, with one quasiparticle in the bulk, for $r = 1$, at temperature $T/T_0 = 1$.

which give symmetric profile of the power factor and are unchanged for all values of r . The plots in Fig. 10 show that when r is decreased the power factor \mathcal{P}_T displays noticeable asymmetries in the heights of the \mathcal{P}_T peaks surrounding the conductance peaks positions, which combined with the relatively precise measurement of the ratio r , could give some experimental signature for distinguishing different candidates to describe the experimental data, as discussed before.

4.3. Two or more quasiparticles localized in the bulk

Again, like in the $k = 3$ case, due to the non-Abelian fusion rules between two fundamental quasiparticles, which take the same form as Eq. (26) we have two distinct partition functions corresponding to the two different fusion channels in Eq. (26). One of them is the disk partition function which corresponds to $l = 2$ and $\rho = 1$ in Eq. (12), and can be written in presence of AB flux ϕ and non-zero chemical potential μ as

$$\begin{aligned} Z_{2,1}^\phi(\tau, \mu) = & K_{2+4(\phi+\mu)}(\tau, 0; 24) \text{ch}_{2,2}(r\tau) + K_{8+4(\phi+\mu)}(\tau, 0; 24) \text{ch}_{1,2}(r\tau) + \\ & K_{-10+4(\phi+\mu)}(\tau, 0; 24) \text{ch}_{2,2}(r\tau) + K_{-5+4(\phi+\mu)}(\tau, 0; 24) \text{ch}_{3,3}(r\tau), \end{aligned} \quad (33)$$

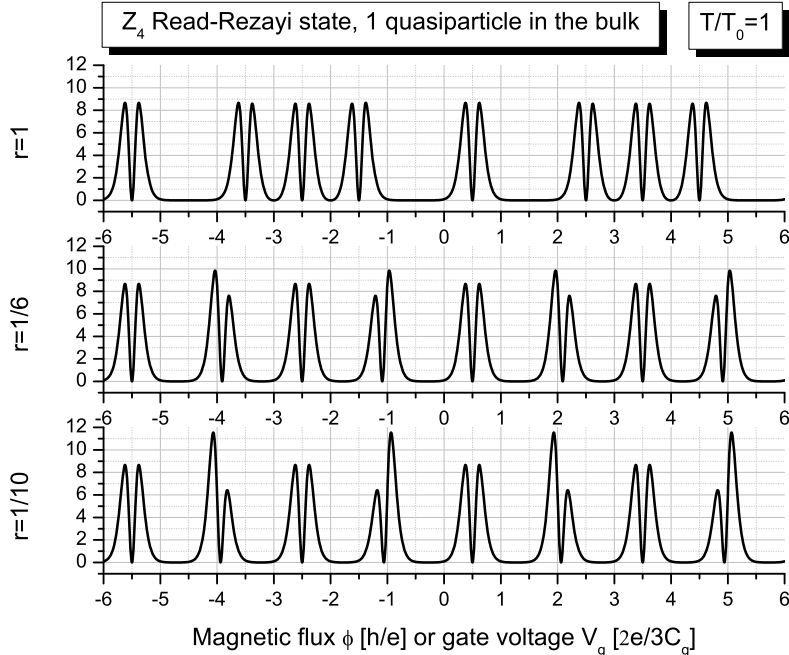


Figure 10: Power factors in units $[k_B^2/h]$ for a CB island in the \mathbb{Z}_4 -parafermion (Read-Rezayi) state with $\nu_H = 2/3$, with 1 quasiparticle localized in the bulk, corresponding to $l = 1$ and $\rho = 1$ in Eq. (12), with $r = 1$, $r = 1/6$ and $r = 1/10$, at temperature $T/T_0 = 1$.

where the K functions are defined in Eq. (13), $r = \nu_n/\nu_c$ and the neutral characters are defined in Eq. (31). Using again the restriction $0 \leq n_1, n_2, n_3 \leq 10$ for the neutral characters in Eq. (33) and taking again 200 terms in the K functions (13), we compute numerically and plot in Fig. 11 the thermopower S and the conductance for the case with two quasiparticles localized in the bulk. Again we see that the zeros of the thermopower S coincide with the maxima of the conductance peaks and the zero-temperature discontinuities of S correspond to the CB valleys [40]. Again the plot of the thermopower and conductance peaks exactly reproduce the results of Eq. (4.18) in Ref. [42] and Eqs. (25) and (26) in Ref. [43]. We see that there are two groups of equidistant conductance peaks (with spacing Δ inside each group), one with $l = 2$ peaks and the second with $k - l = 2$ peaks, separated by a larger spacing $\Delta + r$ between the groups. Notice that the periodicity of the conductance peaks and thermopower oscillations is halved $(k + 2)/2 = 3$ because $k = 4$ is even, as mentioned in Ref. [42].

The pattern of the thermopower oscillations is now “small-big-small-big” and is obviously different from those for the cases without bulk quasiparticles (Fig. 6) and with one bulk quasiparticle (Fig. 9).

Finally we plot in Fig. 12 the thermoelectric power factor for the \mathbb{Z}_4 parafermion state with two quasiparticles localized in the bulk corresponding to $l = 2$ and $\rho = 1$ in

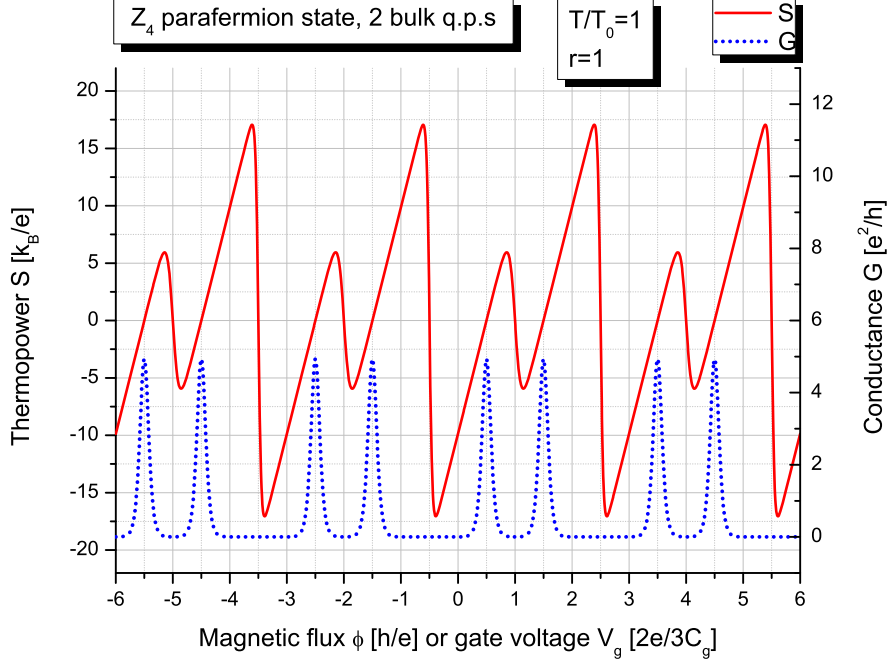


Figure 11: Thermopower S (left Y-scale, straight red line) and electric conductance G (right Y-scale, blue dotted line) for a CB island in the \mathbb{Z}_4 -parafermion (Read-Rezayi) state with $\nu_H = 2/3$, with two quasiparticles in the bulk, corresponding to $l = 2$ and $\rho = 1$ in Eq. (12), for $r = 1$ at temperature $T/T_0 = 1$.

Eq. (12) for three different values of r . Again, the power factor for $r = 1$ is symmetric and the sharp dips of \mathcal{P}_T mark the positions of the conductance peaks for all values of r . There are no peaks of \mathcal{P}_T which remain unchanged when r is decreased and the asymmetries in the power factor become more visible when the ratio $r = v_n/v_c$ is decreased.

The topological order of the \mathbb{Z}_4 parafermion FQH state is 15 which means that there could be 15 topologically inequivalent quasiparticle excitations [15] in the bulk of the Coulomb blocked quantum Hall island. However, the cases with more quasiparticles localized in the bulk are the same as one of the three patterns described in Sect. 4.1, Sect. 4.2 and Sect. 4.3 up to some translation on the horizontal axis. This translation may not have physical meaning unless there is a natural way to fix the origin of the horizontal axis. This completes the description of the thermoelectric power factor in the \mathbb{Z}_4 parafermion Coulomb blocked islands.

5. Discussion

In this paper we gave a complete description of the thermoelectric power factor profiles in the \mathbb{Z}_3 and \mathbb{Z}_4 parafermion states with arbitrary number of quasiparticles

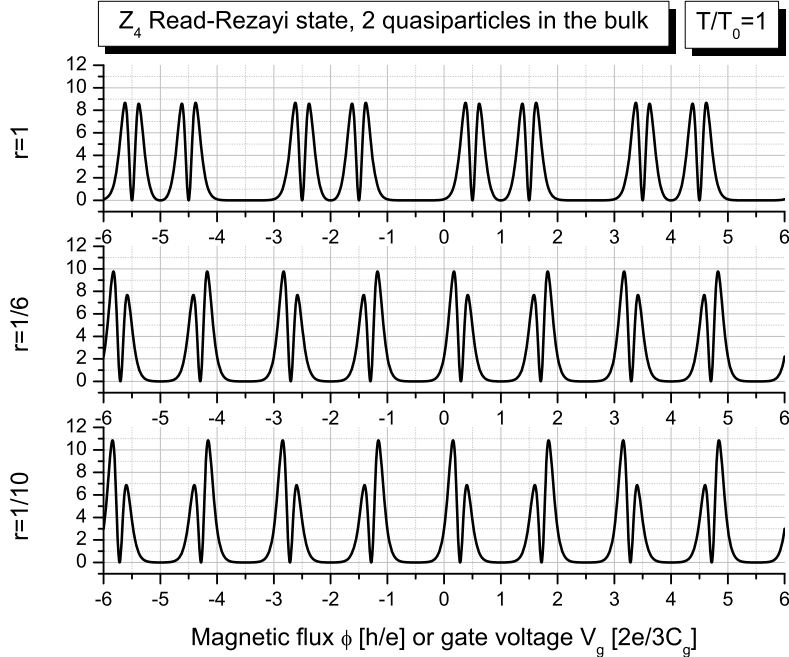


Figure 12: Power factors in units $[k_B^2/h]$ for a CB island in the \mathbb{Z}_4 -parafermion (Read-Rezayi) state with $\nu_H = 2/3$, with 2 quasiparticles localized in the bulk, corresponding to $l = 2$ and $\rho = 1$ in Eq. (12), with $r = 1$, $r = 1/6$ and $r = 1/10$, at temperature $T/T_0 = 1$.

localized in the bulk of a Coulomb-blockaded island. The results show that the power factor is rather sensitive to the neutral characteristics of the strongly correlated two-dimensional electron systems. While the low-temperature conductance peak patterns in the Coulomb blockade regime for states corresponding to the same filling factor ν_H are practically indistinguishable [9], for $\nu_n \ll \nu_c$ this is so even at finite temperature, where ν_n and ν_c are the Fermi velocities of the neutral and charged modes respectively. Surprisingly, the power factors \mathcal{P}_T of the corresponding states are much more sensitive to the neutral modes [10]. It appeared that the smaller $r = \nu_n/\nu_c$ the bigger the asymmetries in the power factor which combined with the thermally induced broadening of the conductance peaks due to the neutral modes' multiplicities could give us the ultimate tool to figure out which of the competing quantum Hall universality classes are indeed realized in the experiments.

Measuring the thermoelectric power factor, like in Ref. [44], that can be computed numerically from the thermopower [10] could allow us to estimate experimentally the ratio $r = \nu_n/\nu_c$ of the Fermi velocities of the neutral and charged edge modes. Notice that this non-universal parameter might depend on the details of the experimental setup and might differ from sample to sample, so in any case it is good to have an experimental method to estimate it.

The calculated thermoelectric power factors \mathcal{P}_T for the \mathbb{Z}_k parafermion states, as well as those for the $\nu_H = 5/2$ state [10], show that when r is decreased \mathcal{P}_T displays noticeable asymmetries in the heights of the \mathcal{P}_T peaks surrounding the conductance peaks positions, which combined with the relatively precise measurement of the ratio r , could give some experimental signature for distinguishing different candidates to describe the experimental data. For some cases of quasiparticles localized in the bulks, some of the peaks of the power factor remain unchanged when the ratio $r = \nu_n/\nu_c$ is decreased and moreover they are characterized by their full symmetry around the conductance peak position, while the other peaks are strongly asymmetric.

Following the approach of Ref. [10] we propose an experimental way to choose between the different candidates for the observed $\nu_H = 12/5$ Hall state [32, 33, 34]: assume that the profile of the thermoelectric power factor for this FQH state has been measured experimentally, e.g., by the methods of Ref. [44] – then from the dips of the measured power factor we can estimate the value of r and recalculate the theoretical prediction for the power factor of the different candidate states for that r . After that we can compare the theoretical power factors with the experimental one and choose the closest one by the χ^2 method.

Furthermore, if this method can be combined with controllable deviation from the center of the Hall plateau to simulate different number of quasiparticles localized in the bulk that could give us more convincing information about the complete structure of the quantum Hall state at filling factor $\nu_H = 12/5$.

Acknowledgments

I thank Andrea Cappelli, Guillermo Zemba and Ady Stern for helpful discussions. This work has been partially supported by the Alexander von Humboldt Foundation under the Return Fellowship and Equipment Subsidies Programs and by the Bulgarian Science Fund under Contract No. DFNI-E 01/2 and DFNI-T 02/6.

References

- [1] X.-G. Wen, Topological order in rigid states, *Int. J. Mod. Phys. B*4 (1990) 239.
- [2] J. Fröhlich, T. Kerler, Universality in quantum Hall systems, *Nucl. Phys. B*354 (1991) 369.
- [3] A. Cappelli, C. A. Trugenberger, G. R. Zemba, *Nucl. Phys. B*396 (1993) 465.
- [4] N. Read, Conformal invariance of chiral edge theories, *Phys. Rev. B* (2009) 245304.
- [5] G. Moore, N. Read, Nonabelions in the fractional quantum Hall effect, *Nucl. Phys. B*360 (1991) 362.
- [6] N. Read, E. Rezayi, Beyond paired quantum Hall states: parafermions and incompressible states in the first excited Landau level, *Phys. Rev. B*59 (1998) 8084.

- [7] S. D. Sarma, M. Freedman, C. Nayak, Topologically-protected qubits from a possible non-Abelian fractional quantum Hall state, *Phys. Rev. Lett.* 94 (2005) 166802. arXiv:cond-mat/0412343.
- [8] S. D. Sarma, M. Freedman, C. N. and Steven H. Simon, A. Stern, Non-Abelian anyons and topological quantum computation, *Rev. Mod. Phys.* 80 (2008) 1083. arXiv:arXiv:0707.1889.
- [9] P. Bonderson, C. Nayak, K. Shtengel, Coulomb blockade doppelgangers in quantum Hall states, *Phys. Rev. B* 81 (2010) 165308. arXiv:arXiv:0909.1056.
- [10] L. S. Georgiev, Thermoelectric properties of Coulomb-blockaded fractional quantum Hall islands, *Nucl. Phys. B* 894 (2015) 284–306. arXiv:arXiv:1406.6177.
- [11] K. Yang, B. Halperin, Thermopower as a possible probe of non-Abelian quasiparticle statistics in fractional quantum Hall liquids, *Phys. Rev. B* 79 (2009) 115317.
- [12] Y. Barlas, K. Yang, Thermopower of quantum Hall states in Corbino geometry as a measure of quasiparticle entropy, *Phys. Rev. B* 85 (2012) 195107.
- [13] L. S. Georgiev, Thermal broadening of the Coulomb blockade peaks in quantum Hall interferometers, *EPL* 91 (2010) 41001. arXiv:arXiv:1003.4871.
- [14] G. Viola, S. Das, E. Grosfeld, A. Stern, Thermoelectric probe for neutral edge modes in the fractional quantum hall regime, *Phys. Rev. Lett.* 109 (2012) 146801.
- [15] A. Cappelli, L. S. Georgiev, I. T. Todorov, Parafermion Hall states from coset projections of Abelian conformal theories, *Nucl. Phys. B* 599 [FS] (2001) 499–530. arXiv:hep-th/0009229.
- [16] L. S. Georgiev, A universal conformal field theory approach to the chiral persistent currents in the mesoscopic fractional quantum Hall states, *Nucl. Phys. B* 707 (2005) 347–380. arXiv:hep-th/0408052.
- [17] J. Fröhlich, U. M. Studer, E. Thiran, A classification of quantum Hall fluids, *J. Stat. Phys.* 86 (1997) 821. arXiv:cond-mat/9503113.
- [18] L. P. Kouwenhoven, D. G. Austing, S. Tarucha, Few-electron quantum dots, *Rep. Prog. Phys.* 64 (2001) 701–736.
- [19] H. van Houten, C. Beenakker, A. Staring, Single Charge Tunneling, NATO ASI Series B294, Plenum, New York, 1992. arXiv:cond-mat/0508454.
- [20] R. Kubo, M. Toda, N. Hashitsume, *Statistical Physics II*, Springer-Verlag, Berlin, 1985.
- [21] P. Di Francesco, P. Mathieu, D. Sénéchal, *Conformal Field Theory*, Springer-Verlag, New York, 1997.
- [22] P. Goddard, A. Kent, D. Olive, *Commun. Math. Phys.* 103 (1986) 105.

- [23] A. Cappelli, G. R. Zemba, Modular invariant partition functions in the quantum Hall effect, Nucl. Phys. B490 (1997) 595. arXiv:hep-th/9605127.
- [24] J. Lepowsky, M. Primc, Structure of the standard modules of the affine lie algebra $\widehat{su}_1^{(1)}$, Contemporary Mathematics 46.
- [25] A. Schilling, Polynomial fermionic forms for the branching functions of the rational coset conformal field theories $\widehat{su}(2)_M \times \widehat{su}(2)_N / \widehat{su}(2)_{M+N}$, Nucl. Phys. B459 (1996) 393.
- [26] A. Schilling, Multinomials and polynomial bosonic forms for the branching functions of the $\widehat{su}(2)_M \times \widehat{su}(2)_N / \widehat{su}(2)_{M+N}$ conformal coset models, Nucl. Phys. B467 (1996) 247.
- [27] A. Berkovich, B. M. McCoy, The universal chiral partition function for exclusion statistics, Stat. Phys. on the Eve of the 21st Century, Series in Adv. Stat. Mechanics 14 (1999) 240–256. arXiv:hep-th/9808013.
- [28] P. Bouwknegt, A. W. Ludwig, K. Schoutens, Spinon bases, yangian symmetry and fermionic representations of virasoro characters in conformal field theory, Physics Letters B 338 (4) (1994) 448 – 456.
- [29] P. Bouwknegt, K. Schoutens, The $su(n)_1$ WZW models spinon decomposition and yangian structure, Nuclear Physics B 482 (1996) 345 – 372.
- [30] K. Schoutens, Exclusion statistics in conformal field theory, Phys. Rev. Lett. 79 (1997) 2608. arXiv:cond-mat/9706166.
- [31] K. Schoutens, Exclusion statistics for non-abelian quantum Hall states, Phys. Rev. Lett. 81 (1998) 1929. arXiv:cond-mat/9803169.
- [32] W. Pan, J.-S. Xia, V. Shvarts, D. E. Adams, H. L. Störmer, D. C. Tsui, L. N. Pfeiffer, K. W. Baldwin, K. W. West, Exact quantization of the even-denominator fractional quantum Hall state at $\nu = 5/2$ Landau level filling factor, Phys. Rev. Lett. 83 (1999) 3530. arXiv:cond-mat/9907356.
- [33] J. Xia, W. Pan, C. Vicente, E. Adams, N. Sullivan, H. Stormer, D. Tsui, L. Pfeiffer, K. Baldwin, K. West, Electron correlation in the second Landau level: a competition between many nearly degenerated quantum phases, Phys. Rev. Lett. 93 (2004) 176809.
- [34] W. Pan, J. S. Xia, H. L. Stormer, D. C. Tsui, C. Vicente, E. D. Adams, N. S. Sullivan, L. N. Pfeiffer, K. W. Baldwin, K. W. West, Experimental studies of the fractional quantum hall effect in the first excited landau level, Phys. Rev. B 77 (2008) 075307.
- [35] N. Bonesteel, L. Hormozi, G. Zikos, S. Simon, Braid topologies for quantum computation, Phys. Rev. Lett. 95 (2005) 140503.

- [36] A. Ahlbrecht, L. S. Georgiev, R. F. Werner, Implementation of Clifford gates in the Ising-anyon topological quantum computer, *Phys. Rev. A* 79 (2009) 032311. arXiv:arXiv:0812.2338.
- [37] L. S. Georgiev, Towards a universal set of topologically protected gates for quantum computation with Pfaffian qubits, *Nucl. Phys. B* 789 (2008) 552–590. arXiv:hep-th/0611340.
- [38] V. W. Scarola, K. Park, J. K. Jain, Excitonic collapse of higher Landau level fractional quantum Hall effect, *Phys. Rev. B* 62 (2000) R16259–R16262.
- [39] C. Töke, M. R. Peterson, G. S. Jeon, J. K. Jain, Fractional quantum Hall effect in the second Landau level: The importance of inter-composite-fermion interaction, *Phys. Rev. B* 72 (2005) 125315.
- [40] K. Matveev, Thermopower in quantum dots, *Lecture Notes in Physics LNP* 547 (1999) 3–15.
- [41] M. Turek, J. Siewert, K. Richter, Thermopower of a superconducting single-electron transistor, *Phys. Rev. B* 71 (2005) 220503.
- [42] A. Cappelli, G. Viola, G. R. Zemba, Chiral partition functions of quantum Hall droplets, *Annals of Physics* 325 (2010) 465. arXiv:atXiv:0909.3588.
- [43] R. Ilan, E. Grosfeld, K. Schoutens, A. Stern, Experimental signatures of non-abelian statistics in clustered quantum Hall states, *Phys. Rev. B* 79 (2009) 245305. arXiv:arXiv:0803.1542.
- [44] I. Gurman, R. Sabo, M. Heiblum, V. Umansky, D. Mahalu, Extracting net current from an upstream neutral mode in the fractional quantum Hall regime, *Nature Communications* 3 (2012) 1289. arXiv:arXiv:1205.2945.
- [45] V. Fateev, A. Zamolodchikov, Parafermionic currents in the two-dimensional conformal quantum field theory and selfdual critical points in Z_n invariant statistical systems, *Zh. Eksp. Teor. Fiz.* 89 (1985) 380–399.