

A precise characterisation of the top quark electro-weak vertices at the ILC

M.S. Amjad^{a,1}, S. Bilokin^a, M. Boronat^b, P. Doublet^{a,3}, T. Frisson^{a,2}, I. García García^b, M. Perelló^b, R. Pöschl^{a,*}, F. Richard^a, E. Ros^b, J. Rouëné^a, P. Ruiz Femenia^{b,4}, M. Vos^b

^a*Laboratoire de l'Accélérateur Linéaire (LAL), Centre Scientifique d'Orsay, Université Paris-Sud XI, BP 34, Bâtiment 200, F-91898 Orsay CEDEX, France*

^b*IFIC, Universitat de Valencia CSIC, c/ Catedrático José Beltrán, 2 46980 Paterna, Spain.*

Abstract

Top quark production in the process $e^+e^- \rightarrow t\bar{t}$ at a future linear electron positron collider with polarised beams is a powerful tool to determine indirectly the scale of new physics. The presented study, based on a detailed simulation of the ILD detector concept, assumes a centre-of-mass energy of $\sqrt{s} = 500$ GeV and a luminosity of $\mathcal{L} = 500 \text{ fb}^{-1}$ equally shared between the incoming beam polarisations of $\mathcal{P}_{e^-}, \mathcal{P}_{e^+} = \pm 0.8, \mp 0.3$. Events are selected in which the top pair decays semi-leptonically and the cross sections and the forward-backward asymmetries are determined. Based on these results, the vector, axial vector and tensorial CP conserving couplings are extracted separately for the photon and the Z^0 component. With the expected precision, a large number of models in which the top quark acts as a messenger to new physics can be distinguished with many standard deviations. This will dramatically improve expectations from e.g. the LHC for electro-weak couplings of the top quark.

1. Introduction

The main goal of current and future machines at the energy frontier is to understand the nature of electro-weak symmetry breaking. This symmetry breaking can be generated by the existence of a new strong sector, inspired by QCD, that may manifest itself at energies of around 1 TeV. In all realisations of the new strong sector, as for example Randall-Sundrum models [1] or compositeness models [2], the strength of the coupling to this new sector of the Standard Model fields are supposed to increase with their mass. For this and other reasons, the heavy top quark or t quark with a mass of approximately $m_t = 173$ GeV [3] is expected to be a window to any new physics at the TeV energy scale. New physics can modify the electro-weak $t\bar{t}X$ vertex described in the Standard Model by Vector and Axial vector couplings V and A to the vector bosons $X = \gamma, Z^0$. At the International Linear Collider, ILC [4], that will collide electron and positrons at a centre-of-mass energy of 500 GeV, t quark electro-weak couplings can be measured at the % level.

In contrast to the situation at hadron colliders, the leading-order pair production process $e^+e^- \rightarrow t\bar{t}$ goes directly through the $t\bar{t}Z^0$ and $t\bar{t}\gamma$ vertices. There is no concurrent QCD production of t quark pairs, which increases greatly the potential for a clean measurement. A parametrisation of the $t\bar{t}X$ vertex valid to all orders of perturbation theory may be written as *:

*Corresponding author: poeschl@lal.in2p3.fr

¹Now at COMSATS Institute of Information Technology, Islamabad, Pakistan.

²Now at CERN, 1211 Genève 23, Switzerland.

³Now at IUT d'Orsay (Université Paris-Sud), France.

⁴Now at Technische Universität München, 85748 Garching, Germany.

*A dependence on an additional term $(q + \bar{q})_\mu \cdot F_3$ can be neglected in the limit of a vanishing electron mass [5].

$$\Gamma_{\mu}^{t\bar{t}X}(k^2, q, \bar{q}) = ie \left\{ \gamma_{\mu} (F_{1V}^X(k^2) + \gamma_5 F_{1A}^X(k^2)) - \frac{\sigma_{\mu\nu}}{2m_t} (q + \bar{q})^{\nu} (iF_{2V}^X(k^2) + \gamma_5 F_{2A}^X(k^2)) \right\}, \quad (1)$$

with e being the electrical charge of the electron, $k^2 = (q + \bar{q})^2$ being the squared four-momentum of the exchanged boson and q and \bar{q} being the four-vectors of the t and \bar{t} quark, respectively. Further, γ_{μ} are the Dirac matrices leading to vector currents of fermions and γ_5 is the Dirac matrix allowing to introduce an axial-vector current into the theory. Finally, $\sigma_{\mu\nu} = \frac{i}{2} (\gamma_{\mu}\gamma_{\nu} - \gamma_{\nu}\gamma_{\mu})$ allows for describing the scattering of a particle with spin 1/2 and a given magnetic moment.

Within the Standard Model the F_1 have the following values at tree level:

$$F_{1V}^{\gamma,SM} = \frac{2}{3}, F_{1A}^{\gamma,SM} = 0, F_{1V}^{Z,SM} = \frac{1}{4s_w c_w} \left(1 - \frac{8}{3} s_w^2 \right), F_{1A}^{Z,SM} = -\frac{1}{4s_w c_w}, \quad (2)$$

while all the F_2 are zero. In Eq. 2 s_w and c_w are the sine and the cosine of the Weinberg angle θ_W . The scale dependence of the form factors is a consequence of higher order corrections. The corrections of the vector currents lead to the anomalous electro-magnetic and weak-magnetic moments represented by F_{2V}^X that correct the gyromagnetic ratio g_t of the t quark. Typical values for these corrections are in the range $\mathcal{O}(10^{-3} - 10^{-2})$ [6]. Corrections to the axial-vector current result in the Form Factors F_{2A}^X that are related to the dipole moment $d_t^X = (e/2m_t)F_{2A}^X(0)$ that in turn violates the combined Charge and Parity symmetry CP . Otherwise said, all couplings but $F_{2A}^X(k^2)$ conserve CP .

The Form Factors $F_{1V,A}^Z$ are related to couplings of t quarks with left and right-handed helicity to the Z^0 :

$$g_L^Z = F_{1V}^Z - F_{1A}^Z, \quad g_R^Z = F_{1V}^Z + F_{1A}^Z \quad (3)$$

Trivially, the same equations apply correspondingly to the photon couplings g_L^{γ}

In this paper the precision of CP conserving form factors and couplings as introduced above will be derived by means of a full simulation study of the reaction $e^+e^- \rightarrow t\bar{t}$ at a centre-of-mass energy of $\sqrt{s} = 500$ GeV with 80% polarised electron beams and 30% polarised positron beams using experimentally well defined observables. Special emphasis will be put on the selection efficiency and the polar angle of the final state t quarks. Both experimental quantities are suited to monitor carefully experimental systematics that may occur in the extraction of form factors and couplings. The results presented in the following are based on the studies described in detail in Refs. [7, 8].

2. Top quark production at the ILC

The tree level diagram for pair production of t quarks at the ILC is presented in Figure 1a. The decay of the top quarks proceeds predominantly through $t \rightarrow W^{\pm}b$. The subsequent decays of the W^{\pm} bosons to a charged lepton and a neutrino or a quark-anti-quark pair lead to a six-fermion final state. The study presented in this article focuses on the 'lepton+jets' final state $l^{\pm}\nu b\bar{b}q'\bar{q}$ representing a branching fraction of about 43.4% on all $t\bar{t}$ pair decays.

Several other Standard Model processes give rise to the same final state. The most important source is single t quark production through the process $e^+e^- \rightarrow WW^* \rightarrow Wt\bar{b} \rightarrow l^{\pm}\nu b\bar{b}q'\bar{q}$. One of the diagrams contributing to this process is presented in Figure 1b. Another relevant source is the $Z^0W^+W^-$ production. Due to the coupling of initial state electrons or positrons to W bosons both sources contribute nearly exclusively in a configuration with left-handed polarised electron beams and right-handed polarised positron beams.

In that case single t quark and $Z^0W^+W^-$ boson production can yield a total production rate of up to 10% of that of the pair production diagram of Fig. 1a. Experimentally, $Z^0W^+W^-$ production can be distinguished rather efficiently from $t\bar{t}$ pair production, but a clean separation of final states with a single t quark seems impossible. A realistic experimental strategy must therefore consider the $W^+bW^-\bar{b}$ inclusively [9].

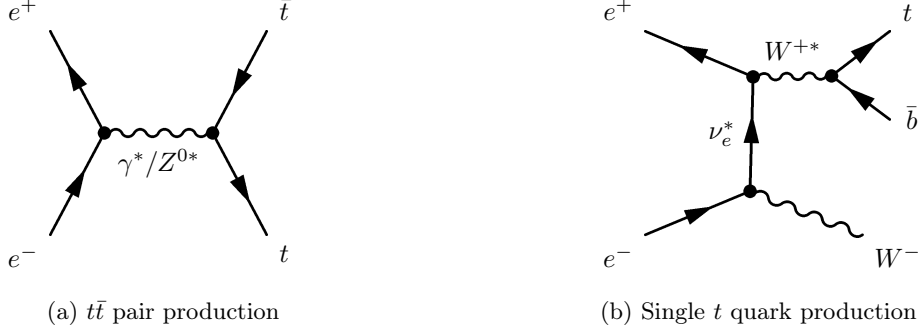


Figure 1: Diagrams that contribute to the $e^+e^- \rightarrow \nu b \bar{b} q' \bar{q}$ production: (a) Tree level $t\bar{t}$ pair production, (b) single t quark production.

2.1. Observables and form factors

In case of polarised beams Ref. [10] suggests to express the form factors introduced in Sec. 1 in terms of the helicity of the incoming electrons,

$$\begin{aligned} \mathcal{F}_{ij}^L &= -F_{ij}^\gamma + \left(\frac{-\frac{1}{2} + s_w^2}{s_w c_w} \right) \left(\frac{s}{s - m_Z^2} \right) F_{ij}^Z \\ \mathcal{F}_{ij}^R &= -F_{ij}^\gamma + \left(\frac{s_w^2}{s_w c_w} \right) \left(\frac{s}{s - m_Z^2} \right) F_{ij}^Z, \end{aligned} \quad (4)$$

with $i = 1, 2$ and $j = V, A$ and m_Z being the mass of the Z^0 boson. The tree level cross section for $t\bar{t}$ quark pair production for an electron beam polarisation $I = L, R$ reads

$$\sigma_I = 2\mathcal{A}N_c\beta \left[(1 + 0.5\gamma^{-2})(\mathcal{F}_{1V}^I)^2 + (\mathcal{F}_{1A}^I)^2 + 3\mathcal{F}_{1V}^I\mathcal{F}_{2V}^I + (1 + 0.5\gamma^2)(\mathcal{F}_{2V}^I)^2 \right], \quad (5)$$

where $\mathcal{A} = \frac{4\pi\alpha^2}{3s}$ with the running electromagnetic coupling $\alpha(s)$ and N_c is the number of quark colours. Furthermore γ and β are the Lorentz factor and the velocity of the t quark, respectively. The term $\mathcal{F}_{1A}^I = \beta\mathcal{F}_{1A}^I$ describes the reduced sensitivity to axial vector couplings near the $t\bar{t}$ production threshold. The cross sections at the Born level of the signal process $e^+e^- \rightarrow t\bar{t}$ and the main Standard Model background processes at a centre-of-mass energy of 500 GeV are summarised in Table 1.

Channel	$\sigma_{unpol.}$ [fb]	$\sigma_{-,+}$ [fb]	$\sigma_{+,-}$ [fb]
$t\bar{t}$	572	1564	724
$\mu^+\mu^-$	456	969	854
$\sum_{q=u,d,s,c} q\bar{q}$	2208	6032	2793
$b\bar{b}$	372	1212	276
γZ^0	11185	25500	19126
W^+W^-	6603	26000	150
Z^0Z^0	422	1106	582
$Z^0W^+W^-$	40	151	8.7
$Z^0Z^0Z^0$	1.1	3.2	1.22
Single t for $e^+e^- \rightarrow e^- \bar{\nu}_e t b$ [11]	3.1	10.0	1.7

Table 1: Unpolarised cross-sections and cross-sections at tree level for 100% beam polarisation for signal and background processes.

The forward-backward asymmetry A_{FB}^t can be expressed as

$$(A_{FB}^t)_I = \mp \mathcal{A}N_c\beta \cdot \frac{3\mathcal{F}_{1A}^I(\mathcal{F}_{1V}^I + \mathcal{F}_{2V}^I)}{\sigma_I}. \quad (6)$$

The '-' sign applies in case of an initial left-handed polarised electron beam, i.e. $I = L$, and the '+' applies correspondingly in case of an initial right-handed polarised electron beam, i.e. $I = R$. In the Standard Model the forward-backward asymmetry takes the values $(A_{FB}^t)_L = 0.37$ and $(A_{FB}^t)_R = 0.45$ at tree level.

Neglecting CP violating form factors, the fraction of right-handed t quarks is given by the following expression:

$$(F_R)_I = 0.5 \mp \frac{2}{3}(A_{FB}^t)_I \quad (7)$$

The '-' sign applies in case of an initial left-handed polarised electron beam, i.e. $I = L$, and the '+' applies correspondingly in case of an initial right-handed polarised electron beam, i.e. $I = R$. The values expected in the Standard Model at tree level are $(F_R)_L = 0.25$ and $(F_R)_R = 0.80$.

With the introduced observables the six CP conserving form factors defined for the Z^0 and the photon can in principle be extracted simultaneously. However, close to the $t\bar{t}$ threshold the observables depend always on the sum $F_{1V} + F_{2V}$. Therefore, a full disentangling of the form factors will be imprecise for energies below about 1 TeV. Hence, in the present study either the precision on the Form Factors $F_{1V,A}^X$, or equivalently on the Couplings $g_{L,R}^X$, are determined simultaneously, while the two F_{2V} are kept at their Standard Model values or vice versa. Due to these considerations the study will only make use of the cross section and A_{FB}^t since these are either the most precise observable in case of the cross section or the one that is most sensitive to axial couplings in case of A_{FB}^t . It is however reminded that in [7] the fraction of right-handed t quarks is determined to a precision of about 2%.

2.2. Theory uncertainties

The extraction of form factors requires precise predictions of the inclusive top quark pair production rate and of several differential distributions. In this section the state-of-the-art calculations and estimate theoretical uncertainties are briefly reviewed.

As discussed at the beginning of this section, the optimal experimental strategy should consider $e^+e^- \rightarrow W^+bW^-\bar{b}$ inclusively, without attempting to distinguish single top and top quark pair production. However, today, sufficiently precise calculations are not available for the full process $e^+e^- \rightarrow W^+bW^-\bar{b}$. Therefore the discussion in this paper is based on the current state of the art calculations for $e^+e^- \rightarrow t\bar{t}$, assuming that in the next decade theorists will rise to the challenge of extending the calculations to $e^+e^- \rightarrow W^+bW^-\bar{b}$.

The QCD corrections to $e^+e^- \rightarrow t\bar{t}$ production are known up to N^3LO for the inclusive cross section [12], and to $NNLO$ for the forward backward asymmetry A_{FB}^t [13]. The perturbative series shows good convergence.

In the kinematic region at around $\sqrt{s} = 500$ GeV as relevant for this study the N^3LO correction to the total cross-section is below 1 %. An estimate of the size of the next order - obtained from the conventional variation of the renormalisation scale by a factor two and one half - yields 0.3 %. It can therefore be concluded that the uncertainty of today's state-of-the-art calculations is at the per mil level.

In a similar manner the QCD corrections to the prediction of differential distributions and quantities such as the forward-backward asymmetry can be estimated. The size of the N^3LO correction to A_{FB}^t is estimated using the scale variation to be smaller than 1%, see also the discussion in e.g. [13].

Electro-weak (EW) corrections to the same process have also been calculated. A full one-loop calculation is presented in [14]. The correction to the total cross section is found to be approximately 5%. The electro-weak correction to the forward-backward asymmetry is large, approximately 10% [14, 15]. Recent studies [16] show that the corrections are notably different for different beam polarisations. They change for example the shape of the angular distribution in case of $\mathcal{P}_{e^-}, \mathcal{P}_{e^+} = -1, +1$ beam polarisation while they only influence the normalisation in case of $\mathcal{P}_{e^-}, \mathcal{P}_{e^+} = +1, -1$.

The above discussion refers to corrections to the process $e^+e^- \rightarrow t\bar{t}$. Further corrections of order $\Gamma_t/m_t \sim 1\%$ are expected to appear if the decay of the top quarks is included in the calculation.

It can be concluded that the state-of-the-art calculations of QCD corrections offer the precision required for this study. Uncertainties are under relatively good control, with uncertainties to the cross section of the order of a few per mil and order 1% on the forward-backward asymmetry. Electroweak (one-loop) corrections are large. Further work is needed to estimate the size of the two-loop correction and, ultimately, to calculate this contribution. Currently these aspects are discussed with theory groups.

3. Analysis of simulated events

The study has been carried out on a fully polarised sample albeit realistic values for the ILC are $\mathcal{P}_{e^-}, \mathcal{P}_{e^+} = \pm 0.8, \mp 0.3$. The cross section and therefore its uncertainty scales with the polarisation in a well defined way according to [17]

$$\sigma_{\mathcal{P}_{e^-}, \mathcal{P}_{e^+}} = \frac{1}{4} [(1 - \mathcal{P}_{e^-} \mathcal{P}_{e^+})(\sigma_{-,+} + \sigma_{+,-}) + (\mathcal{P}_{e^-} - \mathcal{P}_{e^+})(\sigma_{+,-} - \sigma_{-,+})]. \quad (8)$$

The observable A_{FB}^t varies only very mildly with the beam polarisation. The realistic beam polarisation will be correctly taken into account in the uncertainty of the results.

Signal and background events corresponding to a luminosity of 250 fb^{-1} at $\sqrt{s} = 500 \text{ GeV}$ for each of the two polarisation configurations are generated with version 1.95 of the WHIZARD event generator [18, 19] that provides lowest order calculations of the $2 \rightarrow 6$ fermions subprocess and simulates multiple photon radiation from the initial state electron and positron in leading-logarithmic approximation. WHIZARD is interfaced to the PYTHIA Monte Carlo programme [20] for QCD and QED showering. The generated events were subject to a full simulation of the ILD Detector [4] and subsequent event reconstruction using the version ILD_o1_v05 of the ILD software.

The decay of the t quarks proceeds predominantly through $t \rightarrow W^\pm b$. The subsequent decays of the W^\pm bosons to a charged lepton and a neutrino or a quark-anti-quark pair lead to a six-fermion final state. The study presented in this article focuses on the semi-leptonic final state $l^\pm \nu b \bar{b} q' \bar{q}$. Several other Standard Model processes give rise to the same final state. The most important source is single t quark production. Another relevant source is the $Z^0 W^+ W^-$ production. Experimentally, $Z^0 W^+ W^-$ production can be distinguished rather efficiently from t quark pair production. The separation between single t quark production and $t\bar{t}$ pair production is much more involved. Note however, that according to Table 1 single t quark production is strongly suppressed in case of $\mathcal{P}_{e^-}, \mathcal{P}_{e^+} = +1, -1$.

The entire selection procedure including lepton and b jet identification, top quark reconstruction and suppression multi-peripheral $\gamma\gamma \rightarrow \text{hadrons}$ background is explained in detail in [7, 8] and [21]. The total selection efficiency of about 56% for semi-leptonic $t\bar{t}$ events includes events with a τ lepton in the final state. Background processes can be very efficiently removed down to a negligible level. A powerful tool is the b likeness or b -tag value that suppresses about 97% of the dominant $W^+ W^-$ background. Additional selection criteria comprise cuts on the t quark and W^\pm boson masses and of the invariant mass of the total hadronic final state.

With the determined efficiencies a statistical uncertainty of the cross section $e^+ e^- \rightarrow t\bar{t}$ of 0.47% in case $\mathcal{P}_{e^-}, \mathcal{P}_{e^+} = -0.8, +0.3$ and 0.63% in case $\mathcal{P}_{e^-}, \mathcal{P}_{e^+} = +0.8, -0.3$ can be derived.

3.1. Forward-Backward Asymmetry A_{FB}^t

The forward-backward asymmetry A_{FB}^t has the well known definition

$$A_{FB}^t = \frac{N(\cos\theta_{top} > 0) - N(\cos\theta_{top} < 0)}{N(\cos\theta_{top} > 0) + N(\cos\theta_{top} < 0)}, \quad (9)$$

where N is the number of events in the two detector hemispheres w.r.t. the polar angle θ_{top} of the t quark calculated from the decay products in the hadronic decay branch. The direction measurement depends on the correct association of the b quarks to the jets of the hadronic W boson decays. The analysis is carried out separately for a left-handed polarised electron beam and for a right-handed

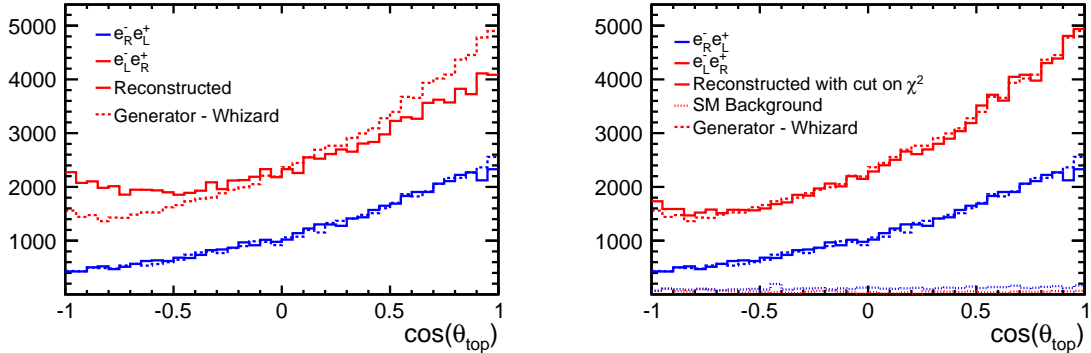


Figure 2: *Left:* Reconstructed forward-backward asymmetry compared with the prediction by the event generator WHIZARD [18] for two configurations of the beam polarisations. *Right:* The same but after the application of a cut on $\chi^2 < 15$ for the beam polarisations $\mathcal{P}_{e^-}, \mathcal{P}_{e^+} = -1, +1$ as explained in the text. Note, that in both figures no correction is applied for the beam polarisations $\mathcal{P}_{e^-}, \mathcal{P}_{e^+} = +1, -1$. The figure on the right hand side shows also the residual Standard Model background.

polarised beam. In case of a right-handed electron beam the direction of the t quark can be precisely reconstructed. In case of a left-handed electron beam the final state features two hard jets from the b quarks and soft jets from the hadronically decaying W boson. This configuration leads to migrations in the polar angle distribution of the t quark as visible in the left part of Fig 2. This implication motivates to restrict the determination of A_{FB}^t in case of $\mathcal{P}_{e^-}, \mathcal{P}_{e^+} = -1, +1$ to cleanly reconstructed events. For this a test variable χ^2 is defined that compares the measured values of the Lorentz factor γ of the top, the momentum of the b quark in the rest frame of the top and the angle $\cos\theta_{bW}$ between the b quark and the W boson. The reconstructed polar angle distribution of the t quark is compared with the generated one for different cuts on χ^2 . For a value of $\chi^2 < 15$ an excellent agreement between the generated and reconstructed polar angle distributions is obtained, see the right part of Fig. 2. The tight selection however reduces the efficiency in case of left-handed initial electron beams from 55% to 28%. With this the forward backward asymmetry can be determined to a statistical precision of better than 2%. The precise results corrected to the beam polarisations $\mathcal{P}_{e^-}, \mathcal{P}_{e^+} = \pm 0.8, \mp 0.3$ are given in Table 2 together with those for the cross section, see previous section. A more straightforward, albeit experimentally more challenging, way to control the migrations is to measure the charge of the b quarks that are issue of the t quark decay. References [22] and [23] describe the determination of the b quark charge using secondary tracks. The same value of A_{FB}^t is obtained at a comparable selection efficiency [8]. This means that A_{FB}^t can be determined with two independent methods.

$\mathcal{P}_{e^-}, \mathcal{P}_{e^+}$	$(\delta\sigma/\sigma)_{stat.} [\%]$	$(\delta A_{FB}^t/A_{FB}^t)_{stat.} [\%]$
$-0.8, +0.3$	0.47	1.8
$+0.8, -0.3$	0.63	1.3

Table 2: Statistical precisions expected for the cross sections and A_{FB}^t for different beam polarisations.

Hard gluon radiation may alter the polar angle distribution of the final state t quarks. The WHIZARD version 1.95 used for the study generates hard gluons only via the interface to PYTHIA that generates the parton shower. Therefore results presented before have been checked with a study on parton level using the most recent version 2.2.2 of WHIZARD that correctly accounts for hard gluon radiation. No significant difference has been observed.

4. Discussion of systematic uncertainties

In the previous sections measurements of either cross sections or asymmetries have been presented. This section makes an attempt to identify and quantify systematic uncertainties, which may influence the precision measurements.

- Luminosity: The luminosity is a critical parameter for cross section measurements only. The luminosity can be controlled to 0.1% [24].
- Polarisation: The polarisation is a critical parameter for all analyses. It enters directly the cross section measurements. The studies presented in [25] using W pair production lead to an uncertainty of 0.1% for the polarisation of the electron beam and to an uncertainty of 0.35% for the polarisation of the positron beam. This translates into an uncertainty of 0.25% on the cross section for $\mathcal{P}_{e^-}, \mathcal{P}_{e^+} = -0.8, +0.3$ and 0.18% on the cross section for $\mathcal{P}_{e^-}, \mathcal{P}_{e^+} = +0.8, -0.3$. The uncertainty on the polarisation can be neglected with respect to the statistical uncertainty for A_{FB}^t .
- Beamstrahlung and beam energy spread: The mutual influence of the electromagnetic fields of the colliding bunches provokes radiation of photons known as *Beamstrahlung*. This *Beamstrahlung* modulates the luminosity spectrum, i.e. moves particles from the nominal energy to smaller energies. At the ILC for a centre-of-mass energy of 500 GeV about 60% of the particles are expected to have 99% or more of the nominal energy [4]. The beam energy spread, i.e. the RMS of this main luminosity peak is 124 MeV for the electron beam and 70 MeV for the positron beam [4]. Both effects play a role at the $t\bar{t}$ threshold [26] and can be neglected at energies well above this threshold.
- Experimental uncertainties in top quark reconstruction: As discussed in Sec. 3.1 migrations have to be taken into account for the measurement of A_{FB}^t , in particular for the polarisations $\mathcal{P}_{e^-}, \mathcal{P}_{e^+} = -0.8, +0.3$. These migrations are reduced by stringent requirements on the event selection using a χ^2 analysis. This in turn leads to a penalty in the efficiency. The success of the method depends in addition on a very sharp measurement of the variables used for the χ^2 analysis. It is expected that these ambiguities can be (partially) eliminated by an event-by-event determination of the charge of the b quark from the t decay. As has been shown in Sec. 3, the effect will be very much suppressed in case of $\mathcal{P}_{e^-}, \mathcal{P}_{e^+} = +0.8, -0.3$ beam polarisation.
- Other experimental effects: There is a number of other experimental effects such as acceptance, uncertainties of the b tagging or the influence of passive detector material. The LEP1 experiments quote a systematic uncertainty on R_b of 0.2% a value which may serve as a guide line for values to be expected at the ILC, which on the other hand will benefit from far superior detector resolution and b tagging capabilities.
- Theory: The uncertainties of today's state-of-the-art calculations are discussed in Section 2.2. The uncertainties in the QCD corrections to the total cross section and A_{FB} are of the same order as the experimental uncertainties. Two-loop electro-weak calculations are required for a reliable estimation of the uncertainties due to electro-weak corrections. It is however intuitively clear that the latter will benefit from the insight of the different impact for different beam polarisations, see Sec. 2.2 and [16].
- Single-top production: Single top production at the LC in association with a W boson and bottom quark (through WW^* production) leads to the same final state as t quark pair production. Being largely suppressed in case of $\mathcal{P}_{e^-}, \mathcal{P}_{e^+} = +0.8, -0.3$ beam polarisation, it forms a sizeable contribution to the six-fermion final state in case of $\mathcal{P}_{e^-}, \mathcal{P}_{e^+} = -0.8, +0.3$ beam polarisation. It must therefore be taken into account in a realistic experimental strategy. This is left for a future study.

- Beyond Standard Model Physics: Possible BSM effects may affect the various components of the background, in particular the $t\bar{t}$ induced background. This will therefore require a careful iterative procedure with tuning of event generators. This procedure seems feasible without a significant loss of accuracy.

As a summary it can be concluded that the total systematic uncertainties will not exceed the statistical uncertainties. This, however, requires an excellent control of a number of experimental and theoretical quantities.

5. Precision of form factors and electro-weak couplings

The measured cross sections and A_{FB}^t lead for two polarisation configurations to a set of four observables. By means of Eqs. 5 and 6 the uncertainties on these observables are used to build up a system of linear equations to determine the variances of up to four variables[†], The variances are equivalent to the square of the standard deviations of the variables under study. These variables can be the form factors or alternatively directly the couplings. More explicitly, in this paper the following quantities will be determined separately:

1. The standard deviations of the Form Factors $F_{1V}^\gamma, F_{1V}^Z, F_{1A}^Z$ assuming no variation of the Form Factors F_{2j}^X ;
2. The standard deviations of the Form Factors F_{2V}^γ, F_{2V}^Z assuming no variation of the Form Factors F_{1j}^X ;
3. The standard deviations of the Couplings $g_L^\gamma, g_R^\gamma, g_L^Z, g_R^Z$.

Note, that the Form Factor F_{1A}^Z is fixed to be 0 in order to respect QED gauge invariance. On the other hand all four Couplings g_j^X are allowed to vary freely. The resulting standard deviations are listed in Table 3.

Quantity	F_{1V}^γ	F_{1V}^Z	F_{1A}^Z	F_{2V}^γ	F_{2V}^Z	g_L^γ	g_R^γ	g_L^Z	g_R^Z
SM Value at tree level	2/3	0.230	-0.595	0	0	2/3	2/3	0.824	-0.364
Standard deviation	0.002	0.003	0.007	0.001	0.002	0.005	0.005	0.008	0.009
Relative precision [%]	0.3	0.9	1.2	-	-	0.8	0.8	1.0	2.5

Table 3: *Standard deviations and resulting relative precisions of form factors and couplings derived from the statistical precisions on the observables cross section and A_{FB}^t as listed in Table 2.*

The complete covariance matrices are given in Appendix A. From there it can be told that e.g. g_L^Z and g_R^Z are strongly correlated while F_{1V}^Z and F_{1A}^Z are nearly uncorrelated. The expected high precision at a linear e^+e^- collider allows for a profound discussion of effects by new physics. The findings can be confronted with predictions in the framework of Randall-Sundrum models and/or compositeness models such as [2, 34, 36, 32, 31, 28, 29, 33] or Little Higgs models as e.g. [30]. All these models entail deviations from the Standard Model values of the t quark couplings to the Z^0 boson that will be measurable at the ILC as illustrated in Fig. 3. Therefore, the couplings of the t quark to the Z^0 boson will be discussed in a broader context in the following.

5.1. Discussion of couplings to the Z^0 Boson - Comparison with perspectives for LHC and Flavour Physics

Electro-weak couplings can be measured at the LHC in associated $t\bar{t}\gamma$ and $t\bar{t}Z$ production. A comprehensive compilation on the statistical precisions on the form factors that can be expected at the end of the HL-LHC is given in [37] and [38] for an update on $t\bar{t}Z^0$ form factors. The values

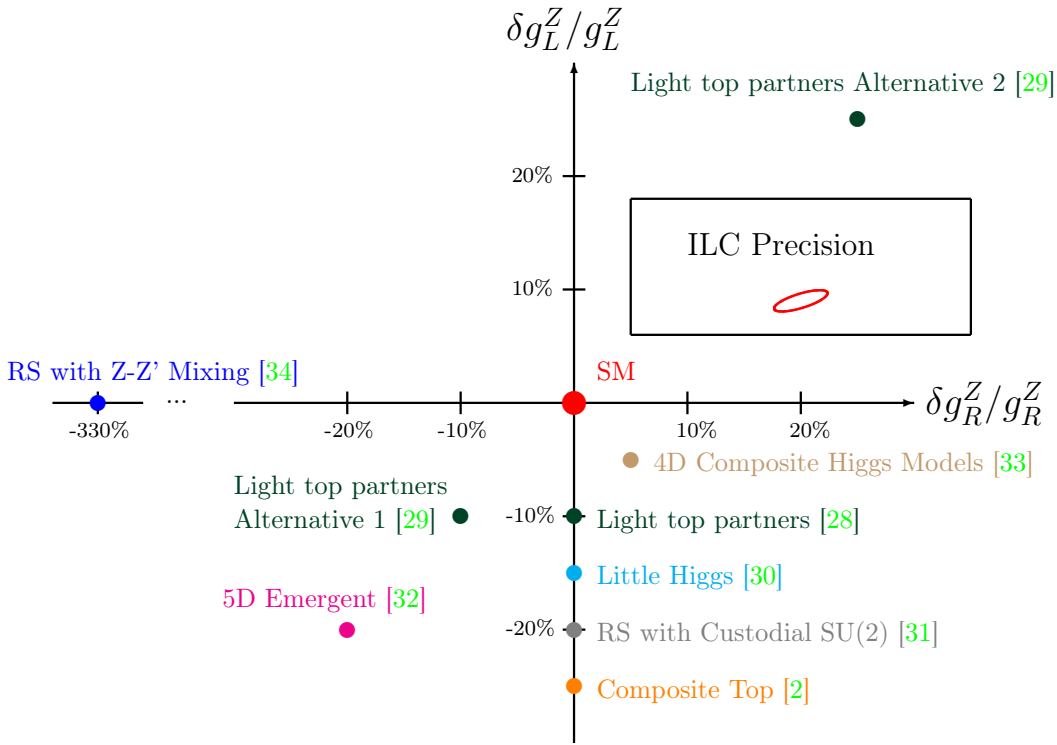


Figure 3: Predictions of several models that incorporate Randall-Sundrum (RS) models and/or compositeness or Little Higgs models on the deviations of the left- and right-handed couplings of the t quark to the Z^0 boson. The ellipse in the frame in the upper right corner indicates the precision that can be expected for the ILC running at a centre-of-mass energy of $\sqrt{s} = 500$ GeV after having accumulated $\mathcal{L} = 500 \text{ fb}^{-1}$ of integrated luminosity shared equally between the beam polarisations $\mathcal{P}_{e^-}, \mathcal{P}_{e^+} = \pm 0.8, \mp 0.3$. The original version of this figure can be found in [35].

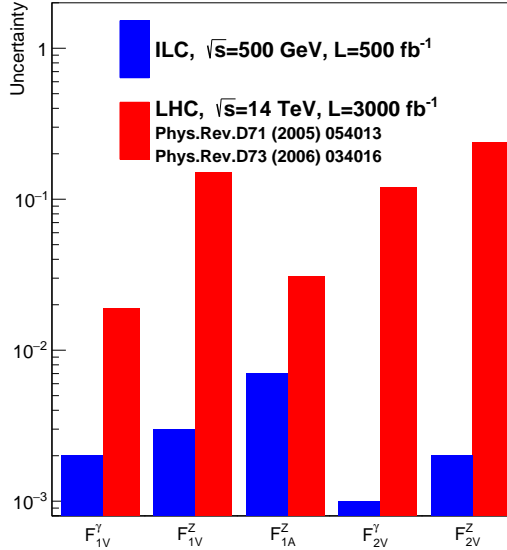


Figure 4: Graphical comparison of statistical precisions on CP conserving form factors expected at the LHC, taken from [37] and [38], and at the ILC. The LHC results assume an integrated luminosity of $\mathcal{L} = 3000 \text{ fb}^{-1}$ at $\sqrt{s} = 14 \text{ TeV}$. The results for the ILC assume an integrated luminosity of $\mathcal{L} = 500 \text{ fb}^{-1}$ at $\sqrt{s} = 500 \text{ GeV}$ and a beam polarisation $\mathcal{P}_{e^-} = \pm 0.8, \mathcal{P}_{e^+} = \mp 0.3$.

published there are compared with the results in the present study in Fig. 4. All but one form factor will be measured at about a factor 10 better at the ILC for the scenario discussed in this paper than it will be possible at the LHC. This exception is F_{1A}^Z where [38] quotes a possible statistical precision of $\delta F_{1A}^Z \approx 0.031$. It should however be pointed out that the considerable precision expected for δF_{1A}^Z benefits strongly from LEP/SLC bounds on the oblique parameters that e.g. render it unlikely that F_{1A}^Z flips sign due to New Physics. The study presented by [38] is an analysis at leading order QCD. The analysis carried out in [39] suggests that higher-order effects in the theory may allow for an improvement of the LHC precision by up to 40%. Note at this point that the interference between the γ and the Z^0 in case of $e^+e^- \rightarrow t\bar{t}$ will allow for measuring flips of the signs of the form factors that will be unnoticed in associated $t\bar{t}Z^0$ at the LHC.

While the prospects for the LHC discussed so far are based on analyses differential in given jet observables of the final state, LHC experiments observe the process $pp \rightarrow t\bar{t}Z^0$ [40, 41, 42, 43]. The interpretation of the results is however still limited by the small statistics available for the analyses.

At the LHC electro-weak couplings are measured also in single t quark production. In the effective field theory approach, assuming $SU(2)_L \times U(1)_Y$ gauge symmetry for the operators, the relation

$$\frac{\delta g_L^{tbW}}{g_L^{tbW}} \approx 0.35 \frac{\delta g_L^Z}{g_L^Z} \quad (10)$$

can be established. Here g_L^{tbW} is the charged current coupling of the decay $t \rightarrow Wb$. The CMS Collaboration [44] reports a precision for the t - b transition probability V_{tb} of about 4%. In the Standard Model V_{tb} is identical to g_L^{tbW} . Hence, by means of Eq. 10 the precision of the coupling of left-handed t quarks to the Z boson can be derived to be of the order of 11%. Noting that $\sigma(pp \rightarrow t\bar{t}Z) \sim$

[†]For the Linear Algebra the software package Eigen [27] version 3.2.2 has been used.

$(g_L^Z)^2 + (g_R^Z)^2$ this allows in principle also for deriving $(g_R^Z)^2$, albeit with a poor precision given that $(g_L^Z)^2 \gg (g_R^Z)^2$. Loop corrections in heavy flavour physics as e.g. in the processes $b \rightarrow s\gamma$, $B \rightarrow \mu^+\mu^-$ or $K \rightarrow \mu^+\mu^-$, respectively, may also lead to competitive determinations of δg_L^Z [45]. However, again g_R^Z can only be constrained rather poorly.

It follows that the ILC will allow for measurements superior to those that can be expected from existing experiments. This is particularly true for the determination of δg_R^Z .

5.2. Coupling measurements and form factors at different centre-of-mass energies

Given the fact that at the ILC in its current layout centre-of-mass energies of up to 1 TeV can be reached and that the alternative project for a linear collider, CLIC [46], may even reach higher energies, it is instructive to discuss the results presented in this paper with this possibility in mind. The selection and reconstruction of the decay topology of boosted t quarks is very different from that of t quarks with moderate velocity. Therefore, the study must be extrapolated to high centre-of-mass energy with some care. Still, the following observations can be made:

- Neglecting varying detector systematics and theory uncertainties with varying centre-of-mass energy, and assuming the linear collider luminosity vs. centre-of-mass energy curve, the sensitivity to the form factors considered in this paper is greatest at approximately $\sqrt{s} = 400 - 700$ GeV. At lower centre-of-mass energy, as e.g. studied in [47], the small velocity of the t quarks reduces the potential of the A_{FB}^t measurement compromising thus the measurement of the axial vector couplings to the Z^0 boson and by virtue of Eq. 3 the disentangling of left- and right-handed couplings. On the other hand running at centre-of-mass energies close to the $t\bar{t}$ threshold offers sensitivity to virtual Higgs exchange [48, 49, 50]. In case the Higgs has a CP odd component this may give rise to recognisable CP violating effects in the threshold region [51]. However, in the transition region between the $t\bar{t}$ threshold and the continuum region starting at around 380 GeV the current QCD uncertainties are at least 10%. This is due to uncertainties on higher QCD order corrections and on the correct matching procedure between the non-relativistic calculations at the $t\bar{t}$ threshold and the relativistic continuum calculations [52].
- If an effect is seen at $\sqrt{s} = 500$ GeV it will be crucial to know how it evolves with energy with a decent lever arm. If, for instance, the effect is due to mixing of the Z^0 boson with a new Z' boson it will remain unchanged. If, however, a Z' boson leads to a propagator term, the corresponding effect will grow like $s/M_{Z'}^2$. In the case of Randall-Sundrum Models both effects are present and therefore measurements at two energies are needed to extract $M_{Z'}$, see e.g. [35] for a deeper discussion.
- The impact of high-scale new physics on the observables can increase strongly with centre-of-mass energy. Operators corresponding to the top quark dipole moments and four-fermion contact interactions induce larger anomalous form factors at higher energy. For other anomalous couplings, however, the impact is nearly independent of the centre-of-mass energy as is the case for F_{1V}^Z and F_{1A}^Z .

A full simulation study at different centre-of-mass energies is left for a future publication.

6. Summary and outlook

This article presents a comprehensive analysis fully simulated events of $t\bar{t}$ quark production at the International Linear Collider using the semi-leptonic decay channel. Results are given for a centre-of-mass energy of $\sqrt{s} = 500$ GeV and an integrated luminosity of $\mathcal{L} = 500 \text{ fb}^{-1}$ shared equally between the beam polarisations $\mathcal{P}_{e^-}, \mathcal{P}_{e^+} = \pm 0.8, \mp 0.3$.

Semi-leptonic events, including those with τ leptons in the final state can be selected with an efficiency of about 55%. The cross section of the semi-leptonic channel of $t\bar{t}$ quark production can

therefore be measured to a statistical precision of about 0.5%. The second observable is the forward-backward asymmetry A_{FB}^t . It was shown that in particular for predominantly left-handed polarisation of the initial electron beam the $V - A$ structure leads to migrations, which distort the theoretical expected A_{FB}^t . These migrations can be remedied by tightening the selection criteria of the events or alternatively by measuring the charge of the b quark produced in the decay of the t quark. Taking into account this correction the forward-backward asymmetry can be determined to a statistical precision of better than 2% for both beam polarisations.

The observables together with the unique feature of the ILC to provide polarised beams allow for a largely unbiased disentangling of the individual couplings of the t quark to the Z^0 boson and the photon. These couplings can be measured with high precision at the ILC and, when referring to the results in [37, 38], considerably better than it will be possible at the LHC even with an integrated luminosity of $\mathcal{L} = 3000 \text{ fb}^{-1}$. The improving analyses of the LHC experiments will however be observed with great interest.

Beam polarisation is a critical asset for the high precision measurements of the electroweak t quark couplings. Experimental and theoretical effects manifest themselves differently for different beam polarisations. It seems to be that the configuration $\mathcal{P}_{e^-}, \mathcal{P}_{e^+} = +0.8, -0.3$ is more benign in both, experimental aspects due to the suppression of migrations in the polar angle spectrum of the final state t quark and theoretical aspects due to the somewhat simpler structure of higher order electroweak corrections. It is intuitively clear that the described facts would greatly support the discovery of effects due to new physics.

The precision as obtained in the present study for the ILC would allow for the verification of a great number of models for physics beyond the Standard Model. Examples for these models are extra dimensions and compositeness. The results obtained here constitute therefore a perfect basis for discussions with theoretical groups. Note at this point that running scenarios for the ILC have been proposed that would yield between 8 and 10 times more integrated luminosity [53] than it is assumed for the present study. Moreover it can be expected that the event reconstruction will be improved by e.g. the measurement of the b quark charge. It is therefore not statistics that will limit the final accuracy but most likely theory and experimental systematics.

Hence, the study of systematic errors, only partially addressed in this study, will become very important. Already from the achieved precision it is mandatory that systematics are controlled to the 1% level or better in particular for the measurement of the cross section. This issue is addressed in ongoing studies.

The study presented in [16] based on generated events suggests that by exploiting the polarisation of the final state t quarks a simultaneous extraction of all ten form factors, see Eq. 1, to a precision below the percent level is feasible. A detailed comparison between the advantages and drawbacks of the method applied there and the method presented in this paper is left for a future study.

Acknowledgements

This work was supported within the 'Quarks and Leptons' programme of the CNRS/IN2P3, France, and by the Spanish Grant Agreement "Detector developments and physics studies for future colliders, FPA2012-39055-C02-01". The results benefit from the enlightening discussions in the framework of the French-Japanese FJPPL/TYL 'virtual laboratory' on top physics, particularly through comments by Emi Kou, Keisuke Fujii and François LeDiberder. We would like to thank Fabian Bach and Maximilian Stahlhofen for the profound discussion on QCD uncertainties in the $t\bar{t}$ threshold region.

A. Covariance matrices

For completeness the underlying covariance matrices of the results presented in Sec. 5 are given in this appendix.

- The covariance matrix resulting from the system of linear equations built for the Form Factors $F_{1V}^\gamma, F_{1V}^Z, F_{1A}^Z$ reads:

$$\begin{bmatrix} \text{var}(F_{1V}^\gamma) & \text{cov}(F_{1V}^\gamma, F_{1V}^Z) & \text{cov}(F_{1V}^\gamma, F_{1A}^Z) \\ & \text{var}(F_{1V}^Z) & \text{cov}(F_{1V}^Z, F_{1A}^Z) \\ & & \text{var}(F_{1A}^Z) \end{bmatrix} = \begin{bmatrix} 0.260 & -0.043 & 0.506 \\ & 0.791 & 0.118 \\ & & 5.460 \end{bmatrix} \times 10^{-5}. \quad (11)$$

- The covariance matrix resulting from the system of linear equations built for the Form Factors F_{2V}^γ, F_{2V}^Z reads:

$$\begin{bmatrix} \text{var}(F_{2V}^\gamma) & \text{cov}(F_{2V}^\gamma, F_{2V}^Z) \\ & \text{var}(F_{2V}^Z) \end{bmatrix} = \begin{bmatrix} 0.160 & -0.046 \\ & 0.473 \end{bmatrix} \times 10^{-5}. \quad (12)$$

- The covariance matrix resulting from the system of linear equations built for the Couplings $g_L^\gamma, g_R^\gamma, g_L^Z, g_R^Z$ reads:

$$\begin{bmatrix} \text{var}(g_L^\gamma) & \text{cov}(g_L^\gamma, g_R^\gamma) & \text{cov}(g_L^\gamma, g_L^Z) & \text{cov}(g_L^\gamma, g_R^Z) \\ & \text{var}(g_R^\gamma) & \text{cov}(g_R^\gamma, g_L^Z) & \text{cov}(g_R^\gamma, g_R^Z) \\ & & \text{var}(g_L^Z) & \text{cov}(g_L^Z, g_R^Z) \\ & & & \text{var}(g_R^Z) \end{bmatrix} = \begin{bmatrix} 2.801 & -2.357 & -0.339 & -1.234 \\ & 2.949 & -0.780 & 2.247 \\ & & 5.988 & -4.691 \\ & & & 7.306 \end{bmatrix} \times 10^{-5}. \quad (13)$$

References

References

- [1] L. Randall and R. Sundrum, “A Large mass hierarchy from a small extra dimension” *Phys.Rev.Lett.* **83** (1999) 3370–3373, [arXiv:hep-ph/9905221](#) [[hep-ph](#)].
- [2] A. Pomarol and J. Serra, “Top Quark Compositeness: Feasibility and Implications” *Phys.Rev.* **D78** (2008) 074026, [arXiv:0806.3247](#) [[hep-ph](#)].
- [3] **Particle Data Group**, K. Olive *et al.*, “Review of Particle Physics” *Chin.Phys.* **C38** (2014) 090001.
- [4] T. Behnke *et al.*, “ILC TDR and DBD” *ILC-Report-2013-040*. <http://www.linearcollider.org/ILC/Publications/Technical-Design-Report>.
- [5] G. L. Kane, G. Ladinsky, and C. Yuan, “Using the Top Quark for Testing Standard Model Polarization and CP Predictions” *Phys.Rev.* **D45** (1992) 124–141.
- [6] L. Labun and J. Rafelski, “Top anomalous magnetic moment and the two photon decay of Higgs” [arXiv:1209.1046](#) [[hep-ph](#)].
- [7] M. Amjad, M. Boronat, T. Frisson, I. Garcia, R. Poschl, *et al.*, “A precise determination of top quark electro-weak couplings at the ILC operating at $\sqrt{s} = 500$ GeV” [arXiv:1307.8102](#) [[hep-ex](#)].
- [8] J. Rou  n  , “Calorim  tre   lectromagn  tique silicium-tungst  ne hautement granulaire - Production du quark top    l’International Linear Collider” *LAL 14-154* (2014) .
- [9] J. Fuster, I. Garc  a, P. Gomis, M. Perell  , E. Ros, and M. Vos, “Study of single top production at high energy electron positron colliders” *The European Physical Journal C* **75** (2015) no. 5, . <http://dx.doi.org/10.1140/epjc/s10052-015-3453-2>.
- [10] C. R. Schmidt, “Top quark production and decay at next-to-leading order in $e^+ e^-$ annihilation” *Phys.Rev.* **D54** (1996) 3250–3265, [arXiv:hep-ph/9504434](#) [[hep-ph](#)].

- [11] E. Boos, M. Dubinin, A. Pukhov, M. Sachwitz, and H. Schreiber, “Single top production in e^+e^- , e^-e^- , γe^- and $\gamma\gamma$ collisions” *Eur.Phys.J.* **C21** (2001) 81–91, [arXiv:hep-ph/0104279](#) [[hep-ph](#)].
- [12] Y. Kiyo, A. Maier, P. Maierhofer, and P. Marquard, “Reconstruction of heavy quark current correlators at $\mathcal{O}(\alpha_s^3)$ ” *Nucl.Phys.* **B823** (2009) 269–287, [arXiv:0907.2120](#) [[hep-ph](#)].
- [13] W. Bernreuther, R. Bonciani, T. Gehrmann, R. Heinesch, T. Leineweber, *et al.*, “Two-Parton Contribution to the Heavy-Quark Forward-Backward Asymmetry in NNLO QCD” *Nucl.Phys.* **B750** (2006) 83–107, [arXiv:hep-ph/0604031](#) [[hep-ph](#)].
- [14] J. Fleischer, A. Leike, T. Riemann, and A. Werthenbach, “Electroweak one loop corrections for e^+e^- annihilation into t anti-top including hard bremsstrahlung” *Eur.Phys.J.* **C31** (2003) 37–56, [arXiv:hep-ph/0302259](#) [[hep-ph](#)].
- [15] P. Kiem, J. Fujimoto, T. Ishikawa, T. Kaneko, K. Kato, *et al.*, “Full $\mathcal{O}(\alpha)$ electroweak radiative corrections to $e^+e^- \rightarrow t\bar{t}\gamma$ with GRACE-Loop” [arXiv:1211.1112](#) [[hep-ph](#)].
- [16] P. Kiem, E. Kou, Y. Kurihara, and F. L. Diberder, “Probing New Physics using top quark polarization in the $e^+e^- \rightarrow t\bar{t}$ process at future Linear Colliders” [arXiv:1503.04247](#) [[hep-ph](#)].
- [17] G. Moortgat-Pick, T. Abe, G. Alexander, B. Ananthanarayan, A. Babich, *et al.*, “The Role of polarized positrons and electrons in revealing fundamental interactions at the linear collider” *Phys.Rept.* **460** (2008) 131–243, [arXiv:hep-ph/0507011](#) [[hep-ph](#)].
- [18] W. Kilian, T. Ohl, and J. Reuter, “WHIZARD: Simulating Multi-Particle Processes at LHC and ILC” *Eur.Phys.J.* **C71** (2011) 1742, [arXiv:0708.4233](#) [[hep-ph](#)].
- [19] M. Moretti, T. Ohl, and J. Reuter, “O’Mega: An Optimizing matrix element generator” [arXiv:hep-ph/0102195](#) [[hep-ph](#)].
- [20] T. Sjostrand, S. Mrenna, and P. Z. Skands, “PYTHIA 6.4 Physics and Manual” *JHEP* **0605** (2006) 026, [arXiv:hep-ph/0603175](#) [[hep-ph](#)].
- [21] M. Boronat, I. Garcia, and M. Vos, “A new jet reconstruction algorithm for lepton colliders” [arXiv:1404.4294](#) [[hep-ex](#)].
- [22] M. S. Amjad, *Forward-Backward asymmetry in top pair production at the ILC*. Theses, Université Paris Sud - Paris XI, Feb., 2014. <https://tel.archives-ouvertes.fr/tel-00949818>.
- [23] J. Rou  n  , *A Highly Granular Silicon-Tungsten Electromagnetic Calorimeter and Top Quark Production at the International Linear Collider*. Theses, Université Paris Sud - Paris XI, June, 2014. <https://tel.archives-ouvertes.fr/tel-01062136>.
- [24] C. Rimbault, P. Bambade, K. Monig, and D. Schulte, “Impact of beam-beam effects on precision luminosity measurements at the ILC” *JINST* **2** (2007) P09001.
- [25] A. Rosca, “Measurement of the beam polarisation at the ILC using the WW annihilation data” *LC-REP-2013-009*. <http://www-flc.desy.de/lcnotes/notes/LC-REP-2013-009.pdf>.
- [26] K. Seidel, F. Simon, M. Tesar, and S. Poss, “Top quark mass measurements at and above threshold at CLIC” *arXiv:1303.3758* [[hep-ex](#)] (2013), [arXiv:1303.3758](#) [[hep-ex](#)].
- [27] “Eigen homepage”. http://eigen.tuxfamily.org/index.php?title=Main_Page.
- [28] C. Grojean, O. Matsedonskyi, and G. Panico, “Light top partners and precision physics” [arXiv:1306.4655](#) [[hep-ph](#)].
- [29] G. Panico, A. Wulzer, private communication, Possible deviations of couplings in framework described in [28].
- [30] C. Berger, M. Perelstein, and F. Petriello, “Top quark properties in little Higgs models” [arXiv:hep-ph/0512053](#) [[hep-ph](#)].
- [31] M. S. Carena, E. Ponton, J. Santiago, and C. E. Wagner, “Light Kaluza Klein States in Randall-Sundrum Models with Custodial $SU(2)$ ” *Nucl.Phys.* **B759** (2006) 202–227, [arXiv:hep-ph/0607106](#) [[hep-ph](#)].
- [32] Y. Cui, T. Gherghetta, and J. Stokes, “Fermion Masses in Emergent Electroweak Symmetry Breaking” *JHEP* **1012** (2010) 075, [arXiv:1006.3322](#) [[hep-ph](#)].
- [33] D. Barducci, S. De Curtis, S. Moretti, and G. M. Pruna, “Top pair production at a future e^+e^- machine in a composite Higgs scenario” [arXiv:1504.05407](#) [[hep-ph](#)].

- [34] A. Djouadi, G. Moreau, and F. Richard, “Resolving the A(FB)**b puzzle in an extra dimensional model with an extended gauge structure” *Nucl.Phys.* **B773** (2007) 43–64, [arXiv:hep-ph/0610173 \[hep-ph\]](#).
- [35] F. Richard, “Present and future constraints on top EW couplings” [arXiv:1403.2893 \[hep-ph\]](#).
- [36] Y. Hosotani and M. Mabe, “Higgs boson mass and electroweak-gravity hierarchy from dynamical gauge-Higgs unification in the warped spacetime” *Phys.Lett.* **B615** (2005) 257–265, [arXiv:hep-ph/0503020 \[hep-ph\]](#).
- [37] U. Baur, A. Juste, L. Orr, and D. Rainwater, “Probing electroweak top quark couplings at hadron colliders” *Phys.Rev.* **D71** (2005) 054013, [arXiv:hep-ph/0412021 \[hep-ph\]](#).
- [38] U. Baur, A. Juste, D. Rainwater, and L. Orr, “Improved measurement of ttZ couplings at the CERN LHC” *Phys.Rev.* **D73** (2006) 034016, [arXiv:hep-ph/0512262 \[hep-ph\]](#).
- [39] R. Röntsch and M. Schulze, “Probing top-Z dipole moments at the LHC and ILC” [arXiv:1501.05939 \[hep-ph\]](#).
- [40] **CMS Collaboration**, S. Chatrchyan *et al.*, “Measurement of associated production of vector bosons and top quark-antiquark pairs at $\sqrt{s} = 7$ TeV” *Phys.Rev.Lett.* **110** (2013) 172002, [arXiv:1303.3239 \[hep-ex\]](#).
- [41] **CMS**, V. Khachatryan *et al.*, “Measurement of top quark-antiquark pair production in association with a W or Z boson in pp collisions at $\sqrt{s} = 8$ TeV” *Eur.Phys.J.* **C74** (2014) no. 9, 3060, [arXiv:1406.7830 \[hep-ex\]](#).
- [42] **The ATLAS Collaboration**, “Evidence for the associated production of a vector boson (W, Z) and top quark pair in the dilepton and trilepton channels in pp collision data at $\sqrt{s} = 8$ TeV collected by the ATLAS detector at the LHC”.
- [43] **CMS Collaboration**, “Observation of a Z and measurement of a W boson produced in association with a top quark pair in events with multiple leptons at CMS”.
<https://twiki.cern.ch/twiki/bin/view/CMSPublic/PhysicsResultsTOP14021>.
- [44] **CMS**, V. Khachatryan *et al.*, “Measurement of the t-channel single-top-quark production cross section and of the $|V_{tb}|$ CKM matrix element in pp collisions at $\sqrt{s} = 8$ TeV” *JHEP* **1406** (2014) 090, [arXiv:1403.7366 \[hep-ex\]](#).
- [45] J. Brod, A. Greljo, E. Stamou, and P. Uttayarat, “Probing anomalous $t\bar{t}Z$ interactions with rare meson decays” *JHEP* **1502** (2015) 141, [arXiv:1408.0792 \[hep-ph\]](#).
- [46] P. Lebrun, L. Linssen, A. Lucaci-Timoce, D. Schulte, F. Simon, *et al.*, “The CLIC Programme: Towards a Staged e+e- Linear Collider Exploring the Terascale : CLIC Conceptual Design Report” [arXiv:1209.2543 \[physics.ins-det\]](#).
- [47] P. Janot, “Top-quark electroweak couplings at the FCC-ee” *JHEP* **04** (2015) 182, [arXiv:1503.01325 \[hep-ph\]](#).
- [48] R. Harlander, M. Jezabek, and J. H. Kuhn, “Higgs effects in top quark pair production” *Acta Phys.Polon.* **B27** (1996) 1781–1788, [arXiv:hep-ph/9506292 \[hep-ph\]](#).
- [49] D. Atwood, S. Bar-Shalom, G. Eilam, and A. Soni, “CP violation in top physics” *Phys.Rept.* **347** (2001) 1–222, [arXiv:hep-ph/0006032 \[hep-ph\]](#).
- [50] T. Horiguchi, A. Ishikawa, T. Suehara, K. Fujii, Y. Sumino, *et al.*, “Study of top quark pair production near threshold at the ILC” [arXiv:1310.0563 \[hep-ex\]](#).
- [51] W. Bernreuther, A. Brandenburg, and P. Overmann, “CP nonconservation in top quark production by (un)polarized e+ e- and gamma gamma collisions” [arXiv:hep-ph/9602273 \[hep-ph\]](#).
- [52] F. Bach and M. Stahlhofen, “Private communication”.
- [53] T. Barklow, J. Brau, K. Fujii, J. Gao, J. List, N. Walker, and K. Yokoya, “ILC Operating Scenarios” [arXiv:1506.07830 \[hep-ex\]](#).