

On the well-posedness of a mathematical model for Lithium-ion batteries*

Angel Manuel Ramos

Instituto de Matemática Interdisciplinar
Departamento de Matemática Aplicada
Facultad de Ciencias Matemáticas
Universidad Complutense de Madrid
Plaza de Ciencias 3,
Madrid, 28040, Spain
angel@mat.ucm.es

May 29th, 2015[†]

Abstract

In this article we discuss the well-posedness of a mathematical model that is used in the literature for the simulation of Lithium-ion (Li-ion) batteries. First, a mathematical model based on a macro-homogeneous approach is presented, following previous works. Then it is showed, from a physical and a mathematical point of view, that a boundary condition widely used in the literature is not correct. Although these errors could be just sign typos (that can be explained as carelessness over d/dx versus d/dn , with n the outward unit vector) and authors using this model probably use the correct boundary condition when they solve it in order to do simulations, readers should be aware of the right choice. Therefore, the deduction of the correct boundary condition and a mathematical study of the well-posedness of the corresponding problem is carried out here.

Keywords: Lithium-ion batteries; mathematical model; partial differential equations, boundary conditions; uniqueness of solution; existence of solution

1 Introduction

Lithium-ion (Li-ion) batteries have become very popular in the last years as a source of energy in multiple portable electronic devices. A mathematical model

* Accepted for publication in *Applied Mathematical Modelling*

[†]A previous version of this work can be seen here:
<http://www.mat.ucm.es/deptos/ma/prepublicaciones/2013/2013-08p.pdf>

showing the key factors of the battery operation can be very helpful for the design and optimization of new models and also for the real time control of its performance.

Based on a macro-homogeneous approach developed by Newman (see [8]) several mathematical models have been developed for these purposes (see [2, 4, 5, 3, 11, 12, 10, 1, 6, 7]) which include the main physics present in charge/discharge processes. A fully mathematical model is presented in Sec. 2, including a system of boundary value problems for the conservation of Lithium and conservation of charge in the solid and electrolyte phases, together with an initial value problem for the conservation of energy. In the literature (see [1], [6], [9], [10], [11], [12]) one can find numerical computations of the model (or simplifications of it), with parameters corresponding to actual devices, that help to highlight the structure of this highly coupled model and show the relevance to the applications.

Over the last years, several authors have written articles in different journals including a boundary condition that is not correct (see Remark 5). Although the authors probably use the correct boundary condition when solving the model in order to do simulations, the reader should be aware of the right choice. In this article it is shown why that condition is not only physically incorrect (see Sec. 3) but also mathematically incorrect, since it is proved (see Sec. 4, Remark 7) that the corresponding system of boundary value problems modelling the conservation of charge does not have any solution (therefore the system is not well-posed). Some results regarding the uniqueness and existence of solution (with the correct boundary condition) for a simplified version of the model are shown in Sec. 4.

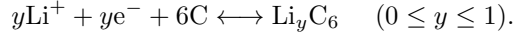
2 Mathematical model

2.1 Generalities

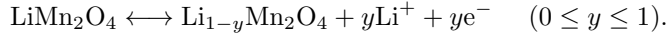
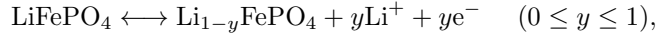
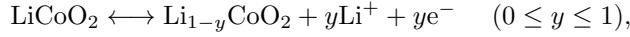
A typical Li-ion battery cell has three regions: A porous negative electrode, a porous positive electrode and an electron-blocking separator. Furthermore, the cell contains an electrolyte, which is a concentrated solution containing charge species that can move all along the cell in response to an electrochemical potential gradient.

The negative electrode is an intercalated lithium compound usually made from Carbon (typically graphite), with Li_yC_6 active material. Here $y \in [0, 1]$ is the stoichiometry value of the material, which changes during charge and discharge. For instance, during discharge, lithium ions inside of solid Li_yC_6 particles diffuse to the surface where they react and transfer from the solid phase into the electrolyte phase (see [11, 12]). During charge they follow the opposite way. Theoretically, in a fully charged Li-ion battery this compound is LiC_6 (lithiated graphite; Li saturation; $y = 1$), in a semi charged/discharged battery it is Li_yC_6 , with $y \in (0, 1)$ and in a fully discharged battery it is just carbon (Li depletion; $y = 0$). In practical operating cases y never attains the extreme values $y = 0$ or $y = 1$. The corresponding negative reaction equation

is the following:



The positive electrode is usually a metal oxide or a blend of multiple metal oxides (see [1]) such as lithium cobalt oxide ($\text{Li}_{1-y}\text{CoO}_2$), lithium iron phosphate ($\text{Li}_{1-y}\text{FePO}_4$), or lithium manganese oxide ($\text{Li}_{1-y}\text{Mn}_2\text{O}_4$), with $y \in [0, 1]$. For instance, during discharge the positively charged ions travel via diffusion and migration through the electrolyte solution to the positive electrode where they react and insert into solid metal oxide particles (see, e.g., [11, 12]). During charge they follow the opposite way. Theoretically, in a fully charged Li-ion battery $y = 1$ (Li depletion), in a semi charged/discharged battery $y \in (0, 1)$ and in a fully discharged battery $y = 0$ (Li saturation). Again, in practical operating cases y never attains the extreme values $y = 0$ or $y = 1$. The corresponding positive reaction equation for the examples showed above are the following:



Therefore, considering both, negative and positive reaction, the corresponding total reaction equations are the following:



A 1D electrochemical model is considered for the evolution of the Li concentration $c_e(x, t)$ (mol / m³) and the electric potential $\phi_e(x, t)$ (V) in the electrolyte and the electric potential $\phi_s(x, t)$ (V) in the solid electrodes, along the x -direction, with $x \in (0, L)$ and $L = L_1 + \delta + L_2$ being the cell width (m). We assume that $(0, L_1)$ corresponds to the negative electrode, $(L_1, L_1 + \delta)$ corresponds to the separator and $(L_1 + \delta, L)$ corresponds to the positive electrode. This is coupled with a 1D microscopic solid diffusion model for the evolution of the Li concentration $c_s(x; r, t)$ in a generic solid spherical electrode particle (situated at point $x \in (0, L_1) \cup (L_1 + \delta, L)$) along the radial r -direction, with $r \in [0, R_s]$ and R_s (m) the average radius of a generic solid active material particle. This 1D approximation is valid since the characteristic length scale of a typical Li-ion cell along the x -axis is on the order of 100 μm , whereas the characteristic length scale for the remaining two axes is on the order of 100,000 μm or more (see [1]). R_s can be different at each electrode and therefore we consider

$$R_s = R_s(x) = \begin{cases} R_{s,-} & \text{if } x \in (0, L_1), \\ R_{s,+} & \text{if } x \in (L_1 + \delta, L). \end{cases}$$

The percentage of available local energy at time t (s) and radius r of a generic negative electrode particle situated at point $x \in (0, L_1)$ in the cell x -direction is the the same as its stoichiometry value $y = y(x, r, t)$, which can be computed as

$$y(x, r, t) = \frac{c_s(x; r, t)}{c_{s,-,\max}},$$

where $c_{s,-,\max}$ (mol m⁻³) is the maximum possible concentration in the solid negative electrode and $c_s(x; r, t)$ (mol m⁻³) is the the Li concentration at time t , radius r and point x . Therefore, the bulk state of charge (SOC) for the negative electrode (it can be also done for the positive electrode but both are related and, therefore, it suffices to use only one of them) is

$$\text{SOC}(t) = \frac{3}{L_1(R_s)^3} \int_0^{L_1} \int_0^{R_{s,-}} r^2 \frac{c_s(x; r, t)}{c_{s,-,\max}} dr dx. \quad (1)$$

We point out that SOC is an nondimensional quantity that can be used as an indicator of the available energy in the cell. Measuring $c_s(x; r, t)$ is not easy, but we can use the mathematical model below (see, e.g., [1, 2, 11, 12]) to compute it. From a theoretical point of view SOC could be a value between 0 and 1 but, as mentioned above, in practical operating cases it never attains the extreme values 0 or 1. Therefore intermediate values $y_{0\%}$, $z_{0\%}$, $y_{100\%}$, $z_{100\%}$ are used for each electrode to refer to 0 % or 100 % SOC.

2.2 A full mathematical model

Based on the models appearing in the literature (see [2, 4, 5, 3, 11, 12, 10, 1, 6, 7]) and assuming constant diffusion and activity electrolyte coefficients, a full mathematical model for the performance of a battery, also including heat transfer dynamics, is given by system of equations (2)–(6):

$$\begin{cases} \varepsilon_e \frac{\partial c_e}{\partial t} - D_e \frac{\partial}{\partial x} \left(\varepsilon_e^p \frac{\partial c_e}{\partial x} \right) = \frac{1 - t_+^0}{F} j^{\text{Li}}, & \text{in } (0, L) \times (0, t_{\text{end}}), \\ \frac{\partial c_e}{\partial x}(0, t) = \frac{\partial c_e}{\partial x}(L, t) = 0, & t \in (0, t_{\text{end}}), \\ c_e(x, 0) = c_{e,0}(x), & x \in (0, L), \end{cases} \quad (2)$$

$$\begin{cases} \text{For each } x \in (0, L_1) \cup (L_1 + \delta, L) : \\ \frac{\partial c_s}{\partial t} - \frac{D_s}{r^2} \frac{\partial}{\partial r} \left(r^2 \frac{\partial c_s}{\partial r} \right) = 0, & \text{in } (0, R_s) \times (0, t_{\text{end}}), \\ \frac{\partial c_s}{\partial r}(x; 0, t) = 0, \quad -D_s \frac{\partial c_s}{\partial r}(x; R_s, t) = \frac{R_s(x)}{3\varepsilon_s(x)F} j^{\text{Li}}, & t \in (0, t_{\text{end}}), \\ c_s(x; r, 0) = c_{s,0}(x; r), \end{cases} \quad (3)$$

$$\left\{ \begin{array}{l} \text{For each } t \in (0, t_{\text{end}}) : \\ -\frac{\partial}{\partial x} \left(\varepsilon_e^p \kappa \frac{\partial \phi_e}{\partial x} \right) + (1 - 2t_+^0) \frac{RT}{F} \frac{\partial}{\partial x} \left(\varepsilon_e^p \kappa \frac{\partial}{\partial x} \ln(c_e) \right) = j^{\text{Li}} \text{ in } (0, L), \\ \frac{\partial \phi_e}{\partial x}(0, t) = \frac{\partial \phi_e}{\partial x}(L, t) = 0, \end{array} \right. \quad (4)$$

$$\left\{ \begin{array}{l} \text{For each } t \in (0, t_{\text{end}}) : \\ -\varepsilon_s \sigma \frac{\partial^2 \phi_s}{\partial x^2} = -j^{\text{Li}} \text{ in } (0, L_1) \cup (L_1 + \delta, L), \\ \varepsilon_s(0) \sigma(0) \frac{\partial \phi_s}{\partial x}(0, t) = \varepsilon_s(L) \sigma(L) \frac{\partial \phi_s}{\partial x}(L, t) = -\frac{I(t)}{A}, \\ \frac{\partial \phi_s}{\partial x}(L_1, t) = \frac{\partial \phi_s}{\partial x}(L_1 + \delta, t) = 0, \end{array} \right. \quad (5)$$

$$\left\{ \begin{array}{l} MC_p \frac{dT}{dt} = -hA_s(T - T_{\text{amb}}) + q_r + q_j + q_c + q_e, \quad t \in (0, t_{\text{end}}), \\ T(0) = T_0, \end{array} \right. \quad (6)$$

In the above system of equations $c_e = c_e(x, t)$ (mol / m³) at time t (s), $c_s = c_s(x; r, t)$ (mol / m³), $\phi_e = \phi_e(x, t)$ (V), $\phi_s = \phi_s(x, t)$ (V), $T = T(t)$ is the temperature of the cell (K), $I = I(t)$ is the applied current (A),

$$\varepsilon_e = \varepsilon_e(x) = \begin{cases} \varepsilon_{e,-} & \text{if } x \in (0, L_1), \\ \varepsilon_{e,\text{sep}} & \text{if } x \in (L_1, L_1 + \delta), \\ \varepsilon_{e,+} & \text{if } x \in (L_1 + \delta, L) \end{cases}$$

is the volume fraction of the electrolyte, p is the Bruggeman porosity exponent (nondimensional constant), D_e is the electrolyte diffusion coefficient (m² s⁻¹), t_+^0 (dimensionless and assumed here to be constant) is the transference number of Li⁺,

$$D_s = D_s(x) = \begin{cases} D_{s,-} & \text{if } x \in (0, L_1), \\ D_{s,+} & \text{if } x \in (L_1 + \delta, L) \end{cases}$$

is the solid phase Li diffusion coefficient (m² s⁻¹),

$$\varepsilon_s = \varepsilon_s(x) = \begin{cases} \varepsilon_{s,-} & \text{if } x \in (0, L_1), \\ \varepsilon_{s,+} & \text{if } x \in (L_1 + \delta, L) \end{cases}$$

is the volume fraction of the active materials in the electrodes, $\kappa = \kappa(c_e(x, t), T(t))$ is the electrolyte phase ionic conductivity (S m⁻¹), A (m²) is the cross-sectional area (also the electrode plate area),

$$\sigma_s = \sigma_s(x) = \begin{cases} \sigma_{s,-} & \text{if } x \in (0, L_1), \\ \sigma_{s,+} & \text{if } x \in (L_1 + \delta, L) \end{cases}$$

is the electrical conductivity of solid active materials in an electrode (S m^{-1}) and

$$j^{\text{Li}} = j^{\text{Li}}(x, \phi_s(x, t), \phi_e(x, t), c_s(x; R_s(x), t), c_e(x, t), T(t))$$

is the reaction current resulting in production or consumption of Li (A m^{-3}) at point x and time t . For j^{Li} the Butler-Volmer equation is usually used (see, e.g., [2, 5, 11, 12, 10, 1, 7]):

$$j^{\text{Li}}(x, \phi_s, \phi_e, c_s, c_e, T) = \begin{cases} \frac{3\varepsilon_s(x)}{R_s(x)} i_0 \left[\exp\left(\frac{\alpha_a F}{R T} \eta\right) - \exp\left(\frac{-\alpha_c F}{R T} \eta\right) \right] & \text{if } x \in (0, L_1) \cup (L_1 + \delta, L), \\ 0 & \text{if } x \in (L_1, L_1 + \delta) \end{cases} \quad (7)$$

(here, for the sake of simplicity, we have considered the solid/electrolyte interfacial film resistance to be zero and therefore is not included in the above equation), where $a_s(x) = \frac{3\varepsilon_s(x)}{R_s(x)}$ is the specific interfacial area of electrodes (m^{-1}), $i_0 = i_0(x, c_s, c_e)$,

$$i_0(x, c_s, c_e) = \begin{cases} k_-(c_e)^{\alpha_a} (c_{s,-,\max} - c_s)^{\alpha_a} (c_s)^{\alpha_c} & \text{if } x \in (0, L_1), \\ k_+(c_e)^{\alpha_a} (c_{s,+,\max} - c_s)^{\alpha_a} (c_s)^{\alpha_c} & \text{if } x \in (L_1 + \delta, L) \end{cases} \quad (8)$$

is the exchange current density of an electrode reaction (A m^{-2}), k_-, k_+ are kinetic rate constants ($\text{A m}^{-2+6\alpha_a+3\alpha_c} \text{mol}^{-2\alpha_a-\alpha_c}$), α_a, α_c (dimensionless constants) are anodic and cathodic transfer coefficients for an electrode reaction,

$$\eta = \eta(x, \phi_s(x, t), \phi_e(x, t), c_s(x; R_s(x), t), T(t)),$$

$$\eta(x, \phi_s, \phi_e, c_s, T) = \begin{cases} \phi_s - \phi_e - U(x, c_s, T), & \text{if } x \in (0, L_1) \cup (L_1 + \delta, L), \\ 0 & \text{if } x \in (L_1, L_1 + \delta) \end{cases}$$

is the surface overpotential (V) of an electrode reaction and $U(x, c_s, T)$ is the equilibrium potential (V) at the solid/electrolyte interface (i.e. the open circuit voltage - OCV). A way of expressing U is (see [6]):

$$U(x, c, T) = \begin{cases} U_- \left(\frac{c}{c_{s,-,\max}} \right) + \frac{\partial U_-}{\partial T} \left(\frac{c}{c_{s,-,\max}} \right) (T - T_{\text{ref}}) & \text{if } x \in (0, L_1), \\ U_+ \left(\frac{c}{c_{s,+,\max}} \right) + \frac{\partial U_+}{\partial T} \left(\frac{c}{c_{s,+,\max}} \right) (T - T_{\text{ref}}) & \text{if } x \in (L_1 + \delta, L), \end{cases}$$

where $U_-, U_+, \frac{\partial U_-}{\partial T}, \frac{\partial U_+}{\partial T}$ are functions typically obtained from fitting experimental data and $c_{s,+,\max}$ (mol m^{-3}) is the maximum possible concentration in the solid positive electrode.

Remark 1 For low overpotential cases Butler-Volmer equation (7) can be simplified to the following linearized version (see [10]):

$$j^{\text{Li}}(x, \phi_s, \phi_e, c_s, c_e, T) = \begin{cases} \frac{3\varepsilon_s(x)}{R_s(x)} i_0 \frac{(\alpha_a + \alpha_c)F}{RT} \eta, & \text{if } x \in (0, L_1) \cup (L_1 + \delta, L), \\ 0, & \text{if } x \in (L_1, L_1 + \delta). \end{cases}$$

Regarding heat transfer Eq. (6), M (kg) is the mass of the battery, C_p ($\text{J kg}^{-1} \text{K}^{-1}$) is the specific heat capacity, h ($\text{W m}^{-2} \text{K}^{-1}$) is the heat transfer coefficient for convection, A_s (m^2) is the cell surface area exposed to the convective cooling medium (typically air), T_{amb} is the (ambient) temperature of the cooling medium,

$$q_r = q_r(t) = A \int_0^L j^{\text{Li}} \eta dx$$

is the total reaction heat, $q_j = q_j(t)$,

$$\begin{aligned} q_j(t) = & A\varepsilon_{s,-}\sigma_- \int_0^{L_1} \left(\frac{\partial \phi_s}{\partial x} \right)^2 dx + A\varepsilon_{s,+}\sigma_+ \int_{L_1+\delta}^L \left(\frac{\partial \phi_s}{\partial x} \right)^2 dx \\ & + A \int_0^L \left[\varepsilon_e^p \kappa \left(\frac{\partial \phi_e}{\partial x} \right)^2 + (2t_+^0 - 1) \frac{RT}{F} \varepsilon_e^p \kappa \left(\frac{\partial \ln c_e}{\partial x} \right) \left(\frac{\partial \phi_e}{\partial x} \right) \right] dx \end{aligned}$$

is the ohmic heat due to the current carried in each phase and the limited conductivity of that phase,

$$q_c = q_c(t) = I(t)^2 \frac{R_f}{A}$$

is the ohmic heat generated in the cell due to contact resistance between current collectors and electrodes, R_f ($\Omega \text{ m}^2$) is the film resistance of the electrodes and

$$\begin{aligned} q_e = q_e(t) = & TA \left[\int_0^{L_1} j^{\text{Li}} \frac{\partial U_-}{\partial T} \left(\frac{c_s(x; R_{s,-}, t)}{c_{s,-,\text{max}}} \right) dx \right. \\ & \left. + \int_{L_1+\delta}^L j^{\text{Li}} \frac{\partial U_+}{\partial T} \left(\frac{c_s(x; R_{s,+}, t)}{c_{s,+,\text{max}}} \right) dx \right] \end{aligned}$$

is the reversible heat caused by the reaction entropy change (see [13] and [6] for a simpler formulation of $q_e(t)$).

Heat sources q_r , q_j and q_c are always positive and, as explained in [11], the second term inside the last integral of q_j is generally negative. On the other hand, q_e can be either positive or negative.

Remark 2 The second term on the left hand side of system (4) is often written in the literature using $(1 - t_+^0)$ (see Refs. [2] and [4]) or $2(1 - t_+^0)$ (see Refs. [5,

11, 12, 10, 1, 7]), instead of $(1 - 2t_+^0)$, which is the correct term (see pag. 250 of Ref. [8]). We remind that we are assuming here that t_+^0 is constant and it is given (see [8]) by

$$t_+^0 = \frac{D_{0,+}}{D_{0,-} + D_{0,+}},$$

with $D_{0,-}, D_{0,+}$ transport coefficients related to the diffusion of Li^+ cations and the corresponding anions, respectively.

Remark 3 Many authors (see, e.g., [11] and [6]) use some physiochemical parameters involved in the model depending on T and use the Arrhenius equation to express such a dependency, which needs the corresponding activation energies. The dependency of some parameters on T can sometimes be estimated. For instance in Ref. [7] the authors give formulae for $\kappa(c_e, T)$, $D_e(c, T)$ and $t_+^0(c, T)$.

Remark 4 This system of equations does not have uniqueness of solution (if $\phi_s(x, t)$ and $\phi_e(x, t)$ are solutions then $\phi_s(x, t) + c(t)$ and $\phi_e(x, t) + c(t)$ are also solutions, for any function $c(t)$). A way of avoiding that is to set a reference value of $\phi_s(x, t)$ or $\phi_e(x, t)$ at some point x . For instance we can impose $\phi_s(0, t) = 0$ for any $t \in [0, t_{\text{end}}]$ (see Remark 12). Some results regarding the existence and uniqueness of solution are showed in Sec. 4.

After solving the above model, we can get $SOC(t)$ by using (1) and the cell voltage $V(t)$ (A), at time t , given by

$$V(t) = \phi_s(L, t) - \phi_s(0, t) - \frac{R_{\text{t}}}{A} I(t). \quad (9)$$

The battery pack voltage is calculated by multiplying the single cell voltage of Eq. (9) by the number of serially connected cells in the battery.

3 Correct boundary conditions in (5)

Remark 5 In [11, 12, 10, 7], authors use the following boundary conditions at $x = 0$ and $x = L$, instead of those presented in (5):

$$-\varepsilon_{s,-}\sigma_- \frac{\partial \phi_s}{\partial x}(0, t) = \varepsilon_{s,+}\sigma_+ \frac{\partial \phi_s}{\partial x}(L, t) = \frac{I(t)}{A}. \quad (10)$$

In [5] authors use the following boundary conditions at $x = 0$ and $x = L$:

$$-\varepsilon_{s,-}\sigma_- \frac{\partial \phi_s}{\partial x}(0, t) = \varepsilon_{s,+}\sigma_+ \frac{\partial \phi_s}{\partial x}(L, t) = -\frac{I(t)}{A}. \quad (11)$$

In Sec. 3.1 it is proved that both conditions are not correct from a physical point of view, because the resulting system of equations does not model a battery performance. Then, in Sec. 4.1 it is proved that they are also mathematically incorrect, because, in fact, the corresponding system of boundary value problems modelling the conservation of charge does not have any solution (therefore the system is not well-posed) unless $I(t) \equiv 0$ (see Remark 7).

3.1 Deduction of system (5)

Given an external current $I(t)$ (A) applied to the battery ($I(t) > 0$ when the battery is discharging), according to Kirchoff's law $I = I_s + I_e$, where I_s, I_e are the current (A) in the solid electrode and in the electrolyte, respectively. Now, by Ohm's law,

$$I_s(x, t) = -A\sigma(x)\frac{\partial\phi_s}{\partial x}(x, t) = I(t) - I_e(x, t). \quad (12)$$

Then, for each $t \in (0, t_{\text{end}})$, taking into account the porosity nature of the solid electrodes (only a fraction of its volume contribute to its conductivity) and using that

$$\frac{\partial I_e}{\partial x}(x, t) = Aj^{\text{Li}}, \quad (13)$$

the following equation for the conservation of charge in the electrode solid phase is obtained:

$$-\varepsilon_s\sigma\frac{\partial^2\phi_s}{\partial x^2} = -j^{\text{Li}}, \quad \text{in } (0, L_1) \cup (L_1 + \delta, L).$$

We point out that $I_s(x, t) = 0$ (and therefore $I_e(x, t) = I(t)$) for all $x \in (L_1, L_1 + \delta)$ and $I_e(0, t) = I_e(L, t) = 0$. This provides, using (12), the following boundary conditions:

$$\begin{aligned} \varepsilon_s(0)\sigma(0)\frac{\partial\phi_s}{\partial x}(0, t) &= \varepsilon_s(L)\sigma(L)\frac{\partial\phi_s}{\partial x}(L, t) = -\frac{I(t)}{A}, \\ \frac{\partial\phi_s}{\partial x}(L_1, t) &= \frac{\partial\phi_s}{\partial x}(L_1 + \delta, t) = 0, \end{aligned}$$

which completes the deduction of system (5). Therefore, if for instance the battery is discharging, $j^{\text{Li}} > 0$ (respectively, $j^{\text{Li}} < 0$) if $x \in (0, L_1)$ (respectively, if $x \in (L_1 + \delta, L)$) and the graph of $\phi_s(\cdot, t)$ for some time $t \in (0, t_{\text{end}})$ could be qualitatively (not necessarily quantitatively) similar to that showed in Figure 1.

3.2 Deduction of system (4)

Neglecting deviations of the electrolyte solution from ideal behavior

$$I_e(x, t) = -A\kappa\frac{\partial\phi_e}{\partial x}(x, t) + A(1 - 2t_+^0)\frac{RT}{F}\kappa\frac{\partial}{\partial x}\ln(c_e(x, t))$$

(see [8]). The first term on the right hand side is due to Ohm's law (as in (12)) and the second term accounts for concentration variations.

Then, for each $t \in (0, t_{\text{end}})$, taking into account the porosity nature of the solid electrodes and using again (13), the following equation for the conservation of charge in the electrode solid phase is obtained:

$$-\frac{\partial}{\partial x}\left(\varepsilon_e^p\kappa\frac{\partial\phi_e}{\partial x}\right) + (1 - 2t_+^0)\frac{RT}{F}\frac{\partial}{\partial x}\left(\varepsilon_e^p\kappa\frac{\partial}{\partial x}\ln(c_e)\right) = j^{\text{Li}}, \quad \text{in } (0, L),$$

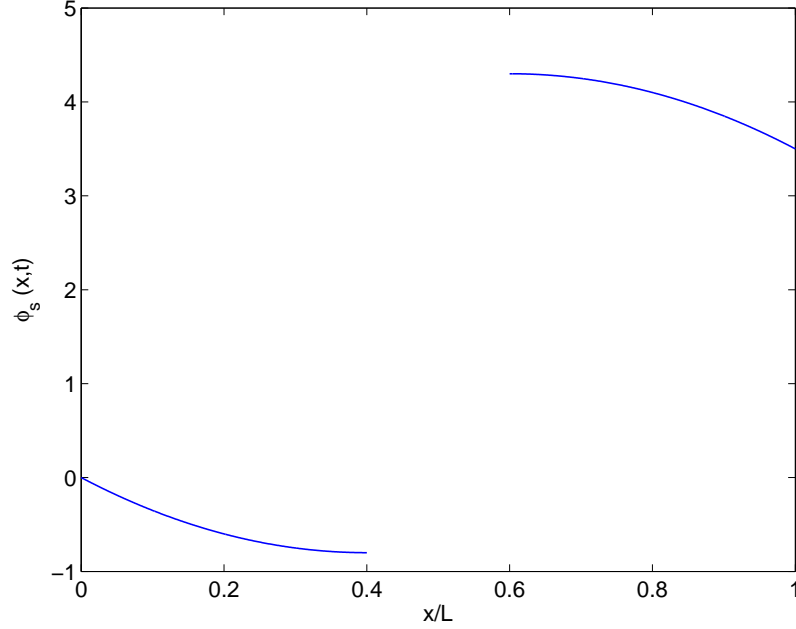


Figure 1: Typical Graph of $\phi_s(\cdot, t)$ for some time $t \in (t, t_{\text{end}})$.

together with boundary conditions $I_e(0, t) = I_e(L, t) = 0$. i.e.,

$$-\kappa(c_e(0, t)) \frac{\partial \phi_e}{\partial x}(0, t) + (1 - 2t_+^0) \frac{2T}{F} \kappa(c_e(0, t)) \frac{\partial}{\partial x} \ln(c_e(0, t)) = 0,$$

$$-\kappa(c_e(L, t)) \frac{\partial \phi_e}{\partial x}(L, t) + (1 - 2t_+^0) \frac{2T}{F} \kappa(c_e(L, t)) \frac{\partial}{\partial x} \ln(c_e(L, t)) = 0,$$

which, taking into account the boundary conditions in (2), are equivalent to

$$\frac{\partial \phi_e}{\partial x}(0, t) = \frac{\partial \phi_e}{\partial x}(L, t) = 0.$$

4 About existence and uniqueness of solution of system (4)–(5)

Let us study some properties regarding the existence and uniqueness of solution of (4)–(5). We will only focus here on the equations involving conservation of charge.

Even if coupling with the concentrations of Lithium is not included in the analytic work, the system under studied is interesting and not trivial at all. It is interesting because suitable numerical schemes of the full model will probably

need to solve this kind of systems at each time step of a time discretized version of the full model. It is non trivial because it is a system of three boundary value problems, defined and coupled over 3 different domains. Moreover, as we will see below, the system does not have uniqueness of solution except if the parameters involved in the system satisfy a compatibility condition (which is satisfied when the parameters come from the full model) and we add an extra boundary condition (which is equivalent to set a reference potential value and, therefore, consistent with the physics of the problem). The existence result showed in Section 4.3 is not standard, since it requires the use of Functional Analysis techniques.

4.1 Preliminaries

Let us suppose $(c_e, c_s, \phi_e, \phi_s, T)$ is a solution of the full model. Given $t \in (0, t_{\text{end}})$ let us denote $u(x) = \phi_e(x, t)$ and $v(x) = \phi_s(x, t)$. Then, if

$$E(x, w) = \exp\left(\frac{\alpha_a F}{RT}(w - f(x))\right) - \exp\left(\frac{-\alpha_c F}{RT}(w - f(x))\right),$$

u and v must satisfy the following system of equations equivalent to (4)–(5):

$$\left\{ \begin{array}{l} -\frac{d}{dx}\left(r(x)\frac{du}{dx}(x)\right) + \nu\frac{d}{dx}\left(r(x)\frac{d}{dx}\ln(c(x))\right) \\ = \begin{cases} k_- b_-(x)E(x, v(x) - u(x)), & \text{if } x \in (0, L_1), \\ k_+ b_+(x)E(x, v(x) - u(x)), & \text{if } x \in (L_1 + \delta, L), \\ 0, & \text{if } x \in (L_1, L_1 + \delta), \end{cases} \\ \frac{du}{dx}(0) = \frac{du}{dx}(L) = 0, \end{array} \right. \quad (14)$$

$$\left\{ \begin{array}{l} -\frac{d^2v}{dx^2}(x) = -q_- b_-(x)E(x, v(x) - u(x)), & \text{if } x \in (0, L_1), \\ -\frac{d^2v}{dx^2}(x) = -q_+ b_+(x)E(x, v(x) - u(x)), & \text{if } x \in (L_1 + \delta, L), \\ -\frac{dv}{dx}(0) = d_-, \quad \frac{dv}{dx}(L) = -d_+, \quad \frac{dv}{dx}(L_1) = \frac{dv}{dx}(L_1 + \delta) = 0, \end{array} \right. \quad (15)$$

$$r(x) = \varepsilon_e(x)^p \kappa(c_e(x, t), T(t)), \quad c(x) = c_e(x, t), \quad \nu = (1 - 2t_+^0) \frac{2T(t)}{F},$$

$$b_{\pm}(x) = \frac{3\varepsilon_s(x)}{R_s(x)} (c_e(x, t))^{\alpha_a} (c_{s, \pm, \max} - c_s(x; R_s, t))^{\alpha_a} (c_s(x; R_s, t))^{\alpha_c},$$

$$q_{\pm} = \frac{k_{\pm}}{\varepsilon_{\pm} \sigma_{\pm}}, \quad d_{\pm} = \frac{1}{\varepsilon_{s, \pm} \sigma_{\pm}} \frac{I(t)}{A}, \quad f(x) = U(x, c_s(x; R_s, t), T(t)). \quad (16)$$

Remark 6 Applying the divergence theorem it is easy to show that any solution of (14)–(15) must satisfy

$$k_- \int_0^{L_1} b_-(x)E(x, v(x) - u(x))dx + k_+ \int_{L_1+\delta}^1 b_+(x)E(x, v(x) - u(x))dx = 0,$$

$$q_- \int_0^{L_1} b_-(x)E(x, v(x) - u(x))dx = d_-,$$

$$q_+ \int_{L_1+\delta}^L b_+(x)E(x, v(x) - u(x))dx = -d_+.$$

Therefore, a necessary compatibility condition for the existence of solution of system (14)–(15) is $\frac{k_-d_-}{q_-} = \frac{k_+d_+}{q_+}$, which is true if (16) holds, because $\frac{k_{\pm}d_{\pm}}{q_{\pm}} = \frac{I(t)}{A}$.

Remark 7 If we use boundary conditions (10) or (11) the corresponding compatibility condition would be $\frac{k_-d_-}{q_-} = -\frac{k_+d_+}{q_+}$, or equivalently $I(t) = -I(t)$, which is only satisfied if $I(t) \equiv 0$.

Since function $r(x)$ may not be smooth (at least in a general situation), system (14)–(15) (or, equivalently, (4)–(5)) may not have a classical solution. Therefore, we look for what is commonly known as a *weak solution*. In order to find the requirements that this solution should satisfy, we use the following functional analysis framework.

Let us consider the Hilbert space

$$H = H^1(0, L) \times \left(H^1(0, L_1) \cap H^1(L_1 + \delta, L) \right),$$

with the norm given by

$$\begin{aligned} \|(u, v)\|_V^2 &= \|u\|_{H^1(0, L)}^2 + \|v\|_{H^1(0, L_1)}^2 + \|v\|_{H^1(L_1+\delta, L)}^2 \\ &= \int_0^L \left[u(x)^2 + \left(\frac{du}{dx}(x) \right)^2 \right] dx \\ &\quad + \int_0^{L_1} \left[v(x)^2 + \left(\frac{dv}{dx}(x) \right)^2 \right] dx + \int_{L_1+\delta}^1 \left[v(x)^2 + \left(\frac{dv}{dx}(x) \right)^2 \right] dx. \end{aligned}$$

Here

$$H^1(a, b) = \left\{ \phi \in L^2(a, b) : \frac{d\phi}{dx} \in L^2(a, b) \right\},$$

where $L^p(a, b)$ (with $p \geq 1$) is the set of all measurable functions from (a, b) to \mathbb{R} whose absolute value raised to the p -th power has finite integral and $\frac{d\phi}{dx}$ denotes the derivative of ϕ in the sense of distributions.

Multiplying (14) (duality product $\langle \cdot, \cdot \rangle_{(H^1(0,L))' \times H^1(0,L)}$) by a function $\varphi \in H^1(0, L)$ and similarly in (15) by a function $\psi \in H^1(0, L_1) \cap H^1(L_1 + \delta, L)$ we get

$$\begin{aligned} & \int_0^L r(x) \frac{du}{dx}(x) \frac{d\varphi}{dx}(x) dx + \int_0^{L_1} \frac{dv}{dx}(x) \frac{d\psi}{dx}(x) dx + \int_{L_1+\delta}^L \frac{dv}{dx}(x) \frac{d\psi}{dx}(x) dx \\ & - k_- \int_0^{L_1} b_-(x) E(x, v(x) - u(x)) \varphi(x) dx - k_+ \int_{L_1+\delta}^L b_+(x) E(x, v(x) - u(x)) \varphi(x) dx \\ & + q_- \int_0^{L_1} b_-(x) E(x, v(x) - u(x)) \psi(x) dx + q_+ \int_{L_1+\delta}^L b_+(x) E(x, v(x) - u(x)) \psi(x) dx \\ & = \nu \int_0^L \frac{r(x)}{c(x)} \frac{dc}{dx}(x) \frac{d\varphi}{dx}(x) dx - d_- \psi(0) + d_+ \psi(1). \end{aligned}$$

This equality can be rewritten as

$$a[(u, v), (\varphi, \psi)] = l[(\varphi, \psi)],$$

where $a[(u, v), (\varphi, \psi)]$ and $l[(\varphi, \psi)]$ are the left hand side and right hand side, respectively, of the previous expression. According to this, we have the following definition of a weak solution (that we will call *solution* in the following).

Definition 8 A (weak) solution of system (14)–(15) is a couple of functions $(u, v) \in H$ such that

$$a[(u, v), (\varphi, \psi)] = l[(\varphi, \psi)], \quad \forall (\varphi, \psi) \in H. \quad (17)$$

4.2 About the uniqueness of solution of systems (14)–(15)

For simplicity let us study system (14)–(15), which is equivalent to system (4)–(5).

Proposition 9 If $(u_1, v_1), (u_2, v_2)$ are two solutions of (14)–(15), then there exists a constant $s \in \mathbb{R}$ such that

$$u_2(x) - u_1(x) \equiv s, \quad \forall x \in (0, L).$$

and

$$v_2(x) - v_1(x) \equiv s, \quad \forall x \in (0, L_1) \cap (L_1 + \delta, L).$$

Proof: Let us suppose $(u_1, v_1), (u_2, v_2)$ are two solutions of (14)–(15), i.e., they satisfy (17). Then, using $(\varphi, \psi) = (u_2 - u_1, \bar{v}_2 - \bar{v}_1)$ in (17), with

$$\bar{v}_i(x) = \begin{cases} \frac{k_-}{q_-} v_i(x) & \text{if } x \in (0, L_1), \\ \frac{k_+}{q_+} v_i(x) & \text{if } x \in (L_1 + \delta, L), \end{cases} \quad (i = 1, 2),$$

we have

$$a[(u_2, v_2), (u_2 - u_1, \bar{v}_2 - \bar{v}_1)] - a[(u_1, v_1), (u_2 - u_1, \bar{v}_2 - \bar{v}_1)] = 0,$$

which is equivalent to

$$\begin{aligned} & \int_0^L r(x) \left(\frac{d(u_2 - u_1)}{dx}(x) \right)^2 dx \\ & + \frac{k_-}{q_-} \int_0^{L_1} \left(\frac{d(v_2 - v_1)}{dx}(x) \right)^2 dx + \frac{k_+}{q_+} \int_{L_1+\delta}^L \left(\frac{d(v_2 - v_1)}{dx}(x) \right)^2 dx \\ & + k_- \int_0^{L_1} b_-(x) \left(E(x, v_2(x) - u_2(x)) \right. \\ & \quad \left. - E(x, v_1(x) - u_1(x)) \right) \left((v_2(x) - u_2(x)) - (v_1(x) - u_1(x)) \right) dx \\ & + k_+ \int_{L_1+\delta}^L b_+(x) \left(E(x, v_2(x) - u_2(x)) \right. \\ & \quad \left. - E(x, v_1(x) - u_1(x)) \right) \left((v_2(x) - u_2(x)) - (v_1(x) - u_1(x)) \right) dx = 0. \end{aligned}$$

Hence, from the monotonicity properties of the exponential function,

$$\begin{aligned} & \int_0^L r(x) \left(\frac{d(u_2 - u_1)}{dx}(x) \right)^2 dx \\ & + \frac{k_-}{q_-} \int_0^{L_1} \left(\frac{d(v_2 - v_1)}{dx}(x) \right)^2 dx + \frac{k_+}{q_+} \int_{L_1+\delta}^L \left(\frac{d(v_2 - v_1)}{dx}(x) \right)^2 dx = 0 \end{aligned}$$

and

$$\left(v_2(x) - u_2(x) \right) - \left(v_1(x) - u_1(x) \right) = 0 \quad \forall x \in (0, L_1) \cap (L_1 + \delta, L),$$

which implies that there exists a constant $s \in \mathbb{R}$ such that

$$u_2(x) - u_1(x) \equiv s, \quad \forall x \in (0, L)$$

and

$$v_2(x) - v_1(x) \equiv s, \quad \forall x \in (0, L_1) \cap (L_1 + \delta, L).$$

Corollary 10 *If $(u_1, v_1), (u_2, v_2)$ are two solutions of (14)–(15), then $v_1(x) - u_1(x) = v_2(x) - u_2(x)$ for all $x \in (0, L_1) \cap (L_1 + \delta, L)$ and, therefore,*

$$E(x, v_1(x) - u_1(x)) = E(x, v_2(x) - u_2(x)).$$

Corollary 11 *If we add the boundary condition*

$$v(0) = 0 \tag{18}$$

(or $v(\bar{x}) = s \in \mathbb{R}$ or $u(\bar{x}) = s \in \mathbb{R}$, with \bar{x} and s arbitrarily chosen), then if system (14), (15), (18) has a solution, it is unique.

Remark 12 According to the mathematical results showed in Proposition 9, Corollary 10 and Corollary 11, a way of getting the property of uniqueness of solution of system (4)–(5) (see non-uniqueness results in Remark 4) is setting a reference potential value for ϕ_s or ϕ_e for each $t \in (0, t_{\text{end}})$. For instance

$$\phi_s(0, t) = 0 \quad (\text{or } \phi_s(\bar{x}, t) = s(t) \in \mathbb{R}, \bar{x} \text{ and } s(t) \text{ arbitrarily chosen}). \quad (19)$$

4.3 About the existence of solution of system (14), (15), (18))

Let us study the existence of solution for the following linearized approximation (see Remark 1) of system (14), (15), (18):

$$\left\{ \begin{array}{l} -\frac{d}{dx} \left(r(x) \frac{du}{dx}(x) \right) + \nu \frac{d}{dx} \left(r(x) \frac{d}{dx} \ln(c(x)) \right) \\ = \begin{cases} \lambda_- b_-(x) (v(x) - u(x) - f(x)), & \text{if } x \in (0, L_1), \\ \lambda_+ b_+(x) (v(x) - u(x) - f(x)), & \text{if } x \in (L_1 + \delta, L), \\ 0, & \text{if } x \in (L_1, L_1 + \delta), \end{cases} \\ \frac{du}{dx}(0) = \frac{du}{dx}(L) = 0, \end{array} \right. \quad (20)$$

$$\left\{ \begin{array}{l} -\frac{d^2 v}{dx^2}(x) = -\theta_- b_-(x) (v(x) - u(x) - f(x)), \quad x \in (0, L_1), \\ -\frac{d^2 v}{dx^2}(x) = -\theta_+ b_+(x) (v(x) - u(x) - f(x)), \quad x \in (L_1 + \delta, L), \\ -\frac{dv}{dx}(0) = d_-, \quad \frac{dv}{dx}(L) = -d_+, \quad \frac{dv}{dx}(L_1) = \frac{dv}{dx}(L_1 + \delta) = 0, \end{array} \right. \quad (21)$$

$$v(0) = 0 \quad (\text{or } v(\bar{x}) = s \in \mathbb{R}, \text{ with } \bar{x} \text{ and } s \text{ arbitrarily chosen}), \quad (22)$$

where

$$\lambda_{\pm} = k_{\pm} \frac{(\alpha_a + \alpha_c)F}{RT}, \quad \theta_{\pm} = q_{\pm} \frac{(\alpha_a + \alpha_c)F}{RT}.$$

Remark 13 The results in Proposition 9 are also valid for the solutions of (20)–(21). Therefore, if (20)–(22) has a solution, then it is unique.

Multiplying in (20) (duality product $\langle \cdot, \cdot \rangle_{(H^1(0,L))' \times H^1(0,L)}$) by a function $\varphi \in H^1(0, L)$ and similarly in the first and second equations of (21) by functions $\frac{\lambda_-}{\theta_-} \psi$ and $\frac{\lambda_+}{\theta_+} \psi$, respectively, with $\psi \in H^1(0, L_1) \cap H^1(L_1 + \delta, L)$, the following equality is obtained:

$$\int_0^L r(x) \frac{du}{\partial x}(x) \frac{d\varphi}{dx}(x) dx + \frac{\lambda_-}{\theta_-} \int_0^{L_1} \frac{dv}{dx}(x) \frac{d\psi}{dx}(x) dx + \frac{\lambda_+}{\theta_+} \int_{L_1+\delta}^L \frac{dv}{dx}(x) \frac{d\psi}{dx}(x) dx$$

$$\begin{aligned}
& +\lambda_- \int_0^{L_1} b_-(x) (v(x) - u(x)) (\psi(x) - \varphi(x)) dx \\
& +\lambda_+ \int_{L_1+\delta}^L b_+(x) (v(x) - u(x)) (\psi(x) - \varphi(x)) dx \\
= & \lambda_- \int_0^{L_1} b_-(x) f(x) (\varphi(x) - \psi(x)) dx + \lambda_+ \int_{L_1+\delta}^L b_+(x) f(x) (\varphi(x) - \psi(x)) dx \\
& +\nu \int_0^L \frac{r(x)}{c(x)} \frac{dc}{dx}(x) \frac{d\varphi}{dx}(x) dx - \frac{\lambda_- d_-}{\theta_-} \psi(0) + \frac{\lambda_+ d_+}{\theta_+} \psi(1).
\end{aligned}$$

This equality can be rewritten as

$$\bar{a}[(u, v), (\varphi, \psi)] = \bar{l}[(\varphi, \psi)],$$

where $\bar{a}[(u, v), (\varphi, \psi)]$ and $\bar{l}[(\varphi, \psi)]$ are the left hand side and right hand side, respectively, of the previous expression. According to this, we have the following definition of a weak solution (that we will call *solution* in the following).

Definition 14 *A (weak) solution of system (20)–(21) is a couple of functions $(u, v) \in H$ such that*

$$\bar{a}[(u, v), (\varphi, \psi)] = \bar{l}[(\varphi, \psi)], \quad \forall (\varphi, \psi) \in H. \quad (23)$$

It is easy to show that, in this case, $\bar{a} : H \times H \rightarrow \mathbb{R}$ is bilinear and continuous and $\bar{l} : H \rightarrow \mathbb{R}$ is linear and continuous. In order to be able to apply Lax-Milgram Theorem we need to show that $\bar{a} : H \times H \rightarrow \mathbb{R}$ is coercive, but this is not true (otherwise we would get uniqueness of solution of (20)–(21), which, as we pointed out in Remark 13, is not true). Let us try to overcome this problem by changing H by a suitable closed subspace.

Let $\bar{H} = \{\varphi \in H^1(0, L) : \int_0^L \varphi(x) dx = 0\} \times (H^1(0, L_1) \cap H^1(L_1 + \delta, 1))$. It is known that $\{\varphi \in H^1(0, L) : \int_0^L \varphi(x) dx = 0\}$ is a closed subspace of $H^1(0, 1)$ and there exists a constant $\alpha > 0$ such that, for any function φ in that set,

$$\int_0^L r(x) \left(\frac{d\varphi(x)}{dx}(x) \right)^2 dx \geq \alpha \int_0^L \varphi(x)^2 dx.$$

Proposition 15 *There exists a unique couple of functions $(\bar{u}, \bar{v}) \in \bar{H}$, satisfying*

$$\bar{a}[(\bar{u}, \bar{v}), (\varphi, \psi)] = \bar{l}[(\varphi, \psi)], \quad \forall (\varphi, \psi) \in \bar{H}. \quad (24)$$

Proof: It is easy to show that $\bar{a} : \bar{H} \times \bar{H} \rightarrow \mathbb{R}$ is bilinear and continuous and $\bar{l} : \bar{H} \rightarrow \mathbb{R}$ is linear and continuous. Hence, in order to be able to apply Lax-Milgram Theorem we need to show that $\bar{a} : \bar{H} \times \bar{H} \rightarrow \mathbb{R}$ is coercive. Now,

$$\bar{a}[(\varphi, \psi), (\varphi, \psi)] =$$

$$\begin{aligned}
& \int_0^L r(x) \left(\frac{d\varphi}{dx}(x) \right)^2 dx + \frac{\lambda_-}{\theta_-} \int_0^{L_1} \left(\frac{d\psi}{dx}(x) \right)^2 dx + \frac{\lambda_+}{\theta_+} \int_{L_1+\delta}^L \left(\frac{d\psi}{dx}(x) \right)^2 dx \\
& + \lambda_- \int_0^{L_1} b_-(x) (\psi(x) - \varphi(x))^2 dx + \lambda_+ \int_{L_1+\delta}^L b_+(x) (\psi(x) - \varphi(x))^2 dx \\
& \geq \frac{r}{2} \int_0^L \left(\frac{d\varphi}{dx}(x) \right)^2 dx + \frac{r\alpha}{2} \int_0^L \varphi(x)^2 dx + \frac{\lambda_-}{\theta_-} \int_0^{L_1} \left(\frac{d\psi}{dx}(x) \right)^2 dx \\
& + \frac{\lambda_+}{\theta_+} \int_{L_1+\delta}^L \left(\frac{d\psi}{dx}(x) \right)^2 dx + \lambda_- \underline{b}_- \int_0^{L_1} (\psi(x)^2 + \varphi(x)^2 - 2\varphi(x)\psi(x)) dx \\
& + \lambda_+ \underline{b}_+ \int_{L_1+\delta}^L (\psi(x)^2 + \varphi(x)^2 - 2\varphi(x)\psi(x)) dx,
\end{aligned}$$

with $\underline{r} = \inf_{x \in (0,1)} \{r(x)\} > 0$ and $\underline{b}_\pm = \inf_{x \in (0,1)} \{b_\pm(x)\} > 0$. Using Young inequality, for any $\beta_- > 0$ and $\beta_+ > 0$ we get

$$(\psi(x)^2 + \varphi(x)^2 - 2\varphi(x)\psi(x)) \geq \left(\psi(x)^2 - \beta_\pm \psi(x)^2 + \varphi(x)^2 - \frac{1}{\beta_\pm} \varphi(x)^2 \right).$$

Then, if we take β_- and β_+ defined by

$$\frac{r\alpha}{6} + \lambda_\pm \underline{b}_\pm = \lambda_\pm \underline{b}_\pm \frac{1}{\beta_\pm},$$

we have that $\beta_- \in (0, 1)$, $\beta_+ \in (0, 1)$ and

$$\begin{aligned}
\bar{a}[(\varphi, \psi), (\varphi, \psi)] & \geq \frac{r}{6} \int_0^L \left(\frac{d\varphi}{dx}(x) \right)^2 dx + \frac{r\alpha}{2} \int_0^L \varphi(x)^2 dx \\
& + \frac{\lambda_-}{\theta_-} \int_0^{L_1} \left(\frac{d\psi}{dx}(x) \right)^2 dx + \frac{\lambda_+}{\theta_+} \int_{L_1+\delta}^L \left(\frac{d\psi}{dx}(x) \right)^2 dx \\
& + \lambda_- \underline{b}_- (1 - \beta_-) \int_0^{L_1} \psi(x)^2 dx + \lambda_+ \underline{b}_+ (1 - \beta_+) \int_{L_1+\delta}^L \psi(x)^2 dx, \\
& \geq \min \left\{ \frac{r}{6}, \frac{r\alpha}{2}, \frac{\lambda_-}{\theta_-}, \frac{\lambda_+}{\theta_+}, \lambda_- \underline{b}_- (1 - \beta_-), \lambda_+ \underline{b}_+ (1 - \beta_+) \right\} \|(\varphi, \psi)\|_{\bar{H}}^2,
\end{aligned}$$

which proves the coercivity property and finishes the proof.

Theorem 16 *If $(\bar{u}, \bar{v}) \in \bar{H}$ is the solution of (24), then $(\bar{u} + \gamma, \bar{v} + \gamma) \in H$ is a solution of (20)–(21), for any $\gamma \in \mathbb{R}$.*

Proof: We have to prove that $(u, v) = (\bar{u} + \gamma, \bar{v} + \gamma)$ satisfies (23) for any $\gamma \in \mathbb{R}$. Now, for any $(\varphi, \psi) \in H$,

$$(\bar{\varphi}, \bar{\psi}) = \left(\varphi - \frac{1}{L} \int_0^L \varphi(x) dx, \psi - \frac{1}{L} \int_0^L \psi(x) dx \right) \in \bar{H}.$$

Then, using (24) and the fact that $\frac{\lambda_- d_-}{\theta_-} = \frac{\lambda_+ d_+}{\theta_+} = \frac{I(t)}{A}$,

$$\begin{aligned}
& \bar{a}[(\bar{u} + \gamma, \bar{v} + \gamma), (\varphi, \psi)] \\
&= \bar{a}\left[(\bar{u}, \bar{v}), \left(\varphi - \frac{1}{L} \int_0^L \varphi(x) dx, \psi - \frac{1}{L} \int_0^L \varphi(x) dx\right)\right] \\
&= \bar{l}\left(\varphi - \frac{1}{L} \int_0^L \varphi(x) dx, \psi - \frac{1}{L} \int_0^L \varphi(x) dx\right) \\
&= \bar{l}(\varphi, \psi) + \left(\frac{\lambda_- d_-}{\theta_-} - \frac{\lambda_+ d_+}{\theta_+}\right) \frac{1}{L} \int_0^L \varphi(x) dx = \bar{l}(\varphi, \psi),
\end{aligned}$$

which concludes the proof.

Corollary 17 *There exists a unique solution of (20)–(22).*

5 Conclusions

A fully mathematical model for the simulation of a Lithium-ion battery is presented, based on a macro-homogeneous approach developed by Newman (see [8]) It includes a system of boundary value problems for the conservation of Lithium and conservation of charge in the solid and electrolyte phases, together with an initial value problem accounting for the conservation of energy. These model can be very helpful for the design and optimization of new batteries and also for the real time control of its performance.

We point out that, over the last years, several authors have used similar models with an incorrect boundary condition. In this article it is showed, from a physical and a mathematical point of view, why such a boundary condition is incorrect. To show that, we prove that the system of equations including that boundary conditions does not have any solution. Then, we deduce the correct boundary condition and we show some results regarding the uniqueness and existence of solution of the corresponding problem.

Acknowledgment

This work was carried out thanks to the financial support of the Spanish “Ministry of Economy and Competitiveness” under project MTM2011-22658; the research group MOMAT (Ref. 910480) supported by “Banco Santander” and “Universidad Complutense de Madrid”; and the “Junta de Andalucía” and the European Regional Development Fund through project P12-TIC301. This publication was also supported by OCIAM (University of Oxford), where the author was collaborating as an academic visitor.

References

- [1] N. A. Chaturvedi, R. Klein, J. Chrisensen, J. Ahmed and A. Kojic, Algorithms for Advanced Battery-Management Systems. Modeling, Estimation, and Control Challenges for Lithium-Ion Batteries, *IEEE Control Systems Magazine* **June** (2010) 49–68.
- [2] M. Doyle, T. F. Fuller and J. Newman, Modeling of Galvanostatic Charge and Discharge of the Lithium/Polymer/Insertion Cell, *J. Electrochem. Soc.* **140** (1993) 1256–1533.
- [3] T. W. Farrell and C. P. Please, Primary Alkaline Battery Cathodes. A Simplified Model for Porous Manganese Oxide Particle Discharge, *J. Electrochem. Soc.* **152** (2005) A1930-A1941.
- [4] T. F. Fuller, M. Doyle and J. Newman, Simulation and Optimization of the Dual Lithium Ion Insertion Cell, *J. Electrochem. Soc.* **141** (1994) 1–10.
- [5] P. M. Gomadam, J. W. Weidner, R. A. Dougal and R. E. White, Mathematical modeling of lithium-ion and nickel battery systems, *Journal of Power Sources* **110** (2002) 267–284.
- [6] M. Guo, G. Sikha and R. E. White, Single-Particle Model for a Lithium-Ion Cell: Thermal Behaviour, *J. Electrochem. Soc.* **158** (2011) 122–132.
- [7] G. H. Kim, K. Smith, J. Ireland and A. Pesaran, Fail-safe design for large capacity lithium-ion battery systems, *Journal of Power Sources* **210** (2012) 243–253.
- [8] J. S. Newman, *Electrochemical Systems* (Prentice Hall, 1973).
- [9] R. T. Purkayastha and R. M. McMeeking, An integrated 2-D model of a lithium ion battery: the effect of material parameters and morphology on storage particle stress, *Comput Mech* (2012) 50:209227 DOI 10.1007/s00466-012-0724-8.
- [10] K. Smith, C. D. Rahn and C. Y. Wang, Control oriented 1D electrochemical model of lithium ion battery, *Energy Conversion and Management* **48** (2007) 2565–2578.
- [11] K. Smith and C. Y. Wang, Power and thermal characterization of a lithium-ion battery pack for hybrid-electric vehicles, *Journal of Power Sources* **160** (2006) 662–673.
- [12] K. Smith and C. Y. Wang, Solid-state diffusion limitations on pulse operation of a lithium ion cell for hybrid electric vehicles, *Journal of Power Sources* **161** (2006) 628–639.
- [13] K. E. Thomas, C. Bogatu and J. Newman, Measurement of the Entropy of Reaction as a Function of State of Charge in Doped and Undoped Lithium Manganese Oxide, *J. Electrochem. Soc.* **148** (2001) A570–A575.