

FIBER SURFACES FROM ALTERNATING STATES

DARLAN GIRÃO, JOÃO M. NOGUEIRA, AND ANTÓNIO SALGUEIRO

ABSTRACT. In this paper we define alternating Kauffman states of links and we characterize when the induced state surface is a fiber. In addition, we give a different proof of a similar theorem of Futer, Kalfagianni and Purcell on homogeneous states.

1. INTRODUCTION

Let K be a link in S^3 . We say the link K is *fibred* if $S^3 - K$ has the structure of a surface bundle over the circle, i.e., if there exists a Seifert surface S such that $S^3 - K \cong (S \times [0, 1])/\phi$, where ϕ is a homeomorphism of S . In this case we abuse terminology and say S is a *fiber for K* . The study of the fibration of link complements has been a very active line of research in low dimensional topology. In the next two paragraphs we highlight some of the work in this area.

In the early 60's Murasugi [7] proved that an alternating link is fibred if and only if its reduced Alexander polynomial is monic. Stallings [8] proved that a link K is fibred if and only if $\pi_1(S^3 - K)$ contains a finitely generated normal subgroup whose quotient is \mathbb{Z} . Stallings' result is very general, but hard to verify, even if we restrict to particular families of links. In [6] Harer showed how to construct all fibred knots and links using *Stallings' operations* introduced in [8]. However, deciding whether or not a link K is fibred is, in general, a hard problem. Goodman–Tavares [5] showed that under simple conditions imposed on certain Seifert surfaces for pretzel links, it is possible to decide whether or not these surfaces are fibers. In [3] Gabai proved that if a Seifert surface S can be decomposed as the *Murasugi sum* of surfaces S_1, \dots, S_n , then S is a fiber if and only if each of the surfaces S_i is a fiber (refer to theorem 3).

Very recently Futer–Kalfagianni–Purcell [2] introduced a new method for deciding whether some Seifert surface are fibers. From a particular diagram of the link, they construct an associated surface (called *state surface*) and a certain graph. If the state is *homogeneous*, they show that this surface is a fiber if and only if the corresponding graph is a tree (Theorem 2 below). Later, Futer [1] gave a different,

2010 *Mathematics Subject Classification.* 57M25, 57M15, 57M50.

Key words and phrases. State surfaces, fibred links.

The first author was partially supported by FUNCAP (project PJP-0072-00013.01.00/12) and CNPq (project Universal).

This work was partially developed while the second author was visiting the Department of Mathematics at Federal University of Ceará. He is thankful for the support by the host institution on this visit and also for the warm hospitality.

The second and third authors were partially supported by the Centro de Matemática da Universidade de Coimbra (CMUC), funded by the European Regional Development Fund through the program COMPETE and by the Portuguese Government through the FCT - Fundação para a Ciência e a Tecnologia under the project PEst-C/MAT/UI0324/2011.

much simpler proof of this result. Based on the work of Gabai [3] and Stallings [8], the first author [4] studied fibration of state surfaces of augmented links. This paper is concerned with the study of another class of state surfaces, which we now describe.

Given a diagram D of a link L we can construct a collection of disjoint disks connected by a twisted band at each crossing. We thus obtain a surface whose boundary is the link L . The disks and bands are defined by how we split the crossings in the diagram of L . At each crossing there are two choices of *resolutions* for the split: an A -resolution or a B -resolution, as presented in Figure 1.

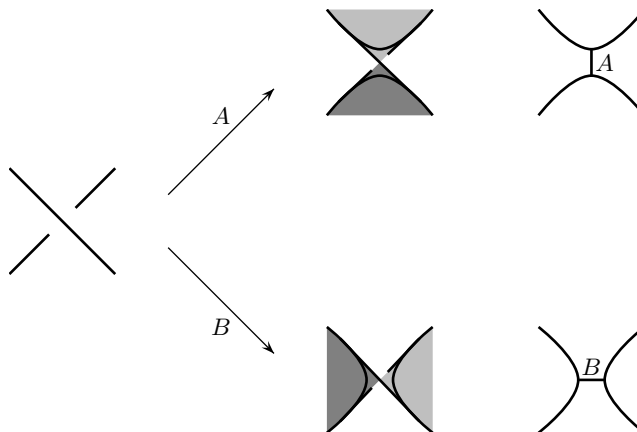


FIGURE 1: The two choices of resolutions for the split of a crossing.

A *Kauffman state* σ of a link diagram D is a choice of resolution for each crossing of D . The resulting surface S_σ is called the *state surface* of σ . The boundaries of the disks induce a decomposition of the plane into connected components that we call *regions*. The well known Seifert surface of an oriented diagram of a link is a particular case of a state surface, where the resolution of each crossing is defined by the orientation. It has been an interest of research to identify fibered knots and their fibers. We are interested in understanding when a state surface is a fiber. In the work of Futer, Kalfagianni and Purcell [2] it was studied for *homogeneous states*, that is when all resolutions of the diagram in each region are the same (see Theorem 2). Futer [1] gave an alternate, much simpler proof of this theorem. In this paper we provide a new approach for this theorem and we prove a similar result for a different type of Kauffman states, as in the next definition.

Definition 1. A Kauffman state σ is said to be *alternating* when for each circle defined by σ , with a choice of orientation on its boundary, if two consecutive crossings attached to it in the same region have the same resolution then they are adjacent to the same circles defined by σ .

Before we present our main result, we associate two graphs to each state of a link diagram. The *state graph* G_σ has one vertex for each disk and one edge for each band defined by σ . We label the edges by the resolution of the respective crossings. The *reduced graph* G'_σ is obtained from G_σ by eliminating duplicated edges, with

the same label, between two vertices. From the state surface S_σ we define also a *reduced surface* S'_σ by cutting duplicated bands with the same label attached to the same pair of disks. We note that the graphs G_σ and G'_σ are not abstract graphs but instead they are embedded in the surfaces S_σ and S'_σ as their spines. An *inner cycle*, of the state graph or a reduced version of it, is an innermost cycle in a certain region. Our main result is the following.

Theorem 1. *Let σ be an alternating state of a link diagram D_L . Then $E(L)$ fibers over the circle with fiber S_σ if and only if the reduced graph G'_σ is a tree.*

The next examples illustrate that the classes of link diagrams in theorems 1 and 2 are distinct. Certain states can be both homogeneous and alternating, as for example the Seifert state of the Figure eight knot as in Figure 2.

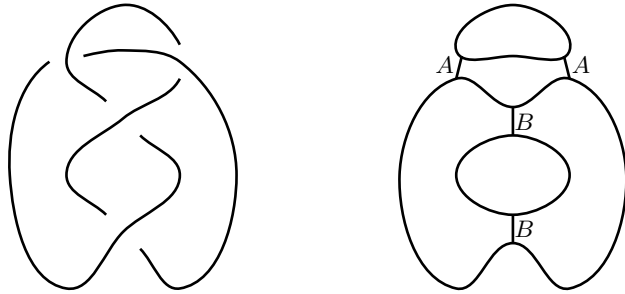


FIGURE 2: The Seifert state of this Figure eight knot diagram is a fiber by theorems 1 and 2.

But in general a state isn't both homogeneous and alternating. For instance, in the Figure 3 the Seifert state is alternating and not homogeneous.

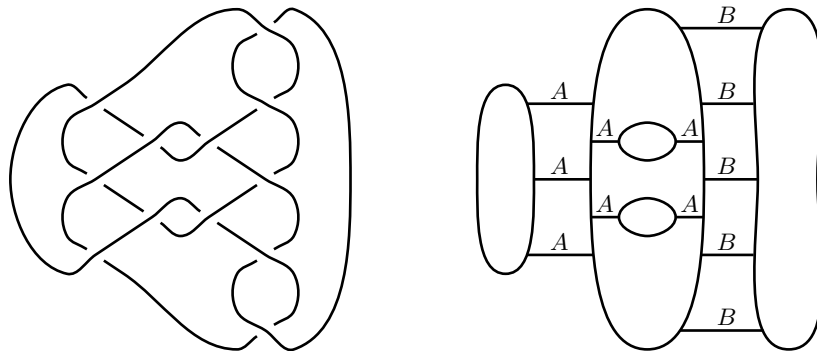


FIGURE 3: The knot 12n0328 is prime, the Seifert state of this diagram is alternating and not homogeneous, and the corresponding state surface is a fiber by Theorem 1.

Furthermore, in the example shown in Figure 4, the Seifert state is homogeneous but not alternating.

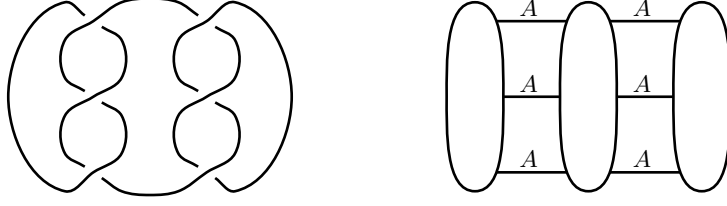


FIGURE 4: The Seifert state of this granny knot diagram is homogeneous and not alternating, and the corresponding state surface is a fiber by Theorem 2.

The reduced graph of the state in the examples of Figures 2, 3 and 4 is a tree, so in these particular cases the state surface is a fiber. We notice that if G_σ has edges with different labels between the same pair of vertices then G'_σ is not a tree and, by Theorem 1, S_σ is not a fiber.

In section 2 we prove this theorem using Murasugi sums and results of Gabai on knot fibration. In section 3 we give a different, homological proof, of the following theorem of Futer, Kalfagianni and Purcell [2] on homogeneous states. The techniques we use in our proof are similar to the ones in the paper [4] by the first author, where he studies the fibration of augmented link complements.

Theorem 2. *Let σ be a homogeneous state of a link diagram D_L . Then $E(L)$ fibers over the circle with fiber S_σ if and only if the reduced graph G'_σ is a tree.*

2. FIBERS FROM ALTERNATING STATES

For this section we use a specific concept of graph decomposition: We say that two vertices, v and w , *decompose* a graph G into components G_1, \dots, G_k if $G = G_1 \cup \dots \cup G_k$ and $G_i \cap G_j \subseteq \{v, w\}$, for $i \neq j$. We also make use of the following theorem by Gabai [3] on Murasugi sum and knot fibration.

Definition 2. We say that the oriented surface T in S^3 with boundary L is the Murasugi sum of the two oriented surfaces T_1 and T_2 with boundaries L_1 and L_2 if there exists a 2-sphere S in S^3 bounding balls B_1 and B_2 with $T_i \subset B_i$ for $i = 1, 2$, such that $T = T_1 \cup T_2$ and $T_1 \cap T_2 = D$ where D is a $2n$ -sided disk contained in S .

Theorem 3 (Gabai). *Let $T \subset S^3$, with $\partial T = L$, be a Murasugi sum of oriented surfaces $T_i \subset S^3$, with $\partial T_i = L_i$, for $i = 1, 2$. Then $S^3 - L$ is fibered with fiber T if and only if $S^3 - L_i$ is fibered with fiber T_i for $i = 1, 2$.*

With the following lemma we are able to prove that we neither lose fibration information by working with the reduced state graph nor with graph decomposition.

Lemma 1. *Let G_σ be a state graph and suppose there are two vertices, v and w , adjacent by the edge X , that decompose G_σ into connected components X, H_1, H_2, \dots, H_k . (See Figure 5.) Consider also the state surface S_i induced by σ and the subgraph $X \cup H_i$ of G_σ , $i = 1, \dots, k$. Then, S_σ is a fiber if and only if each surface S_1, \dots, S_k is a fiber with respect to its boundary.*

Proof. We start by proving that S_σ is a Murasugi sum of the surfaces S_1, \dots, S_k . Consider one of the connected components H_i . If H_i contains only one of the vertices

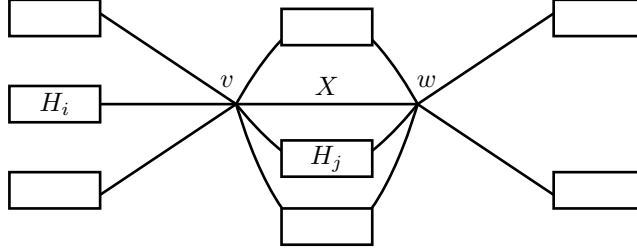


FIGURE 5: Representation of the decomposition of G_σ by $v \cup w$.

v or w , then using the disk associated to this vertex and X we can decompose S_l from S_σ by a Murasugi sum. (See Figure 6.) Notice that S_l is also the state surface of H_l , since X contains a terminal vertex in $X \cup H_l$.

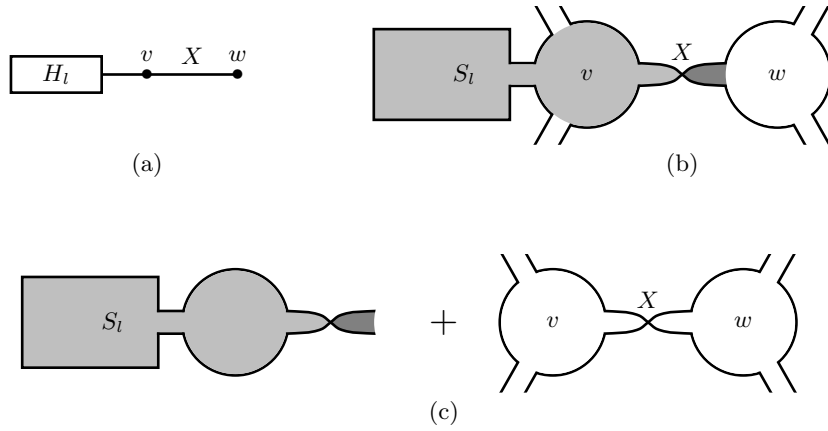


FIGURE 6: When H_l is adjacent to only v , (a), there is a decomposition of S_σ , (b), by $v \cup w$ as a Murasugi sum, (c).

Let us assume now that H_l contains $v \cup w$. Suppose, without loss of generality, that H_l is innermost with respect to X , i.e., there is no other component between H_l and X in the state graph. We can decompose S_l from S_σ by a Murasugi sum as depicted in Figure 7.

Repeating this procedure with subsequent innermost components we obtain the claimed Murasugi sum decomposition. Therefore, by Theorem 3, S_σ is a fiber if and only if each surface S_l, \dots, S_k is a fiber with respect to its boundary. \square

A particular case of this lemma is when two vertices v and w are adjacent by multiple edges. Take two such edges and suppose X and Y are their labels (we also represent the edges by these letters). Decomposing the graph G_σ as in the lemma, one of the components obtained corresponds to the edge Y . It is not hard to see that the state surface induced by the subgraph $X \cup Y$ is either a Hopf band (when edges have the same label) or an untwisted annulus (when edges have

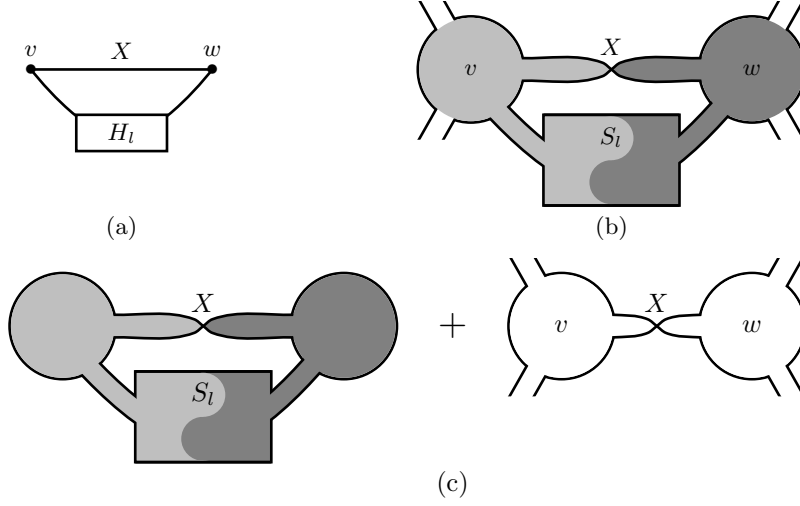


FIGURE 7: When H_l is adjacent to both v and w , (a), there is a decomposition of S_σ , (b), by $v \cup w$ as a Murasugi sum, (c).

different labels). It is well known that the Hopf band is a fiber for the Hopf link in its boundary, and that the untwisted annulus is not a fiber for the unlink in its boundary. For example, a straightforward proof of these facts follows from Theorem 4. This observation lead us to the following corollary.

Corollary 1. *Let G_σ be a state graph and suppose there are vertices v and w adjacent by two edges X and Y . If the edges have different labels then the surface S_σ is not a fiber. If the edges have the same label then S_σ is a fiber if and only if the state surface induced by the subgraph obtained by removing the edge Y is a fiber.*

Proof. Decomposing the edge Y from the graph as in Lemma 1, the surface induced by $X \cup Y$ is either an untwisted annulus or a Hopf band. By the observation above and Theorem 3, in the former case the surface S_σ is not a fiber; in the latter case S_σ is a fiber if and only if the remaining Murasugi summands are fibers, that is, if the surface induced by the subgraph obtained by removing the edge Y is a fiber. \square

Remark 1. In light of Corollary 1 we assume from now on that the state graph G_σ has no edges with different labels adjacent to the same pair of vertices.

Corollary 1 explains why we do not loose fibering information by passing to the reduced graph G'_σ .

Corollary 2. *Let L be a link and σ a state for a diagram D_L of L . Let S'_σ be the state surface associated to the reduced graph G'_σ and let L' the boundary of S'_σ . Then the link L' is fibered by S'_σ if and only if L is fibered by S_σ .*

Proof. This is an immediate consequence of Corollary 1. \square

Lemma 2. *Let G_σ be a state graph and suppose there are two vertices, v and w , that decompose G_σ into two connected components X and Y , and there is an*

alternating path α from v to w , in Y , that together with X define an inner cycle. (See Figure 8.) Consider also the state surface S_y induced by σ and Y , and the state surface S_x induced by σ and $X \cup \alpha$. Then, S_σ is a fiber if and only if each surface, S_x and S_y , is a fiber with respect to its boundary.

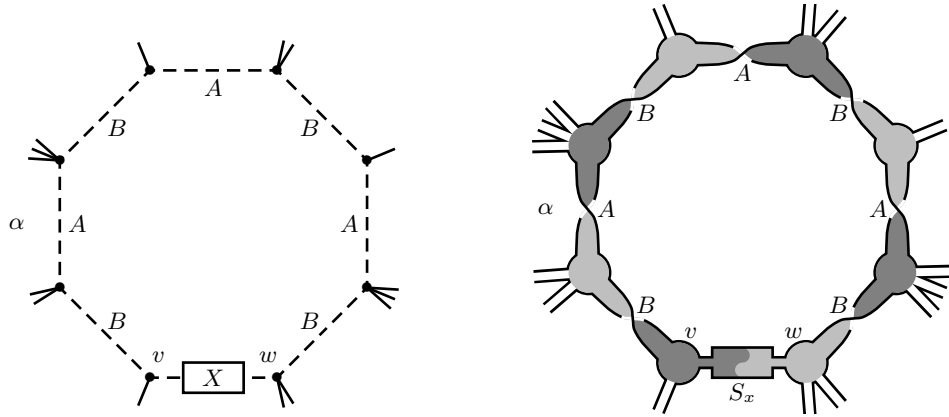


FIGURE 8: An alternating path α in that together with X define an inner cycle.

Proof. Since $X \cup \alpha$ defines an inner cycle and α is alternating, with respect to the labels, then there is a ball Q intersecting S_σ at S_x with the band associated with α in ∂Q . In this way, we can decompose S_σ as a Murasugi sum of S_x and S_y , as depicted in Figure 9.

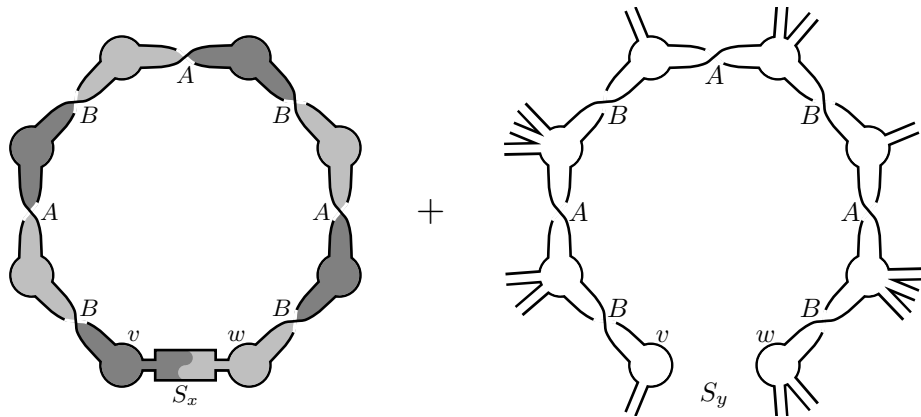


FIGURE 9: Decomposition of S_σ by α as a Murasugi sum of S_x and S_y .

From the result of Gabai and this Murasugi sum we have the statement of the lemma. \square

Lemma 3. *If the state graph G_σ has an inner cycle that is alternating with respect to the labels A or B then S_σ is not a fiber of L .*

Proof. Consider an inner cycle γ of G_σ . In Lemma 2, let X be one edge of γ and α the remaining edges. Then, S_σ is a fiber if and only if S_x and S_y are fibers. Since γ is alternating then S_x is an annulus, which is not a fiber of its boundary. Hence, S_σ is not a fiber of L . \square

Proof of Theorem 1. We start by observing that if G'_σ is a tree then S'_σ is a disk, and hence a fiber of L' . Therefore, by Corollary 2, L is fibered by S_σ . Suppose now that G'_σ has a cycle. Then G_σ also has a cycle. Consider an inner cycle α of G_σ . Suppose there is a tree component to the interior of α at the common vertex. Then, using Lemma 1, we may decompose this tree. The surface induced by this tree is a disk, and hence a fiber for its boundary circle. Therefore, we may assume the following: consecutive edges in α are also consecutive in the common vertex, i.e, there are no edges to the interior of α between them. Given any two such edges in α , since σ is alternating they have different labels. Hence, α is alternating. Consequently, by Lemma 3 the state surface S_σ is not a fiber of L . \square

3. A NEW PROOF OF THEOREM 2

In this section we present a different proof of Theorem 2. This theorem first appeared in [2] (Theorem 5.21), but the proof presented there consists of a detailed study of polyhedral decompositions of $S^3 - S_\sigma$. In [1] a much simpler proof is given: it is proved inductively via Murasugi sums together with Theorem 3 to deduce fibering information. Some of these ideas were also independently used in the work of the first author [4] and in the previous section. The proof we present is a consequence of Stallings' fibration criteria [8].

Theorem 4 (Stallings). *Let $T \subset S^3$ be a compact, connected, oriented surface with nonempty boundary ∂T . Let $T \times [-1, 1]$ be a regular neighborhood of T and let $T^+ = T \times \{1\} \subset S^3 - T$. Let $f = \varphi|_T$, where $\varphi : T \times [-1, 1] \rightarrow T^+$ is the projection map. Then T is a fiber for the link ∂T if and only if the induced map $f_* : \pi_1(T) \rightarrow \pi_1(S^3 - T)$ is an isomorphism.*

We describe the induced map in the case T is the state surface associated to the reduced graph of a homogeneous link diagram. We will see that when G'_σ is a tree, the reduced surface S'_σ is a disk and the map f_* is trivial, as desired. When G'_σ has cycles, we show that the map f_* cannot be an isomorphism by showing that the corresponding map on first homology is not an isomorphism.

By using Lemma 1, we may decompose the reduced state graph G'_σ associated with the homogeneous link diagram along cut vertices. This has also been observed in Lemma 3 of [1], where he proves that the reduced graph has no cut vertices if and only if it is an all- A or all- B state. Thus, we only need to prove this result for all- A or all- B states. We provide the proof for the case of an all- A state, the other case being similar.

First note that in the absence of cut vertices in the graph G'_σ , the surface S'_σ is a checkerboard surface. If the graph G'_σ is a tree, then the surface S'_σ is a disk. Hence S'_σ is a fiber, and by Corollary 2 the surface S_σ is also a fiber.

Suppose now that G'_σ is not a tree, i.e., that it has cycles. We will prove that this contradicts Stallings' theorem. First note that the fundamental group of the

surface S'_σ is free. Consider the inner cycles $\alpha_1, \dots, \alpha_n$ in G'_σ oriented in the counter-clockwise direction. Since S_σ is a fiber, it is orientable, hence S'_σ is also orientable and we choose a base point a of $\pi_1(S'_\sigma)$ such that, when seen from above the projecting plane, we see the base point a in the “+” side of S'_σ . Finally, add arcs h_1, \dots, h_n from a to each of the inner cycles above. This gives loops $\beta_i = h_i \alpha_i h_i^{-1}$, based at a . This set of based loops corresponds to a generating set for $\pi_1(S'_\sigma)$. These generators will be denoted by u_1, \dots, u_n .

Since the surface S'_σ is a checkerboard surface, its complement $S^3 - S'_\sigma$ also has a free fundamental group. We now describe a generating set for this group. There are two types of white regions in the projecting plane: one unbounded region and n bounded ones, which correspond to the inner cycles of G'_σ . Let C_0 denote the unbounded white region determined by S'_σ and let A_i denote a white region determined by the inner cycle α_i . Let $\gamma_i \subset S^3 - S'_\sigma$ be a semi-circle with one endpoint in C_0 and the other in A_i , lying under the projecting plane. Let $f : S'_\sigma \rightarrow S^3 - S'_\sigma$ be the function described in Theorem 4. Associated to each region A_i we construct a simple closed curve by connecting the endpoints of the arc γ_i to the point $f(a)$ by straight line segments. Each of these curves is oriented so that, starting at $f(a)$, we move along the line segment connecting $f(a)$ to the endpoint of γ_i in A_i , then move along γ_i to the second endpoint and then back to $f(a)$ through the second line segment. We have built loops with base point $f(a)$ corresponding to a set of generators for $\pi_1(S^3 - S'_\sigma)$. These generators are denoted by x_1, \dots, x_n , according to the label of region they cross.

Let S'^+_σ be the copy of S'_σ in $S^3 - S'_\sigma$ parallel to S'_σ , obtained from S'_σ by pushing it in the “+” direction. This is formally defined by the map $f : S'_\sigma \rightarrow S^3 - S'_\sigma$ described in Theorem 4. The induced map f_* can be described by determining the image of each generator $u_i \in \pi_1(S'_\sigma)$. We write $f_*(u_i)$ as a word on the generators x_1, \dots, x_n , given by the image the loop $\beta_i = h_i \alpha_i h_i^{-1}$:

$$f_*(u_i) = w_{h_i} w_{\alpha_i} w_{h_i}^{-1}$$

where w_{h_i} is the word on the letters x_1, \dots, x_n given by the image of the arcs h_i under the map f . The word w_{α_i} is obtained by the image of the cycle α_i as follows. Suppose that α_i and α_j have a common edge. Vertices are labeled “+” or “-”, depending on the side of the surface they lie. We have two possibilities:

- Case 1. The orientation induced on the edge by α_i is from a “+” vertex to a “-” vertex. In this case we write the letter x_i . (See Figure 10 left.)
- Case 2. The orientation induced on the edge by α_i is from a “-” vertex to a “+” vertex. In this case we write the letter x_j^{-1} . (See Figure 10 right.)



FIGURE 10: Case 1 (left); case 2 (right).

Remark 2. It is important to notice the inner cycle α_i may share an edge with the unbounded region C_0 . If this is the case, in 2 above, we write no letters corresponding to this edge.

Remark 3. Observe that the loops α_i and α_j induce reverse orientations on the edges they share. Therefore, when we write the letters corresponding to the loop α_j , the letter corresponding to this edge is the same letter as α_i , with opposite sign, i.e., either x_i^{-1} or x_j . This is illustrated in Figure 10.

Now we consider the map $\bar{f}_* : H_1(S'_\sigma) \rightarrow H_1(S^3 - S'_\sigma)$ induced on homology by f_* . Denote by $\bar{u}_1, \dots, \bar{u}_n$ the generators of $H_1(S'_\sigma)$, corresponding to the generators of $\pi_1(S'_\sigma)$. The generators of $H_1(S^3 - S'_\sigma)$ are defined similarly and denoted $\bar{x}_1, \dots, \bar{x}_n$.

The map \bar{f}_* is given by a $n \times n$ matrix $\mathcal{A} = [a_{ij}]$, where the i -th column is the vector $\bar{f}(\bar{u}_i) \in H_1(S^3 - S'_\sigma)$. By the description of the map f_* and the remarks above, the matrix \mathcal{A} has the following properties:

- (i) $a_{ii} \geq 2$;
- (ii) $a_{ii} \geq \sum_{j \neq i} |a_{ij}|$
- (iii) $a_{ii} \geq \sum_{j \neq i} |a_{ji}|$

(i) follows from the fact that every inner cycle in G'_σ has at least 4 edges; (ii) and (iii) follow from the fact that, when we go through the cycle α_i , at every other edge we write the letter x_i and at the remaining edges we write one of the other letters x_j or write no letters (as in Remark 3).

To prove that the map f_* is not an isomorphism if G'_σ is not a tree (i.e., has cycles), it suffices to prove the matrix \mathcal{A} is not invertible over \mathbb{Z} . This is straightforward by the following theorem.

Theorem 5. *Let $\mathcal{A} = [a_{ij}]$ be such that $a_{ii} \geq \max(2, \sum_{j \neq i} |a_{ij}|), \forall i \in \{1, \dots, n\}$. If $\det(\mathcal{A}) \neq 0$, then $\det(\mathcal{A}) \geq 2$ and this inequality is sharp.*

Proof. We will prove the theorem by induction on n .

For $n = 1$, $\det(\mathcal{A}) = \det[a_{11}] = a_{11} \geq 2$.

Consider now any $n \in \mathbb{N}$ and suppose that the result is true for $n - 1$.

Suppose $\det(\mathcal{A}) \neq 0$ and let $\mathcal{B} = [b_{ij}] \in M_n(\mathbb{Z})$ be the adjugate matrix of \mathcal{A} . Then $\mathcal{A}\mathcal{B} = (\det \mathcal{A})\mathcal{J}_n$.

If all elements of the column j of \mathcal{B} have the same absolute value b_{jj} , then $\det(\mathcal{A}) = \sum_k a_{kj} b_{ji}$ is a multiple of $b_{jj} \geq 2$.

If not, suppose $|b_{ij}| \geq |b_{kj}|, \forall k \in \{1, \dots, n\}$ and $|b_{ij}| > |b_{kj}|$ for some k . Then

$$\left| \sum_{k=1}^n a_{ik} b_{kj} \right| = \left| a_{ii} b_{ij} + \sum_{k \neq i} a_{ik} b_{kj} \right| \geq |a_{ii} b_{ij}| - \sum_{k \neq i} |a_{ik} b_{kj}| > |a_{ii} b_{ij}| - |a_{ii} b_{ij}| = 0.$$

Since $\mathcal{A}\mathcal{B}$ is a diagonal matrix, then $i = j$. Therefore, $|b_{ii}| > |b_{ki}|, \forall k \neq i$. Furthermore, by the induction hypothesis, $b_{ii} \geq 2$. Hence

$$\begin{aligned} \det(\mathcal{A}) &= \left| \sum_{k=1}^n a_{ik} b_{ki} \right| = \left| a_{ii} b_{ii} + \sum_{k \neq i} a_{ik} b_{ki} \right| \geq |a_{ii} b_{ii}| - \sum_{k \neq i} |a_{ik} b_{ki}| \geq \\ &\geq a_{ii} b_{ii} - a_{ii} (b_{ii} - 1) = a_{ii} \geq 2. \end{aligned}$$

To see that the inequality is sharp, observe that the determinant of the $n \times n$ tridiagonal matrix

$$\mathcal{A} = \begin{bmatrix} 2 & 2 & 0 & 0 & 0 & \cdots & 0 & 0 \\ 1 & 2 & -1 & 0 & 0 & \cdots & 0 & 0 \\ 1 & 0 & 2 & 1 & 0 & \cdots & 0 & 0 \\ 0 & 0 & 1 & 2 & 1 & \cdots & 0 & 0 \\ \vdots & \vdots & \vdots & \vdots & \vdots & \ddots & \vdots & \vdots \\ 0 & 0 & 0 & 0 & 0 & \cdots & 2 & 1 \\ 0 & 0 & 0 & 0 & 0 & \cdots & 1 & 2 \end{bmatrix}$$

is 2, for every $n \in \mathbb{N}$. □

REFERENCES

- [1] D. Futer, Fiber detection for state surfaces, *Algebraic and Geometric Topology* 13 (2013), 2799-2807.
- [2] D. Futer, E. Kalfagianni, J. Purcell, *Guts of Surfaces and the Colored Jones Polynomial*, *Lecture Notes in Mathematics*, 2069 (2013).
- [3] D. Gabai, Detecting fibred links in S^3 , *Comment. Math. Helvetici* 61 (1986), 519-555.
- [4] D. Girão, On the fibration of augmented link complements, *Geometriae Dedicata* 168 (2014), 207-220.
- [5] S. Goodman, G. Tavares, Pretzel-fibered links, *Bol. Soc. Bras. Mat.*, vol 15, n. 1 and 2 (1984), 85-96
- [6] J. Harer, How to construct all fibered knots and links, *Topology* 21 (1982) 263-280.
- [7] K. Murasugi, On a certain subgroup of the group of an alternating link, *Amer. J. of Math.* 85, (1963), 544-550.
- [8] J. Stallings, Constructions of fibred knots and links, *Algebraic and geometric topology (Proc. Sympos. Pure Math., Stanford Univ., Stanford, Calif., 1976), Part 2, Proc. Sympos. Pure Math., XXXII, Amer. Math. Soc., Providence, R.I., 1978, pp. 5560.*

DEPARTMENT OF MATHEMATICS, UNIVERSIDADE FEDERAL DO CEARÁ,
 AV. HUMBERTO MONTE, S/N, CAMPUS DO PICI, BLOCO 914,
 60455-760, FORTALEZA – CE, BRASIL
E-mail address: `dgirao@mat.ufc.br`

CMUC, DEPARTMENT OF MATHEMATICS, UNIVERSITY OF COIMBRA,
 APARTADO 3008 EC SANTA CRUZ, 3001-454 COIMBRA, PORTUGAL
E-mail address: `nogueira@mat.uc.pt`

CMUC, DEPARTMENT OF MATHEMATICS, UNIVERSITY OF COIMBRA,
 APARTADO 3008 EC SANTA CRUZ, 3001-454 COIMBRA, PORTUGAL
E-mail address: `ams@mat.uc.pt`