

Description of $\mathbf{B}(\infty)$ through Kashiwara Embedding for E_6 and E_7 Lie Algebra Types

Jin Hong¹ and Hyeonmi Lee²

¹Department of Mathematical Sciences and Research Institute of Mathematics
Seoul National University, Seoul 08826, Korea

²Department of Mathematics and Research Institute for Natural Sciences
Hanyang University, Seoul 133, Korea

Abstract

We study the crystal base $\mathbf{B}(\infty)$ associated with the negative part of the quantum group for finite simple Lie algebras of types E_6 and E_7 . We present an explicit description of $\mathbf{B}(\infty)$ as the image of a Kashiwara embedding that is in natural correspondence with the tableau description of $\mathbf{B}(\infty)$.

Keywords: crystal base, exceptional simple Lie algebra, marginally large tableau, Kashiwara embedding

1 Introduction

The quantum group $U_q(\mathfrak{g})$ is a q -deformation of the universal enveloping algebra $U(\mathfrak{g})$ for a Lie algebra \mathfrak{g} and the crystal base $\mathbf{B}(\infty)$ presents the bare skeleton structure of its negative part $U_q^-(\mathfrak{g})$. The crystal $\mathbf{B}(\infty)$ has received attention since the very birth of crystal base theory [9, 14] as an integral part of the grand loop argument proving the existence of crystal bases and substantial efforts have been made to give explicit descriptions of the crystal $\mathbf{B}(\infty)$. A variety of tools were used for this purpose and in particular, the works [1, 6, 10, 15] use Kashiwara embedding. This work presents new explicit descriptions of $\mathbf{B}(\infty)$ through the Kashiwara embedding for the E_6 and E_7 types that are in natural correspondence with the tableau description of $\mathbf{B}(\infty)$.

When the irreducible highest weight crystals $\mathbf{B}(\lambda)$ corresponding to certain dominant integral weights λ are gathered together and some careful identifications are made among elements belonging to different crystals, one can give the resulting set of equivalence classes $\bigsqcup_{\lambda} \mathbf{B}(\lambda)/\sim$ a crystal structure induced from those of the $\mathbf{B}(\lambda)$'s. The resulting structure is known to be isomorphic to $\mathbf{B}(\infty)$ as a crystal, and this description of $\mathbf{B}(\infty)$ is valid for all symmetrizable Kac-Moody algebras [11].

The understanding of $\mathbf{B}(\infty)$ as $\bigsqcup_{\lambda} \mathbf{B}(\lambda)/\sim$ can be used to create a more concrete realization of $\mathbf{B}(\infty)$. The work [3] gathered together the Young tableau realizations [8, 12] of the highest weight crystals $\mathbf{B}(\lambda)$, available for the classical and G_2 finite simple Lie algebra types, and then made the appropriate identifications of crystal elements. This resulted in a concrete realization of $\mathbf{B}(\infty)$, when the marginally large tableaux were chosen to represent the equivalence classes. The Young tableau results analogous to [8, 12] do not yet exist for the E_6 , E_7 , E_8 , and F_4 types, but the marginally large tableau realizations of $\mathbf{B}(\infty)$ for these types could still be obtained by [4] after just partially constructing the analogues.

There exists a strict crystal embedding [10]

$$\mathbf{B}(\infty) \hookrightarrow \mathbf{B}(\infty) \otimes \mathbf{B}_{i_m} \otimes \cdots \otimes \mathbf{B}_{i_2} \otimes \mathbf{B}_{i_1}, \quad (1)$$

usually referred to as the Kashiwara embedding, for any sequence $\iota = (i_m, \dots, i_2, i_1)$ of elements from I , the set of simple root indices. Here, the crystals $\mathbf{B}_i = \{b_i(k) \mid k \in \mathbf{Z}\}$, appearing on the right-hand side, are defined for each $i \in I$ and are extremely simple not only as sets, but also in terms of the Kashiwara operator actions. For each of the classical finite simple Lie algebra types, the work [1] fixed an explicit choice of

sequence ι and described the image set of the corresponding Kashiwara embedding. Because the image consists only of elements of the form

$$b_\infty \otimes b_{i_m}(k_m) \otimes \cdots \otimes b_{i_1}(k_1), \quad (2)$$

where b_∞ is the highest weight element of $B(\infty)$, this can be accepted as a simple realization of $B(\infty)$. The essence of describing the image set is in expressing the possible range of integers $(k_j)_{j=1}^m$, and the notion of large tableaux for the classical types, which the work introduced, was an important tool in this description.

The current paper provides results analogous to the descriptions of $B(\infty)$ given by [1] for the E_6 and E_7 types. The choice of sequences ι we use for the two types are such that the image set of the Kashiwara embedding is in natural correspondence with the tableau description of $B(\infty)$ given by [4].

Let us mention two existing results that give explicit descriptions of $B(\infty)$, for the exceptional Lie algebra types. The first is the work [13] giving a description of $B(\infty)$ based on the generalized Gelfand-Tsetlin patterns. The polyhedral realization [6] also gives a description of $B(\infty)$. Their realizations for the E_6 and E_7 types correspond to sequences ι that are different from the ones used in this work.

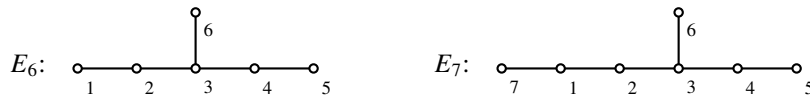
The rest of this paper is organized as follows. In the next section, we recall some previous results and fix the notation to be used in the rest of the paper. In Section 3, we develop our results for the E_6 type, and the E_7 type is discussed in Section 4. The basic crystals that are used as box entries in our tableaux are explicitly given in the appendices.

Acknowledgments Both authors would like to thank the Department of Mathematics at U.C. Davis, where part of this work was performed, for its hospitality. J. Hong was supported by the Basic Science Research Program through the National Research Foundation of Korea (NRF) funded by the Ministry of Science, ICT & Future Planning (NRF-2012R1A1B4003379). H. Lee was supported by the Basic Science Research Program through the National Research Foundation of Korea (NRF) funded by the Ministry of Education, Science and Technology (NRF-2012R1A1A2008392).

2 Preliminaries

In this section, we will recall some basic crystal base theory and the marginally large tableau description of crystal $B(\infty)$. We will not recall all the standard notation used with crystal base theory, but any non-standard ones to be used in this paper will be explained here.

The indexing schemes used in this paper for the E_6 and E_7 type root systems are as follows.



Our later arguments will rely on the following version of the tensor product rule that is suitable for applications to the tensor product of more than two crystals.

Proposition 1 ([10]). *Let B_k ($1 \leq k \leq m$) be crystals with $b_k \in B_k$, and let us set*

$$a_k = \varepsilon_i(b_k) - \sum_{1 \leq v < k} \langle h_i, \text{wt}(b_v) \rangle.$$

Then we have the following.

1. $\tilde{e}_i(b_1 \otimes \cdots \otimes b_m) = b_1 \otimes \cdots \otimes b_{k-1} \otimes \tilde{e}_i b_k \otimes b_{k+1} \otimes \cdots \otimes b_m$, when $a_k > a_v$ for $1 \leq v < k$ and $a_k \geq a_v$ for $k < v \leq m$.
2. $\tilde{f}_i(b_1 \otimes \cdots \otimes b_m) = b_1 \otimes \cdots \otimes b_{k-1} \otimes \tilde{f}_i b_k \otimes b_{k+1} \otimes \cdots \otimes b_m$, when $a_k \geq a_v$ for $1 \leq v < k$ and $a_k > a_v$ for $k < v \leq m$.

The abstract crystal $\mathbf{B}_i = \{b_i(k) \mid k \in \mathbf{Z}\}$ was introduced in [10] for all Kac-Moody Lie algebra types and each simple root index $i \in I$. Its crystal structure is as follows.

$$\begin{aligned} \text{wt}(b_i(k)) &= k\alpha_i, \\ \varphi_i(b_i(k)) &= k, & \varepsilon_i(b_i(k)) &= -k, \\ \varphi_i(b_j(k)) &= -\infty, & \varepsilon_i(b_j(k)) &= -\infty, & \text{for } j \neq i, \\ \tilde{f}_i(b_i(k)) &= b_i(k-1), & \tilde{e}_i(b_i(k)) &= b_i(k+1), \\ \tilde{f}_i(b_j(k)) &= 0, & \tilde{e}_i(b_j(k)) &= 0, & \text{for } j \neq i. \end{aligned}$$

Kashiwara has shown [10] the existence of an injective strict crystal morphism $\mathbf{B}(\infty) \hookrightarrow \mathbf{B}(\infty) \otimes \mathbf{B}_i$ that is uniquely determined by setting $b_\infty \mapsto b_\infty \otimes b_i(0)$, where b_∞ is the highest weight element of $\mathbf{B}(\infty)$. This implies that there exists an injective strict crystal morphism

$$\mathbf{B}(\infty) \hookrightarrow \mathbf{B}(\infty) \otimes \mathbf{B}_{i_m} \otimes \cdots \otimes \mathbf{B}_{i_2} \otimes \mathbf{B}_{i_1}, \quad (3)$$

determined by $b_\infty \mapsto b_\infty \otimes b_{i_m}(0) \otimes \cdots \otimes b_{i_1}(0)$, for any sequence $\iota = (i_k)_{k=1}^m$ of simple root indices. The goal of this work is to give explicit descriptions of $\mathbf{B}(\infty)$ for the types E_6 and E_7 , with specific choices of the sequence ι for each type.

Let us next recall the theory of marginally large tableaux for the exceptional types from [4]. The boxes of a (marginally) large tableau are filled with elements from the basic crystal, which we will denote by \mathbf{C} . We have $\mathbf{C} = \mathbf{B}(\Lambda_1)$ for the E_6 type and $\mathbf{C} = \mathbf{B}(\Lambda_7)$ for the E_7 type. The two crystal graphs are explicitly given in the appendix. The directed graph \mathbf{C} is acyclic and admits a partial order structure. For two elements $c_1, c_2 \in \mathbf{C}$, we will write $c_2 \leftarrow c_1$ if either $c_1 = c_2$ or there exists a directed path from c_1 to c_2 on the directed graph \mathbf{C} .

The rows of a tableau will be numbered from bottom to top, so that the first row of a tableau is its bottom or shortest row. There are separate restrictions on which elements of the basic crystal \mathbf{C} may be placed in the boxes of a (marginally) large tableau for each of its rows. For each row index r , we take \mathbf{C}_r to be the full sub-graph of the directed graph \mathbf{C} whose nodes consist of all basic crystal elements that may appear on the r -th row of a (marginally) large tableau. Specifically, the nodes for these directed graphs are as follows for the E_6 -type tableaux.

$$\begin{aligned} \mathbf{C}_5 &= \mathbf{C} = \mathbf{B}(\Lambda_1) \\ \mathbf{C}_4 &= \{c \in \mathbf{C} \mid \bar{6}1 \leftarrow c \leftarrow \bar{1}2\} \\ \mathbf{C}_3 &= \{c \in \mathbf{C} \mid \bar{4}2 \leftarrow c \leftarrow \bar{2}3\} \\ \mathbf{C}_2 &= \{c \in \mathbf{C} \mid \bar{5}\bar{6}3 \leftarrow c \leftarrow \bar{3}46\} \\ \mathbf{C}_1 &= \{\bar{5}6, \bar{4}56\} \end{aligned} \quad (4)$$

However, we emphasize that each \mathbf{C}_r is to be treated as a directed graph that inherits the arrows and also the partial order relation \leftarrow from \mathbf{C} . These directed graphs are fully illustrated in Appendix A.1.

For the E_7 -type tableaux, the basic crystal elements that are allowed in each row are as follows.

$$\begin{aligned} \mathbf{C}_6 &= \mathbf{C} = \mathbf{B}(\Lambda_7) \\ \mathbf{C}_5 &= \{c \in \mathbf{C} \mid \bar{5}7 \leftarrow c \leftarrow \bar{7}1\} \\ \mathbf{C}_4 &= \{c \in \mathbf{C} \mid \bar{6}1 \leftarrow c \leftarrow \bar{1}2\} \\ \mathbf{C}_3 &= \{c \in \mathbf{C} \mid \bar{4}2 \leftarrow c \leftarrow \bar{2}3\} \\ \mathbf{C}_2 &= \{c \in \mathbf{C} \mid \bar{5}\bar{6}3 \leftarrow c \leftarrow \bar{3}46\} \\ \mathbf{C}_1 &= \{\bar{5}6, \bar{4}56\} \end{aligned} \quad (5)$$

The directed graphs \mathbf{C}_5 and \mathbf{C}_6 for the E_7 type are illustrated in Appendix A.2. Note that our indexing scheme for the E_6 and E_7 root systems and the labeling given to elements of the basic crystal \mathbf{C} for the two types are such that the directed graphs $\mathbf{C}_1, \mathbf{C}_2, \mathbf{C}_3$, and \mathbf{C}_4 are shared by the E_6 and E_7 types and the directed graphs \mathbf{C}_5 for the two types are very similar.

One can easily observe that each directed graph C_r for both the E_6 and E_7 types has a unique source node and a unique sink node. It is also easy to check that, for each node $c \in C_r$, every directed path from the source node of C_r to c has the same length and that the same can be stated of directed paths from c to the sink node of C_r . We will refer to these directed path lengths as the *distance* from the source node to node c and the *distance* from node c to the sink node.

A tableau T is *large* (for the E_6 or E_7 types) if it satisfies the following conditions, for each possible row index r .

1. Each box on the r -th row of T is filled with a node from C_r .
2. The number of boxes on the r -th row of T labeled by the source node of C_r is greater than the total number of boxes on its immediate lower row. In particular, at least r boxes on the r -th row of T contain the source node of C_r .
3. The basic crystal elements that appear on the r -th row of T can be placed on a directed path that joins the source node to the sink node of C_r . In other words, the set of elements appearing on a row of T is totally ordered with respect to the partial order $\leftarrow\sim$ on C_r .
4. The elements on a row of T , read from left to right, follow the order of these elements on the directed path that was just mentioned. In other words, the positional order of the elements within each row respects the order $\leftarrow\sim$. In particular, the r -th row left-end box of T is always filled with the source node of C_r .

A large tableau is *marginally large*, if

- 2' The number of boxes on the r -th row of T labeled by the source node of C_r is greater than the total number of boxes on its immediate lower row by exactly one.

The two definitions given above are equivalent to those given by [4].

The set of all marginally large tableaux is denoted by $T(\infty)$ and has a crystal structure. The Kashiwara operators act on a marginally large tableau in mostly the same way as they would act on a normal tableau, i.e., through an *admissible reading* of a tableau followed by an application of the tensor product rule and reassembly into a tableau. However, sometimes a certain column, consisting only of source nodes, may have to be added or removed to make the resulting reassembled tableau marginally large. We refer the reader to [4] for the full crystal structure. This paper relies heavily on the following results.

Proposition 2 ([4]). *The crystal $T(\infty)$ is isomorphic to the crystal $B(\infty)$.*

It will be convenient to have the symbol C_r° denote a set that lacks just the single source node from C_r . The sets are

$$\begin{aligned} C_5^\circ &= C_5 \setminus \{1\}, & C_4^\circ &= C_4 \setminus \{\bar{1}2\}, & C_3^\circ &= C_3 \setminus \{\bar{2}3\}, \\ C_2^\circ &= C_2 \setminus \{\bar{3}46\}, & \text{and } C_1^\circ &= C_1 \setminus \{\bar{4}56\}, \end{aligned} \quad (6)$$

for the E_6 type and

$$\begin{aligned} C_6^\circ &= C_6 \setminus \{7\}, & C_5^\circ &= C_5 \setminus \{\bar{7}1\}, & C_4^\circ &= C_4 \setminus \{\bar{1}2\}, & C_3^\circ &= C_3 \setminus \{\bar{2}3\}, \\ C_2^\circ &= C_2 \setminus \{\bar{3}46\}, & \text{and } C_1^\circ &= C_1 \setminus \{\bar{4}56\}, \end{aligned} \quad (7)$$

for the E_7 type. As with C_r , these should be treated as directed graphs that inherit all possible arrows and the partial order $\leftarrow\sim$ from C .

We will require further notation for an even smaller sub-structures of C_r given by

$$\bar{C}_r = \{c \in C_r \mid c \text{ has in-degree } 1\}. \quad (8)$$

We caution the reader that, for each $C_r \neq C$, the source node of C_r is of in-degree 1 in C , but does not belong to \bar{C}_r , because it is of in-degree 0 in C_r . The nodes for \bar{C}_r form a subset of the nodes for C_r° . The

directed graph structure of \bar{C}_r will not be important to us, but we will still need its partial order \leftarrow , inherited from that of C or C_r . For the E_6 -type, the nodes of \bar{C}_r may be listed explicitly as

$$\begin{aligned}\bar{C}_5 &= \left\{ \bar{5}, \bar{45}, \bar{34}, \bar{26}, \bar{61}, \bar{316}, \bar{42}, \bar{15}, \bar{215}, \bar{325}, \bar{56}, \bar{456}, \right. \\ &\quad \left. \bar{64}, \bar{346}, \bar{23}, \bar{12} \right\}, \\ \bar{C}_4 &= \{\bar{61}, \bar{316}, \bar{42}, \bar{215}, \bar{325}, \bar{56}, \bar{456}, \bar{64}, \bar{346}, \bar{23}\}, \\ \bar{C}_3 &= \{\bar{42}, \bar{325}, \bar{56}, \bar{456}, \bar{64}, \bar{346}\}, \\ \bar{C}_2 &= \{\bar{56}, \bar{456}, \bar{64}\}, \\ \bar{C}_1 &= \{\bar{56}\}.\end{aligned}\tag{9}$$

For the E_7 -type, we have

$$\begin{aligned}\bar{C}_6 &= \left\{ \bar{7}, \bar{17}, \bar{21}, \bar{32}, \bar{46}, \bar{65}, \bar{356}, \bar{24}, \bar{57}, \bar{457}, \bar{16}, \bar{347}, \bar{267}, \bar{61}, \right. \\ &\quad \left. \bar{316}, \bar{75}, \bar{157}, \bar{42}, \bar{215}, \bar{325}, \bar{56}, \bar{64}, \bar{456}, \bar{346}, \bar{23}, \bar{12}, \bar{71} \right\}, \\ \bar{C}_5 &= \left\{ \bar{57}, \bar{457}, \bar{347}, \bar{267}, \bar{61}, \bar{316}, \bar{42}, \bar{157}, \bar{215}, \bar{325}, \bar{56}, \bar{456}, \right. \\ &\quad \left. \bar{64}, \bar{346}, \bar{23}, \bar{12} \right\},\end{aligned}\tag{10}$$

and the rest of the sets, \bar{C}_4 , \bar{C}_3 , \bar{C}_2 , and \bar{C}_1 , are identical to their corresponding E_6 -type sets. These are the circled nodes appearing in the directed graphs given in the appendix.

Given a (marginally) large tableau T , for each row index r and $c \in C_r^\circ$, we define

$$t_{r,c} = \left(\begin{array}{l} \text{the number of boxes appearing on the } r\text{-th row of } T \\ \text{containing } x \in C_r \text{ such that } x \leftarrow c \end{array} \right).\tag{11}$$

This definition appeared previously in [5] for the classical Lie algebra types, with the small extension that set $t_{r,c}$ to infinity for the source node c of C_r . If $c \in C_r$ appears in one of the boxes on the r -th row of T , then $t_{r,c}$ is the number of all boxes containing c and all the boxes appearing to their right. We take the disjoint union

$$C_\square^\circ = \bigsqcup_{r=\text{all rows}} C_r^\circ\tag{12}$$

and set

$$t_c = t_{r,c},\tag{13}$$

for each $c \in C_r^\circ \subset C_\square^\circ$. The symbols $t_{r,c}$ and t_c will be used interchangeably. The collection of non-negative integers

$$(t_c)_{c \in C_\square^\circ} = (t_{r,c})_{r=\text{all rows}, c \in C_r^\circ}\tag{14}$$

will be referred to as the set of *accumulated box counts* for a tableau.

For a row index r and $c \in C_r$, we will use $\# \boxed{c}_r$ to denote the number of times c appear in the boxes on the r -th row of a tableau.

3 Description of $B(\infty)$ through Kashiwara Embedding for Type- E_6

Before working with the Kashiwara embedding, we will study some properties of $T(\infty)$, the marginally large tableau realization of $B(\infty)$. It is rather easy to reconstruct a marginally large tableau T from its full set of accumulated box counts $(t_c)_{c \in C_\square^\circ}$. For example, referring to the directed graph C_3 , as given by Appendix A.1, one can devise the following steps that recursively reveals the number of boxes containing

each crystal element that should appear on the third row of T .

$$\begin{aligned}
\# \boxed{42}_3 &= t_{3,42} \\
\# \boxed{\bar{3}\bar{5}24}_3 &= t_{3,\bar{3}\bar{5}24} - t_{3,42} \\
\# \boxed{\bar{5}\bar{6}3}_3 &= t_{3,\bar{5}\bar{6}3} - t_{3,\bar{3}\bar{5}24} \\
\# \boxed{\bar{3}25}_3 &= t_{3,\bar{3}25} - t_{3,\bar{3}\bar{5}24} \\
\# \boxed{\bar{5}6}_3 &= t_{3,\bar{5}6} - t_{3,\bar{5}\bar{6}3} \\
\# \boxed{\bar{4}\bar{6}35}_3 &= t_{3,\bar{4}\bar{6}35} - t_{3,\bar{3}25} - \# \boxed{\bar{5}\bar{6}3}_3 \\
\# \boxed{\bar{4}56}_3 &= t_{3,\bar{4}56} - t_{3,\bar{4}\bar{6}35} - \# \boxed{\bar{5}6}_3 \\
\# \boxed{\bar{6}4}_3 &= t_{3,\bar{6}4} - t_{3,\bar{4}\bar{6}35} \\
\# \boxed{\bar{3}46}_3 &= t_{3,\bar{3}46} - t_{3,\bar{4}56} - \# \boxed{\bar{6}4}_3
\end{aligned} \tag{15}$$

The missing count $\# \boxed{23}_3$ for the leftmost box of the third row can be recovered from the condition for the tableau to be *marginally* large, once the tableau's first and second rows are ready.

This shows that a full set of accumulated box counts *uniquely* determines the original marginally large tableau, but the next lemma implies that not all of the accumulated box counts are required.

Lemma 3. *Let $(t_c)_{c \in \mathbb{C}_\square^\circ}$ be the set of accumulated box counts for a (marginally) large tableau. If c_0 , c_1 , and c_2 ($c_1 \neq c_2$) are nodes of the directed graph $\mathbb{C}_r^\circ \subset \mathbb{C}_\square^\circ$ that are connected by (single-hop) arrows $c_0 \leftarrow c_1$ and $c_0 \leftarrow c_2$, then $t_{c_0} = \min(t_{c_1}, t_{c_2})$.*

Proof. Let us consider the sets $G_k = \{x \in \mathbb{C}_r \mid x \leftarrow c_k\}$ ($k = 0, 1, 2$). We can check from the directed graphs of Appendix A.1 that the partial order structure on \mathbb{C}_r is such that $G_1 \cap G_2 = G_0$. In particular, we have $G_1 \setminus G_2 = G_1 \setminus G_0$ and $G_2 \setminus G_1 = G_2 \setminus G_0$.

The assumption $x_1 \leftarrow x_2$ for a pair of elements $x_1 \in G_1 \setminus G_2$ and $x_2 \in G_2 \setminus G_1$ implies $x_1 \leftarrow x_2 \leftarrow c_2$ and the contradiction $x_1 \in G_2$, so that no pair of elements from $G_1 \setminus G_0$ and $G_2 \setminus G_0$ can be on the same directed path of \mathbb{C}_r . In other words, the r -th row of a large tableau T cannot contain elements from both $G_1 \setminus G_0$ and $G_2 \setminus G_0$ at the same time.

Since $G_0 \subset G_1$ and $G_0 \subset G_2$, if the r -th row of T contains no element of $G_1 \setminus G_0$, then we must have $t_{c_1} = t_{c_0} \leq t_{c_2}$. We must similarly have $t_{c_2} = t_{c_0} \leq t_{c_1}$, when T contains no elements of $G_2 \setminus G_0$. In both cases, we have $t_{c_0} = \min(t_{c_1}, t_{c_2})$. \square

Let us collect the properties we know of the set of accumulated box counts into a definition.

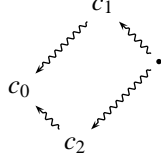
Definition 4. For each row index r , let \mathbb{C}'_r be a full sub-graph of the directed graph \mathbb{C}_r° . Each \mathbb{C}'_r inherits the partial order \leftarrow from \mathbb{C}_r . A set of non-negative integers $(s_c)_{c \in \sqcup_r \mathbb{C}'_r}$ is *path-consistent*, if we have

1. $s_{c_1} \leq s_{c_2}$ for every $c_1, c_2 \in \mathbb{C}'_r \subset \sqcup_r \mathbb{C}'_r$ such that $c_1 \leftarrow c_2$ and
2. $s_c = \min(s_{c_1}, s_{c_2})$ for every $c, c_1, c_2 \in \mathbb{C}'_r \subset \sqcup_r \mathbb{C}'_r$ ($c_1 \neq c_2$) that are connected by (single-hop) arrows $c \leftarrow c_1$ and $c \leftarrow c_2$.

It is clear from Lemma 3 that any set of accumulated box counts for a large tableau is path-consistent, and we will soon show that it also works the other way around. The term path-consistent is a reflection of the condition which requires the set of box labels appearing in the r -th row of a large tableau to reside on a directed path of \mathbb{C}_r .

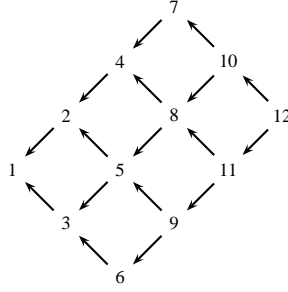
Lemma 5. *Let $\mathbf{s} = (s_c)_{c \in \mathbb{C}_\square^\circ}$ be a path-consistent set of non-negative integers, and let $c_1, c_2 \in \mathbb{C}_r^\circ$ be two nodes that cannot be placed on a directed path of \mathbb{C}_r , i.e., they satisfy neither $c_1 \leftarrow c_2$ nor $c_2 \leftarrow c_1$. Set $G_1 = \{x \in \mathbb{C}_r^\circ \mid x \leftarrow c_1\}$ and $G_2 = \{x \in \mathbb{C}_r^\circ \mid x \leftarrow c_2\}$. Then, we have $G_1 \cap G_2 = \{x \in \mathbb{C}_r^\circ \mid x \leftarrow c_0\}$ for some node $c_0 \in \mathbb{C}_r^\circ$. Furthermore, for this c_0 , we have $s_{c_0} = \min(s_{c_1}, s_{c_2})$.*

Proof. Referencing the directed graphs C_r° from Appendix A.1, one can easily check that it is always possible to locate a *rectangle* of the form



from within C_r° , for any pair of c_1 and c_2 having the assumed properties. This observation and the layout of the graphs make the first claim evident. It only remains to show that $s_{c_0} = \min(s_{c_1}, s_{c_2})$ holds for the c_0 found at the corner of the rectangle.

Let us consider the following directed graph of rectangle shape and assume that $(s_k)_{k=1}^{12}$ is a set of non-negative integers, labeled by their twelve nodes, that satisfies the two conditions of Definition 4, with the indices suitably adjusted to fit the current situation.



Then, it is easy to check that

$$\begin{aligned}
 s_1 &= \min(s_2, s_3) \\
 &= \min(\min(s_4, s_5), \min(s_5, s_6)) = \min(s_4, s_5, s_6) \\
 &= \min(\min(s_7, s_8), \min(s_8, s_9), s_6) = \min(s_7, s_8, s_9, s_6) \\
 &= \min(s_7, \min(s_{10}, s_{11}), s_9, s_6) = \min(s_7, s_{10}, s_{11}, s_9, s_6) \\
 &= \min(s_7, s_6).
 \end{aligned}$$

Here, the final equality follows from the inequalities $s_7 \leq s_{10}$ and $s_6 \leq s_9 \leq s_{11}$ implied by the first condition of Definition 4. The two nodes on the final line, namely, 6 and 7, are two vertices of the rectangle that are facing each other.

Note that the rectangle that we previously located within C_r , which takes c_1 , c_2 , and c_0 as three of its vertices, has none of its *internal* arrows missing. The above argument is general enough to be applicable to this rectangle. \square

The conclusions of this lemma apply to any full set of accumulated box counts for a large tableau, since it is path-consistent by Lemma 3. We can now show that every path-consistent full set of non-negative integers appears as the set of accumulated box counts for some tableau.

Lemma 6. *The set of accumulated box counts $(t_c)_{c \in C_\square^\circ}$ for a (marginally) large tableau T is path-consistent. Conversely, given any path-consistent set of non-negative integers $\mathbf{s} = (s_c)_{c \in C_\square^\circ}$, there exists a unique marginally large tableau whose set of accumulated box counts is \mathbf{s} .*

Proof. The first claim follows from the definition for a large tableau and Lemma 3, and we have already discussed the uniqueness appearing in the second claim. It suffices to show that every path-consistent set of non-negative integers indexed by C_\square° is the set of accumulated box counts for some marginally large tableau.

Let us first proceed as with the example (15) and generate a set of numbers $\mathbf{n} = (n_c)_{c \in C_\square^\circ}$, which could be interpreted as the (non-accumulated) box counts for a large tableau. For each row index r , one starts from the sink node of the directed graph C_r by setting $n_{\text{sink node}} = s_{\text{sink node}}$ and works inductively. Once n_c

has been computed for all $c \in \mathbb{C}_r^\circ$ that are at a certain distance k to the sink node, one treats the nodes that are at distance $k + 1$ to the sink node. More precisely, we set

$$n_c = s_c - \sum_{x \rightsquigarrow c, x \neq c} n_x$$

on every occasion for each $c \in \mathbb{C}_r^\circ$. The order in which this operation is carried out among nodes that are at equal distance to the sink node is clearly irrelevant.

By construction, the *accumulated counts* for the \mathbf{n} generated in this manner will be \mathbf{s} . That is, we will have

$$s_c = \sum_{x \rightsquigarrow c} n_x,$$

for every $c \in \mathbb{C}_r^\circ$. However, it is not yet clear if all the non-zero n_c 's can be placed on a directed path that connects the source node to the sink node of \mathbb{C}_r , or even if the integers n_c are non-negative. Let us show that these two properties hold through an induction on the distance to the sink node of \mathbb{C}_r° .

Our induction hypothesis is that the set of n_c 's with the node c restricted to those that are at most distance k to the sink node of \mathbb{C}_r° are non-negative and that the collection of the nodes corresponding to the non-zero n_c 's satisfies the on-a-path requirement.

Let c be at distance $k + 1$ to the sink node of \mathbb{C}_r° . If $c_1 \leftarrow c$ is the only arrow leaving from c , then we know from the way n_c was computed that

$$n_c = s_c - s_{c_1}.$$

If there are two arrows $c_1 \leftarrow c$ and $c_2 \leftarrow c$ leaving from c , since our induction hypothesis ensures that the nodes c_1 and c_2 reside in the region satisfying the on-a-path condition, we can follow the arguments given in the proof of Lemma 3 to state

$$n_c = s_c - \max(s_{c_1}, s_{c_2}).$$

Both of these right-hand side values must be non-negative integers by the first condition of Definition 4, so that all integers n_c at up to distance $k + 1$ to the sink node of \mathbb{C}_r° must be non-negative.

Now, suppose we have two positive integers n_{c_1} and n_{c_2} for some c_1 and c_2 that lie within distance $k + 1$ to the sink of \mathbb{C}_r° , and let us assume that the two cannot be placed on a directed path of \mathbb{C}_r . Setting $G_1 = \{x \in \mathbb{C}_r^\circ \mid x \rightsquigarrow c_1\}$ and $G_2 = \{x \in \mathbb{C}_r^\circ \mid x \rightsquigarrow c_2\}$, we know from Lemma 5 that $G_1 \cap G_2 = \{x \in \mathbb{C}_r^\circ \mid x \rightsquigarrow c_0\}$, for some node $c_0 \in \mathbb{C}_r^\circ$, and that $s_{c_0} = \min(s_{c_1}, s_{c_2})$. However, since both n_{c_1} and n_{c_2} were chosen to be positive, $s_{c_0} = \sum_{x \rightsquigarrow c_0} n_x$ must be strictly smaller than both s_{c_1} and s_{c_2} . This contradiction completes our induction step.

Thus, we have obtained a set of non-negative integers $\mathbf{n} = (n_c)_{c \in \mathbb{C}_r^\circ}$ having properties that allow it to be interpreted as the set of (non-accumulated) box counts for a large tableau. As was with the example (15), the missing counts for the leftmost boxes on each tableau row, i.e., the boxes labeled by the source node of \mathbb{C}_r , may be determined from the condition for the tableau to be *marginally large*. \square

The combination of Lemma 3 and Lemma 6 results in a more compact description of a marginally large tableau in terms of its accumulated box counts. We introduce another index set

$$\bar{\mathbb{C}}_\square = \bigsqcup_{r=\text{all rows}} \bar{\mathbb{C}}_r \tag{16}$$

that is similar to (12).

Proposition 7. *The reduced set of accumulated box counts $\bar{\mathbf{t}} = (t_c)_{c \in \bar{\mathbb{C}}_\square}$ for a (marginally) large tableau is path-consistent. Conversely, given any path-consistent set of non-negative integers $\bar{\mathbf{s}} = (s_c)_{c \in \bar{\mathbb{C}}_\square}$, there exists a unique marginally large tableau whose reduced set of accumulated box counts is $\bar{\mathbf{s}}$.*

Proof. The first claim follows trivially from the first claim of Lemma 6, since $\bar{\mathbb{C}}_\square \subset \mathbb{C}_\square^\circ$. To prove the second claim, it suffices to show that $\bar{\mathbf{s}}$ can be extended uniquely to a set of non-negative integers $\mathbf{s} = (s_c)_{c \in \mathbb{C}_\square^\circ}$ that is also path-consistent, as the extended \mathbf{s} may be connected to a unique marginally large tableau through Lemma 6.

Since every node of $\mathcal{C}_\sqcup^\circ \setminus \bar{\mathcal{C}}_\sqcup$ has in-degree 2, there can be at most one approach to the extension, if the second condition of Definition 4 is to be satisfied by the result. For each row index r , one starts from the node(s) at distance 1 from the source node of \mathcal{C}_r and works inductively on the distance from the source node to obtain a full set of integers \mathbf{s} indexed by \mathcal{C}_\sqcup° . Note that all the nodes at distance 1 from the source node belong to $\bar{\mathcal{C}}_\sqcup$, so that the base case is ready. When the s_c values for every c at distance k from the source node are ready, one adds in every missing s_c value through the $s_c = \min(s_{c_1}, s_{c_2})$ rule for c at distance $k+1$ from the source node. It is clear that the fully extended \mathbf{s} consists of non-negative integers, but it remains to check whether \mathbf{s} satisfies the two conditions of Definition 4.

Dealing with the second condition of Definition 4 is easier. The addition of each s_c is made to automatically satisfy the second condition in relation to the parent nodes of c . In the other direction, at the time when s_c is being added, every node c_1 that is further away from the source node than c with a s_{c_1} value already assigned to it belongs to $\bar{\mathcal{C}}_\sqcup$ and has an in-degree of 1, so the second condition is vacuous in relation to these nodes.

Let us now deal with the first condition of Definition 4. We assume a path-consistent set of non-negative integers $(s_c)_{c \in \mathcal{C}'_r}$ and suppose that we are adding one more s_c value to this set through an application of the second condition of Definition 4. That is, we assume that there are arrows $c \leftarrow c_1$ and $c \leftarrow c_2$, for some $c \notin \mathcal{C}'_r$ and $c_1, c_2 \in \mathcal{C}'_r$, and set

$$s_c = \min(s_{c_1}, s_{c_2}).$$

Since the only in-bound arrows for c are from c_1 and c_2 , if $c \leftarrow x$ for some $x \in \mathcal{C}'_r$, then we must have either $c_1 \leftarrow x$ or $c_2 \leftarrow x$. This implies either $s_c \leq s_{c_1} \leq s_x$ or $s_c \leq s_{c_2} \leq s_x$, so that $s_c \leq s_x$. In the opposite direction, if $x \leftarrow c$ for some $x \in \mathcal{C}'_r$, then we have both $x \leftarrow c_1$ and $x \leftarrow c_2$, so that $s_x \leq s_{c_1}$ and $s_x \leq s_{c_2}$. Hence, we must have $s_x \leq \min(s_{c_1}, s_{c_2}) = s_c$, and this completes the proof. \square

Since $\bar{\mathcal{C}}_r$ consists of the in-degree 1 nodes from \mathcal{C}_r , the second condition of Definition 4 is vacuous on $\bar{\mathcal{C}}_r$. In other words, the notation of being path-consistent is very simple for a set of non-negative integers indexed by $\bar{\mathcal{C}}_\sqcup$.

Remark 8. A set of non-negative integers $(s_c)_{\bar{\mathcal{C}}_\sqcup}$ is path-consistent if and only if we have $s_{c_1} \leq s_{c_2}$ for every $c_1, c_2 \in \bar{\mathcal{C}}_r \subset \bar{\mathcal{C}}_\sqcup$ such that $c_1 \leftarrow c_2$.

Recall from Proposition 2 that $\mathbb{T}(\infty)$, the set of all marginally large tableaux, is a realization of the crystal $\mathbb{B}(\infty)$. Proposition 7 provides an explicit bijection between $\mathbb{T}(\infty)$ and the set

$$\left\{ (s_c)_{c \in \bar{\mathcal{C}}_\sqcup} \in \prod_{c \in \bar{\mathcal{C}}_\sqcup} \mathbf{Z} \left| \begin{array}{l} \text{(a) } s_c \geq 0 \text{ for every } c \in \bar{\mathcal{C}}_\sqcup; \\ \text{(b) } s_{c_1} \leq s_{c_2} \text{ for every } c_1, c_2 \in \bar{\mathcal{C}}_r \subset \bar{\mathcal{C}}_\sqcup \\ \text{such that } c_1 \leftarrow c_2 \end{array} \right. \right\}, \quad (17)$$

which could potentially be easier to handle than $\mathbb{T}(\infty)$. Our next goal is to interpret the set (17) as a crystal so that the bijection becomes a crystal isomorphism.

Noting that the abstract crystal \mathbb{B}_i , explained in Section 2, is identical \mathbf{Z} as a set, we wish to essentially replace the $\prod_{c \in \bar{\mathcal{C}}_\sqcup} \mathbf{Z}$ of (17) with something that could be expressed as $\bigotimes_{c \in \bar{\mathcal{C}}_\sqcup} \mathbb{B}_c$, where each \mathbb{B}_c is set to one of the \mathbb{B}_i 's. However, since the tensor product rule for abstract crystals is not symmetric on the two components and the index set $\bar{\mathcal{C}}_\sqcup$ is not linearly ordered, such an expression is ambiguous. Below, we will clarify the meaning of $\bigotimes_{c \in \bar{\mathcal{C}}_\sqcup} \mathbb{B}_c$ by first describing the object we wish to represent with this expression and then connecting the object with the tensor product indexed by $\bar{\mathcal{C}}_\sqcup$.

Consider any directed path on the E_6 -type directed graph \mathcal{C}_5 that connects its unique source node to its unique sink node. This is a sequence of arrow colors $i \in I$, and it can readily be understood to be a tensor product of the corresponding \mathbb{B}_i 's. More precisely, given a source-to-sink directed path

$$\mathbf{p}_5 = (\bar{5} \xleftarrow{i_{16}} \cdots \cdots \xleftarrow{i_2} \xleftarrow{i_1} 1) \quad (18)$$

on the E_6 -type \mathcal{C}_5 , we consider the tensor product of abstract crystals

$$\mathbf{K}_{\mathbf{p}_5} = \mathbb{B}_{i_{16}} \otimes \cdots \otimes \mathbb{B}_{i_2} \otimes \mathbb{B}_{i_1}. \quad (19)$$

For example, given the source-to-sink directed path on \mathcal{C}_5

$$\mathbf{u} = (\bar{5} \xleftarrow{5} \xleftarrow{4} \xleftarrow{3} \xleftarrow{2} \xleftarrow{1} \xleftarrow{6} \xleftarrow{3} \xleftarrow{2} \xleftarrow{4} \xleftarrow{3} \xleftarrow{6} \xleftarrow{5} \xleftarrow{4} \xleftarrow{3} \xleftarrow{2} \xleftarrow{1} 1), \quad (20)$$

we set

$$K_{\mathbf{u}} = \begin{array}{c} B_5 \otimes B_4 \otimes B_3 \otimes B_2 \otimes B_1 \otimes B_6 \otimes B_3 \otimes B_2 \\ \otimes B_4 \otimes B_3 \otimes B_6 \otimes B_5 \otimes B_4 \otimes B_3 \otimes B_2 \otimes B_1, \end{array} \quad (21)$$

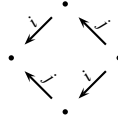
and for the source-to-sink directed path

$$\mathbf{v} = (\bar{5} \xleftarrow{5} \xleftarrow{4} \xleftarrow{3} \xleftarrow{6} \xleftarrow{2} \xleftarrow{3} \xleftarrow{4} \xleftarrow{5} \xleftarrow{1} \xleftarrow{2} \xleftarrow{3} \xleftarrow{4} \xleftarrow{6} \xleftarrow{3} \xleftarrow{2} \xleftarrow{1} 1), \quad (22)$$

we take

$$K_{\mathbf{v}} = \begin{array}{c} B_5 \otimes B_4 \otimes B_3 \otimes B_6 \otimes B_2 \otimes B_3 \otimes B_4 \otimes B_5 \\ \otimes B_1 \otimes B_2 \otimes B_3 \otimes B_4 \otimes B_6 \otimes B_3 \otimes B_2 \otimes B_1. \end{array} \quad (23)$$

Now, notice that for every commutative box



that appears within C_5 , the nodes for the colors i and j are not connected in our Dynkin diagram for type E_6 , so that we have a trivial isomorphism $B_i \otimes B_j \cong B_j \otimes B_i$ of crystals. In other words, the structure of $K_{\mathbf{p}_5}$ does not depend on \mathbf{p}_5 , as long as it is chosen to be a source-to-sink directed path on C_5 , and, furthermore, the isomorphisms between the different crystals $C_{\mathbf{p}_5}$ are trivial reordering of the components. Based on this observation, we can set K_5 to the common crystal structure of the $K_{\mathbf{p}_5}$'s that correspond to source-to-sink directed paths \mathbf{p}_5 on C_5 .

The above argument can be repeated for any row index r . Each directed graph C_r has a unique source node and a unique sink node. Each source-to-sink directed path \mathbf{p}_r on C_r defines a crystal $K_{\mathbf{p}_r}$. The crystals $K_{\mathbf{p}_r}$ defined using different \mathbf{p}_r are trivially isomorphic to each other, and we let

$$K_r = \left(\begin{array}{c} \text{the common crystal structure of } K_{\mathbf{p}_r} \text{ associated with} \\ \text{source-to-sink directed paths } \mathbf{p}_r \text{ on } C_r \end{array} \right). \quad (24)$$

We can now state that the crystal structure we wish to represent with $\bigotimes_{c \in \bar{C}_5} B_c$ is

$$K = K_5 \otimes K_4 \otimes K_3 \otimes K_2 \otimes K_1. \quad (25)$$

Let us next connect the crystal K to the expression $\bigotimes_{c \in \bar{C}_5} B_c$. Referring to the E_6 -type directed graph C_5 , as given by the first diagram of Appendix A.1, one can form a natural grouping of the arrows based on their colors and arrangements. For example, there are six 1-arrows in C_5 , and five of these that are side by side to each other can be grouped together and we can let the single 1-arrow at the right end form a separate group by itself. We can similarly see the six 2-arrows separated into three groups. The two leftmost 2-arrows that lie side by side form one group, the three 2-arrows gathered near the center form another group, and the single 2-arrow at the right forms a solo-group. There are four 3-arrow groups, three 4-arrow groups, two 5-arrow groups, and two 6-arrow groups. In all, we can partition the set of all arrows appearing in C_5 into 16 separate groups of arrows.

Recall that the circled elements in the first diagram of Appendix A.1 are the nodes of \bar{C}_5 . For each group of arrows, there is precisely one element of \bar{C}_5 that is positioned at the head of one of the arrows. For example, $\bar{1}5$ is the only circled node that receives an arrow belonging the aforementioned group of five 1-arrows, and a circled $\bar{1}2$ is found at the head of the other 1-arrow solo-group. Similarly, $\bar{2}6$, $\bar{2}15$, and $\bar{2}3$ are the three elements of \bar{C}_5 corresponding to the three 2-arrow groups of sizes two, three, and one, respectively.

We have thus explained that there is a natural partition of the arrows appearing in the directed graph C_5 and that the groups of arrows are in one-to-one correspondence with elements of \bar{C}_5 . Now, it is clear that any source-to-sink directed path on C_5 will pass through each and every group of arrows precisely once. In fact, this property could have been used to *define* the proper grouping of arrows in a compact manner. Gathering what we have discussed so far, we can understand the expression $\bigotimes_{c \in \bar{C}_r} B_c$ as the common crystal structure K_r of the $K_{\mathbf{p}_r}$'s and understand $\bigotimes_{c \in \bar{C}_5} B_c$ as expressing K .

The notation $\bigotimes_{c \in \bar{C}_\sqcup} B_c$ is such that each B_c always refers to the same B_i ($i \in I$), and we can explicitly list them as

$$\begin{aligned} B_{\bar{5}} &= B_5, & B_{\bar{4}5} &= B_4, & B_{\bar{3}4} &= B_3, & B_{\bar{2}6} &= B_2, & B_{\bar{6}1} &= B_6, & B_{\bar{3}16} &= B_3, \\ B_{\bar{4}2} &= B_4, & B_{\bar{1}5} &= B_1, & B_{\bar{2}15} &= B_2, & B_{\bar{3}25} &= B_3, & B_{\bar{5}6} &= B_5, & B_{\bar{4}56} &= B_4, \\ B_{\bar{6}4} &= B_6, & B_{\bar{3}46} &= B_3, & B_{\bar{2}3} &= B_2, & B_{\bar{1}2} &= B_1, \end{aligned} \quad (26)$$

for the E_6 type. However, the expression $\bigotimes_{c \in \bar{C}_\sqcup} B_c$ is meant to convey more structure or positional order among the tensor components than is afforded by this simple correspondence. For example, the component $B_{\bar{5}6}$ of $\bigotimes_{c \in \bar{C}_\sqcup} B_c$ refers to the 12-th component of (21) and the 8-th component of (23), and these should not be confused with the first components of (21) and (23), even though they also happen to be B_5 ($5 \in I$).

The whole purpose of developing the expression $\bigotimes_{c \in \bar{C}_\sqcup} B_c$, rather than forcing a trivial sequential indexing scheme onto the lowest level tensor product components of $K_{p_5} \otimes \cdots \otimes K_{p_1}$, was to be able to access each component of K through the indices $c \in \bar{C}_\sqcup$ in a natural manner. We can now express the general element of $K = \bigotimes_{c \in \bar{C}_\sqcup} B_c$ as $\otimes_{c \in \bar{C}_\sqcup} b(-s_c)$ or $\otimes_c b(-s_c)$, without explicitly writing down all the tensor product components in some clear order. Note that we are omitting the color subscript $i \in I$ from what should be written in the form $b_i(-s_c)$. If required, the subscript may be recovered from the index $c \in \bar{C}_r$.

With the new indexing scheme, we can finally state the goal of this section. It is to show that the image of the Kashiwara embedding

$$B(\infty) \hookrightarrow B(\infty) \otimes \bigotimes_{c \in \bar{C}_\sqcup} B_c \quad (27)$$

is

$$K(\infty) = \{b_\infty\} \otimes \left\{ \otimes_c b(-s_c) \left| \begin{array}{l} \text{(a) } s_c \geq 0 \text{ for every } c \in \bar{C}_\sqcup; \\ \text{(b) } s_{c_1} \leq s_{c_2} \text{ for every } c_1, c_2 \in \bar{C}_r \subset \bar{C}_\sqcup \\ \text{such that } c_1 \leftarrow c_2. \end{array} \right. \right\}. \quad (28)$$

This will be done by presenting an explicit injective strict crystal morphism from $T(\infty)$ into $B(\infty) \otimes \bigotimes_{c \in \bar{C}_\sqcup} B_c$ whose image is $K(\infty)$. The claim follows from this, since both $K(\infty)$ and the image of the Kashiwara embedding are sub-crystals of the same crystal $B(\infty) \otimes \bigotimes_{c \in \bar{C}_\sqcup} B_c$ that are isomorphic to $B(\infty)$ and the two share at least one element, namely,

$$b_\infty \otimes (\otimes_{c \in \bar{C}_\sqcup} b(0)), \quad (29)$$

corresponding to the highest weight element b_∞ .

Our claim is that the map $T(\infty) \rightarrow B(\infty) \otimes \bigotimes_{c \in \bar{C}_\sqcup} B_c$, given by

$$\left(\begin{array}{l} \text{marginally large tableau with reduced} \\ \text{set of accumulated box counts } (t_c)_{c \in \bar{C}_\sqcup} \end{array} \right) \mapsto b_\infty \otimes (\otimes_{c \in \bar{C}_\sqcup} b(-t_c)), \quad (30)$$

is a strict crystal morphism that is bijective onto $K(\infty)$. Note that Proposition 7 already assures us of the bijectivity claim. All other arguments for a proof of the crystal isomorphism claim being standard, let us just show that this map commutes with the Kashiwara operators.

We will rely on Proposition 1 and compute the a_k 's given there for elements of both $T(\infty)$ and $K(\infty)$. The simplest case is for the color $i = 1$. The a_k values for the right-hand side element of (30) in relation to \tilde{f}_1 or \tilde{e}_1 actions are all $-\infty$, except for the three listed below.

$$a_\infty = 0. \quad (31)$$

$$a_{1, \bar{1}5} = t_{1, \bar{1}5} - t_{1, \bar{2}6}. \quad (32)$$

$$a_{1, \bar{1}2} = t_{1, \bar{1}2} - t_{1, \bar{2}6} + 2t_{1, \bar{1}5} - t_{1, \bar{2}15} - t_{1, \bar{2}3} \quad (33)$$

$$= a_{1, \bar{1}5} - (t_{1, \bar{2}15} - t_{1, \bar{1}5}) + (t_{1, \bar{1}2} - t_{1, \bar{2}3}). \quad (34)$$

Here, we are using a more natural index in place of the k 's, and the three elements from the right-hand side of (30) that are reflected here appear in the order

$$b_\infty \otimes \cdots \otimes b(-t_{1, \bar{1}5}) \otimes \cdots \otimes b(-t_{1, \bar{1}2}) \otimes \cdots, \quad (35)$$

regardless of which source-to-sink directed path is chosen to make the tensor product order explicit. Also note that the right-hand side of (32) is always non-negative. Hence, according to Proposition 1, \tilde{e}_1 will act on

$$\begin{cases} b_\infty & \text{if } t_{1,\bar{2}15} - t_{1,\bar{1}5} \geq t_{1,\bar{1}2} - t_{1,\bar{2}3} \text{ and } t_{1,\bar{1}5} = t_{1,\bar{2}6}, \\ b(-t_{1,\bar{1}5}) & \text{if } t_{1,\bar{2}15} - t_{1,\bar{1}5} \geq t_{1,\bar{1}2} - t_{1,\bar{2}3} \text{ and } t_{1,\bar{1}5} > t_{1,\bar{2}6}, \\ b(-t_{1,\bar{1}2}) & \text{if } t_{1,\bar{2}15} - t_{1,\bar{1}5} < t_{1,\bar{1}2} - t_{1,\bar{2}3}, \end{cases} \quad (36)$$

with the \tilde{e}_1 action on b_∞ being zero and the other two cases reducing either $t_{1,\bar{1}5}$ or $t_{1,\bar{1}2}$ by one. Similarly, \tilde{f}_1 will act on

$$\begin{cases} b(-t_{1,\bar{1}5}) & \text{if } t_{1,\bar{2}15} - t_{1,\bar{1}5} > t_{1,\bar{1}2} - t_{1,\bar{2}3}, \\ b(-t_{1,\bar{1}2}) & \text{if } t_{1,\bar{2}15} - t_{1,\bar{1}5} \leq t_{1,\bar{1}2} - t_{1,\bar{2}3}, \end{cases} \quad (37)$$

with the \tilde{f}_1 action increasing either $t_{1,\bar{1}5}$ or $t_{1,\bar{1}2}$ by one.

The a_k 's appearing in Proposition 1 are less straightforward to write down for a tableau, because the number of its tensor product components is not fixed and there can even be multiple instances of the same crystal element. To treat this situation, we write the marginally large tableau as a tensor product of its boxes through the middle eastern reading and add parenthesis at appropriate places to view the long tensor product as a tensor product of a small number of grouped components. For the \tilde{e}_1 and \tilde{f}_1 actions, the grouping should be done as follows.

1. g_1 : tensor product of all boxes in the top row of the tableau containing $c \in \mathbb{C}_5$ such that $\bar{5} \leftarrow c \leftarrow \bar{2}6$.
2. g_2 : tensor product of all boxes in the top row of the tableau containing $c \in \mathbb{C}_5$ such that $\bar{1}\bar{6}2 \leftarrow c \leftarrow \bar{1}5$.
3. g_3 : tensor product of all boxes in the top row of the tableau containing $c \in \mathbb{C}_5$ such that $\bar{6}1 \leftarrow c \leftarrow \bar{2}15$.
4. g_4 : tensor product of all boxes in the top row of the tableau containing $c \in \mathbb{C}_5$ such that $\bar{4}2 \leftarrow c \leftarrow \bar{2}3$.
5. g_5 : tensor product of all boxes in the top row of the tableau containing $\bar{1}2 \in \mathbb{C}_5$.
6. g_6 : tensor product of all boxes in the top row of the tableau containing $1 \in \mathbb{C}_5$.
7. g_7 : tensor product of all boxes in the forth through first rows of the tableau.

Then, the tensor product form of the given marginally large tableau is equal to

$$g_1 \otimes g_2 \otimes \dots \otimes g_7. \quad (38)$$

The a_k values for this view of the tableau in relation to \tilde{e}_1 and \tilde{f}_1 actions are as follows.

$$a_1 = 0 \quad (39)$$

$$a_2 = t_{1,\bar{1}5} - t_{1,\bar{2}6} \quad (40)$$

$$a_3 = a_2 \quad (41)$$

$$a_4 = a_3 - (t_{1,\bar{2}15} - t_{1,\bar{1}5}) \quad (42)$$

$$a_5 = a_4 + (t_{1,\bar{1}2} - t_{1,\bar{2}3}) \quad (43)$$

$$a_6 = a_5 \quad (44)$$

$$a_7 = a_6 - (\# \boxed{1}_1 - \# \boxed{\bar{1}2}_2) \quad (45)$$

Note that the right-hand side of (40) is non-negative because $\bar{2}6 \leftarrow \bar{1}5$. Also note that a_7 is strictly less than a_6 , because a large tableau has more boxes containing $1 \in \mathbb{C}_5$ on the fifth row than even the total number boxes on its fourth row.

Hence, according to Proposition 1, \tilde{e}_1 will act on

$$\begin{cases} g_1 & \text{if } t_{1,\bar{2}15} - t_{1,\bar{1}5} \geq t_{1,\bar{1}2} - t_{1,\bar{2}3} \text{ and } t_{1,\bar{1}5} = t_{1,\bar{2}6}, \\ g_2 & \text{if } t_{1,\bar{2}15} - t_{1,\bar{1}5} \geq t_{1,\bar{1}2} - t_{1,\bar{2}3} \text{ and } t_{1,\bar{1}5} > t_{1,\bar{2}6}, \\ g_5 & \text{if } t_{1,\bar{2}15} - t_{1,\bar{1}5} < t_{1,\bar{1}2} - t_{1,\bar{2}3}. \end{cases} \quad (46)$$

The \tilde{e}_1 action on g_1 results in zero. The \tilde{e}_1 action on g_2 reduces $t_{1,\bar{1}5}$ by one and has no effect on other $t_{r,c}$'s, regardless of which tensor product component within g_2 the action falls on. The \tilde{e}_1 action on g_5 reduces $t_{1,\bar{1}2}$ by one and affects no other $t_{r,c}$'s.

Similarly, \tilde{f}_1 will act on

$$\begin{cases} g_3 & \text{if } t_{1,\bar{2}15} - t_{1,\bar{1}5} > t_{1,\bar{1}2} - t_{1,\bar{2}3}, \\ g_6 & \text{if } t_{1,\bar{2}15} - t_{1,\bar{1}5} \leq t_{1,\bar{1}2} - t_{1,\bar{2}3}. \end{cases} \quad (47)$$

The \tilde{f}_1 action on g_3 will increase $t_{1,\bar{1}5}$ by one and leave other $t_{r,c}$'s unchanged. The \tilde{f}_1 action on g_6 will fall on the right-most 1-box in the top row of T , change it into a $\bar{1}2$ -box, and call for an insertion of a new 1-box. This will increase $t_{1,\bar{1}2}$ by one and have no effect on other $t_{r,c}$'s.

Comparing the descriptions of \tilde{e}_1 and \tilde{f}_1 on $\mathbb{T}(\infty)$ and $\mathbb{K}(\infty)$, we can conclude that the mapping (30) commutes with these two Kashiwara operators. Checking the compatibility of other Kashiwara operator actions with the mapping (30) can be done in a case by case manner.

We have thus arrived at our main result.

Theorem 9. *The map $\mathbb{T}(\infty) \rightarrow \mathbb{K}(\infty) \subset \mathbb{B}(\infty) \otimes \bigotimes_{c \in \bar{\mathcal{C}}_{\sqcup}} \mathbb{B}_c$ given by*

$$\left(\begin{array}{l} \text{marginally large tableau with reduced set} \\ \text{of accumulated box counts } (t_c)_{c \in \bar{\mathcal{C}}_{\sqcup}} \end{array} \right) \mapsto b_{\infty} \otimes \left(\bigotimes_{c \in \bar{\mathcal{C}}_{\sqcup}} b(-t_c) \right)$$

is an isomorphism of crystals.

As was discussed before, the image $\mathbb{K}(\infty)$ of the above crystal isomorphism is the image of a Kashiwara embedding.

Corollary 10. *The image of the Kashiwara embedding*

$$\mathbb{B}(\infty) \hookrightarrow \mathbb{B}(\infty) \otimes \bigotimes_{c \in \bar{\mathcal{C}}_{\sqcup}} \mathbb{B}_c$$

is

$$\{b_{\infty}\} \otimes \left\{ \bigotimes_c b(-s_c) \left| \begin{array}{l} (a) s_c \geq 0 \text{ for every } c \in \bar{\mathcal{C}}_{\sqcup}; \\ (b) s_{c_1} \leq s_{c_2} \text{ for every } c_1, c_2 \in \bar{\mathcal{C}}_r \subset \bar{\mathcal{C}}_{\sqcup} \\ \text{such that } c_1 \leftarrow c_2. \end{array} \right. \right\}.$$

4 Description of $\mathbb{B}(\infty)$ through Kashiwara Embedding for Type- E_7

All the claims of Section 3 were carefully written so that each remains valid for the E_7 type. In particular, the final results Theorem 9 and Corollary 10 hold true for the E_7 type.

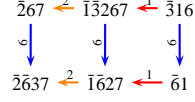
Most of the proofs given in Section 3 also carry over to the E_7 type with no change. Below, we provide brief comments for those arguments that require a little bit of extra explanations.

Lemma 3 The directed graph \mathcal{C}_6 for the E_7 type contains one node that receives three incoming arrows. We clarify that Lemma 3 still applies to any two of the three arrows at such a node. The proof of Lemma 3 remains valid for the E_7 type, word for word, although the checking of $G_1 \cap G_2 = G_0$ requires a 3-dimensional view of the directed graph.

Note that, if $c_0 \leftarrow c_1$, $c_0 \leftarrow c_2$, and $c_0 \leftarrow c_3$, then Lemma 3 implies the weaker statement $t_{c_0} = \min(t_{c_1}, t_{c_2}, t_{c_3})$.

Lemma 5 During the proof, we located a certain *rectangle* within C_r . This may be trivial to do for the E_6 type, but is not always so with the E_7 -type C_6 .

Let us first illustrate two E_7 -type examples, whose rectangles are less straightforward to locate. The reader should trace these out from the diagrams of Appendix A.2. The nodes $\bar{2}67$ and $\bar{6}1$ cannot be placed on a directed path of C_6 for type E_7 , and the (bent) rectangle for this pair would be as follows.



For the $\bar{1}\bar{6}$ - $\bar{6}1$ node pair, either of the following two rectangles could be used in the proof.



There are two cases with the E_7 type C_6 for which our rectangle argument is invalid. These are the $\bar{2}67$ - $\bar{6}\bar{7}2$ pair and the $\bar{3}\bar{7}26$ - $\bar{2}\bar{6}37$ pair cases. However, for both of these cases, we can visually check through the directed graph of Appendix A.2 that

$$G_1 \cap G_2 = \{x \in C_r^\circ \mid x \leftarrow \bar{2}\bar{6}\bar{7}13\}, \quad (48)$$

and we can also directly check that

$$s_{\bar{2}\bar{6}\bar{7}13} = \min(s_{\bar{2}\bar{7}16}, s_{\bar{6}\bar{7}2}) = \min(s_{\bar{2}67}, s_{\bar{3}\bar{7}26}, s_{\bar{6}\bar{7}2}) = \min(s_{\bar{2}67}, s_{\bar{6}\bar{7}2}), \quad (49)$$

$$s_{\bar{2}\bar{6}\bar{7}13} = \min(s_{\bar{6}\bar{7}2}, s_{\bar{2}\bar{6}37}) = \min(s_{\bar{3}\bar{7}26}, s_{\bar{1}\bar{6}27}, s_{\bar{2}\bar{6}37}) = \min(s_{\bar{3}\bar{7}26}, s_{\bar{2}\bar{6}37}). \quad (50)$$

Hence, Lemma 5 remains valid even for these two exceptional cases.

Lemma 6 During the proof, to show that each n_c is non-negative, we discussed the cases of c having out-degrees 1 and 2. The E_7 -type directed graph C_6 contains one node of out-degree 3. The argument we gave for the out-degree 2 case applies to any two of the arrows from the out-degree 3 node and this is sufficient to show that n_c is non-negative.

Proposition 7 Unlike the C_r 's for the E_6 type whose nodes are always of in-degree 0, 1, or 2, the directed graph C_6 for the E_7 type contains a single node of in-degree 3, namely, the node $\bar{2}\bar{6}\bar{7}13$. Hence, we must check if the inductive extension of \bar{s} to s done in the proof did not call for assignments of contradicting values to $s_{\bar{2}\bar{6}\bar{7}13}$. However, it is easy to see that all three possibilities

$$\min(s_{\bar{2}\bar{7}16}, s_{\bar{2}\bar{6}37}) = \min(\min(s_{\bar{2}67}, s_{\bar{3}\bar{7}26}), \min(s_{\bar{2}67}, s_{\bar{1}\bar{6}27})), \quad (51)$$

$$= \min(s_{\bar{2}67}, s_{\bar{3}\bar{7}26}, s_{\bar{1}\bar{6}27}) \quad (52)$$

$$\min(s_{\bar{6}\bar{7}2}, s_{\bar{2}\bar{7}16}) = \min(\min(s_{\bar{3}\bar{7}26}, s_{\bar{1}\bar{6}27}), \min(s_{\bar{2}67}, s_{\bar{3}\bar{7}26})), \quad (53)$$

$$= \min(s_{\bar{3}\bar{7}26}, s_{\bar{1}\bar{6}17}, s_{\bar{2}67}) \quad (54)$$

$$\min(s_{\bar{2}\bar{6}37}, s_{\bar{6}\bar{7}2}) = \min(\min(s_{\bar{2}67}, s_{\bar{1}\bar{6}27}), \min(s_{\bar{3}\bar{7}26}, s_{\bar{1}\bar{6}27})) \quad (55)$$

$$= \min(s_{\bar{2}67}, s_{\bar{1}\bar{6}27}, s_{\bar{3}\bar{7}26}) \quad (56)$$

for the definition of $s_{\bar{2}\bar{6}\bar{7}13}$ lead to the same value.

The fact that these three values are the same further implies that two of the three values $s_{\bar{2}\bar{7}16}$, $s_{\bar{2}\bar{6}37}$, and $s_{\bar{6}\bar{7}2}$ are the same and that the above common minimum value is also equal to

$$\min(s_{\bar{2}\bar{7}16}, s_{\bar{2}\bar{6}37}, s_{\bar{6}\bar{7}2}). \quad (57)$$

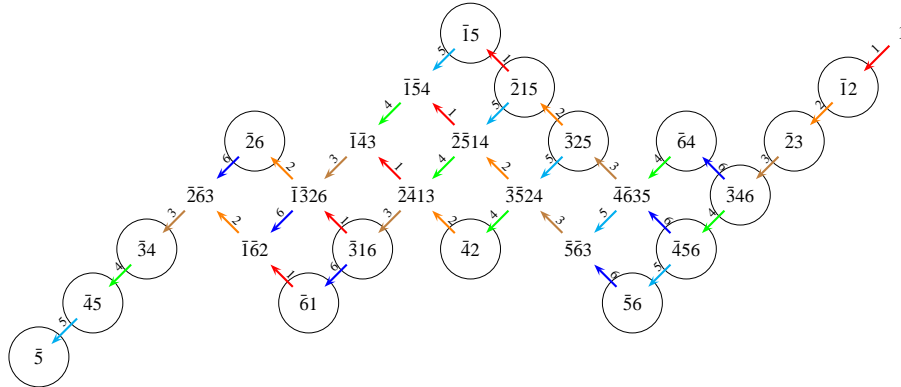
This observation allows us to adjust the final part of the proof to hold for the E_7 type.

A Basic Crystals

The two basic crystals that were used extensively in this paper are given here explicitly. These were taken from [4, 7]. The differences in labeling of elements and arrows are due to the difference in Dynkin diagram labeling, and the rearrangement of elements were done to make the concepts used in our paper more visible.

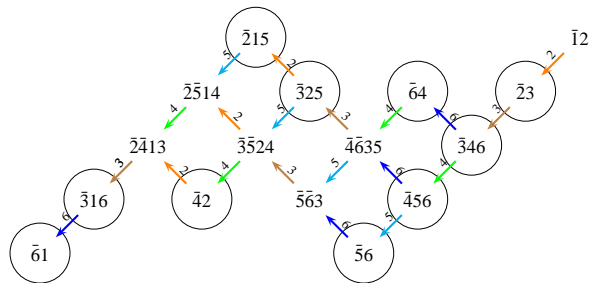
A.1 Basic Crystal for E_6 type

The basic crystal $C = B(\Lambda_1)$ for the E_6 -type is as follows.



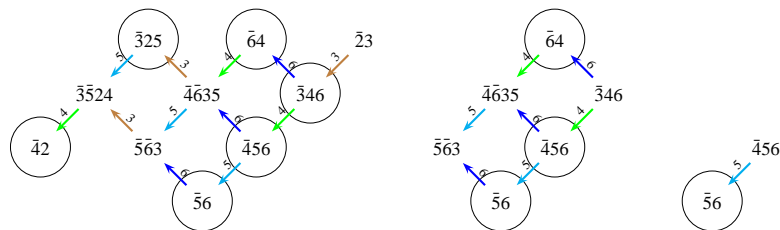
This is also C_5 , the set of elements that may appear on the fifth (or the top) row of a type- E_6 large tableau. The circled nodes are the crystal elements that receive a single incoming arrow and these form the subset \bar{C}_5 .

The set C_4 of basic crystal elements that may appear on the fourth row of a type- E_6 marginally tableau is as follows.



This directed graph is the largest component from what remains when all the 1-arrows are removed from the basic crystal C . The circled nodes form the smaller set \bar{C}_4 of crystal elements that receive a single incoming arrow.

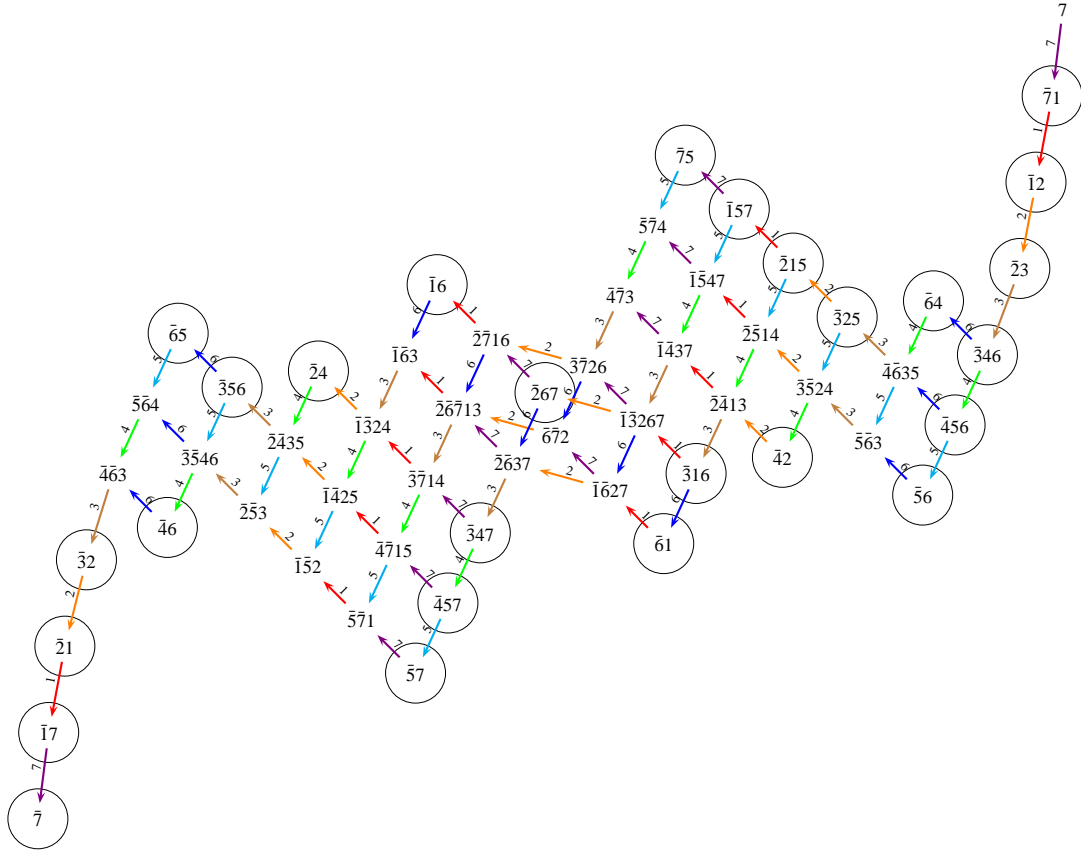
The directed graphs C_3 , C_2 , and C_1 are as follows.



The circled nodes from these directed graphs form \bar{C}_3 , \bar{C}_2 , and \bar{C}_1 .

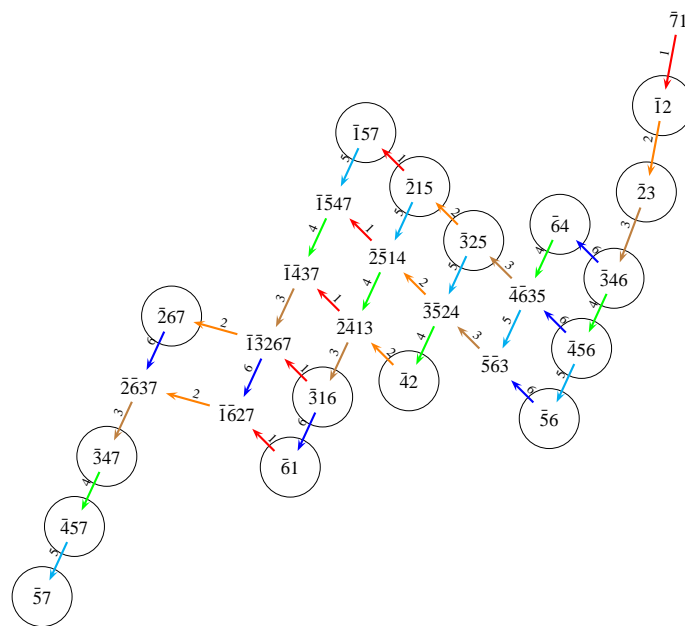
A.2 Basic Crystal for E_7 type

The basic crystal $C = B(\Lambda_7)$ for the E_7 -type is as follows.



This is also C_6 , the set of elements that may appear on the sixth (or the top) row of a type- E_7 large tableau. The circled nodes form the subset \bar{C}_6 .

The directed graph C_5 is as follows.



The directed graphs C_4 , C_3 , C_2 , and C_1 for the E_7 type are all identical to those for the E_6 type given in Appendix A.1.

References

- [1] G. Cliff, *Crystal bases and Young tableaux*, J. Algebra **202** (1998), no. 1, 10–35.
- [2] J. Hong and S.-J. Kang, *Introduction to Quantum Groups and Crystal Bases*, Graduate Studies in Mathematics, vol. 42, Amer. Math. Soc., Providence, RI, 2002.
- [3] J. Hong and H. Lee, *Young tableaux and crystal $\mathcal{B}(\infty)$ for finite simple Lie algebras*, J. Algebra **320** (2008), no. 10, 3680–3693.
- [4] J. Hong and H. Lee, *Young tableaux and crystal $\mathcal{B}(\infty)$ for the exceptional Lie algebra types*, J. Combin. Theory Ser. A **119** (2012), no. 2, 397–419.
- [5] J. Hong and H. Lee, *Crystal $\mathcal{B}(\lambda)$ as a subset of the tableau description of $\mathcal{B}(\infty)$ for the classical Lie algebra types*, Algebr. Represent. Theory **18** (2015), no. 1, 137–160.
- [6] A. Hoshino, *Polyhedral realizations of crystal bases for quantum algebras of finite types*, J. Math. Phys. **46** (2005), no. 11, id. 113514, 31 pp.
- [7] B. Jones and A. Schilling, *Affine structures and a tableau model for E_6 crystals*, J. Algebra **324** (2010), no. 9, 2512–2542.
- [8] S.-J. Kang and K. C. Misra, *Crystal bases and tensor product decompositions of $U_q(G_2)$ -modules*, J. Algebra **163** (1994), no. 3, 675–691.
- [9] M. Kashiwara, *On crystal bases of the Q -analogue of universal enveloping algebras*, Duke Math. J. **63** (1991), no. 2, 465–516.
- [10] M. Kashiwara, *The crystal base and Littelmann’s refined Demazure character formula*, Duke Math. J. **71** (1993), no. 3, 839–858.
- [11] M. Kashiwara, *Bases Cristallines des Groupes Quantiques*, Cours Spécialisés, vol. 9, Soc. Math. France, 2002.
- [12] M. Kashiwara and T. Nakashima, *Crystal graphs for representations of the q -analogue of classical Lie algebras*, J. Algebra **165** (1994), no. 2, 295–345.
- [13] P. Littelmann, *Cones, crystals, and patterns*, Transform. Groups **3** (1998), no. 2, 145–179.
- [14] G. Lusztig, *Quivers, perverse sheaves, and quantized enveloping algebras*, J. Amer. Math. Soc. **4** (1991), no. 2, 365–421.
- [15] T. Nakashima and A. Zelevinsky, *Polyhedral realizations of crystal bases for quantized Kac-Moody algebras*, Adv. Math. **131** (1997), no. 1, 253–278.