

June 29, 2021

Light Dark Matter Search with SOIPIX

NAOYA OKA¹, KENTARO MIUCHI¹, TAKESHI G. TSURU², AYAKI TAKEDA², AND
HIDEAKI MATSUMURA²¹*Department of Physics, Graduate School of Science, Kobe University,
Kobe, Hyogo 657-8501, Japan*²*Department of Physics, Graduate School of Science, Kyoto University,
Kitashirakawa Oiwake-cho, Sakyo-ku, Kyoto 606-8502, Japan*

We propose a light dark matter search experiment using an SOI pixel detector (SOIPIX). The event-driven SOIPIX can be a powerful tool for detecting light WIMPs because of its low energy threshold (< 1 keV) and high timing resolution (few μ s). In this study, we evaluate the performance of an SOIPIX prototype detector and we examine the required specifications of SOIPIX for our target sensitivity.

PRESENTED AT

International Workshop on SOI Pixel Detector
(SOIPIX2015)
Tohoku University, Sendai, Japan, 3-6, June, 2015.

1 Introduction

The existence of dark matter is supported by various astronomical observations. However, its nature remains unknown. Weakly interacting massive particles (WIMPs) are promising candidates. WIMPs can weakly couple with ordinary matters and can be directly detected using WIMP-nucleon scattering. Among the various models of WIMP models, one that is well-motivated is supersymmetric neutralino. Since the neutralino is expected to have a mass of over $50 \text{ GeV}/c^2$, most of experiments aim at this mass region. Currently, the most stringent limit on WIMP-nucleon cross section has been set by the LUX experiment for mass above $7 \text{ GeV}/c^2$ [1]. Meanwhile, DAMA experiment has been observed annual modulation of its signal since the year 1998[2], which can be interpreted as originating from WIMPs with masses of a few GeV/c^2 or a few tens of GeV/c^2 . Furthermore, other experiments, such as CoGeNT[3] and CDMS-Si[4] have recently seen positive signals in this region. WIMPs in this range are called light WIMPs or low-mass WIMPs. Since those signals are inconsistent with the result from LUX and other experiments, much discussion is taking place on this topic and is not yet concluded. Our experiment aims to search for light WIMPs using an SOI Pixel detector. Fig.1 shows the regions where DAMA and other experiments saw positive signals as well as the limiting curves by LUX and other experiments.

2 Direct detection of light WIMPs and preceding study

Velocity of WIMPs in our galaxy, \mathbf{v} , is considered to follow a Maxwell-Boltzmann distribution:

$$f(\mathbf{v}) = e^{-\mathbf{v}^2/v_0^2}.$$

The most probable speed of WIMPs v_0 is considered to be approximately 230 km/s [10]. To detect WIMPs, we look for elastic (or sometimes inelastic) scattering of WIMP and nucleus. In our case, silicon nuclei are the targets for WIMPs. Fig. 2 shows the silicon's calculated recoil energy spectrum for WIMPs with masses of $10 \text{ GeV}/c^2$ and $100 \text{ GeV}/c^2$. From this, we can see that, as the WIMP mass decreases, the fraction of lower energy events becomes larger. Thus, a low energy threshold is the key for detection of light WIMPs. Here, "nr" in keV_{nr} stands for nuclear recoil, which can be by WIMPs, neutron, and so on. Electron recoil, which can be by electrons, gammas, and so on is expressed with "ee" like keV_{ee} , which stands for electron-equivalent. Because of an effect called "quenching", the observed energy of nuclear recoil with certain energy is smaller than that of electron recoil with the same energy. Relative ionization yield by nuclear recoil compared to that of electron recoil is referred to as a quenching factor. Quenching factor depends on recoil energy and the detector material. For silicon, it is about 0.2 at 1 keV_{nr} . Currently, the DAMIC

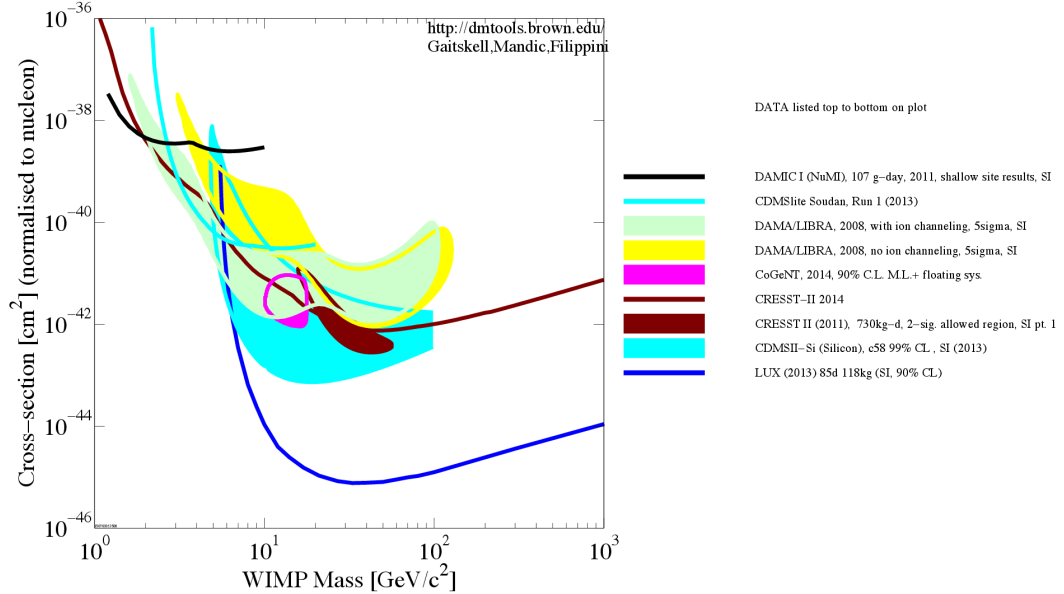


Figure 1: Lines are showing upper limits with 90% C.L. on WIMP-nucleon spin-independent cross sections from DAMIC [5] (black), SuperCDMS (CDMSlite) [6] (cyan), CRESST-II [7](dark red), and LUX [1] (blue). Shaded areas correspond to regions of positive signals from DAMA/LIBRA interpreted by Savage et al. [8] (light green: with ion channeling, 5σ) (yellow: without ion channeling, 5σ), CoGeNT [3] (magenta, 90% C.L.), CRESST-II [9] (dark red, 2σ), and CDMS-II Si [4] (cyan, 99% C.L.). The CRESST experiment once reported a positive light WIMP signal, but they found no excess in recent upgraded data. CDMS-II reported excess using silicon data but this excess was not seen in germanium data. Only DAMA/LIBRA and CoGeNT perform annual modulation analysis.

experiment has the world-lowest energy threshold among dark matter search experiments. In 2011, using only 0.5 g of charge coupled devices (CCDs) with a 0.04 keV_{ee} threshold, they have set a limit comparable with that of a kg-scale experiment [5]. Cosmogenic neutrons produced by cosmic-ray muons were their largest background (BG) contribution. Though those neutrons can be removed by active muon veto, this is not available for CCD because of its poor timing resolution (typically $\sim \text{ms}$).

3 SOIPIX and its advantage

A Silicon-On-Insulator (SOI) Pixel detector (SOIPIX) is being developed by KEK and other institutes [11]. It is monolithic and comprises a thick, high-resistivity substrate (sensor part), a thin, low-resistivity silicon layer (CMOS circuit part), and

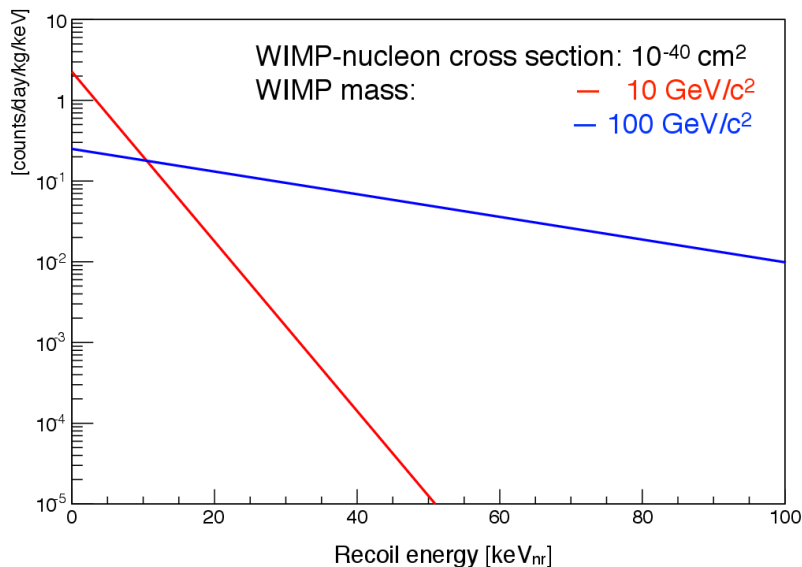


Figure 2: Expected energy spectrum of silicon recoil by WIMPs with masses of $10 \text{ GeV}/c^2$ and $100 \text{ GeV}/c^2$. The WIMP-nucleon cross section is set to 10^{-40} cm^2 . Detector responses, such as acceptance or quenching effects, are not considered in this figure.

a buried oxide (BOX) layer (SiO_2 insulator) between them. In SOIPIX, each pixel has its own readout circuit. Thus, by extracting trigger signal from each pixel, we can read pixel by pixel (event-driven readout), unlike a CCD, which has to read from all pixels every time (frame readout). This contributes a good timing resolution (few μs), which enables us to take advantage of anti-coincidence measurement. Event-driven SOIPIX are being developed by X-ray astronomy group of Cosmic Ray group, Kyoto University and they are called XRPIX series [12, 13]. Currently, $35 e^-$ readout noise (RMS) is achieved with the frame readout mode of an XRPIX3b sensor[14]. Since the average energy for electron-hole creation in silicon is approximately 3.6 eV, $35 e^-$ approximately corresponds to 0.1 keV. If we set the energy threshold for the WIMP search to 5 times the readout noise, a 0.5 keV_{ee} threshold is already achievable. Currently, the noise in event-driven readout mode is larger than that in frame readout mode, but this will be improved. We can identify particles by tracks using pixel image from SOIPIX just like DAMIC's CCD. Furthermore, we can reject BG by anti-coincidence, which cannot be performed with CCD. Because of these advantages, we plan to use SOIPIX for the light WIMP search.

4 Performance test of the detector and simulation

We evaluated the performance of SOIPIX using XRPIX series detectors. To date, tests at room temperature have been performed in the surface laboratory in Kobe university using the XRPIX2b sensor. For DAQ system, we used SEABAS (SOI Evaluation Board with SiTCP)[15] that has two FPGA chips, one for controlling pixels and the other is for communicating with PC via Ethernet using a TCP/IP protocol. Fig. 3 shows our setup.




Figure 3: The setup of our performance test. An XRPIX2b sensor is placed on the readout circuit board. The test could be done on top of the table.

Calibration data were taken with ^{241}Am in frame readout mode. A simple detector Monte Carlo simulation (MC) based on Geant4 [16, 17] was developed and its results were compared with ^{241}Am data. Fig. 4 shows the energy spectrum of single-pixel events of ^{241}Am and its MC. Though it is a simple one, this MC reproduces each peak of ^{241}Am well. We are going to improve the MC with more detailed geometries and processes.

5 Estimation of sensitivity and the next step

Using the MC explained in the previous section, we estimated the sensitivity of the SOIPIX against light WIMPs as shown in Fig. 5. For this plot, the energy threshold was set to 0.3 keV_{ee} by assuming a readout noise of $15 e^-$, and the exposure was set

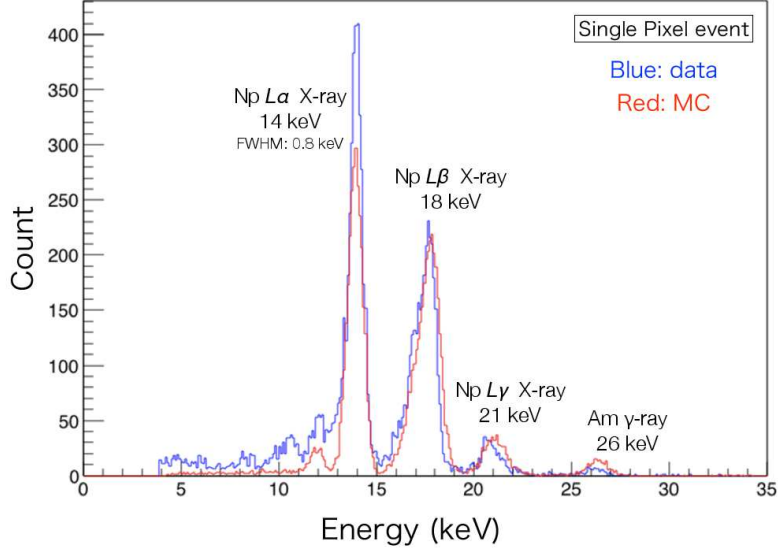


Figure 4: Energy spectrum of single-pixel event data and MC of ^{241}Am with the XRPIX2b sensor at room temperature. Energy calibration was done using 14 keV, 18 keV, 21 keV, and 26 keV peaks of ^{241}Am . The energy threshold for each pixel was set to 4.5 keV. The count rate of the MC is scaled to fit the 18 keV peak.

to 0.1 kg·year. The BG level of 10 keV/kg/day was assumed with a 99% background reduction by muon veto from DAMIC’s neutron BG [5]. A reasonable reduction value is assumed considering preceding studies[18]. We plan to evaluate the performance of BG reduction by anti-coincidence measurement this year by using scintillators as veto detectors. Furthermore, radioactive contamination will be measured to obtain more detailed information on BG. The quenching factor was simply set to 0.2 for the entire energy range. We are planning to evaluate this factor by coincidence measurement of neutrons and gammas from ^{252}Cf . To achieve the target sensitivity, we are planning to develop a new SOIPIX for the WIMP search. Our target specification and that of the current XRPIX series are shown in table 1.

Table 1: XRPIX series and our target specification

Sensor	Mass	Readout noise
current XRPIX	0.02 g (XRPIX2b)	$35 e^-$ (XRPIX3b, -50 C° , frame mode)[14]
target specification	1 g	$< 15e^-$

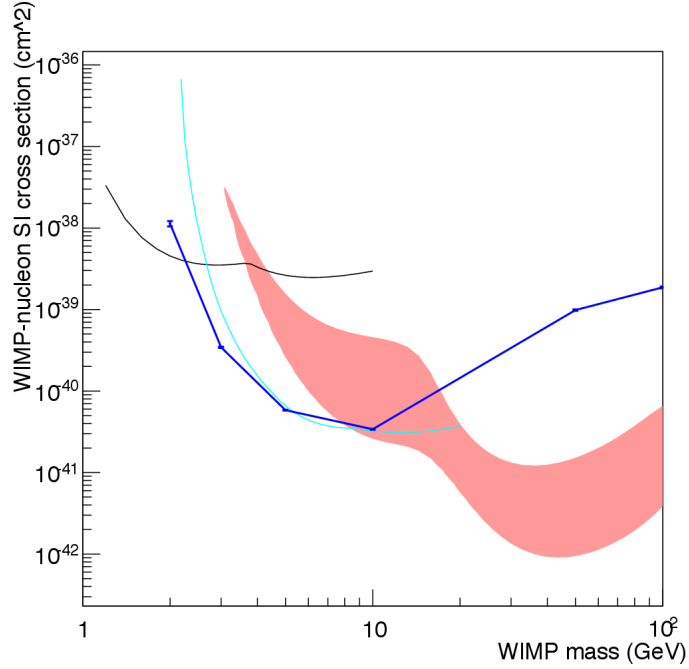


Figure 5: Expected sensitivity to WIMPs with SOIPIX (shown in blue, 0.1 kg·year) compared with other experiments; DAMA/LIBRA (pink), DAMIC (black), and SuperCDMS-CDMSlite (cyan).

6 Conclusion

We have commenced a light WIMP search experiment using SOIPIX. A brief performance check of a prototype detector was undertaken and an MC simulation that included a detector response was developed. Using that simulation, we estimated the sensitivity to light WIMPs and the SOIPIX specification required for that.

References

- [1] D. S. Akerib *et al.* [LUX Collaboration], “First results from the LUX dark matter experiment at the Sanford Underground Research Facility,” *Phys. Rev. Lett.* **112**, 091303 (2014).
- [2] R. Bernabei *et al.*, “Final model independent result of DAMA/LIBRA-phase1,” *Eur. Phys. J. C* **73**, no. 12, 2648 (2013).
- [3] C. E. Aalseth *et al.* [CoGeNT Collaboration], “Search for An Annual Modulation in Three Years of CoGeNT Dark Matter Detector Data,” [arXiv:1401.3295](https://arxiv.org/abs/1401.3295) [astro-ph.CO].
- [4] R. Agnese *et al.* [CDMS Collaboration], “Silicon Detector Dark Matter Results from the Final Exposure of CDMS II,” *Phys. Rev. Lett.* **111**, no. 25, 251301 (2013).
- [5] J. Barreto *et al.* [DAMIC Collaboration], “Direct Search for Low Mass Dark Matter Particles with CCDs,” *Phys. Lett. B* **711**, 264 (2012).
- [6] R. Agnese *et al.* [SuperCDMS Collaboration], “Search for Low-Mass Weakly Interacting Massive Particles Using Voltage-Assisted Calorimetric Ionization Detection in the SuperCDMS Experiment,” *Phys. Rev. Lett.* **112**, no. 4, 041302 (2014)
- [7] G. Angloher *et al.* [CRESST-II Collaboration], “Results on low mass WIMPs using an upgraded CRESST-II detector,” *Eur. Phys. J. C* **74**, no. 12, 3184 (2014).
- [8] C. Savage, G. Gelmini, P. Gondolo and K. Freese, “Compatibility of DAMA/LIBRA dark matter detection with other searches,” *JCAP* **0904**, 010 (2009)
- [9] G. Angloher *et al.*, *Eur. Phys. J. C* **72** (2012) 1971
- [10] J. D. Lewin and P. F. Smith, “Review of mathematics, numerical factors, and corrections for dark matter experiments based on elastic nuclear recoil,” *Astropart. Phys.* **6**, 87 (1996).
- [11] Y. Arai *et al.*, “Development of SOI pixel process technology,” *Nucl. Instrum. Meth. A* **636**, no. 1, S31 (2011).
- [12] T. G. Tsuru *et al.*, “Development and Performance of Kyoto’s X-ray Astronomical SOI pixel (SOIPIX) sensor,” *Proc. SPIE Int. Soc. Opt. Eng.* **9144**, 914412 (2014).

- [13] A. Takeda *et al.*, “Development and Evaluation of Event-Driven SOI Pixel Detector for X-ray Astronomy,” *PoS TIPP* **2014**, 138 (2014).
- [14] A. Takeda *et al.*, “Improvement of spectroscopic performance using a charge-sensitive amplifier circuit for an X-ray astronomical SOI pixel detector,” *JINST* **10**, C06005 (2015).
- [15] T. Uchida, “Hardware-Based TCP Processor for Gigabit Ethernet,” *IEEE Trans. Nucl. Sci.* **55**, no. 3, 1631 (2008).
- [16] S. Agostinelli *et al.* [GEANT4 Collaboration], “GEANT4: A Simulation toolkit,” *Nucl. Instrum. Meth. A* **506**, 250 (2003).
- [17] J. Allison *et al.*, “Geant4 developments and applications,” *IEEE Trans. Nucl. Sci.* **53**, 270 (2006).
- [18] C. Bungau *et al.*, “Monte Carlo studies of combined shielding and veto techniques for neutron background reduction in underground dark matter experiments based on liquid noble gas targets,” *Astropart. Phys.* **23**, 97 (2005).