

Super-Resolution of Point Sources via Convex Programming

Carlos Fernandez-Granda*

July 2015; Revised December 2015

Abstract

We consider the problem of recovering a signal consisting of a superposition of point sources from low-resolution data with a cut-off frequency f_c . If the distance between the sources is under $1/f_c$, this problem is not well posed in the sense that the low-pass data corresponding to two different signals may be practically the same. We show that minimizing a continuous version of the ℓ_1 norm achieves exact recovery as long as the sources are separated by at least $1.26/f_c$. The proof is based on the construction of a *dual certificate* for the optimization problem, which can be used to establish that the procedure is stable to noise. Finally, we illustrate the flexibility of our optimization-based framework by describing extensions to the demixing of sines and spikes and to the estimation of point sources that share a common support.

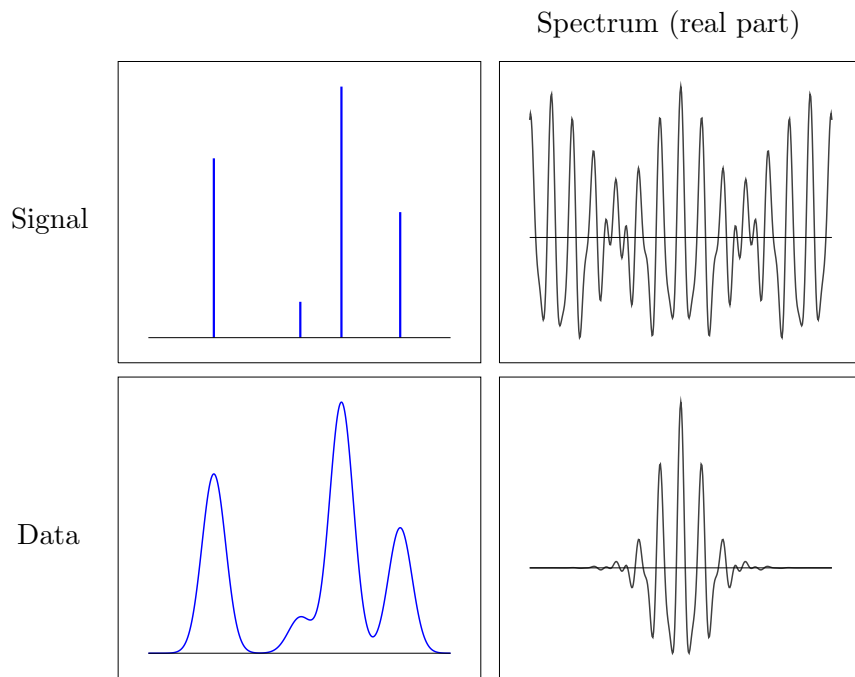
Keywords. Super-resolution, line-spectra estimation, convex optimization, dual certificates, sparse recovery, overcomplete dictionaries, group sparsity, multiple measurements.

1 Introduction

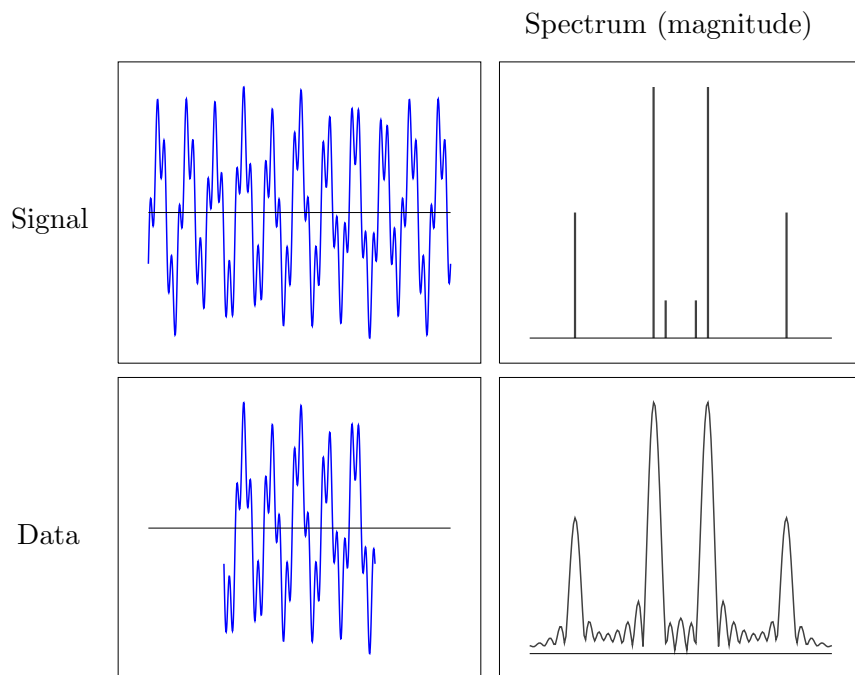
Extracting fine-scale information from low-resolution data is a major challenge in many areas of the applied sciences. In microscopy, astronomy and any other application employing an optical device, spatial resolution is fundamentally limited by diffraction [50]. Figure 1 illustrates a popular model for the data-acquisition process in such cases: the object of interest is convolved with a point-spread function that blurs the fine-scale details, acting essentially as a low-pass filter. The problem of super-resolution is that of reconstructing the original image from the blurred measurements. An analogous challenge often arises in signal-processing: estimating the spectrum of a signal from a finite number of samples. Truncating the signal in the time domain limits the spectral resolution, as shown in the lower half of Figure 1. *Spectral super-resolution*, or equivalently line-spectra estimation, is the problem of recovering the spectrum of the original signal from the truncated data.

By *super-resolution* we mean the inverse problem of estimating a signal from low-resolution measurements, but the term may have other meanings in different contexts. In optics, it often refers to the problem of overcoming the diffraction limit by modifying the data-acquisition mechanism [50].

*Courant Institute of Mathematical Sciences and Center for Data Science, NYU, New York City NY



Spatial super-resolution



Spectral super-resolution

Figure 1: Schematic illustration of spatial and spectral super-resolution.

In image-processing, it denotes the problem of upsampling an image onto a finer grid while preserving its edge structure and hallucinating high-frequency textures in a reasonable way [52]. To be clear, in this work we focus on *recovering* the lost fine-scale features *without altering* the low-pass sensing process.

In order to super-resolve a signal it is necessary to leverage some prior knowledge about its structure. Otherwise the problem is hopelessly ill posed, since the missing spectrum can be filled in arbitrarily to produce estimates that correspond to the data. Here, we consider signals that may be represented as superpositions of point sources, such as celestial bodies in astronomy [41], neuron spikes in neuroscience [56] or line spectra in signal processing and spectroscopy [45, 66]. In addition, locating pointwise fluorescent probes is a crucial step in some optical super-resolution procedures capable of handling more complicated objects, such as photoactivated localization microscopy (PALM) [9, 44] or stochastic optical reconstruction microscopy (STORM) [60].

At an abstract level, the deconvolution of point sources or spikes from bandlimited data is an instance of a central question in modern data processing: how to recover a low-dimensional object embedded in a high-dimensional space from incomplete linear measurements. Nonparametric techniques based on convex optimization have had great success in tackling problems of this flavor. Notable examples include sparse regression in high-dimensional settings [74], compressed sensing [24, 32] and matrix completion [21]. The interest of developing optimization-based methods for super-resolution lies in their robustness to noise and in their flexibility to account for different structural assumptions on the signal, noise and measurement model. In recent work, convex programming has been shown to recover a superposition of point sources exactly from bandlimited data, as long as the sources are separated by a minimum distance of $2/f_c$, where f_c is the cut-off frequency of the sensing process [18]. Subsequent publications [3, 19, 39, 54, 71] have established that the method is robust to noise in non-asymptotic regimes.

The goal of the present paper is to further develop this line of research through two main contributions:

- We establish that it is possible to super-resolve signals with minimum separations above $1.26/f_c$ via convex programming. Section 2 provides the context for this result by describing the basic super-resolution problem and our optimization-based approach. The proof, which is based on the construction of a novel *dual certificate* that also allows to extend previous stability results, is presented in Section 4.
- In Section 3 we illustrate the flexibility of our approach by adapting it to two related problems: demixing of sines and spikes and super-resolution of multiple signals that share a common support. In each case we propose a optimization program tailored to the problem, discuss how to solve it, analyze its optimality conditions and provide some numerical simulations.

2 Super-resolution of point sources

2.1 Basic model

We model a superposition of point sources as a sum of weighted Dirac measures supported on a subset T of the unit interval

$$x := \sum_{t_j \in T} a_j \delta_{t_j}, \quad (2.1)$$

where δ_τ is a Dirac measure at τ and the amplitudes a_j may be complex valued. We study the problem of estimating such a signal from low-resolution measurements which correspond to the convolution between the signal and a low-pass point spread function (PSF) ϕ ,

$$x_{\text{LR}}(t) := \phi * x(t) = \sum_{t_j \in T} a_j \phi(t - t_j), \quad (2.2)$$

as illustrated at the top of Figure 1. If the cut-off frequency of the PSF is equal to f_c , in the frequency domain the measurements are of the form

$$\mathcal{F}x_{\text{LR}} = \mathcal{F}\phi \mathcal{F}x = \hat{\phi} \Pi_{[-f_c, f_c]} \mathcal{F}x,$$

where $\mathcal{F}f$ denotes the Fourier transform of a function or measure f and $\Pi_{[-f_c, f_c]}$ is an indicator function that is zero out of the interval $[-f_c, f_c]$. For ease of exposition, we assume that the Fourier transform of the PSF is constant over $[-f_c, f_c]$, i.e. the PSF is a periodized sinc or Dirichlet kernel, but our results hold for any PSF with a known low-pass spectrum. Since the support of x_{LR} is restricted to the unit interval, it follows from the sampling theorem that its spectrum is completely determined by the discrete samples

$$y(k) = \mathcal{F}x_{\text{LR}}(k) = \int_0^1 e^{-i2\pi kt} x(dt) = \sum_j a_j e^{-i2\pi kt_j}, \quad k \in \mathbb{Z}, |k| \leq f_c, \quad (2.3)$$

where we assume for simplicity that f_c is an integer. In a more compact form, the sensing process can be represented as

$$y = \mathcal{F}_n x \quad (2.4)$$

where $y \in \mathbb{C}^n$ and \mathcal{F}_n is the linear operator that maps a measure or function to its lowest $n := 2f_c + 1$ Fourier coefficients.

If the signal x is used to model a superposition of line spectra, equation (2.4) has a very natural interpretation: the data y correspond to a finite number of samples of the signal in the time domain. As sketched in the lower half of Figure 1, truncating the signal in the time domain is equivalent to convolving its spectrum with a sinc function. Our model can consequently be applied directly to *spectral super-resolution*, where the aim is to estimate sparse line spectra from time-domain samples.

2.2 Minimum separation

In contrast to compressed sensing, where randomized measurements preserve the energy of arbitrary sparse signals with high probability (this is commonly known as the *restricted isometry*

property [23]), sparsity is not a strong enough prior to ensure that the super-resolution problem is well posed. Indeed, low-pass filtering may suppress sparse signals almost entirely if their support is too clustered together. As a result, in order to derive meaningful guarantees for super-resolution it is necessary to impose conditions on the signal support. To this end, we define the *minimum separation* of the support of a signal, as introduced in [18].

Definition 2.1 (Minimum separation). *Let \mathbb{T} be the circle obtained by identifying the endpoints on $[0, 1]$. For a family of points $T \subset \mathbb{T}$, the minimum separation (or minimum distance) is defined as the closest distance between any two elements from T ,*

$$\Delta(T) = \inf_{(t,t') \in T: t \neq t'} |t - t'|. \quad (2.5)$$

where $|t - t'|$ is the ℓ_∞ distance (maximum deviation in any coordinate). To be clear, this is the wrap-around distance so that the distance between $t = 0$ and $t' = 3/4$ is equal to $1/4$.

If the minimum distance is too small with respect to the cut-off frequency of the data, it may become impossible to estimate the signal even under very small perturbations to the data. A fundamental limit in this sense is $\lambda_c := 1/f_c$, the inverse of the cut-off frequency, which also corresponds to the width of the main lobe of the point-spread function ϕ . The reason is that for minimum separations just below $\lambda_c/2$ there exist signals that lie *almost* in the null space of the low-pass operator defined by (2.4)¹. If such a signal d corresponds to the difference between two different signals s_1 and s_2 so that $s_1 - s_2 = d$, it will be very challenging to distinguish s_1 and s_2 from low-resolution data. Figure 2 illustrates this: the measurements corresponding to two signals with disjoint supports and a minimum distance of $0.9\lambda_c$ for $f_c = 10^3$ are indeed almost indistinguishable. The phenomenon can be characterized theoretically in an asymptotic setting using Slepian’s prolate-spheroidal sequences [65] (see also Section 3.2 in [18]). More recently, Theorem 1.3 of [53] provides a non-asymptotic analysis. Finally, other works have obtained lower bounds on the minimum separation necessary for convex-programming approaches to succeed [36, 70].

2.3 Optimization-based super-resolution

Our approach to super-resolution is based on optimization: we estimate the signal by minimizing a sparsity-inducing norm. Since we are interested in point sources that may be supported at arbitrary locations within a continuous interval, we resort to a continuous counterpart of the ℓ_1 norm known as the total-variation norm². If we consider the space of measures supported on the unit interval, this norm is dual to the infinity norm (see Section A in the appendix of [18] for a different definition), so that for a measure x we have

$$\|x\|_{\text{TV}} = \sup_{\|f\|_\infty \leq 1, f \in C(\mathbb{T})} \text{Re} \left[\int_{\mathbb{T}} \overline{f(t)} x(dt) \right].$$

¹ $\lambda_c/2$ is the notorious Rayleigh resolution limit [31], below which it is challenging to even distinguish two neighboring sources.

²The term *total variation* may also refer to the ℓ_1 norm of the discontinuities of a piecewise-constant function, which is a popular regularizer in image processing and other applications [59].

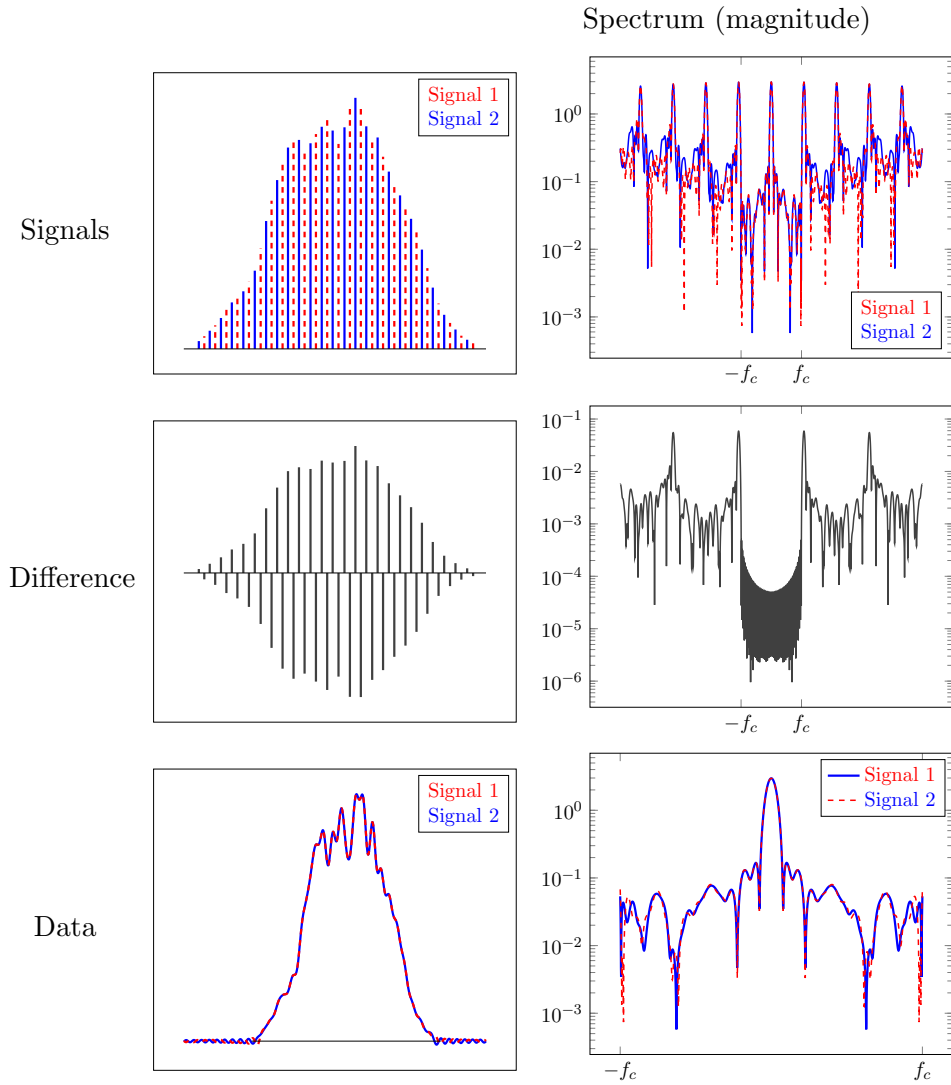


Figure 2: Two signals with disjoint supports that satisfy the minimum-separation condition for $\Delta(T) = 0.9f_c$ when $f_c = 10^3$ (top left) and their spectrum (top right). Their difference (center left) has a spectrum that is concentrated away for the low-pass band between $-f_c$ and f_c (center right). As a result, it is very difficult to the data corresponding to the two signals (bottom).

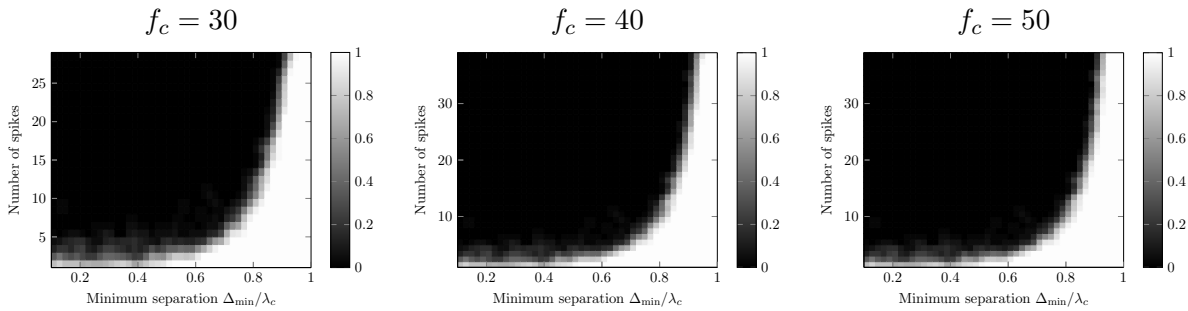


Figure 3: Graphs showing the fraction of times Problem (2.6) achieves exact recovery over 10 trials with random signs and supports. A phase transition occurs near λ_c . The simulations are carried out using the high-precision semidefinite-programming solver CVX [42].

For a superposition of Dirac deltas $\sum_j a_j \delta_{t_j}$, the total-variation norm is equal to the ℓ_1 norm of the coefficients, i.e. $\|x\|_{\text{TV}} = \sum_j |a_j|$. Our super-resolution method consists in minimizing the total-variation norm of the estimate subject to data constraints, as proposed in [18],

$$\min_{\tilde{x}} \|\tilde{x}\|_{\text{TV}} \quad \text{subject to} \quad \mathcal{F}_n \tilde{x} = y, \quad (2.6)$$

where the minimization is carried out over the set of all finite complex measures \tilde{x} supported on $[0, 1]$. Section 2.7 discusses how to solve this optimization problem.

In [18] it was established that if the minimum separation of the support of a signal $\Delta(T)$ is greater or equal to $2\lambda_c$, TV-norm minimization achieves exact recovery. However, numerical experiments indicate that the actual limit at which super-resolution via TV-norm regularization may fail is λ_c . This is shown in Figure 3; see also Section 5 of [18]. As explained in Section 2.2, λ_c is a natural limit in the sense that below that minimum separation the problem may become ill posed. Our main result is that the guarantee for exact recovery can be extended to a minimum separation of just $1.26\lambda_c$.

Theorem 2.2. *Let $T = \{t_j\}$ be the support of x . If the minimum separation obeys*

$$\Delta(T) \geq 1.26 / f_c = 1.26\lambda_c, \quad (2.7)$$

then x is the unique solution to (2.6). This holds as long as $f_c \geq 10^3$.

Since the signal is assumed to be supported on the unit interval, the result implies that it is possible to recover a number of point sources that is directly proportional to the cut-off frequency.

2.4 Dual certificate

Theorem 2.2 is a direct consequence of Proposition 2.3 below, which establishes the existence of a certain subgradient of the TV norm that is orthogonal to the null space of the measurement operator. Such an object is often referred to as a *dual certificate* in the compressed-sensing literature [22] because it certifies that exact recovery occurs and its coefficients are a solution to the dual of Problem (2.6).

Proposition 2.3. *Under the conditions of Theorem 2.2 for any sign pattern $v \in \mathbb{C}^{|T|}$, such that $|v_j| = 1$ for all j , there exists a low-pass trigonometric polynomial*

$$q(t) = \sum_{k=-f_c}^{f_c} c_k e^{i2\pi kt} \quad (2.8)$$

obeying

$$q(t_j) = v_j, \quad t_j \in T, \quad (2.9)$$

$$|q(t)| < 1, \quad t_j \notin T, \quad (2.10)$$

In addition, there exist numerical constants $C_0 \in (0, 1)$, C_1 and C_2 such that

$$1 - C_1 f_c^2 (t - t_j)^2 \leq |q(t)| \leq 1 - C_2 f_c^2 (t - t_j)^2, \quad |t - t_j| \leq C_0 \lambda_c, \quad t_j \in T. \quad (2.11)$$

By (2.9) and (2.10), the polynomial is a subgradient of the total-variation norm at the original signal x . By (2.8) it is also low pass, which means that it is orthogonal to the null space of the measurement operator, as any signal in the null space is high pass. This immediately implies that for any signal h in the null space

$$\|x + h\|_{\text{TV}} \geq \|x\|_{\text{TV}} + \langle q, h \rangle = \|x\|_{\text{TV}}.$$

The bound on the off-support (2.10) actually implies that this inequality is strict, so that x is the unique solution to Problem 2.6. A complete proof of the fact that Theorem 2.2 follows from Proposition 2.8 is provided in Section A of the appendix of [18]. The quadratic bound (2.11) is key in establishing robustness guarantees, see [19, 39]. Section 4 is devoted to proving Proposition 2.3.

In the case of super-resolution, the dual certificate is a trigonometric polynomial with cut-off frequency f_c that interpolates the sign of the original signal on its support and has magnitude strictly bounded by one on the off-support (see Proposition 2.3). In [18], such a dual certificate is constructed using interpolation with a low-pass kernel and its derivative. The proof of Proposition 2.3 generalizes this approach, allowing to optimize the choice of the interpolation kernel by using sharp non-asymptotic bounds on the Dirichlet kernel; we defer the details to Section 4.

Finally, we would like to emphasize that the structure of the dual polynomial reveals what signals will be more challenging for the optimization-based procedure. If the support of the signal is cluttered together and the sign of its coefficients varies rapidly, it may not be possible to achieve the interpolation with a bounded low-pass polynomial. In Sections 3.1.3 and 3.2.3 we show that similar insights arise when we derive dual certificates for other optimization programs designed to tackle extensions of the basic super-resolution problem.

2.5 Robustness to noise

In any problem involving real data, it is necessary to account for perturbations and model imperfections. In the case of super-resolution, we can adapt Problem (2.6) by using an inequality constraint to quantify the uncertainty,

$$\min_{\tilde{x}} \|\tilde{x}\|_{\text{TV}} \quad \text{subject to} \quad \|\mathcal{F}_n \tilde{x} - y\|_2^2 \leq \delta, \quad (2.12)$$

where δ is an estimate of the noise level. Alternatively, we could also consider a Lagrangian formulation of the form

$$\min_{\tilde{x}} \|\tilde{x}\|_{\text{TV}} + \gamma \|\mathcal{F}_n \tilde{x} - y\|_2^2, \quad (2.13)$$

where the regularization parameter $\gamma > 0$ governs the tradeoff between data fidelity and the sparsity of the estimate.

Recent works [3, 19, 39, 71] derive non-asymptotic guarantees on the estimation error achieved when solving these problems to perform super-resolution from noisy data. The proofs of these stability guarantees rely in part on the dual certificate constructed in [18] and on generalizations of this construction. As a result, the guarantees only hold under the proviso that the minimum separation is greater or equal to $2\lambda_c$.

The techniques developed to prove Theorem 2.2, which are presented in Section 4, allow to extend these results to minimum separations of just $1.26\lambda_c$. In more detail, Lemma 2.7 in [19] constructs a low-pass polynomial q such that $q(t_j) = 0$ and $|q'(t_j)| = 1$ for all t_j belonging to the support of the original signal (i.e. the polynomial is locally linear). The polynomial is built through interpolation, using the same low-pass kernel as in [18]. The construction can consequently be adapted by using the interpolation kernel described in Section 4, along with the bounds provided in Section 4.1. The same holds for the results in [39]. In this case, a low-pass polynomial that is equal to one on a certain element of the support and to zero on the rest is used to obtain support-detection guarantees. The polynomial is constructed in Lemma 2.2 of [39], again using the same interpolation kernel as in [18]. The kernel and bounds described in the present work can be leveraged to build such a polynomial for supports with minimum separations above $1.26\lambda_c$. Finally, our techniques can also be used to sharpen the analysis in [54], which studies the super-resolution of point sources with positive amplitudes.

2.6 Extensions

Apart from the extensions discussed in Section 3, there are several interesting extensions to the basic super-resolution problem. In *compressed sensing off the grid* the aim is to super-resolve a sparse signal from a random subset of its low-pass Fourier coefficients. Exact recovery via convex programming has been shown to occur with high probability for a number of measurements that is proportional to the sparsity level (up to logarithmic factors) as long as the support of the signal has a minimum separation of $2\lambda_c$ [72]. This bound can be lowered to $1.26\lambda_c$ using the dual-certificate construction in Section 4. Our construction also allows to sharpen results pertaining to the recovery of non-uniform splines from their projection onto spaces of algebraic polynomials [8, 29]. Finally, it is straightforward to apply our results to the recovery of piecewise-constant or piecewise-smooth functions from low-pass data. The details can be found in Section 1.10 of [18].

2.7 Implementation

Solving Problem (2.6) may seem challenging at first because its primal variable is infinite dimensional. This may be overcome by discretizing the unit interval into a grid and solving an ℓ_1 -norm minimization problem. However, it is also possible to solve the problem exactly without resorting

to discretization. A strategy to achieve this is to recast the dual problem as a tractable semidefinite program and then decode the support of the primal variable from the dual solution. The dual problem is

$$\max_{c \in \mathbb{C}^n} \langle y, c \rangle \quad \text{subject to} \quad \|\mathcal{F}_n^* c\|_\infty \leq 1, \quad (2.14)$$

where the inner product is defined as $\langle y, c \rangle := \text{Re}(y^* c)$. The dual variable c is finite-dimensional but the constraint is infinite dimensional; the magnitude of the trigonometric polynomial $(\mathcal{F}_n^* c)(t) = \sum_{|k| \leq f_c} c_k e^{i2\pi kt}$ must be bounded by 1. Fortunately, this condition has a semidefinite representation provided by the following proposition, which is a consequence of the Fejér-Riesz Theorem (see Section A.1 of the appendix for the proof and Theorem 4.24 in [35] for a more general result).

Proposition 2.4. *Let $C \in \mathbb{C}^{n \times m}$ and let C_k denote the k th column of C ,*

$$\sum_{k=1}^m |(\mathcal{F}_n^* C_k)(t)|^2 \leq 1 \quad \text{for all } t \in \mathbb{T}$$

if and only if there exists a Hermitian matrix $\Lambda \in \mathbb{C}^{n \times n}$ obeying

$$\begin{bmatrix} \Lambda & C \\ C^* & \mathbf{I} \end{bmatrix} \succeq 0, \quad \mathcal{T}^*(\Lambda) = e_1, \quad (2.15)$$

where e_1 is the first vector of the canonical basis of \mathbb{R}^n .

For any vector u such that u_1 is positive and real, $\mathcal{T}(u)$ is a Hermitian Toeplitz matrix whose first row is equal to u . The adjoint of \mathcal{T} with respect to the usual matrix inner product $\langle M_1, M_2 \rangle = \text{Tr}(M_1^* M_2)$, extracts the sums of the diagonal and off-diagonal elements of a matrix

$$\mathcal{T}^*(M)_j = \sum_{i=1}^{n-j+1} M_{i, i+j-1}.$$

Setting $m = 1$ in Proposition 2.4, Problem (2.14) is equivalent to

$$\max_{c \in \mathbb{C}^n, \Lambda \in \mathbb{C}^{n \times n}} \langle y, c \rangle \quad \text{subject to} \quad \begin{bmatrix} \Lambda & c \\ c^* & 1 \end{bmatrix} \succeq 0, \quad \mathcal{T}^*(\Lambda) = e_1. \quad (2.16)$$

In order to extract an estimate of the support of the primal variable, we construct a *support-locating* polynomial from the solution to (2.16) \hat{c} ,

$$P_{\hat{c}}(t) = (\mathcal{F}_n^* \hat{c})(t). \quad (2.17)$$

By strong duality, which holds because the interior of the feasible set of Problem (2.14) contains the origin and is consequently non-empty [57], any solution \hat{x} to (2.6) obeys

$$\text{Re} \left[\int_0^1 \overline{P_{\hat{c}}(t)} \hat{x}(dt) \right] = \langle \mathcal{F}_n^* \hat{c}, x \rangle = \langle \hat{c}, \mathcal{F}_n x \rangle = \langle y, \hat{c} \rangle = \|\hat{x}\|_{\text{TV}},$$

which implies that $P_{\hat{c}}$ is equal to the sign of the primal solution \hat{x} at any point where the latter is non-zero. This suggests super-resolving the signal by applying the following scheme:

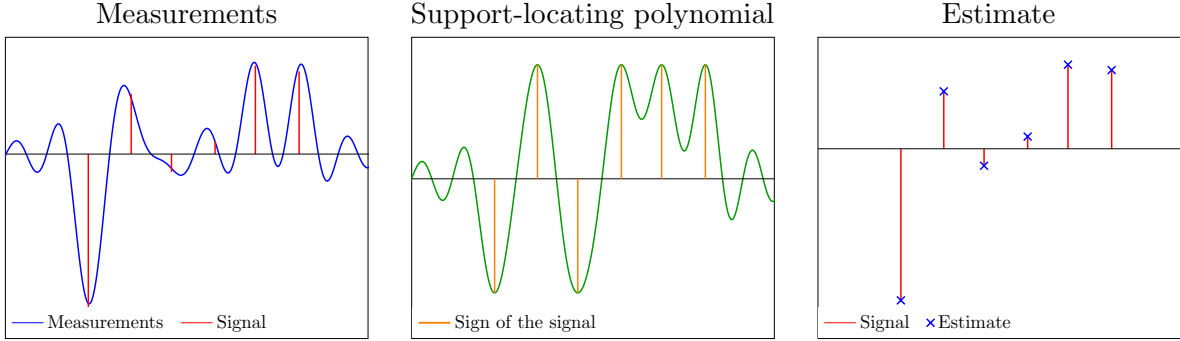


Figure 4: On the left we have the low-pass measurements (blue) corresponding to a superposition of spikes (red). At the center, we see how the support-locating polynomial obtained from solving Problem (2.16) interpolates the sign of the signal very precisely. This allows to obtain an extremely accurate estimate of the signal, as shown on the right.

1. Solve the finite-dimensional semidefinite program (2.16).
2. Construct the support-locating polynomial and determine a set of points where its magnitude is equal to one to produce an estimate of the signal support.
3. Estimate the amplitude of the signal by solving the corresponding system of equations.

Figure 4 shows an example. This approach was proposed in [18] and extended to a noisy setting in [19]. We refer the reader to Section 4 in [18] and Section 3 in [19] for numerical simulations and a more detailed discussion (see also [12] where a related semidefinite program is applied to the denoising of line spectra). Sections 3.1.2 and 3.2.2 describe similar algorithms for demixing sines and spikes and super-resolving point sources with a common support. Finally, we would like to mention that other strategies to overcome discretization have been proposed [15, 16].

2.8 Related work

A popular approach to the estimation of point sources from bandlimited data is to fit an estimate of the point-spread function of the sensing device to each source individually; see [44] for an example in fluorescence microscopy. This is essentially equivalent to matched-filtering techniques used in communications and radar, as well as linear nonparametric spectral-analysis algorithms such as the periodogram [68]. These simple methods perform well as long as the dynamic range of the signal is not very high and the sources are well separated. However, if this is not the case, their performance can be degraded due to aliasing, even in the absence of noise.

Prony’s method is a classical technique that exploits the algebraic structure of the data to tackle the problem of spectral super-resolution [55]. The method is able to super-resolve the support of the sparse spectrum of a signal from measurements following (2.3) by building a polynomial whose zeros are located exactly on the support. This motivates the use of the term *annihilating filter* in the finite rate of innovation (FRI) framework [14, 34, 77]. The FRI framework allows to super-resolve signals with a parametric representation that has a finite number of degrees of freedom.

The superpositions of Dirac measures that we consider in spectral super-resolution belong to this class. For this type of signal, FRI reduces exactly to Prony’s method (see Section 3 in [77] or Section 1 in [14]). We would like to mention that algebraic techniques have also been applied to the location of singularities in the reconstruction of piecewise polynomial functions from a finite number of Fourier coefficients (see [4,6,37] and references therein). The theoretical analysis of these methods proves their accuracy up to a certain limit related to the number of measurements.

In the absence of noise, Prony’s method is capable of super-resolving s spikes from $2s$ measurements without any minimum-separation condition. However this is no longer the case when the data are noisy, as small perturbations may produce substantial changes in the position of the zeros of the annihilating polynomial. A popular approach to overcome this issue is to estimate the location of the sources from the eigendecomposition of the empirical covariance matrix of the data. Such techniques, which include MUSIC [13, 64] and ESPRIT [58], have widespread popularity in the signal-processing community. We refer the reader to [68] for a detailed description. A variant that is often used by FRI methods fits a low-rank Toeplitz model to a matrix constructed from the data, see Section 2 of [14]. This technique is due to Tufts and Kumaresan [76] and is also known as Cadzow denoising [17].

Most theoretical work analyzing the robustness of covariance-based methods for spectral super-resolution is based on the asymptotic characterization of the sample covariance matrix under Gaussian noise [27, 69]. However, some recent stability analysis has shown that these methods are robust for signals with a minimum separation above λ_c [53], see also [30, 49]. In addition, [49] shows that numerically the noise level tolerated by MUSIC for small signal separations obeys a power law. In practice, the performance of classical spectral methods such as MUSIC, Cadzow’s method or ESPRIT seems to be comparable to the optimization-based approach which is the focus of the present paper, see [12] for some numerical comparisons.

The idea of applying ℓ_1 -norm minimization and related optimization programs to the super-resolution problem dates back to Beurling [10, 11] and researchers in geophysics from the 1970s [26, 46, 61]. Theoretical guarantees for positive signals in the absence of noise were obtained in [28, 33, 40] (see also [63] for an interesting recent result). As explained previously in this section, [18] proved that exact recovery via convex optimization for measures with arbitrary complex amplitudes satisfying a minimum separation of $2\lambda_c$ and provided stability guarantees for a discretized version of the problem. Subsequent works then established stability guarantees in a continuous setting [3, 19, 36, 39, 71] and analyzed related problems using similar techniques [2, 7, 43]. Finally, we would like to mention an application of super-resolution via convex programming to fluorescence microscopy [80], another optimization-based approach to super-resolve point sources on a continuous domain [38] and an alternative proof of exact recovery via TV-norm minimization [67] that allows to sharpen the result in [18] to $1.56\lambda_c$.

3 A general framework for super-resolution

In practical applications it is often desirable to adapt the signal, noise or measurement model to incorporate prior information. Optimization-based methods are well suited for this purpose: tailoring the cost function and the constraints of the optimization program allows to account for application-specific structure. We illustrate this by deriving optimization-based algorithms

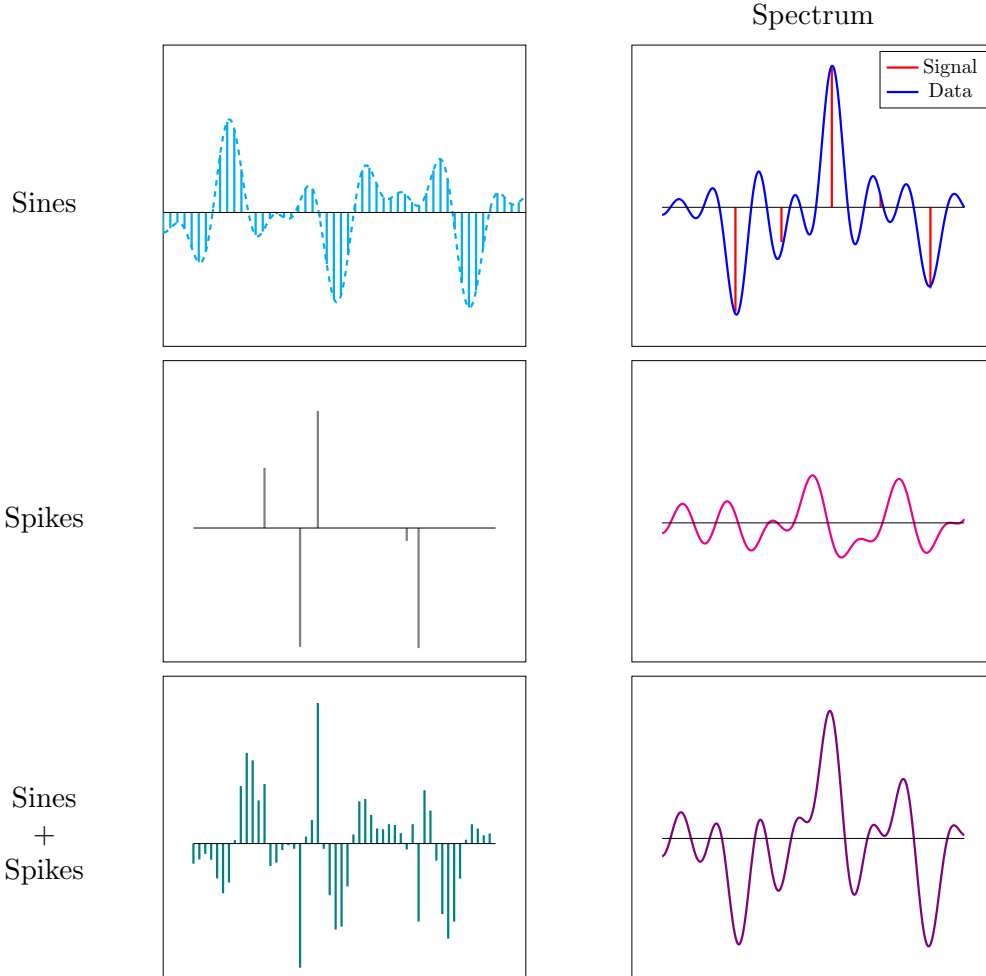


Figure 5: Mixture of sines and spikes: samples from a multi-sinusoidal signal (top) are combined with impulsive events (middle) to yield the data (bottom).

to demix sines and spikes and to super-resolve multiple signals with a common support. In both cases we provide an implementation based on semidefinite programming, derive the corresponding dual certificate and report some experimental results.

3.1 Super-resolution from corrupted data: Demixing of sines and spikes

As mentioned previously, the super-resolution problem discussed in Section 2.1 can be used to model line-spectra estimation. In that case, the measurements correspond to equispaced samples from a multi-sinusoidal signal measured at the Nyquist rate over a limited period of time. We now consider line-spectra estimation when some of the data may be completely corrupted. This could be due to the presence of sparse noise, to the intermittent failure of a sensor or to some other impulsive phenomenon. We model the corruptions as a vector $s \in \mathbb{C}^n$ with support S . In the

resulting measurement model, the data y are of the form

$$y = \mathcal{F}_n x + s. \quad (3.1)$$

As shown in Figure 5, impulsive corruptions produce additional aliasing that further masks the line-spectra locations when we visualize the data in the frequency domain. We aim to *demix* the two components: the *sines*, whose spectrum is denoted by x , and the *spikes* s .

3.1.1 Estimation via convex programming

Convex programming has proven very effective in separating incoherent low-dimensional components [20, 25, 47, 51]. Inspired by these works, we design a simple convex program that allows to achieve effective demixing *without any previous knowledge of the number of spikes or sines*. To separate the two components we penalize sparsity-inducing norms in both domains: the ℓ_1 norm of the spikes and the TV norm the spectrum of the sines, which is modeled as an atomic measure. These two norms are combined additively. More explicitly, the estimate is computed by solving

$$\min_{\tilde{x}, \tilde{s} \in \mathbb{C}^n} \|\tilde{x}\|_{\text{TV}} + \eta \|\tilde{s}\|_1 \quad \text{subject to} \quad \mathcal{F}_n \tilde{x} + \tilde{s} = y, \quad (3.2)$$

where $\eta > 0$ is a real-valued parameter that determines the tradeoff between the two terms in the cost function. This formulation was previously proposed in [73].

3.1.2 Implementation

As in the case of our basic model (see Section 2.7), we have two options to solve Problem (3.2). The first is to discretize the support of the primal variable that represents the line-spectra estimate and then solve an ℓ_1 -norm minimization problem. The second is to consider the dual of Problem (3.2), provided by the following lemma (see Section A.2 of the appendix for the proof).

Lemma 3.1. *The dual of Problem (3.2) is*

$$\max_{c \in \mathbb{C}^n} \langle y, c \rangle \quad \text{subject to} \quad \|\mathcal{F}_n^* c\|_\infty \leq 1 \quad \text{and} \quad \|c\|_\infty \leq \eta. \quad (3.3)$$

Problem 3.3 can be recast as the semidefinite program

$$\max_{c \in \mathbb{C}^n, \Lambda \in \mathbb{C}^{n \times n}} \langle y, c \rangle \quad \text{subject to} \quad \begin{bmatrix} \Lambda & c \\ c^* & 1 \end{bmatrix} \succeq 0, \quad \mathcal{T}^*(\Lambda) = e_1 \quad \text{and} \quad \|c\|_\infty \leq \eta, \quad (3.4)$$

by invoking Proposition 2.4. After solving (3.4) we still need to decode the support of the primal solution from the dual solution. This can be done by leveraging the following lemma, proved in Section A.3 of the appendix.

Lemma 3.2. *Let*

$$\hat{x} = \sum_{t_j \in \hat{T}} \hat{a}_j \delta_{t_j} = \sum_{t_j \in \hat{T}} |\hat{a}_j| e^{i\phi_j} \delta_{t_j} \quad \text{and} \quad \hat{s}_l = |\hat{s}_l| e^{i\psi_l}, \quad l \in \hat{S} \subseteq \{1, \dots, n\},$$

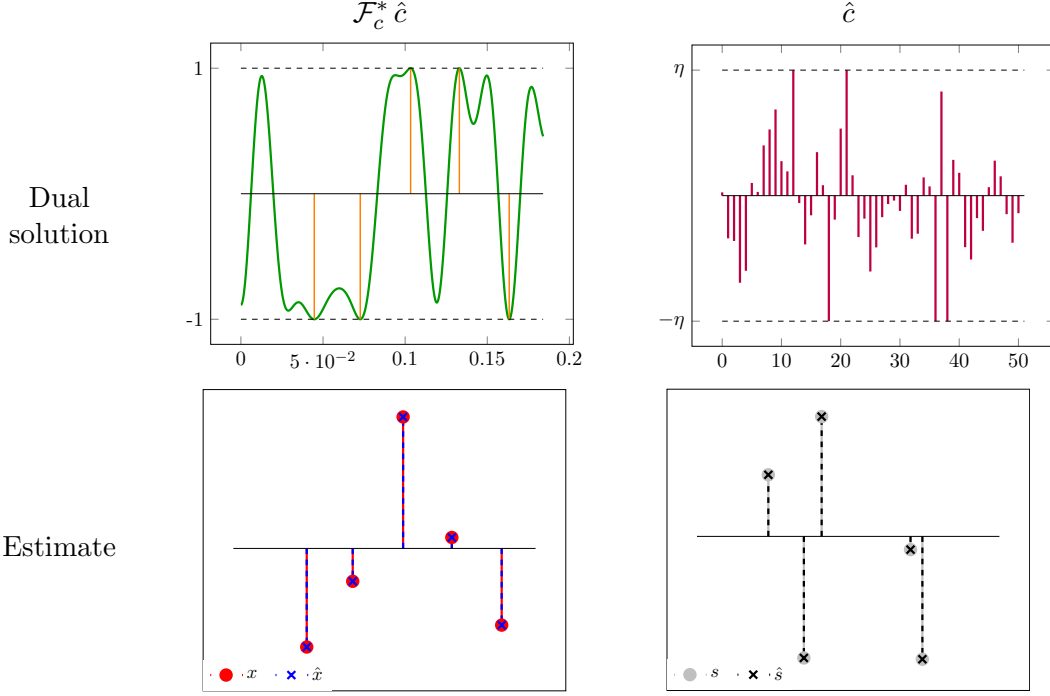


Figure 6: Demixing of the signal in Figure 5 by semidefinite programming. Top left: the polynomial $\mathcal{F}_c^* \hat{c}$ (green) corresponding to the solution of (3.4) \hat{c} interpolates the sign of the line spectra of the sines (orange) on their support. Top right: $\eta^{-1} \hat{c}$ interpolates the sign pattern of the spikes on their support. Bottom: locating the support of x and s allows to demix to very high precision.

be a solution to (3.2), such that \hat{T} and \hat{S} are the nonzero supports of the line spectra \hat{x} and the spikes \hat{s} respectively. If $\hat{c} \in \mathbb{C}^n$ is a corresponding dual solution, then for any t_j in \hat{T}

$$(\mathcal{F}_n^* \hat{c})(t_j) = e^{i\phi_j}$$

and for any l , $1 \leq l \leq n$ in \hat{S}

$$\hat{c}_l = \eta e^{i\psi_l}.$$

In words, the weighted dual solution $\eta^{-1} \hat{c}$ and the corresponding polynomial $\mathcal{F}_n^* \hat{c}$ interpolate the sign patterns of the primal-solution components \hat{x} and \hat{s} on their respective supports. This suggests the following demixing scheme:

1. Solve the finite-dimensional semidefinite program (3.4) to obtain a dual solution \hat{c} .
2. The support of \hat{s} is given by the points at which \hat{c} equals η .
3. Construct the support-locating polynomial $\mathcal{F}_c^* \hat{c}$. The support of \hat{x} is given by the points at which its magnitude equals one.
4. Estimate the amplitudes of \hat{x} and \hat{s} by solving the corresponding system of equations.

The resulting \hat{x} and \hat{s} are our estimates of the line spectra and of the spikes respectively. Figure 6 shows the results obtained by this method on the data described in Figure 5: both components are recovered very accurately.³

3.1.3 Theoretical analysis: Dual certificate

The success or failure of the demixing procedure is determined by the structure of the signal that we aim to recover. As in the case of our basic model, this is reflected by the dual certificate corresponding to Problem (3.2).

Lemma 3.3. *Let $y = \mathcal{F}_n x + s$, where*

$$x = \sum_{t_j \in T} a_j \delta_{t_j} = \sum_{t_j \in T} |a_j| e^{i\phi_j} \delta_{t_j}, \quad \text{and} \quad s_l = |w_l| e^{i\psi_l}$$

for $s \in \mathbb{C}^n$ with support $S \subseteq \{1, \dots, n\}$. If $|T| + |S| \leq n$ and there exists a low-pass polynomial $q : \mathbb{T} \rightarrow \mathbb{C}$

$$q(t) = \mathcal{F}_n^* c = \sum_{l=-f_c}^{f_c} c_l e^{i2\pi lt}, \quad (3.5)$$

where $c \in \mathbb{C}^n$, such that

$$q(t_j) = e^{i\phi_j} \quad t_j \in T, \quad |q(t)| < 1 \quad t \notin T, \quad (3.6)$$

$$c_l = \eta e^{i\psi_l} \quad l \in S, \quad |c_j| < \eta \quad j \notin S, \quad (3.7)$$

then x and s are the unique solutions to Problem (3.2).

The lemma, proved in Section A.4 of the appendix, shows that the dual certificate is a low-pass polynomial which interpolates the sign pattern of the line spectra, just like the dual certificate corresponding to Problem (2.6). As a result, the approach might fail for line spectra with very clustered supports, which makes sense as such problems are challenging even in the absence of corruptions. The dual certificate satisfies two additional conditions that depend on the spikes/corruptions: its coefficients interpolate the sign pattern of the spikes on their support and their magnitude is bounded by η . If there are too many spikes it may become impossible to build a bounded low-pass polynomial under these constraints that also interpolates the sign of the line spectra. There is consequently a tradeoff between the number of sines and spikes that may be recovered simultaneously. In the following section we provide some experimental results that illustrate this tradeoff. Characterizing it theoretically is an interesting research direction.

3.1.4 Numerical results

Figure 7 shows the result of applying our demixing procedure to signals with different minimum separations of the line spectra x , as well as different cardinalities of the supports of x and s . In each

³A Matlab script reproducing this example is available at http://www.cims.nyu.edu/~cfgranda/scripts/sines_and_spikes.m.

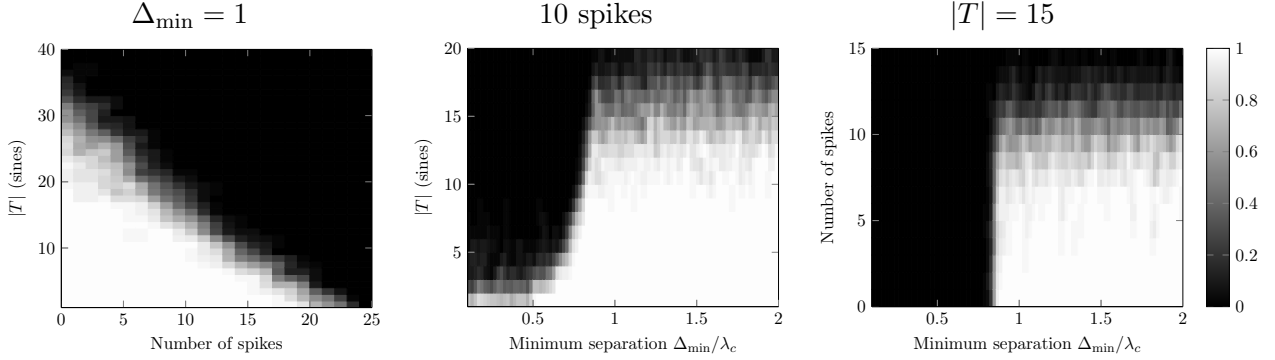


Figure 7: Graphs showing the fraction of times Problem (3.2) achieves exact recovery over 10 trials with random signs and supports for different values of the minimum separation of the line spectra x (left), as well as different cardinalities of the support of the line spectra x denoted by $|T|$ (center) and of the spikes s (right). The simulations are carried out using CVX [42].

case we observe a rapid transition between a regime in which exact recovery almost always occurs and a regime in which the method fails. For a fixed minimum separation, the procedure succeeds for a number of spikes which decreases as we increase the number of sine components. In contrast, if we fix the cardinality of x , the phase transition occurs at a value of the minimum separation that does not seem to depend on the number of spikes, as long as there are not too many. Similarly, for a fixed number of spikes the minimum separation necessary to achieve exact recovery seems to be independent of the cardinality of x below a certain limit.

3.2 Point sources with a common support

In this section we consider the problem of super-resolving m signals consisting of superpositions of point sources, which share a common support. This is a model of interest in fluorescence microscopy, where the data are often well modeled as low-resolution frames where fluorescence probes flicker stochastically [9, 44, 60], and in sparse-channel estimation for wireless communications [5].

The signals are modeled as superpositions of Dirac measures with support T

$$X_k(t) = \sum_{t_j \in T} A_{jk} \delta_{t_j}, \quad 1 \leq k \leq m, \quad (3.8)$$

where $A \in \mathbb{C}^{|T| \times m}$. The low-resolution measurements consist of the $n = 2f_c + 1$ first Fourier coefficients of each signal. We represent these low-pass data with cut-off frequency f_c as a matrix $Y \in \mathbb{C}^{n \times m}$,

$$Y_{lk} = \int_0^1 e^{-i2\pi lt} X_k(dt) = \sum_{j=1}^s A_{jk} e^{-i2\pi lt_j} = (\mathcal{F}_n X_k)_l, \quad |l| \leq f_c, \quad 1 \leq k \leq m. \quad (3.9)$$

To be clear, the k th column of Y contains the low-pass Fourier coefficients of the signal X_k .

3.2.1 Estimation via convex programming

Note that we could just apply the approach based on TV-norm minimization described in Section 2 to super-resolve each signal separately. However, our goal is to exploit the diversity of the amplitudes A_{jk} to obtain a better estimate of the common support T by processing all the data simultaneously. This can be achieved by leveraging a generalization of the TV norm, which we call *group total-variation norm* (gTV). Formally, we define the gTV norm as

$$\|X\|_{\text{gTV}} := \sup_{F: \mathbb{T} \rightarrow \mathbb{C}^m, \|F(t)\|_2 \leq 1} \sum_{k=1}^m \text{Re} \left\{ \int_{\mathbb{T}} \overline{F_k(t)} X_k(dt) \right\}.$$

We would like to stress that the gTV norm is a well-known quantity. In fact, it is commonly used as a definition for the total variation of vector-valued signals [1]. Our intent is *not* to propose a new name for it, but rather to use an abbreviation that distinguishes it from the TV norm while highlighting the connection to group sparsity. Intuitively, the gTV norm is the continuous counterpart of the mixed ℓ_1/ℓ_2 norm, which is used to promote group sparsity [75, 79]. For an arbitrary matrix M

$$\|M\|_{\ell_1/\ell_2} := \sum_j \|M_{j\cdot}\|_2,$$

where $M_{j\cdot}$ denotes its j th row. If the measures X_k are superpositions of point sources then $\|X\|_{\text{gTV}} = \|A\|_{\ell_1/\ell_2}$.

Let us provide some intuition as to why the ℓ_1/ℓ_2 norm promotes joint sparsity. Consider a matrix M which has both zero and nonzero elements. If we choose an element M_{jk} from an empty row $M_{j\cdot}$ and set its value to $\epsilon > 0$, then $\|M\|_{\ell_1/\ell_2}$ increases by ϵ . However, if the row is not empty and $\|M_{j\cdot}\|_2 > 0$, then $\|M\|_{\ell_1/\ell_2}$ increases by just $\epsilon^2/2 \|M_{j\cdot}\|_2$ as long as $\epsilon \ll \|M_{j\cdot}\|_2$ (this follows from a Taylor expansion around $\epsilon = 0$ of $(\|M_{j\cdot}\|_2^2 + \epsilon^2)^{1/2}$). It is consequently much cheaper to introduce new elements in non-empty rows than in empty ones, which promotes a common sparsity pattern in the columns.

To super-resolve the signals jointly, we propose minimizing the continuous version of the ℓ_1/ℓ_2 norm subject to data constraints

$$\min_{\tilde{X}} \left\| \tilde{X} \right\|_{\text{gTV}} \quad \text{subject to} \quad \begin{bmatrix} \mathcal{F}_n \tilde{X}_1 & \mathcal{F}_n \tilde{X}_2 & \cdots & \mathcal{F}_n \tilde{X}_m \end{bmatrix} = Y, \quad (3.10)$$

This cost function favors solutions that have a sparse common support, allowing to jointly super-resolve signals that are very challenging to super-resolve individually, as illustrated in Figure 8. We would like to note that this approach is equivalent to the one proposed by two recent preprints [48, 78] from the perspective of atomic-norm minimization.

3.2.2 Implementation

If we discretize the domain, Problem (3.10) reduces to an ℓ_1/ℓ_2 -norm minimization problem. However, as in the case of Problems (2.6) and (3.2), it is possible to obtain a solution over the continuous domain directly.



Figure 8: Top row: Signals and corresponding low-pass data. Middle row: Support-locating polynomials obtained via TV-norm minimization. Bottom row: Support-locating polynomial obtained by gTV-norm minimization (left) and the resulting amplitude estimates (right, the three signals and their estimates are plotted simultaneously).

Lemma 3.4. *The dual of Problem (3.10) is*

$$\max_{C \in \mathbb{C}^{n \times m}} \langle Y, C \rangle \quad \text{subject to} \quad \sup_t \sum_{k=1}^m |(\mathcal{F}_n^* C_k)(t)|^2 \leq 1, \quad (3.11)$$

where C_k denotes column k of C .

The proof of the lemma can be found in Section A.5 of the appendix. By Proposition 2.4, we can recast (3.11) as the semidefinite program

$$\max_{C \in \mathbb{C}^{n \times m}, \Lambda \in \mathbb{C}^{n \times n}} \langle Y, C \rangle \quad \text{subject to} \quad \begin{bmatrix} \Lambda & C \\ C^* & I_n \end{bmatrix} \succeq 0, \quad \mathcal{T}^*(\Lambda) = e_1, \quad (3.12)$$

where I_n is the identity matrix of dimensions $n \times n$.

To recover the support of the primal solution from a dual solution \widehat{C} we compute a generalization of the polynomial (2.17) defined in Section 2.7

$$P_{\widehat{C}}(t) = \sum_{k=1}^m \left| \left(\mathcal{F}_n^* \widehat{C}_k \right) (t) \right|^2. \quad (3.13)$$

The following lemma establishes that we can use this polynomial to locate the support of the primal solution. We defer the proof to Section A.6 in the appendix.

Lemma 3.5. *Let \widehat{X} be a solution to Problem (3.10) such that $\widehat{X}_k(t) = \sum_{t_j \in \widehat{T}} \widehat{A}_{jk} \delta_{t_j}$ for $1 \leq k \leq m$, where $\widehat{A} \in \mathbb{C}^{|\widehat{T}| \times m}$ and \widehat{T} denotes the support of the solution. Then, for any corresponding dual solution $|C|$, the support-locating polynomial satisfies*

$$P_{\widehat{C}}(t_j) = 1 \quad \text{for all } t_j \in \widehat{T}.$$

The careful reader will observe that the lemma does not imply that the support-locating polynomial cannot be equal to one all over the support and hence completely uninformative. However, in the proof of the lemma we show that the polynomial $\mathcal{F}_n^* \widehat{C}_k$, which is restricted to the hypercylinder of radius one by constraint (3.11), is equal to $A_{jk} / \|A_{j\cdot}\|_2$ on \widehat{T} (recall that $A_{j\cdot}$ is the j th row of A). This means that except in pathological cases where the polynomial stays on the surface of the hypercylinder over all of its domain, the support-locating polynomial is informative. Indeed, this is what we observe in numerical simulations. See Section 4 of [18] for a related discussion.

Finally, the procedure to estimate the signals is as follows.

1. Solve the finite-dimensional semidefinite program (3.12).
2. Construct the support-locating polynomial (3.13). Set \widehat{T} to the set of points where its magnitude is equal to one.
3. Estimate the amplitudes of the individual signals by solving the corresponding systems of equations.

Figure 8 shows the polynomial $P_{\widehat{C}}$ for an example where $m = 3$, $s = 15$, $f_c = 40$ and the signal amplitudes are real valued and generated at random. The minimum separation of the common support is $0.7\lambda_c$. The polynomial $P_{\widehat{C}}$ obtained from (3.12) allows to locate the support of the signal with great precision. In contrast, the individual support-locating polynomials obtained from solving the individual TV-norm minimization problems do not allow to locate the support: they miss some spikes and also produce false positives.⁴

3.2.3 Theoretical analysis: Dual certificate

As in the case of Problems (2.6) and (3.2), the dual certificate corresponding to Problem (3.10) provides some useful intuition as to the performance we can expect from the optimization-based method depending on the structure of the signals that generate the data.

⁴A Matlab script reproducing this example is available at http://www.cims.nyu.edu/~cfgranda/scripts/superres_common_support.m.

Lemma 3.6. For X defined by (3.8) and Y defined by (3.9), if there exists an m -dimensional low-pass polynomial $Q : \mathbb{T} \rightarrow \mathbb{C}^m$,

$$Q_k(t) = (\mathcal{F}_n^* C_k)(t) = \sum_{l=-f_c}^{f_c} C_{lk} e^{i2\pi lt}, \quad 1 \leq k \leq m, \quad C = \begin{bmatrix} C_1 & \dots & C_m \end{bmatrix} \in \mathbb{C}^{n \times m},$$

such that

$$Q_k(t_j) = \frac{A_{jk}}{\sqrt{\sum_{k'=1}^m |A_{jk'}|^2}}, \quad t_j \in T,$$

$$\max_{t \in T^c} \sum_{k=1}^m |Q_k(t)|^2 < 1,$$

then X is the unique solution to Problem (3.10).

The dual certificate provided by this lemma (see Section A.7 in the appendix for the proof) is an m -dimensional low-pass polynomial Q that interpolates points from the m -dimensional unit hypersphere \mathcal{S}^m on the support of the signal while remaining strictly inside the hypercylinder $\mathbb{T} \times \mathcal{S}^m$ elsewhere. If the amplitudes of the m signals are in a general position, then it is plausible that interpolating these points may become easier as the dimension m of the hypercylinder increases. This would imply that using a larger number of signals may allow to recover common supports with smaller minimum separations. This is confirmed by the numerical simulations in Figure 9, which show that exact recovery occurs for decreasing values of the minimum distance as we increase m .

3.2.4 Numerical results

Figure 9 shows the fraction of successes achieved by gTV minimization for different values of the minimum distance, of the number of signals m and of the number of point sources in each signal $|T|$. As in the case of TV minimization for a single signal (see Figure 3), a phase transition occurs at a certain value of the minimum distance. This critical value of the minimum distance decreases as m increases, saturating at $\lambda_c/2$. Below this value, there exist signals that may lie almost in the null space of the measurement operator (note that this is a stronger statement than the *difference* of two signals being almost in the null space, see Section 2.2). Characterizing the minimum separation at which gTV-norm minimization succeeds for amplitudes in a general position is an intriguing research problem.

4 Proof of Proposition 2.3

Our aim is to construct a low pass polynomial that interpolates an arbitrary sign pattern $v \in \mathbb{C}^{|T|}$ on a set of points T separated by a minimum distance of $1.26/f_c$. As a first idea, we could consider interpolating the sign pattern with a Dirichlet kernel,

$$K(f, t) := \frac{1}{2f+1} \sum_{k=-f}^f e^{i2\pi kt}$$

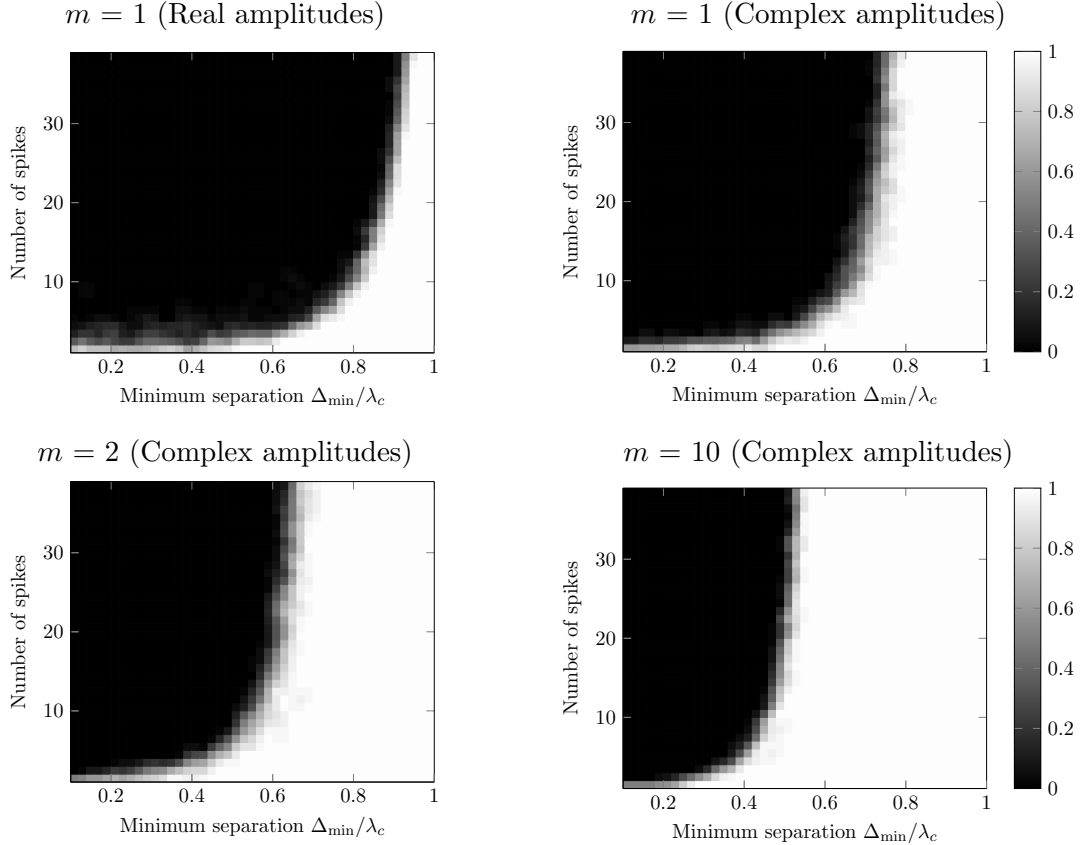


Figure 9: Graphs showing the fraction of times Problem (3.10) achieves exact recovery over 10 trials with random signs and supports for different values of m . As m grows the minimum separation at which exact recovery occurs tends to $\lambda_c/2$. The simulations are carried out using CVX [42].

which can also be written as

$$K(f, t) = \begin{cases} 1 & \text{if } t = 0 \\ \frac{\sin((2f+1)\pi t)}{(2f+1)\sin(\pi t)} & \text{otherwise .} \end{cases} \quad (4.1)$$

The result of the interpolation would satisfy (2.8) and (2.9) by construction, but controlling its magnitude on the off-support would be problematic because of the slow decay of the tail of K . An alternative is to use a faster-decaying kernel instead, as in [18] which uses the fourth power of the Dirichlet kernel, also known as Jackson kernel. Taking the fourth power of a kernel is equivalent to repeatedly convolving it with itself in the frequency domain, which smooths out the discontinuities of its spectrum. The resulting kernel is consequently not as *spiky* at the origin, but has a faster decaying tail. Generalizing this idea, we can take the product of p kernels with different bandwidths $\gamma_1 f_c, \gamma_2 f_c, \dots, \gamma_p f_c$ to achieve a better tradeoff between the behavior of the resulting kernel at the

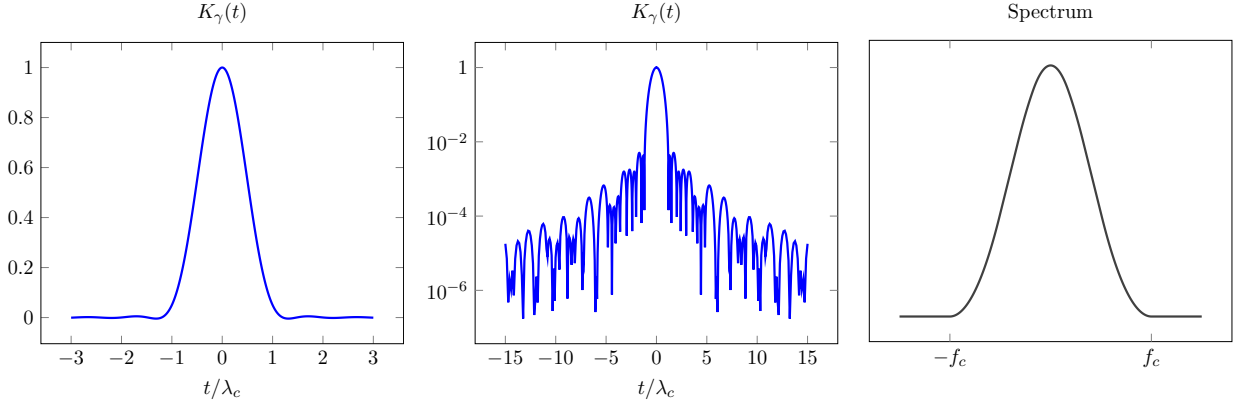


Figure 10: Interpolating kernel used in the proof (left), along with its asymptotic decay (center) and its low-pass spectrum (right). It is the product of three Dirichlet kernels with cut-off frequencies $0.247 f_c$, $0.339 f_c$ and $0.414 f_c$.

origin and the decay of its tail. This yields a kernel of the form

$$K_\gamma(t) := \prod_{j=1}^p K(\gamma_j f_c, t) = \sum_{k=-f_c}^{f_c} c_k e^{i2\pi kt} \quad (4.2)$$

where $c \in \mathbb{C}^n$ is the convolution of the Fourier coefficients of $K(\gamma_1 f_c, t), K(\gamma_2 f_c, t), \dots, K(\gamma_p f_c, t)$. As long as $\sum_{j=1}^p \gamma_j = 1$, the cut-off frequency of the kernel is indeed f_c . We fix $p = 3$ and $\gamma_1 = 0.247$, $\gamma_2 = 0.339$ and $\gamma_3 = 0.414$. Figure 10 shows K_γ and its spectrum.

Interpolating the sign pattern with an adequately selected kernel is not sufficient to produce a valid construction. The reason is that the magnitude of the polynomial will tend to exceed one near the elements of the support T . This can be avoided, however, by forcing the derivative of the kernel to be zero at those points, an idea introduced in [18]. As a result, the magnitude of the polynomial has a local extremum at the interpolation point and obeys condition (2.11) for a sufficiently large minimum separation, as illustrated by Figure 11. In order to enforce the extra constraint on the derivative of q , we need more degrees of freedom in the construction. For this purpose, we incorporate the derivative of the kernel, so that the construction is of the form

$$q(t) = \sum_{t_j \in T} \alpha_j K_\gamma(t - t_j) + \beta_j K_\gamma^{(1)}(t - t_j), \quad (4.3)$$

where $\alpha, \beta \in \mathbb{C}^{|T|}$ are coefficient sequences satisfying

$$q(t_k) = \sum_{t_j \in T} \alpha_j K_\gamma(t_k - t_j) + \beta_j K_\gamma^{(1)}(t_k - t_j) = v_k, \quad t_k \in T, \quad (4.4)$$

$$q_R^{(1)}(t_k) + i q_I^{(1)}(t_k) = \sum_{t_j \in T} \alpha_j K_\gamma^{(1)}(t_k - t_j) + \beta_j K_\gamma^{(2)}(t_k - t_j) = 0, \quad t_k \in T, \quad (4.5)$$

and q_R and q_I are the real and imaginary parts of q .

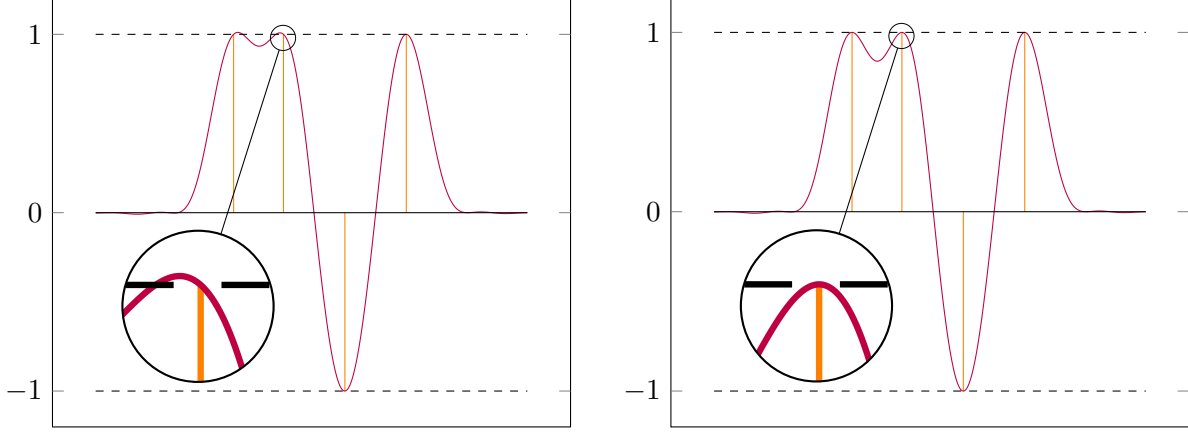


Figure 11: Dual-polynomial if we only use K_γ to interpolate the sign pattern (left), as opposed to also incorporating its derivative into the construction and forcing the derivative of the polynomial to be zero at the interpolation points (right).

This construction trivially satisfies (2.8) because both K_γ and $K_\gamma^{(1)}$ are low pass. The following lemma, proved in Section 4.2, establishes that (2.9) holds and derives some bounds on the interpolation coefficients.

Lemma 4.1. *Under the hypotheses of Theorem 2.2, there exist coefficient vectors α and β obeying (4.4) and (4.5), such that*

$$\begin{aligned} \|\alpha\|_\infty &\leq \alpha^U := 1 + 2.370 \cdot 10^{-2}, \\ \|\beta\|_\infty &\leq \beta^U := 4.247 \cdot 10^{-2} \lambda_c. \end{aligned} \tag{4.6}$$

In addition, if $v_1 = 1$,

$$\operatorname{Re} \alpha_1 \geq \alpha_R^L := 1 - 2.370 \cdot 10^{-2}, \quad |\operatorname{Im} \alpha_1| \leq \alpha_I^U := 2.370 \cdot 10^{-2}. \tag{4.7}$$

The proof is completed by two lemmas, proved in Sections 4.3 and 4.4, which show that our construction satisfies (2.10) and (2.11).

Lemma 4.2. *Fix $t_0 \in T$. Under the hypotheses of Theorem 2.2, $|q(t)| < 1$ for $|t - t_0| \in (0, 0.288316 \lambda_c]$ and there exist numerical constants $C_0 \in (0, 1)$, C_1 and C_2 such that (2.11) holds.*

Lemma 4.3. *Fix $t_0 \in T$. Let t_+ be the nearest element of T such that $t_+ > t_0$ and t_- be the nearest element of T such that $t_- < t_0$. Under the hypotheses of Theorem 2.2, $|q(t)| < 1$ for $t_0 - \frac{t_0 - t_-}{2} \leq t < t_0$ and $t_0 < t \leq t_0 + \frac{t_+ - t_0}{2}$.*

The proofs of Lemmas 4.1, 4.2 and 4.3 make heavy use of bounds on K_γ that are presented in Section 4.1.

The proofs of the different lemmas required to establish our main result involve some rather intricate calculations. In order to ease the task of checking the proof, we provide a Matlab script that performs these calculations at http://www.cims.nyu.edu/~cfgranda/scripts/superres_proof.zip.

4.1 Bounds on the interpolation kernel

Our results rely on sharp non-asymptotic bounds on the Dirichlet kernel K (4.1) and its derivatives, which can in turn be used to establish bounds on the interpolation kernel K_γ (4.2) and its derivatives. To avoid excessive clutter we defer the precise expressions and their proofs to the appendix. The following lemma, proved in Section C.1, provides upper and lower bounds near the origin.

Lemma 4.4. *For $f_c \geq 10^3$ and $\ell \in \{0, 1, 2, 3\}$, for any t in the unit interval if τ is such that $|f_c t - \tau| \leq \epsilon$ then*

$$B_{\gamma,\ell}^L(\tau) - (2\pi)^{\ell+1} f_c^\ell \epsilon \leq K_\gamma^{(\ell)}(t) \leq B_{\gamma,\ell}^U(\tau) + (2\pi)^{\ell+1} f_c^\ell \epsilon$$

where $B_{\gamma,\ell}^L$ and $B_{\gamma,\ell}^U$ are defined in Section B.1 of the appendix.

A direct corollary yields a sharp bound on the magnitude of the kernel and its derivatives.

Corollary 4.5. *For $f_c \geq 10^3$, $\ell \in \{0, 1, 2, 3\}$ and any t in the unit interval, if τ is such that $|f_c t - \tau| \leq \epsilon$ then*

$$\left| K_\gamma^{(\ell)}(t) \right| \leq B_{\gamma,\ell}^\infty(\tau, \epsilon) := \max \left\{ |B_{\gamma,\ell}^L(\tau)|, |B_{\gamma,\ell}^U(\tau)| \right\} + (2\pi)^{\ell+1} f_c^\ell \epsilon.$$

Away from the origin, we establish bounds on the absolute value of K_γ and its derivatives that are weaker, but decreasing. The following lemma is proved in Section C.2 of the appendix.

Lemma 4.6. *For $f_c \geq 10^3$, $\ell \in \{0, 1, 2, 3\}$ and $|t| < \frac{450}{f_c}$*

$$\left| K_\gamma^{(\ell)}(t) \right| \leq b_{\gamma,\ell}(f_c t)$$

where $b_{\gamma,\ell}$ are decreasing functions defined in Section B.2 of the appendix.

Corollary 4.5 and Lemma 4.6 are combined in the next lemma, proved in Section C.3, to bound the sum of absolute values of shifted copies of the kernel (and of its derivatives) if they are separated by the minimum distance. The lemma is stated for an interval around the origin, but it holds for any position in the unit interval.

Lemma 4.7. *Assume $0 \in T$ and let $\tau_{\min} := \Delta_{\min}/\lambda_c = 1.26$ denote the minimum separation of the set T , scaled so that $\Delta(T) \geq \tau_{\min}/f_c$. If $f_c \geq 10^3$ and $\gamma = [0.247, 0.339, 0.414]^T$, for any $0 \leq t \leq \Delta_{\min}/2$, $\epsilon > 0$ and τ such that $\tau - \epsilon \leq f_c t \leq \tau$*

$$\sum_{t_j \in T \setminus \{0\}} \left| K_\gamma^{(\ell)}(t - t_j) \right| \leq H_\ell(\tau) + H_\ell(-\tau),$$

where

$$H_\ell(\tau) := \sum_{j=1}^{20} \max \left\{ \max_{u \in \mathcal{G}_{j,\tau}} B_{\gamma,\ell}^\infty(u, \epsilon), b_{\gamma,\ell}((j+4)\tau_{\min}) \right\} + \tilde{C}_\ell,$$

where $\mathcal{G}_{j,\tau}$ is an ϵ -grid of equispaced points covering the interval $[j\tau_{\min} - \tau, (j+4)\tau_{\min}]$ and

$$\tilde{C}_\ell := \sum_{j=21}^{400} b_{\gamma,\ell}((j-1/2)\tau_{\min}) + C_\ell,$$

$$C_0 = 8.852 \cdot 10^{-7}, C_1 = 5.562 \cdot 10^{-6}, C_2 = 3.495 \cdot 10^{-5}, C_3 = 2.196 \cdot 10^{-4}.$$

4.2 Proof of Lemma 4.1

Set

$$(D_0)_{jk} = K_\gamma(t_j - t_k), \quad (D_1)_{jk} = K_\gamma^{(1)}(t_j - t_k), \quad (D_2)_{jk} = K_\gamma^{(2)}(t_j - t_k),$$

where j and k range from 1 to $|T|$. With this, (4.4) and (4.5) become

$$\begin{bmatrix} D_0 & D_1 \\ D_1 & D_2 \end{bmatrix} \begin{bmatrix} \alpha \\ \beta \end{bmatrix} = \begin{bmatrix} v \\ 0 \end{bmatrix}.$$

By standard linear algebra result, this system is invertible if and only if D_2 and its Schur complement $D_0 - D_1 D_2^{-1} D_1$ are both invertible. To prove that this is the case we can use the fact that a symmetric matrix M is invertible if

$$\|I - M\|_\infty < 1, \quad (4.8)$$

where $\|A\|_\infty$ is the usual infinity norm of a matrix defined as $\|A\|_\infty = \max_{\|x\|_\infty=1} \|Ax\|_\infty = \max_i \sum_j |a_{ij}|$. This follows from $M^{-1} = (I - H)^{-1} = \sum_{k \geq 0} H^k$, $H = I - M$, where the series is convergent since $\|H\|_\infty < 1$. In particular,

$$\|M^{-1}\|_\infty \leq \frac{1}{1 - \|I - M\|_\infty}. \quad (4.9)$$

By Lemma 4.7,

$$\|I - D_0\|_\infty \leq \max_{t_0 \in T} \sum_{t_j \in T \setminus \{t_0\}} |K_\gamma(t_0 - t_j)| \leq 2H_0(0) \leq 1.855 \cdot 10^{-2}, \quad (4.10)$$

$$\|D_1\|_\infty \leq \max_{t_0 \in T} \sum_{t_j \in T \setminus \{t_0\}} |K_\gamma^{(1)}(t_0 - t_j)| \leq 2H_1(0) \leq 0.1110 f_c, \quad (4.11)$$

$$\left\| K_\gamma^{(2)}(0) I - D_2 \right\|_\infty \leq \max_{t_0 \in T} \sum_{t_j \in T \setminus \{t_0\}} |K_\gamma^{(2)}(t_0 - t_j)| \leq 2H_2(0) \leq 1.895 f_c^2. \quad (4.12)$$

Note that D_2 is symmetric because the second derivative of the interpolation kernel $K_\gamma^{(2)}$ is symmetric. The bound (4.12) implies

$$\left\| I - \frac{D_2}{K_\gamma^{(2)}(0)} \right\|_\infty < 1,$$

which implies the invertibility of D_2 . To control the infinity norm of the inverse of D_2 we need bounds on the value of $K_\gamma^{(2)}$ at the origin.

Lemma 4.8. *If $f_c \geq f_{\min}$*

$$K_\gamma^{(2)}(0) \leq B_{\gamma,2}^{0,U} < 0, \quad \text{where } B_{\gamma,2}^{0,U} = \sum_{j=1}^p B_2^{0,U}(\gamma_j) \quad \text{and} \quad B_2^{0,U}(\gamma_j) = -\frac{4\pi^2 \gamma_j^2 f_c^2}{3}.$$

Proof. The result is a consequence of $K(f, 0) = 1$, $K^{(1)}(f, 0) = 0$, $K^{(2)}(f, 0) = -4\pi^2 f(1+f)/3$ and (C.19). \square

By the lemma and (4.9), we have

$$\begin{aligned} \|D_2^{-1}\|_\infty &\leq \frac{1}{\left|K_\gamma^{(2)}(0)\right| - \left\|K_\gamma^{(2)}(0)I - D_2\right\|_\infty} \\ &\leq \frac{1}{\left|B_{\gamma,2}^{0,U}\right| - \left\|K_\gamma^{(2)}(0)I - D_2\right\|_\infty} \leq 0.3738 \lambda_c^2. \end{aligned} \quad (4.13)$$

Combining this with (4.10) and (4.11) yields

$$\begin{aligned} \left\|I - (D_0 - D_1 D_2^{-1} D_1)\right\|_\infty &\leq \|I - D_0\|_\infty + \|D_1\|_\infty^2 \|D_2^{-1}\|_\infty \\ &\leq 2.315 \cdot 10^{-2} < 1. \end{aligned} \quad (4.14)$$

Note that the Schur complement of D_2 is symmetric because D_0 and D_2 are both symmetric whereas $D_1^T = -D_1$ since the derivative of the interpolation kernel is odd. This shows that the Schur complement of D_2 is invertible and, therefore, the coefficient vectors α and β are well defined.

There just remains to bound the interpolation coefficients, which can be expressed as

$$\begin{bmatrix} \alpha \\ \beta \end{bmatrix} = \begin{bmatrix} I \\ -D_2^{-1} D_1 \end{bmatrix} C^{-1} v, \quad C := D_0 - D_1 D_2^{-1} D_1,$$

where C is the Schur complement. The relationships (4.9) and (4.14) immediately give a bound on the magnitude of the entries of α

$$\|\alpha\|_\infty = \|C^{-1} v\|_\infty \leq \|C^{-1}\|_\infty \leq 1 + 2.370 \cdot 10^{-2}.$$

Similarly, (4.11), (4.13) and (4.14) allow to bound the entries of β :

$$\begin{aligned} \|\beta\|_\infty &\leq \|D_2^{-1} D_1 C^{-1}\|_\infty \\ &\leq \|D_2^{-1}\|_\infty \|D_1\|_\infty \|C^{-1}\|_\infty \leq 4.247 \cdot 10^{-2} \lambda_c. \end{aligned}$$

Finally, with $v_1 = 1$, we can use (4.14) to show that α_1 is almost equal to 1. Indeed,

$$\begin{aligned} |1 - \alpha_1| &= |1 - (C^{-1} v)_1| \\ &= |(I - C^{-1} v)_1| \\ &\leq \|I - C^{-1}\|_\infty \\ &= \|C^{-1}(I - C)\|_\infty \\ &\leq \|C^{-1}\|_\infty \|I - C\|_\infty \leq 2.370 \cdot 10^{-2}. \end{aligned}$$

This concludes the proof.

4.3 Proof of Lemma 4.2

Without loss of generality we map the unit circle \mathbb{T} to the interval $[-\frac{1}{2}, \frac{1}{2}]$ and we set $t_0 = 0$ and $v_0 = 1$. In order to bound the magnitude of the dual polynomial locally, we control the second

derivative of its square around the origin. In particular, we bound it on an interval of the form $f_c t \in [j\epsilon, (j+1)\epsilon]$ for an integer $j \geq 0$ and $\epsilon > 0$. Let us decompose $q = q_R + iq_I$ into its real and imaginary parts. The derivative is equal to

$$\begin{aligned} \frac{d^2 |q|^2}{dt^2} (t) &= 2 \left(q_R(t) q_R^{(2)}(t) + q_I(t) q_I^{(2)}(t) + \left(q_R^{(1)}(t) \right)^2 + \left(q_I^{(1)}(t) \right)^2 \right) \\ &= 2 \left(q_R(t) q_R^{(2)}(t) + q_I(t) q_I^{(2)}(t) + |\tilde{q}_1(t)|^2 \right), \end{aligned}$$

where $\tilde{q}_1(t) := q_R^{(1)} + iq_I^{(1)}$. To alleviate notation we define

$$G_{\ell,j,\epsilon}(a_1, a_2) := a_1 B_{\gamma,\ell}^\infty(j\epsilon, \epsilon) + a_2 (H_\ell(-(j+1)\epsilon) + H_\ell((j+1)\epsilon)), \quad (4.15)$$

where $B_{\gamma,\ell}^\infty$ is defined in Corollary 4.5. By Lemmas 4.1, 4.4 and 4.7 and Corollary 4.5 we have

$$\begin{aligned} q_R(t) &= \sum_{t_j \in T} \operatorname{Re}(\alpha_j) K_\gamma(t - t_j) + \operatorname{Re}(\beta_j) K_\gamma^{(1)}(t - t_j) \\ &\geq \operatorname{Re}(\alpha_0) K_\gamma(t) - \|\alpha\|_\infty \sum_{t_j \in T \setminus \{0\}} |K_\gamma(t - t_j)| - \|\beta\|_\infty \sum_{t_j \in T} |K_\gamma^{(1)}(t - t_j)| \\ &\geq \alpha_R^L (B_{\gamma,0}^L(j\epsilon) - 2\pi\epsilon) - \alpha^U (H_0(-(j+1)\epsilon) + H_0((j+1)\epsilon)) - G_{1,j,\epsilon}(\beta^U, \beta^U) \\ &:= J_{0,R}^L(j), \end{aligned}$$

for $j\epsilon \leq f_c t \leq (j+1)\epsilon$ since $B_{\gamma,0}^L$ is positive in the interval of interest. Similarly,

$$\begin{aligned} |q_R(t)| &\leq G_{0,j,\epsilon}(\alpha^U, \alpha^U) + G_{1,j,\epsilon}(\beta^U, \beta^U) := J_{0,R}(j), \\ |q_I(t)| &\leq G_{0,j,\epsilon}(\alpha_I^U, \alpha^U) + G_{1,j,\epsilon}(\beta^U, \beta^U) := J_{0,I}(j), \\ |\tilde{q}_1(t)| &\leq G_{1,j,\epsilon}(\alpha^U, \alpha^U) + G_{2,j,\epsilon}(\beta^U, \beta^U) := J_1(j), \\ |q_R^{(2)}(t)| &\leq G_{2,j,\epsilon}(\alpha^U, \alpha^U) + G_{3,j,\epsilon}(\beta^U, \beta^U) := J_{2,R}(j), \\ |q_I^{(2)}(t)| &\leq G_{2,j,\epsilon}(\alpha_I^U, \alpha^U) + G_{3,j,\epsilon}(\beta^U, \beta^U) := J_{2,I}(j), \end{aligned}$$

and if $B_{\gamma,2}^U(j\epsilon) + (2\pi)^3 \epsilon < 0$

$$q_R^{(2)}(t) \leq \alpha_R^L \left(B_{\gamma,2}^L(j\epsilon) + (2\pi)^3 \epsilon \right) + \alpha^U (H_2(-(j+1)\epsilon) + H_2((j+1)\epsilon)) + G_{3,j,\epsilon}(\beta^U, \beta^U) := J_{2,R}^{\text{near}}(j).$$

Combining these expressions we obtain a bound on the second derivative of the square of the polynomial q ,

$$\frac{d^2 |q|^2}{dt^2} (t) \leq F_{2,j},$$

of the form

$$F_{2,j} := \begin{cases} 2 \left(J_{2,R}^{\text{near}}(j) J_{0,R}^L(j) + J_{2,I}(j) J_{0,I}(j) + J_1(j)^2 \right), & \text{if } B_{\gamma,2}^U(j\epsilon) < 0 \\ 2 \left(J_{2,R}(j) J_{0,R}^U(j) + J_{2,I}(j) J_{0,I}(j) + J_1(j)^2 \right), & \text{otherwise,} \end{cases} \quad (4.16)$$

which holds for any t such that $f_c t \in [j\epsilon, (j+1)\epsilon]$. This bound allows us to control the curvature of the squared magnitude of $|q|$ on a fine grid, which can in turn be leveraged to obtain a bound on $|q|$. This is made precise by the following lemma, proved in Section C.5 of the appendix.

Lemma 4.9. *If F is a twice continuously-differentiable real-valued function such that*

$$F(0) = 1, \quad F^{(1)}(0) = 0, \quad \sup_{j\epsilon \leq \tilde{t} \leq (j+1)\epsilon} F^{(2)}(\tilde{t}) \leq F_{2,j},$$

for a certain positive real number ϵ and all nonnegative integers $j \geq 0$, then if $k\epsilon \leq t \leq (k+1)\epsilon$ for an integer k we have

$$F(t) \leq F_k^\infty := 1 + \epsilon^2 \left(\sum_{j=0}^{k-1} \left(\sum_{l=1}^{j-1} F_{2,l} + \mathbb{1}_{F_{2,j}>0} F_{2,j} \right) + \mathbb{1}_{F_2>0} F_2 \right),$$

where

$$F_2 = \sum_{j=0}^{k-1} F_{2,j} + \mathbb{1}_{F_{2,k}>0} F_{2,k}.$$

We apply the lemma by setting $F = |q|^2$. By Lemma 4.1, $F(0) = |q(0)|^2 = 1$ and $F^{(1)}(0) = 2q_R(0)q_R^{(1)}(0) + 2q_I(0)q_I^{(1)}(0) = 0$. To obtain a bound on $|q|^2$ we evaluate the bound computationally on a grid with step size $\epsilon = 10^{-6}$ covering the interval $[0, 0.3]$. The corresponding values of F_k^∞ are plotted on the left of Figure 12. Since F_k^∞ lies below $1 - 6.394 \cdot 10^{-7}$ between $k = 1$ and $k = 0.288316/\epsilon$, we have

$$|q(t)| \leq 1 - 3.197 \cdot 10^{-7}, \quad |t - t_k| \leq 0.288316 \lambda_c, \quad t_k \in T,$$

since we fixed $t_0 = 0$ without loss of generality.

For t belonging to the interval $(0, \epsilon)$ we apply the following inequality, which follows from the fundamental theorem of calculus and the facts that $F'(0) = 0$ and $F_{2,0} \leq -3.23 f_c^2$ (the proof of Lemma 4.9 is based on a similar argument)

$$\begin{aligned} \sup_{t \in (0, \epsilon)} |q(t)|^2 &\leq \sup_{t \in (0, \epsilon)} F(0) + t^2 \sup_{u \in [0, \epsilon]} F''(u) \\ &= \sup_{t \in (0, \epsilon)} 1 + F_{2,0} t^2 \\ &\leq \sup_{t \in (0, \epsilon)} 1 - 3.23 f_c^2 t^2 \\ &< 1. \end{aligned}$$

Finally, to establish the quadratic bound (2.11) on the magnitude of q we prove that in the interval the second derivative of $|q|$ lies strictly below zero. In fact, we can make use of the bound (4.16). Since

$$\begin{aligned} \frac{d^2 |q|}{dt^2}(t) &= - \frac{\left(q_R(t) q_R^{(1)}(t) + q_I(t) q_I^{(1)}(t) \right)^2}{|q(t)|^3} + \frac{q_R(t) q_R^{(2)}(t) + q_I(t) q_I^{(2)}(t) |\tilde{q}_1(t)|^2}{|q(t)|} \\ &= - \frac{\left(q_R(t) q_R^{(1)}(t) + q_I(t) q_I^{(1)}(t) \right)^2}{|q(t)|^3} + \frac{1}{2|q(t)|} \frac{d^2 |q|^2}{dt^2}(t) \end{aligned}$$

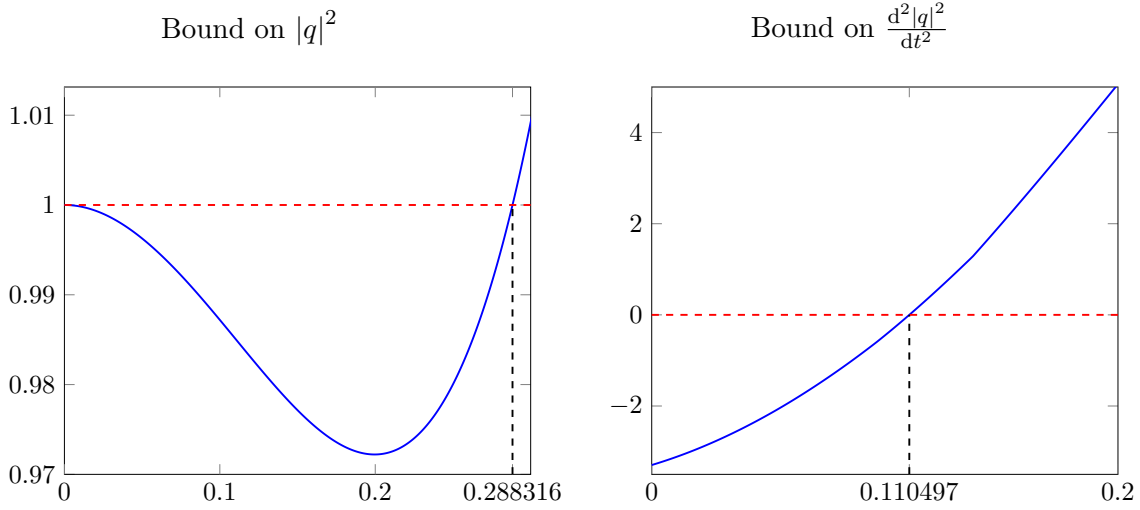


Figure 12: On the left, plot of F_k^∞ obtained by applying Lemma 4.9 with $F = |q|^2$. The bound is evaluated on a grid with step size $\epsilon = 10^{-6}$ covering the interval $[0, 0.3]$. Between 10^{-6} and 0.288316 it remains strictly below 1. On the right, plot of $F_{2,j}$ (4.16) evaluated on a grid with step size $\epsilon = 10^{-6}$ covering the interval $[0, 0.2]$. Between 10^{-6} and 0.110497 the bound is strictly negative.

this second derivative is negative if $\frac{d^2|q|^2}{dt^2}$ is negative. To bound this latter quantity we evaluate the bound $F_{2,j}$ (4.16) on a grid with step size $\epsilon = 10^{-6}$ covering the interval $[0, 0.2]$. The result is plotted on the right of Figure 12. Between 0 and 0.110497 the bound is strictly negative, which immediately implies that this is also the case for the second derivative of $|q|$. This establishes the upper bound in (2.11), because $q(t_0) = 1$ and the derivative of $|q|$ is zero by Lemma 4.1. To prove the lower bound we just need to bound the second derivative of the real and imaginary parts of $q - v_j$. Since the argument is almost identical to the one used to bound the second derivative of $|q|^2$ we omit the details.

4.4 Proof of Lemma 4.3

By Lemmas 4.1, 4.4 and 4.7 and Corollary 4.5

$$|q(t)| \leq G_{0,j,\epsilon}(\alpha^U, \alpha^U) + G_{1,j,\epsilon}(\beta^U, \beta^U), \quad (4.17)$$

for any $t \leq \Delta_{\min}/2$ in $[j\epsilon, (j+1)\epsilon]$, where $G_{\ell,j,\epsilon}$ is defined in (4.15). We evaluate the bound numerically on a grid with step size $\epsilon = 10^{-6}$ to establish that in the interval $[0.288316, \tau_{\min}/2]$

$$|q(t)| \leq 1 - 4.641 \cdot 10^{-3}.$$

The numerical values are plotted in Figure 13.

Together with Lemma 4.2, this completes the proof except for the following case: The first spike to the right of t_0 , which we denote by t_1 , might be at a larger distance than Δ_{\min} , so it is still

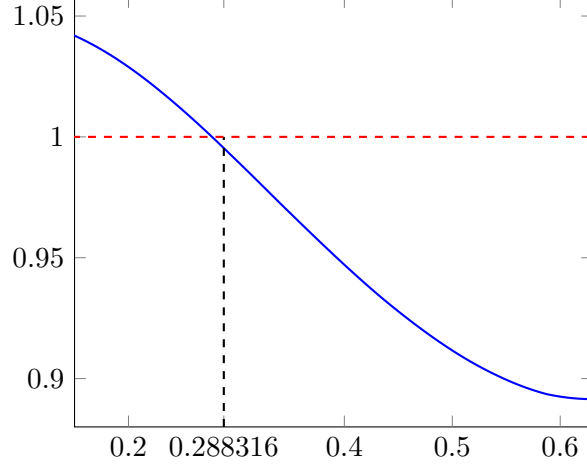


Figure 13: The bound (4.17) is evaluated on a grid with step size $\epsilon = 10^{-6}$ covering the interval $[0, 0.3]$. Between 0.288316 and $\tau_{\min}/2$ it remains strictly below 1.

necessary to bound q in the interval $[\Delta_{\min}/2, t_0 + \frac{t_1-t_0}{2}]$. Let t be a point in this interval, then

$$\begin{aligned}
|q(t)| &= \left| \sum_{t_j \in T} \alpha_j K_\gamma(t - t_j) + \beta_j K_\gamma^{(1)}(t - t_j) \right| \\
&\leq \alpha^U \left(|K_\gamma(t - t_0)| + \sum_{t_j \in T/\{t_0\}} |K_\gamma(t - t_j)| \right) + \beta^U \left(|K_\gamma^{(1)}(t - t_0)| + \sum_{t_j \in T/\{t_0\}} |K_\gamma^{(1)}(t - t_j)| \right) \\
&\leq \alpha^U \left(\max_{u \in \mathcal{G}} \left\{ \max_{u \in \mathcal{G}} B_{\gamma,0}^\infty(u, \epsilon), b_{\gamma,0}(2\tau_{\min}) \right\} + H_0(\tau_{\min}/2) + H_0(0) \right) \\
&\quad + \beta^U \left(\max_{u \in \mathcal{G}} \left\{ \max_{u \in \mathcal{G}} B_{\gamma,1}^\infty(u, \epsilon), b_{\gamma,1}(2\tau_{\min}) \right\} + H_1(\tau_{\min}/2) + H_1(0) \right),
\end{aligned}$$

where \mathcal{G} is a grid with step size ϵ covering the interval $[\tau_{\min}/2, 2\tau_{\min}]$. The bound follows from Lemmas 4.1, 4.4 and 4.7 and Corollary 4.5. In particular, from the definition of H_ℓ in Lemma 4.7 it is not difficult to show that if $\tau_{\min}/2 \leq t \leq t_1 - \tau_{\min}/2$ then

$$\sum_{t_j \in T \cap (0, \frac{1}{2})} |K_\gamma^{(\ell)}(t - t_j)| \leq H_\ell(\tau_{\min}/2) \quad \text{and} \quad \sum_{t_j \in T \cap [-\frac{1}{2}, 0)} |K_\gamma^{(\ell)}(t - t_j)| \leq H_\ell(0).$$

Finally, we evaluate the bound numerically for a step size of $\epsilon = 10^{-6}$ to prove that

$$|q(t)| \leq 0.896$$

in $[\Delta_{\min}/2, t_0 + \frac{t_1-t_0}{2}]$.

5 Conclusion and future research

In this work we provide a reasonably tight characterization of the performance of super-resolution via convex programming when the signal consists of point sources in one dimension that are separated by a minimum distance. Interesting research directions include developing a sharper bound than the one provided by [18] for two-dimensional signals, studying other conditions that allow for a small degree of clustering in the support of the signal as in [54] and extending the analysis to other signal models such as piecewise-constant signals in two dimensions. We have also derived optimization-based algorithms to tackle the demixing of sines and spikes and the super-resolution of point sources with a common support. In both cases, it would be interesting to derive theoretical guarantees by building the appropriate dual certificates, as outlined in Sections 3.1.3 and 3.2.3. Finally, applying optimization-based approaches in real applications will require developing efficient algorithms to solve the corresponding optimization programs on large-scale datasets (see [15] for recent work in this direction that is relevant to super-resolution).

Acknowledgements

The author is grateful to Emmanuel Candès for useful discussions and to the anonymous reviewers for helpful suggestions.

References

- [1] L. Ambrosio, N. Fusco, and D. Pallara. *Functions of bounded variation and free discontinuity problems*, volume 254. Clarendon Press Oxford, 2000.
- [2] C. Aubel, D. Stotz, and H. Bolcskei. Super-resolution from short-time Fourier transform measurements. In *Acoustics, Speech and Signal Processing (ICASSP), 2014 IEEE International Conference on*, pages 36–40. IEEE, 2014.
- [3] J.-M. Azais, Y. De Castro, and F. Gamboa. Spike detection from inaccurate samplings. *Applied and Computational Harmonic Analysis*, 38(2):177–195, 2015.
- [4] N. S. Banerjee and J. F. Geer. Exponentially accurate approximations to periodic Lipschitz functions based on Fourier series partial sums. *J. Sci. Comput.*, 13:419–460, 1998.
- [5] Y. Barbotin, A. Hormati, S. Rangan, and M. Vetterli. Estimation of sparse MIMO channels with common support. *Communications, IEEE Transactions on*, 60(12):3705–3716, 2012.
- [6] D. Batunkov and Y. Yomdin. Algebraic Fourier reconstruction of piecewise smooth functions. *Math. Comput.*, 81(277), 2012.
- [7] T. Bendory, S. Dekel, and A. Feuer. Exact recovery of dirac ensembles from the projection onto spaces of spherical harmonics. *Constructive Approximation*, pages 1–25, 2014.
- [8] T. Bendory, S. Dekel, and A. Feuer. Exact recovery of non-uniform splines from the projection onto spaces of algebraic polynomials. *Journal of Approximation Theory*, 182:7–17, 2014.
- [9] E. Betzig, G. H. Patterson, R. Sougrat, O. W. Lindwasser, S. Olenych, J. S. Bonifacino, M. W. Davidson, J. Lippincott-Schwartz, and H. F. Hess. Imaging intracellular fluorescent proteins at nanometer resolution. *Science*, 313(5793):1642–1645, 2006.

- [10] A. Beurling. Sur les intégrales de Fourier absolument convergentes et leur application a une transformation fonctionnelle. In *Ninth Scandinavian Mathematical Congress*, pages 345–366, 1938.
- [11] A. Beurling. Interpolation for an interval on \mathbb{R}^1 . In *The Collected Works of Arne Beurling: Harmonic Analysis*, volume 2, pages 351 – 365, 1966.
- [12] B. N. Bhaskar, G. Tang, and B. Recht. Atomic norm denoising with applications to line spectral estimation. *IEEE Transactions on Signal Processing*, 61(23):5987–5999, 2013.
- [13] G. Bienvenu. Influence of the spatial coherence of the background noise on high resolution passive methods. In *Proceedings of the International Conference on Acoustics, Speech and Signal Processing*, volume 4, pages 306 – 309, 1979.
- [14] T. Blu, P. Dragotti, M. Vetterli, P. Marziliano, and L. Coulot. Sparse sampling of signal innovations. *IEEE Signal Processing Magazine*, 25(2):31–40, 2008.
- [15] N. Boyd, G. Schiebinger, and B. Recht. The alternating descent conditional gradient method for sparse inverse problems. Preprint.
- [16] K. Bredies and H. K. Pikkarainen. Inverse problems in spaces of measures. *ESAIM: Control, Optimization and Calculus of Variations*, 2012.
- [17] J. A. Cadzow. Signal enhancement- a composite property mapping algorithm. *Acoustics, Speech and Signal Processing, IEEE Transactions on*, 36(1):49–62, 1988.
- [18] E. J. Candès and C. Fernandez-Granda. Towards a mathematical theory of super-resolution. *Communications on Pure and Applied Mathematics*, 67(6):906–956.
- [19] E. J. Candès and C. Fernandez-Granda. Super-resolution from noisy data. *Journal of Fourier Analysis and Applications*, 19(6):1229–1254, 2013.
- [20] E. J. Candès, X. Li, Y. Ma, and J. Wright. Robust principal component analysis? *Journal of the ACM (JACM)*, 58(3):11, 2011.
- [21] E. J. Candès and B. Recht. Exact matrix completion via convex optimization. *Foundations of Computational mathematics*, 9(6):717–772, 2009.
- [22] E. J. Candès, J. K. Romberg, and T. Tao. Robust uncertainty principles: exact signal reconstruction from highly incomplete frequency information. *IEEE Transactions on Information Theory*, 52(2):489–509, 2006.
- [23] E. J. Candès and T. Tao. Decoding by linear programming. *Information Theory, IEEE Transactions on*, 51(12):4203–4215, 2005.
- [24] E. J. Candès and T. Tao. Near-optimal signal recovery from random projections: universal encoding strategies? *IEEE Transactions in Information Theory*, 52:5406–5425, 2006.
- [25] V. Chandrasekaran, S. Sanghavi, P. A. Parrilo, and A. S. Willsky. Rank-sparsity incoherence for matrix decomposition. *SIAM Journal on Optimization*, 21(2):572–596, 2011.
- [26] J. F. Claerbout and F. Muir. Robust modeling with erratic data. *Geophysics*, 38(5):826–844, 1973.
- [27] H. Clergeot, S. Tressens, and A. Ouamri. Performance of high resolution frequencies estimation methods compared to the Cramér-Rao bounds. *IEEE Transactions on Acoustics, Speech and Signal Processing*, 37(11):1703–1720, 1989.
- [28] Y. De Castro and F. Gamboa. Exact reconstruction using Beurling minimal extrapolation. *Journal of Mathematical Analysis and Applications*, 395(1):336–354.
- [29] Y. De Castro and G. Mijoule. Non-uniform spline recovery from small degree polynomial approximation. *Journal of Mathematical Analysis and Applications*, 2015.

- [30] L. Demanet and N. Nguyen. The recoverability limit for superresolution via sparsity. Preprint.
- [31] A. J. Den Dekker and A. Van den Bos. Resolution: a survey. *JOSA A*, 14(3):547–557, 1997.
- [32] D. L. Donoho. Compressed sensing. *IEEE Transactions in Information Theory*, 52(4):1289–1306, 2006.
- [33] D. L. Donoho and J. Tanner. Sparse nonnegative solutions of underdetermined linear equations by linear programming. In *Proceedings of the National Academy of Sciences*, pages 9446–9451, 2005.
- [34] P. Dragotti, M. Vetterli, and T. Blu. Sampling moments and reconstructing signals of finite rate of innovation: Shannon meets Strang-Fix. *IEEE Transactions on Signal Processing*, 55(5):1741–1757, 2007.
- [35] B. Dumitrescu. *Positive Trigonometric Polynomials and Signal Processing Applications*. Springer, 2007.
- [36] V. Duval and G. Peyré. Exact support recovery for sparse spikes deconvolution. *Foundations of Computational Mathematics*, pages 1–41, 2015.
- [37] K. S. Eckhoff. Accurate reconstructions of functions of finite regularity from truncated Fourier series expansions. *Math. Comput.*, 64:671–690, 1995.
- [38] C. Ekanadham, D. Tranchina, and E. P. Simoncelli. Recovery of sparse translation-invariant signals with continuous basis pursuit. *Signal Processing, IEEE Transactions on*, 59(10):4735–4744, 2011.
- [39] C. Fernandez-Granda. Support detection in super-resolution. In *Proceedings of the 10th International Conference on Sampling Theory and Applications*, pages 145–148, 2013.
- [40] J. J. Fuchs. Sparsity and uniqueness for some specific underdetermined linear systems. In *Proceedings of the International Conference on Acoustics, Speech and Signal Processing*, pages 729–732, 2005.
- [41] A. Ghez, G. Duchêne, K. Matthews, S. Hornstein, A. Tanner, J. Larkin, M. Morris, E. Becklin, S. Salim, T. Kremenek, et al. The first measurement of spectral lines in a short-period star bound to the Galaxy’s central black hole: a paradox of youth. *The Astrophysical Journal Letters*, 586(2):L127, 2003.
- [42] M. Grant and S. Boyd. CVX: Matlab software for disciplined convex programming, version 1.21. <http://cvxr.com/cvx>, 2011.
- [43] R. Heckel, V. I. Morgenshtern, and M. Soltanolkotabi. Super-resolution radar. Preprint.
- [44] S. T. Hess, T. P. Girirajan, and M. D. Mason. Ultra-high resolution imaging by fluorescence photoactivation localization microscopy. *Biophysical journal*, 91(11):4258, 2006.
- [45] L. H. Lajunen and P. Perämäki. *Spectrochemical analysis by atomic absorption and emission*. Royal Society of Chemistry, 2004.
- [46] S. Levy and P. K. Fullagar. Reconstruction of a sparse spike train from a portion of its spectrum and application to high-resolution deconvolution. *Geophysics*, 46(9):1235–1243, 1981.
- [47] X. Li. Compressed sensing and matrix completion with constant proportion of corruptions. *Constructive Approximation*, 37(1):73–99, 2013.
- [48] Y. Li and Y. Chi. Off-the-grid line spectrum denoising and estimation with multiple measurement vectors. Preprint.
- [49] W. Liao and A. Fannjiang. Music for single-snapshot spectral estimation: Stability and super-resolution. *Applied and Computational Harmonic Analysis*, 2014.
- [50] J. Lindberg. Mathematical concepts of optical superresolution. *Journal of Optics*, 14(8):083001, 2012.
- [51] M. B. McCoy and J. A. Tropp. Sharp recovery bounds for convex demixing, with applications. *Foundations of Computational Mathematics*, 2014. Preprint.
- [52] P. Milanfar, editor. *Super-Resolution Imaging*. Series: Digital Imaging and Computer Vision, 2010.

- [53] A. Moitra. Super-resolution, extremal functions and the condition number of Vandermonde matrices. In *Proceedings of the 47th Annual ACM Symposium on Theory of Computing (STOC)*, 2015.
- [54] V. I. Morgenshtern and E. J. Candès. Stable super-resolution of positive sources: the discrete setup. Preprint, 2014.
- [55] R. Prony. Essai expérimental et analytique: sur les lois de la dilatabilité de fluides élastique et sur celles de la force expansive de la vapeur de l'alkool, à différentes températures. *Journal de l'Ecole Polytechnique*, 1(2):24–76, 1795.
- [56] F. Rieke. *Spikes: exploring the neural code*. The MIT Press, 1999.
- [57] R. Rockafellar. *Conjugate Duality and Optimization*. Regional conference series in applied mathematics. Society for Industrial and Applied Mathematics, 1974.
- [58] R. Roy and T. Kailath. ESPRIT- estimation of signal parameters via rotational invariance techniques. *IEEE Transactions on Acoustics, Speech and Signal Processing*, 37(7):984–995, 1989.
- [59] L. I. Rudin, S. Osher, and E. Fatemi. Nonlinear total variation based noise removal algorithms. *Physica D: Nonlinear Phenomena*, 60(1):259–268, 1992.
- [60] M. J. Rust, M. Bates, and X. Zhuang. Sub-diffraction-limit imaging by stochastic optical reconstruction microscopy (STORM). *Nature methods*, 3(10):793–796, 2006.
- [61] F. Santosa and W. W. Symes. Linear inversion of band-limited reflection seismograms. *SIAM Journal on Scientific and Statistical Computing*, 7(4):1307–1330, 1986.
- [62] A. Schaeffer. Inequalities of A. Markoff and S. Bernstein for polynomials and related functions. *Bulletin of the American Mathematical Society*, 47(8):565–579, 1941.
- [63] G. Schiebinger, E. Robeva, and B. Recht. Superresolution without separation. Preprint.
- [64] R. Schmidt. Multiple emitter location and signal parameter estimation. *IEEE Transactions on Antennas and Propagation*, 34(3):276 – 280, 1986.
- [65] D. Slepian. Prolate spheroidal wave functions, Fourier analysis, and uncertainty. V - The discrete case. *Bell System Technical Journal*, 57:1371–1430, 1978.
- [66] L. F. Smith and L. H. Aller. On the classification of emission-line spectra of planetary nuclei. *The Astrophysical Journal*, 157:1245, 1969.
- [67] M. Soltanolkotabi. *Algorithms and Theory for Clustering and Nonconvex Quadratic Programming*. PhD thesis, Stanford University, 2014.
- [68] P. Stoica and R. L. Moses. *Spectral Analysis of Signals*. Prentice Hall, 2005.
- [69] P. Stoica and T. Soderstrom. Statistical analysis of MUSIC and subspace rotation estimates of sinusoidal frequencies. *IEEE Transactions on Signal Processing*, 39(8):1836–1847, 1991.
- [70] G. Tang. Resolution limits for atomic decompositions via Markov-Bernstein type inequalities. In *Proceedings of the 10th International Conference on Sampling Theory and Applications*, pages 548–552, 2015.
- [71] G. Tang, B. N. Bhaskar, and B. Recht. Near minimax line spectral estimation. *Information Theory, IEEE Transactions on*, 61(1):499–512, 2015.
- [72] G. Tang, B. N. Bhaskar, P. Shah, and B. Recht. Compressed sensing off the grid. *IEEE Transactions on Information Theory*, 59(11):7465–7490, 2013.
- [73] G. Tang, P. Shah, B. N. Bhaskar, and B. Recht. Robust line spectral estimation. In *Signals, Systems and Computers, 2014 48th Asilomar Conference on*, pages 301–305. IEEE, 2014.

- [74] R. Tibshirani. Regression shrinkage and selection via the lasso. *Journal of the Royal Statistical Society. Series B (Methodological)*, pages 267–288, 1996.
- [75] J. A. Tropp. Algorithms for simultaneous sparse approximation. Part ii: Convex relaxation. *Signal Processing*, 86(3):589–602, 2006.
- [76] D. W. Tufts and R. Kumaresan. Estimation of frequencies of multiple sinusoids: Making linear prediction perform like maximum likelihood. *Proceedings of the IEEE*, 70(9):975–989, 1982.
- [77] M. Vetterli, P. Marziliano, and T. Blu. Sampling signals with finite rate of innovation. *Signal Processing, IEEE Transactions on*, 50(6):1417–1428, 2002.
- [78] Z. Yang and L. Xie. Exact joint sparse frequency recovery via optimization methods. Preprint.
- [79] M. Yuan and Y. Lin. Model selection and estimation in regression with grouped variables. *Journal of the Royal Statistical Society: Series B (Statistical Methodology)*, 68(1):49–67, 2006.
- [80] L. Zhu, W. Zhang, D. Elnatan, and B. Huang. Faster STORM using compressed sensing. *Nature methods*, 9(7):721–723, 2012.

A Proof of auxiliary results in Sections 2 and 3

A.1 Proof of Proposition 2.4

Let us define

$$z_0(t) := \begin{bmatrix} e^{i2\pi f_c t} & e^{i2\pi(f_c-1)t} & \dots & e^{-i2\pi f_c t} \end{bmatrix}^T,$$

$$z_1(t) := \begin{bmatrix} 1 & e^{i2\pi t} & \dots & e^{i2\pi n t} \end{bmatrix}^T.$$

Note that $(\mathcal{F}_n^* C_k)(t) = z_0(t)^* C_k$, so that $\sum_k |\mathcal{F}_n^* C_k|^2 = z_0(t)^* C C^* z_0(t)$. If (2.15) holds then $\Lambda - C C^* \succeq 0$ and $\mathcal{T}^*(\Lambda) = e_1$. This implies

$$\begin{aligned} \sum_k |(\mathcal{F}_n^* C_k)(t)|^2 &= z_0(t)^* C C^* z_0(t) \\ &\leq z_0(t)^* \Lambda z_0(t) \\ &= \text{Tr}(z_0(t)^* \Lambda z_0(t)) \\ &= \langle \Lambda, z_0(t) z_0(t)^* \rangle \\ &= \langle \Lambda, \mathcal{T}(z_1(t)) \rangle \\ &= \langle \mathcal{T}^*(\Lambda), z_1(t) \rangle \\ &= (z_1(t))_1 = 1. \end{aligned}$$

For the converse, $\sum_k |\mathcal{F}_n^* C_k|^2 \leq 1$ implies that the trigonometric polynomial $1 - z_0(t)^* C C^* z_0(t)$ is non-negative. By the Fejér-Riesz Theorem there exists a polynomial $P(t) = \tilde{c}^* z_0(t)$ such that

$$1 - z_0(t)^* C C^* z_0(t) = |P(t)|^2 = z_0(t)^* \tilde{c} \tilde{c}^* z_0(t). \quad (\text{A.1})$$

Now let us set $\Lambda = CC^* + \tilde{c}\tilde{c}^*$. Λ and $\Lambda - CC^*$ are positive semidefinite by construction, which implies

$$\begin{bmatrix} \Lambda & C \\ C^* & I \end{bmatrix} \succeq 0.$$

Furthermore, by (A.1)

$$\begin{aligned} 1 &= z_0(t)^* \Lambda z_0(t) \\ &= \langle \Lambda, z_0(t) z_0(t)^* \rangle \\ &= \langle \Lambda, \mathcal{T}(z_1(t)) \rangle \\ &= \langle \mathcal{T}^*(\Lambda), z_1(t) \rangle \end{aligned}$$

for all t , which is only possible if $\mathcal{T}^*(\Lambda) = e_1$. This completes the proof.

A.2 Proof of Lemma 3.1

The Lagrangian is equal to

$$\begin{aligned} \mathcal{L}(\tilde{x}, \tilde{s}, c) &= \|\tilde{x}\|_{\text{TV}} + \eta \|\tilde{s}\|_1 + \langle c, y - \mathcal{F}_n \tilde{x} - \tilde{s} \rangle \\ &= \langle c, y \rangle + \|\tilde{x}\|_{\text{TV}} - \langle \mathcal{F}_n^* c, \tilde{x} \rangle + \eta \|\tilde{s}\|_1 - \langle c, \tilde{s} \rangle \end{aligned}$$

where $c \in \mathbb{C}^n$ is the dual variable. The lower bound on the cost function provided by minimizing the Lagrangian over \tilde{x} and \tilde{s} is trivial ($-\infty$) unless $|(\mathcal{F}_n^* c)(t)| \leq 1$ for all t and $\|c\|_\infty \leq \eta$. Under these constraints, the minimum is attained for $\tilde{x} = 0$ and $\tilde{s} = 0$ for any value of c . Maximizing the remaining expression over c yields the dual problem.

A.3 Proof of Lemma 3.2

The interior of the feasible set of Problem (3.4) contains the origin and is consequently non empty, so strong duality holds by a generalized Slater condition [57] and we have

$$\begin{aligned} \sum_{t_j \in \hat{T}} |\hat{a}_j| + \eta \sum_{l \in \hat{S}} |\hat{s}_l| &= \|\hat{x}\|_{\text{TV}} + \eta \|\hat{s}\|_1 = \langle \hat{c}, y \rangle \\ &= \langle \hat{c}, \mathcal{F}_n \hat{x} + \hat{s} \rangle \\ &= \text{Re} \left[\sum_{t_j \in \hat{T}} |\hat{a}_j| \overline{(\mathcal{F}_n^* \hat{c})(t_j)} e^{i\phi_j} + \sum_{l \in \hat{S}} |\hat{s}_l| \overline{\hat{c}_l} e^{i\psi_l} \right]. \end{aligned}$$

By Hölder's inequality and the constraints on \hat{c} , this implies the result (otherwise equality would not be possible).

A.4 Proof of Lemma 3.3

For any vector v and any atomic measure ν , we denote by v_Ω and ν_Ω the restriction of v and ν to the subset of their support indexed by a set Ω (v_Ω has the same dimension as v and ν_Ω is still a measure in the unit interval). Let us consider an arbitrary solution x' and s' , such that $x' \neq x$ or $s' \neq s$. Due to the constraints of the optimization problem, x' and s' satisfy

$$y = \mathcal{F}_n x + s = \mathcal{F}_n x' + s'. \quad (\text{A.2})$$

The following lemma proved in Section A.4.1 below establishes that x'_{T^c} and s'_{S^c} cannot both be equal to zero.

Lemma A.1. *If $\{x', s'\}$ is feasible and x'_{T^c} and s'_{S^c} both equal zero, then $x = x'$ and $s = s'$.*

This implies that x'_{T^c} and s'_{S^c} cannot be a solution, since

$$\|x'\|_{\text{TV}} + \eta \|s'\|_1 = \|x'_T\|_{\text{TV}} + \|x'_{T^c}\|_{\text{TV}} + \eta \|s'_S\|_1 + \eta \|s'_{S^c}\|_1 \quad (\text{A.3})$$

$$> \|x'_T\|_{\text{TV}} + \langle Q, x'_{T^c} \rangle + \eta \|s'_S\|_1 + \langle c, s'_{S^c} \rangle \quad \text{by Lemma A.4.1, (3.6) and (3.7)}$$

$$\geq \langle Q, x' \rangle + \langle c, s' \rangle \quad \text{by (3.6) and (3.7)} \quad (\text{A.4})$$

$$= \langle \mathcal{F}_n^* c, x' \rangle + \langle c, s' \rangle \quad (\text{A.5})$$

$$= \langle c, \mathcal{F}_n x' + s' \rangle \quad (\text{A.6})$$

$$= \langle c, \mathcal{F}_n x + s \rangle \quad \text{by (A.2)} \quad (\text{A.7})$$

$$= \langle \mathcal{F}_n^* c, x \rangle + \langle c, s \rangle \quad (\text{A.8})$$

$$= \langle Q, x \rangle + \langle c, s \rangle \quad (\text{A.9})$$

$$\geq \|x\|_{\text{TV}} + \eta \|s\|_1 \quad \text{by (3.6) and (3.7)}. \quad (\text{A.10})$$

A.4.1 Proof of Lemma A.1

If x'_{T^c} and s'_{S^c} both equal zero, then

$$\mathcal{F}_n x + s - \mathcal{F}_n x'_T - s'_S = \mathcal{F}_n x' + s' - \mathcal{F}_n x'_T - s'_S \quad \text{by (A.2)} \quad (\text{A.11})$$

$$= \mathcal{F}_n x'_{T^c} + s'_{S^c} \quad (\text{A.12})$$

$$= 0. \quad (\text{A.13})$$

We index the entries of $S := \{i_1, i_2, \dots, i_{|S|}\}$ and define the matrix $\begin{bmatrix} F_T & I_S \end{bmatrix} \in \mathbb{C}^{n \times (|T| + |S|)}$, where

$$(F_T)_{lj} = e^{i2\pi lt_j} \quad \text{for } 1 \leq l \leq n, 1 \leq j \leq |T|, \quad (\text{A.14})$$

$$(I_S)_{lj} = \begin{cases} 1 & \text{if } l = i_j \\ 0 & \text{otherwise} \end{cases} \quad \text{for } 1 \leq l \leq n, 1 \leq j \leq |S|. \quad (\text{A.15})$$

If $|T| + |S| \leq n$ then $\begin{bmatrix} F_T & I_S \end{bmatrix}$ is full rank (this follows from the fact that F_T is a submatrix of a Vandermonde matrix). Equation (A.13) implies

$$\begin{bmatrix} F_T & I_S \end{bmatrix} \begin{bmatrix} a - a' \\ \mathcal{P}_{S^c} s - \mathcal{P}_{S^c} s' \end{bmatrix} = 0, \quad (\text{A.16})$$

where $\mathcal{P}_S u' \in \mathbb{C}^s$ is the subvector of u' containing the entries indexed by S and $a' \in \mathbb{C}^T$ is the vector containing the amplitudes of x' (recall that by assumption $x'_{T_c} = 0$). We conclude that $x = x'$ and $s = s'$.

A.5 Proof of Lemma 3.4

The Lagrangian is equal to

$$\begin{aligned} \mathcal{L}(\tilde{X}, C) &= \left\| \tilde{X} \right\|_{\text{gTV}} + \left\langle C, Y - \left[\mathcal{F}_n \tilde{X}_1 \quad \mathcal{F}_n \tilde{X}_2 \quad \cdots \quad \mathcal{F}_n \tilde{X}_m \right] \right\rangle \\ &= \langle C, Y \rangle + \left\| \tilde{X} \right\|_{\text{gTV}} - \sum_{k=1}^m \left\langle C_k, \mathcal{F}_n \tilde{X}_k \right\rangle \\ &= \langle C, Y \rangle + \left\| \tilde{X} \right\|_{\text{gTV}} - \sum_{k=1}^m \left\langle \mathcal{F}_n^* C_k, \tilde{X}_k \right\rangle \\ &= \langle C, Y \rangle + \sup_{\|F(t)\|_2 \leq 1} \sum_{k=1}^m \text{Re} \left\{ \int_{\mathbb{T}} \overline{F_k(t)} X_k(dt) \right\} - \sum_{k=1}^m \text{Re} \left\{ \int_{\mathbb{T}} \overline{\mathcal{F}_n^* C_k(t)} X_k(dt) \right\} \end{aligned}$$

where $C \in \mathbb{C}^{n \times m}$ is the dual variable. The lower bound on the cost function provided by minimizing the Lagrangian over \tilde{X} is trivial ($-\infty$) unless

$$\sum_{k=1}^m |(\mathcal{F}_n^* C_k)(t)|^2 \leq 1$$

for all t . Under these constraints, the minimum is attained for $\tilde{X} = 0$. Maximizing the remaining expression over C yields the dual problem.

A.6 Proof of Lemma 3.5

Let us define the matrix $P \in \mathbb{C}^{|T| \times m}$,

$$P_{jk} := \left(\mathcal{F}_n^* \hat{C}_k \right) (t_j).$$

The result is an immediate consequence of the following equality

$$P_{j\cdot} = \frac{A_{j\cdot}}{\|A_{j\cdot}\|}, \tag{A.17}$$

where $M_{j\cdot}$ denotes the j th row of a matrix M .

By strong duality, which holds by a generalized Slater condition [57] we have that

$$\left\| \hat{X} \right\|_{\text{gTV}} = \langle Y, \hat{C} \rangle.$$

On the one hand,

$$\left\| \hat{X} \right\|_{\text{gTV}} = \sum_{j=1}^{|T|} \|A_{j\cdot}\|_2.$$

On the other,

$$\begin{aligned}
\langle Y, \widehat{C} \rangle &= \sum_{k=1}^m \langle Y_k, \widehat{C}_k \rangle \\
&= \sum_{k=1}^m \langle \mathcal{F}_n \widehat{X}_k, \widehat{C}_k \rangle \\
&= \sum_{k=1}^m \langle \widehat{X}_k, \mathcal{F}_n^* \widehat{C}_k \rangle \\
&= \sum_{j=1}^{|T|} \sum_{k=1}^m \operatorname{Re} \left\{ \widehat{A}_{jk} \overline{\mathcal{F}_n^* \widehat{C}_k(\hat{t}_j)} \right\} \\
&= \sum_{j=1}^{|T|} \langle A_{j\cdot}, P_j \rangle.
\end{aligned}$$

This combined with the following lemma implies (A.17).

Lemma A.2. *Let $M, N \in \mathbb{C}^{n_1 \times n_2}$, such that the rows of N have non-zero norm, if*

$$\sum_{j=1}^{n_1} \langle M_{j\cdot}, N_{j\cdot} \rangle = \sum_{j=1}^{n_1} \|N_{j\cdot}\|_2, \tag{A.18}$$

$$\max_{1 \leq j \leq n_1} \|M_{j\cdot}\|_2 \leq 1 \tag{A.19}$$

then

$$M_{jk} = \frac{N_{jk}}{\|N_{j\cdot}\|_2}.$$

Proof. By (A.19) and the Cauchy-Schwarz inequality, $\langle M_{j\cdot}, N_{j\cdot} \rangle \leq \|N_{j\cdot}\|_2$ for all j . If for any of them $\langle M_{j\cdot}, N_{j\cdot} \rangle < \|N_{j\cdot}\|_2$ then (A.18) cannot hold, so

$$\langle M_{j\cdot}, N_{j\cdot} \rangle = \|N_{j\cdot}\|_2 \quad \text{for all } j. \tag{A.20}$$

This directly implies the desired result because for any j

$$\begin{aligned}
\left\| M_{j\cdot} - \frac{N_{j\cdot}}{\|N_{j\cdot}\|_2} \right\|_2^2 &= \left\langle M_{j\cdot} - \frac{N_{j\cdot}}{\|N_{j\cdot}\|_2}, M_{j\cdot} - \frac{N_{j\cdot}}{\|N_{j\cdot}\|_2} \right\rangle \\
&= \|M_{j\cdot}\|_2 - 2 \frac{\langle M_{j\cdot}, N_{j\cdot} \rangle}{\|N_{j\cdot}\|_2} + 1 \\
&= \|M_{j\cdot}\|_2 - 1 = 0.
\end{aligned}$$

□

A.7 Proof of Lemma 3.6

Any m -dimensional measure that is feasible for Problem (3.10) can be written as $X + H$, where H is an m -dimensional measure such that $\mathcal{F}_n H_k = 0$ for $1 \leq k \leq m$. This implies that

$$\langle Q, H \rangle = \sum_{k=1}^m \langle Q_k, H_k \rangle = \sum_{k=1}^m \langle \mathcal{F}_n^* C_k, H_k \rangle = \sum_{k=1}^m \langle C_k, \mathcal{F}_n H_k \rangle = 0. \quad (\text{A.21})$$

For any m -dimensional measure \tilde{X} composed by m measures \tilde{X}_k with bounded TV norm supported on the unit interval \mathbb{T} , we denote its restriction to a subset S of \mathbb{T} by \tilde{X}_S and its restriction to the complement of S by \tilde{X}_{S^c} . Since $\|Q(t)\|_2 \leq 1$ for any t , we have $\langle Q, X + H_T \rangle \leq \|X + H_T\|_{\text{gTV}}$. Similarly, since $\|Q(t)\|_2 < 1$ for any t in T^c , $\langle Q, H_{T^c} \rangle < \|H_{T^c}\|_{\text{gTV}}$. This combined with the fact that the gTV norm is separable and that by construction $\langle Q, X \rangle = \|X\|_{\text{gTV}}$ allows us to conclude that

$$\begin{aligned} \|X + H\|_{\text{gTV}} &= \|X + H_T\|_{\text{gTV}} + \|H_{T^c}\|_{\text{gTV}} \\ &> \langle Q, X + H_T \rangle + \langle Q, H_{T^c} \rangle \\ &= \langle Q, X \rangle + \langle Q, H \rangle \\ &= \|X\|_{\text{gTV}}, \end{aligned}$$

as long as H_{T^c} is non zero. Since the measurements are injective on T (the restriction of the measurement operator is a Vandermonde matrix and thus full rank) $H_{T^c} = 0$ implies $H = 0$ and the proof is complete.

B Bounds on the interpolation kernel

B.1 Upper and lower bounds near the origin in Lemma 4.4

We use f_{\min} to denote a lower bound on the cut-off frequency f_c . The letter U denotes an upper bound and the letter L denotes a lower bound. The bounds on K_γ are

$$\begin{aligned} B_{\gamma,0}^{\text{U}}(\tau) &:= \max_{A \in \{\text{L}, \text{U}\}^p} \prod_{j=1}^p B_0^{A_j}(\gamma_j, \tau), \\ B_{\gamma,0}^{\text{L}}(\tau) &:= \min_{A \in \{\text{L}, \text{U}\}^p} \prod_{j=1}^p B_0^{A_j}(\gamma_j, \tau), \end{aligned} \quad (\text{B.1})$$

where $\{\text{L}, \text{U}\}^p$ denotes the set of strings of length p where each character is equal to U or L. B_ℓ^{U} and B_ℓ^{L} for $\ell = 0, 1, 2, 3$ are bounds on the Dirichlet kernel K and its derivatives which are defined below. The bounds on $K_\gamma^{(1)}$, $K_\gamma^{(2)}$ and $K_\gamma^{(3)}$, which follow, also depend on these functions.

$$\begin{aligned} B_{\gamma,1}^{\text{U}}(\tau) &:= \sum_{i=1}^p \max_{A \in \{\text{L}, \text{U}\}^p} B_1^{A_i}(\gamma_i, \tau) \prod_{j=1, j \neq i}^p B_0^{A_j}(\gamma_j, \tau), \\ B_{\gamma,1}^{\text{L}}(\tau) &:= \sum_{i=1}^p \min_{A \in \{\text{L}, \text{U}\}^p} B_1^{A_i}(\gamma_i, \tau) \prod_{j=1, j \neq i}^p B_0^{A_j}(\gamma_j, \tau), \end{aligned} \quad (\text{B.2})$$

$$\begin{aligned}
B_{\gamma,2}^U(\tau) &:= \sum_{i=1}^p \max_{A \in \{\text{L}, \text{U}\}^p} B_2^{A_i}(\gamma_i, \tau) \prod_{j=1, j \neq i}^p B_0^{A_j}(\gamma_j, \tau) \\
&\quad + \sum_{i=1}^p \sum_{j=1, j \neq i}^p \max_{A \in \{\text{L}, \text{U}\}^p} B_1^{A_i}(\gamma_i, \tau) B_1^{A_j}(\gamma_j, \tau) \prod_{k=1, k \notin \{i,j\}}^p B_0^{A_k}(\gamma_k, \tau), \\
B_{\gamma,2}^L(\tau) &:= \sum_{i=1}^p \min_{A \in \{\text{L}, \text{U}\}^p} B_2^{A_i}(\gamma_i, \tau) \prod_{j=1, j \neq i}^p B_0^{A_j}(\gamma_j, \tau) \\
&\quad + \sum_{i=1}^p \sum_{j=1, j \neq i}^p \min_{A \in \{\text{L}, \text{U}\}^p} B_1^{A_i}(\gamma_i, \tau) B_1^{A_j}(\gamma_j, \tau) \prod_{k=1, k \notin \{i,j\}}^p B_0^{A_k}(\gamma_k, \tau), \tag{B.3}
\end{aligned}$$

$$\begin{aligned}
B_{\gamma,3}^U(\tau) &:= \sum_{i=1}^p \max_{A \in \{\text{L}, \text{U}\}^p} B_3^{A_i}(\gamma_i, \tau) \prod_{j=1, j \neq i}^p B_0^{A_j}(\gamma_j, \tau) \\
&\quad + 3 \sum_{i=1}^p \sum_{j=1, j \neq i}^p \max_{A \in \{\text{L}, \text{U}\}^p} B_2^{A_i}(\gamma_i, \tau) B_1^{A_j}(\gamma_j, \tau) \prod_{k=1, k \notin \{i,j\}}^p B_0^{A_k}(\gamma_k, \tau) \\
&\quad + \sum_{i=1}^p \sum_{j=1, j \neq i}^p \sum_{k=1, k \notin \{i,j\}}^p \max_{A \in \{\text{L}, \text{U}\}^p} B_1^{A_i}(\gamma_i, \tau) B_1^{A_j}(\gamma_j, \tau) B_1^{A_k}(\gamma_k, \tau) \prod_{l=1, l \notin \{i,j,k\}}^p B_0^{A_l}(\gamma_l, \tau), \\
B_{\gamma,3}^L(\tau) &:= \sum_{i=1}^p \min_{A \in \{\text{L}, \text{U}\}^p} B_3^{A_i}(\gamma_i, \tau) \prod_{j=1, j \neq i}^p B_0^{A_j}(\gamma_j, \tau) \\
&\quad + 3 \sum_{i=1}^p \sum_{j=1, j \neq i}^p \min_{A \in \{\text{L}, \text{U}\}^p} B_2^{A_i}(\gamma_i, \tau) B_1^{A_j}(\gamma_j, \tau) \prod_{k=1, k \notin \{i,j\}}^p B_0^{A_k}(\gamma_k, \tau) \\
&\quad + \sum_{i=1}^p \sum_{j=1, j \neq i}^p \sum_{k=1, k \notin \{i,j\}}^p \min_{A \in \{\text{L}, \text{U}\}^p} B_1^{A_i}(\gamma_i, \tau) B_1^{A_j}(\gamma_j, \tau) B_1^{A_k}(\gamma_k, \tau) \prod_{l=1, l \notin \{i,j,k\}}^p B_0^{A_l}(\gamma_l, \tau). \tag{B.4}
\end{aligned}$$

These bounds are plotted for $\gamma = [0.247, 0.339, 0.414]^T$ in Figure 14.

We separate the bounds on K , B_0^U and B_0^L , into two intervals.

$$B_0^U(\gamma_0, \tau) := \begin{cases} B_{\text{near},0}^U(\gamma_0, \tau) & \text{if } 0 \leq |\tau| \leq \tau_0(\gamma_0) \\ B_{\text{far},0}^U(\gamma_0, \tau) & \text{if } |\tau| > \tau_0(\gamma_0), \end{cases} \tag{B.5}$$

and do exactly the same for B_0^L . The intervals depend on the value of γ_0 . In particular: $\tau_0(0.247) = 0.9112$, $\tau_0(0.339) = 0.6615$, $\tau_0(0.414) = 0.5401$.

The bounds near the origin are of the form

$$B_{\text{near},0}^{\text{U}}(\gamma_0, \tau) := \frac{1 - \frac{2\pi^2\gamma_0^2\tau^2}{3} + \frac{2\pi^4\gamma_0^4\tau^4}{15} \left(1 + \frac{1}{2\gamma_0 f_{\min}}\right)^4 - \frac{4\pi^6\gamma_0^6\tau^6}{315} + \frac{2\pi^8\gamma_0^8\tau^8}{2835} \left(1 + \frac{1}{2\gamma_0 f_{\min}}\right)^8}{\left(1 - \frac{2\pi^2\gamma_0^2\tau^2}{3} + \frac{2\pi^4\gamma_0^4\tau^4}{15} - \frac{4\pi^6\gamma_0^6\tau^6}{315}\right) \left(1 - \frac{\pi^2\tau^2}{6f_{\min}^2}\right)} \frac{\sin(2\pi\gamma_0\tau)}{2\pi\gamma_0\tau}, \quad (\text{B.6})$$

$$B_{\text{near},0}^{\text{L}}(\gamma_0, \tau) := \frac{1 - \frac{2\pi^2\gamma_0^2\tau^2}{3} \left(1 + \frac{1}{2\gamma_0 f_{\min}}\right)^2 + \frac{2\pi^4\gamma_0^4\tau^4}{15} - \frac{4\pi^6\gamma_0^6\tau^6}{315} \left(1 + \frac{1}{2\gamma_0 f_{\min}}\right)^6}{1 - \frac{2\pi^2\gamma_0^2\tau^2}{3} + \frac{2\pi^4\gamma_0^4\tau^4}{15} - \frac{4\pi^6\gamma_0^6\tau^6}{315} + \frac{2\pi^8\gamma_0^8\tau^8}{2835}} \frac{\sin(2\pi\gamma_0\tau)}{2\pi\gamma_0\tau}. \quad (\text{B.7})$$

Farther from the origin,

$$B_{\text{far},0}^{\text{U}}(\gamma_0, \tau) := \frac{\sin(2\pi\gamma_0\tau)}{2\pi\gamma_0\tau} \frac{\left(1 - \mathbb{1}_{\sin(2\pi\gamma_0\tau) < 0} \frac{\pi^2\tau^2}{2f_{\min}^2}\right)}{\left(1 + \mathbb{1}_{\sin(2\pi\gamma_0\tau) < 0} \frac{1}{2\gamma_0 f_{\min}}\right)} + \mathbb{1}_{\cos(2\pi\gamma_0\tau) \geq 0} \frac{\cos(2\pi\gamma_0\tau)}{1 + 2\gamma_0 f_{\min}}, \quad (\text{B.8})$$

$$B_{\text{far},0}^{\text{L}}(\gamma_0, \tau) := \frac{\sin(2\pi\gamma_0\tau)}{2\pi\gamma_0\tau} \frac{\left(1 - \mathbb{1}_{\sin(2\pi\gamma_0\tau) \geq 0} \frac{\pi^2\tau^2}{2f_{\min}^2}\right)}{\left(1 + \mathbb{1}_{\sin(2\pi\gamma_0\tau) \geq 0} \frac{1}{2\gamma_0 f_{\min}}\right)} + \mathbb{1}_{\cos(2\pi\gamma_0\tau) < 0} \frac{\cos(2\pi\gamma_0\tau)}{1 + 2\gamma_0 f_{\min}}, \quad (\text{B.9})$$

where $\mathbb{1}_S$ is an indicator function that is equal to one when statement S holds and zero otherwise.

The bounds on $K^{(1)}$, $K^{(2)}$ and $K^{(3)}$ are

$$B_1^{\text{U}}(\gamma_0, \tau) := \frac{f_c (\cos(2\pi\gamma_0\tau) - B_0^{\text{L}}(\gamma_0, \tau))}{\tau} \left(1 - \mathbb{1}_{\cos(2\pi\gamma_0\tau) \leq B_0^{\text{L}}(\gamma_0, \tau)} \frac{\pi^2\tau^2}{2f_{\min}^2}\right) - \mathbb{1}_{\sin(2\pi\gamma_0\tau) < 0} \frac{\pi f_c \sin(2\pi\gamma_0\tau)}{f_{\min}}, \quad (\text{B.10})$$

$$B_1^{\text{L}}(\gamma_0, \tau) := \frac{f_c (\cos(2\pi\gamma_0\tau) - B_0^{\text{U}}(\gamma_0, \tau))}{\tau} \left(1 - \mathbb{1}_{\cos(2\pi\gamma_0\tau) \geq B_0^{\text{U}}(\gamma_0, \tau)} \frac{\pi^2\tau^2}{2f_{\min}^2}\right) - \mathbb{1}_{\sin(2\pi\gamma_0\tau) \geq 0} \frac{\pi f_c \sin(2\pi\gamma_0\tau)}{f_{\min}}, \quad (\text{B.11})$$

$$B_2^{\text{U}}(\gamma_0, \tau) := \frac{2f_c^2 (B_0^{\text{U}}(\gamma_0, \tau) - \cos(2\pi\gamma_0\tau))}{\tau^2} \left(1 - \mathbb{1}_{\cos(2\pi\gamma_0\tau) \geq B_0^{\text{U}}(\gamma_0, \tau)} \frac{\pi^2\tau^2}{2f_{\min}^2}\right)^2 - 4\pi^2\gamma_0^2 f_c^2 B_0^{\text{L}}(\gamma_0, \tau) + \mathbb{1}_{h_2^{\text{U}}(\gamma_0, \tau) \geq 0} f_c^2 h_2^{\text{U}}(\gamma_0, \tau), \quad (\text{B.12})$$

$$B_2^{\text{L}}(\gamma_0, \tau) := \frac{2f_c^2 (B_0^{\text{L}}(\gamma_0, \tau) - \cos(2\pi\gamma_0\tau))}{\tau^2} \left(1 - \mathbb{1}_{\cos(2\pi\gamma_0\tau) < B_0^{\text{L}}(\gamma_0, \tau)} \frac{\pi^2\tau^2}{2f_{\min}^2}\right)^2 - 4\pi^2\gamma_0^2 f_c^2 B_0^{\text{U}}(\gamma_0, \tau) + \mathbb{1}_{h_2^{\text{L}}(\gamma_0, \tau) < 0} f_c^2 h_2^{\text{L}}(\gamma_0, \tau), \quad (\text{B.13})$$

where

$$h_2^{\text{U}}(\gamma_0, \tau) = \frac{4\pi^2\gamma_0}{f_{\min}} \left(\left(1 - \mathbb{1}_{\sin(2\pi\gamma_0\tau) < 0} \frac{\pi^2\tau^2}{2f_{\min}^2}\right) \frac{\sin(2\pi\gamma_0\tau)}{2\pi\gamma_0\tau} - B_0^{\text{L}}(\gamma_0, \tau) \right),$$

$$h_2^{\text{L}}(\gamma_0, \tau) = \frac{4\pi^2\gamma_0}{f_{\min}} \left(\left(1 - \mathbb{1}_{\sin(2\pi\gamma_0\tau) \geq 0} \frac{\pi^2\tau^2}{2f_{\min}^2}\right) \frac{\sin(2\pi\gamma_0\tau)}{2\pi\gamma_0\tau} - B_0^{\text{U}}(\gamma_0, \tau) \right),$$

$$\begin{aligned}
B_3^U(\gamma_0, \tau) &:= -4\pi^2\gamma_0^2 f_c^2 B_1^L(\gamma_0, \tau) \left(1 + \mathbb{1}_{B_1^L(\gamma_0, \tau) < 0} \left(\frac{1}{\gamma_0 f_{\min}} - \frac{1}{2\gamma_0^2 f_{\min}^2}\right)\right) \\
&\quad + \frac{2f_c h_3^U(\gamma_0, \tau)}{\tau} \left(1 - \mathbb{1}_{h_3^U(\gamma_0, \tau) < 0} \frac{\pi^2 \tau^2}{2f_{\min}^2}\right), \tag{B.14}
\end{aligned}$$

$$\begin{aligned}
B_3^L(\gamma_0, \tau) &:= -4\pi^2\gamma_0^2 f_c^2 B_1^U(\gamma_0, \tau) \left(1 + \mathbb{1}_{B_1^U(\gamma_0, \tau) \geq 0} \left(\frac{1}{\gamma_0 f_{\min}} - \frac{1}{2\gamma_0^2 f_{\min}^2}\right)\right) \\
&\quad + \frac{2f_c h_3^L(\gamma_0, \tau)}{\tau} \left(1 - \mathbb{1}_{h_3^L(\gamma_0, \tau) > 0} \frac{\pi^2 \tau^2}{2f_{\min}^2}\right), \tag{B.15}
\end{aligned}$$

where the definition of $h_3^U(\gamma_0, \tau)$ and $h_3^L(\gamma_0, \tau)$ is separated into two intervals:

$$\begin{aligned}
h_3^U(\gamma_0, \tau) &:= \begin{cases} h_{\text{near},3,a}^U(\gamma_0, \tau) \mathbb{1}_{h_{\text{near},3,a}^U(\gamma_0, \tau) \geq 0} - h_{\text{near},3,b}^U(\gamma_0, \tau) & \text{if } 0 \leq |\tau| \leq \tau_3(\gamma_0), \\ h_{\text{far},3}^U(\gamma_0, \tau) & \text{if } |\tau| > \tau_3(\gamma_0), \end{cases} \\
h_3^L(\gamma_0, \tau) &:= \begin{cases} h_{\text{near},3,a}^L(\gamma_0, \tau) \mathbb{1}_{h_{\text{near},3,a}^L(\gamma_0, \tau) < 0} - h_{\text{near},3,b}^L(\gamma_0, \tau) & \text{if } 0 \leq |\tau| \leq \tau_3(\gamma_0), \\ h_{\text{far},3}^L(\gamma_0, \tau) & \text{if } |\tau| > \tau_3(\gamma_0). \end{cases}
\end{aligned}$$

In particular, $\tau_3(0.247) = 0.4614$, $\tau_3(0.339) = 0.2346$ and $\tau_3(0.414) = 0.3051$. Finally, we have

$$\begin{aligned}
h_{\text{near},3,a}^U(\gamma_0, \tau) &:= \frac{4\pi^2\gamma_0 f_c^2}{f_{\min}} \left(B^U(\gamma_0, \tau) - \frac{\sin(2\pi\gamma_0\tau)}{2\pi\gamma_0\tau} \left(1 - \mathbb{1}_{\sin(2\pi\gamma_0\tau) > 0} \frac{\pi^2 \tau^2}{2f_{\min}^2}\right) \right), \\
h_{\text{near},3,a}^L(\gamma_0, \tau) &:= \frac{4\pi^2\gamma_0 f_c^2}{f_{\min}} \left(B^L(\gamma_0, \tau) - \frac{\sin(2\pi\gamma_0\tau)}{2\pi\gamma_0\tau} \left(1 - \mathbb{1}_{\sin(2\pi\gamma_0\tau) < 0} \frac{\pi^2 \tau^2}{2f_{\min}^2}\right) \right), \\
h_{\text{near},3,b}^U(\gamma_0, \tau) &:= \frac{f_c^2 \left(31.3\pi^4 \gamma_0^4 \tau^2 - 16\pi^6 \gamma_0^6 \tau^4 \left(1 + \frac{2}{\gamma_0 f_{\min}}\right) \right) \left(1 - \frac{\pi^2 \tau^2}{2f_{\min}^2}\right)^2}{15 \left(2 + \frac{1}{\gamma_0 f_{\min}}\right)}, \\
h_{\text{near},3,b}^L(\gamma_0, \tau) &:= \frac{2\pi^4 \gamma_0^4 f_c^2 \tau^2 \left(8.17 + \frac{20}{\gamma_0 f_{\min}}\right)}{15 \left(1 - \frac{\pi^2 \tau^2}{6f_{\min}^2}\right)^2}, \\
h_{\text{far},3}^U(\gamma_0, \tau) &:= \frac{f_c B_1^U(\gamma_0, \tau)}{\tau} \left(1 - \mathbb{1}_{B_1^U(\gamma_0, \tau) < 0} \frac{\pi^2 \tau^2}{2f_{\min}^2}\right) - B_2^L(\gamma_0, \tau), \\
h_{\text{far},3}^L(\gamma_0, \tau) &:= \frac{f_c B_1^L(\gamma_0, \tau)}{\tau} \left(1 - \mathbb{1}_{B_1^L(\gamma_0, \tau) > 0} \frac{\pi^2 \tau^2}{2f_{\min}^2}\right) - B_2^U(\gamma_0, \tau). \tag{B.16}
\end{aligned}$$

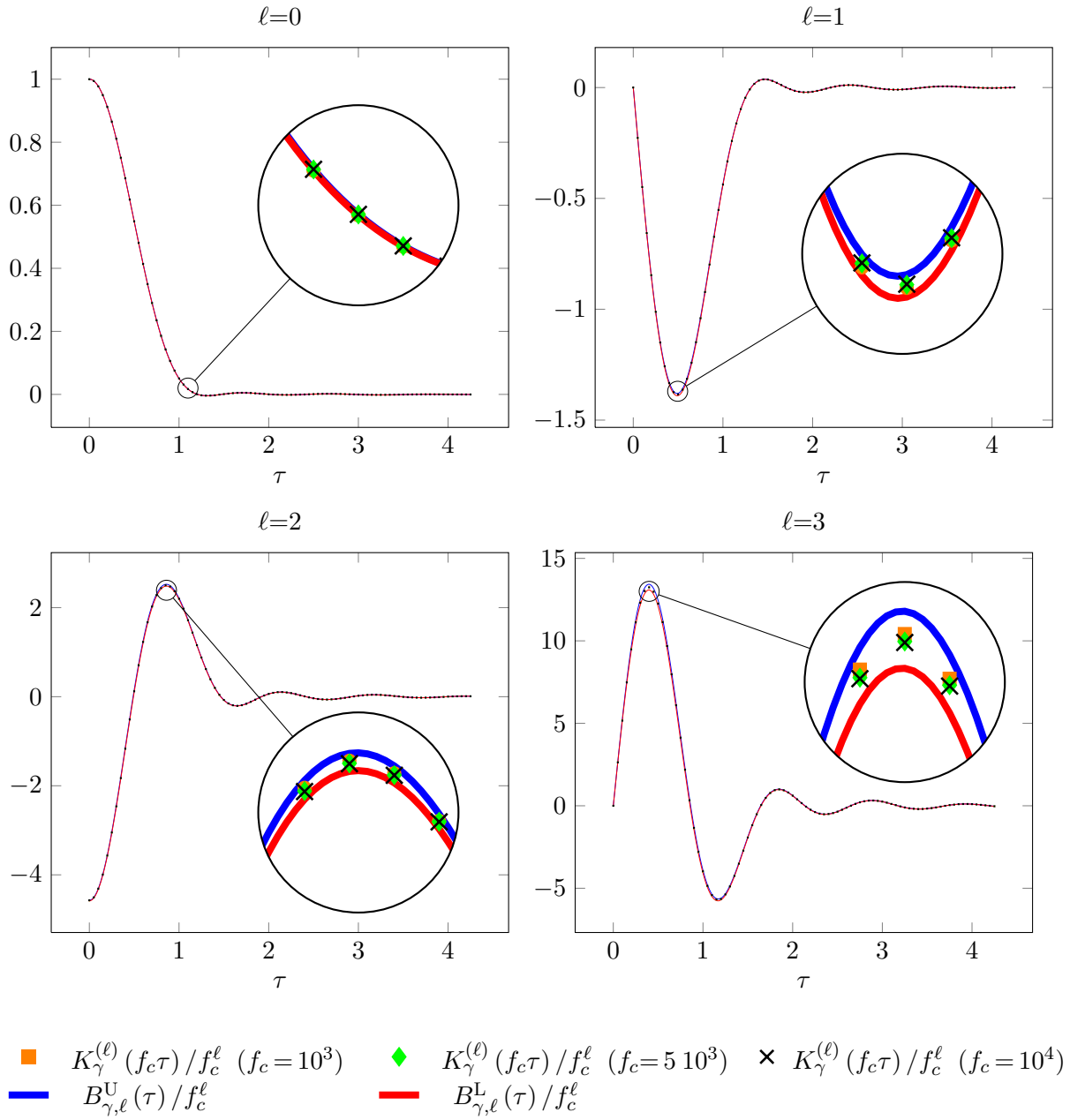


Figure 14: Upper and lower bounds on K_γ and its derivatives.

B.2 Bounds on the tail of the kernel in Lemma 4.6

The bounds are plotted for $\gamma = [0.247, 0.339, 0.414]^T$ in Figure 15.

$$\begin{aligned}
b_{\gamma,0}(\tau) &:= \prod_{j=1}^p b_0(\gamma_j, \tau), \\
b_{\gamma,1}(\tau) &:= \sum_{i=1}^p b_1(\gamma_i, \tau) \prod_{j=1, j \neq i}^p b_0(\gamma_j, \tau), \\
b_{\gamma,2}(\tau) &:= \sum_{i=1}^p b_2(\gamma_i, \tau) \prod_{j=1, j \neq i}^p b_0(\gamma_j, \tau) + \sum_{i=1}^p \sum_{j=1, j \neq i}^p b_1(\gamma_i, \tau) b_1(\gamma_j, \tau) \prod_{k=1, k \notin \{i,j\}}^p b_0(\gamma_k, \tau), \\
b_{\gamma,3}(\tau) &:= \sum_{i=1}^p b_3(\gamma_i, \tau) \prod_{j=1, j \neq i}^p b_0(\gamma_j, \tau) + 3 \sum_{i=1}^p \sum_{j=1, j \neq i}^p b_2(\gamma_i, \tau) b_1(\gamma_j, \tau) \prod_{k=1, k \notin \{i,j\}}^p b_0(\gamma_k, \tau) \\
&\quad + \sum_{i=1}^p \sum_{j=1, j \neq i}^p \sum_{k=1, k \notin \{i,j\}}^p b_1(\gamma_i, \tau) b_1(\gamma_j, \tau) b_1(\gamma_k, \tau) \prod_{l=1, l \notin \{i,j\}}^p b_0(\gamma_l, \tau), \tag{B.17}
\end{aligned}$$

where

$$\begin{aligned}
b_0(\gamma_0, \tau) &:= \frac{1}{2\pi\gamma_0\tau \left(1 - \frac{\pi^2\tau^2}{6f_{\min}^2}\right)}, \\
b_1(\gamma_0, \tau) &:= \frac{f_c(1 + b_0(\gamma_0, \tau))}{\tau \left(1 - \frac{\pi^2\tau^2}{6f_{\min}^2}\right)}, \\
b_2(\gamma_0, \tau) &:= 4\pi^2\gamma_0^2 f_c^2 b_0(\gamma_0, \tau) \left(1 + \frac{1}{\gamma_0 f_{\min}}\right) + \frac{2f_c b_1(\gamma_0, \tau)}{\tau}, \\
b_3(\gamma_0, \tau) &:= 4\pi^2\gamma_0^2 f_c^2 b_1(\gamma_0, \tau) \left(1 + \frac{1}{\gamma_0 f_{\min}}\right) + \frac{2f_c}{\tau} \left(b_2(\gamma_0, \tau) + \frac{f_c b_1(\gamma_0, \tau)}{\tau}\right).
\end{aligned}$$

C Proof of the bounds on the interpolation kernel

C.1 Proof of Lemma 4.4

We assume that t is between 0 and 0.5. The bounds for t between -0.5 and 0 follow by symmetry (K and $K^{(2)}$ are even, $K^{(1)}$ and $K^{(3)}$ are odd). The following local bounds, which are derived from

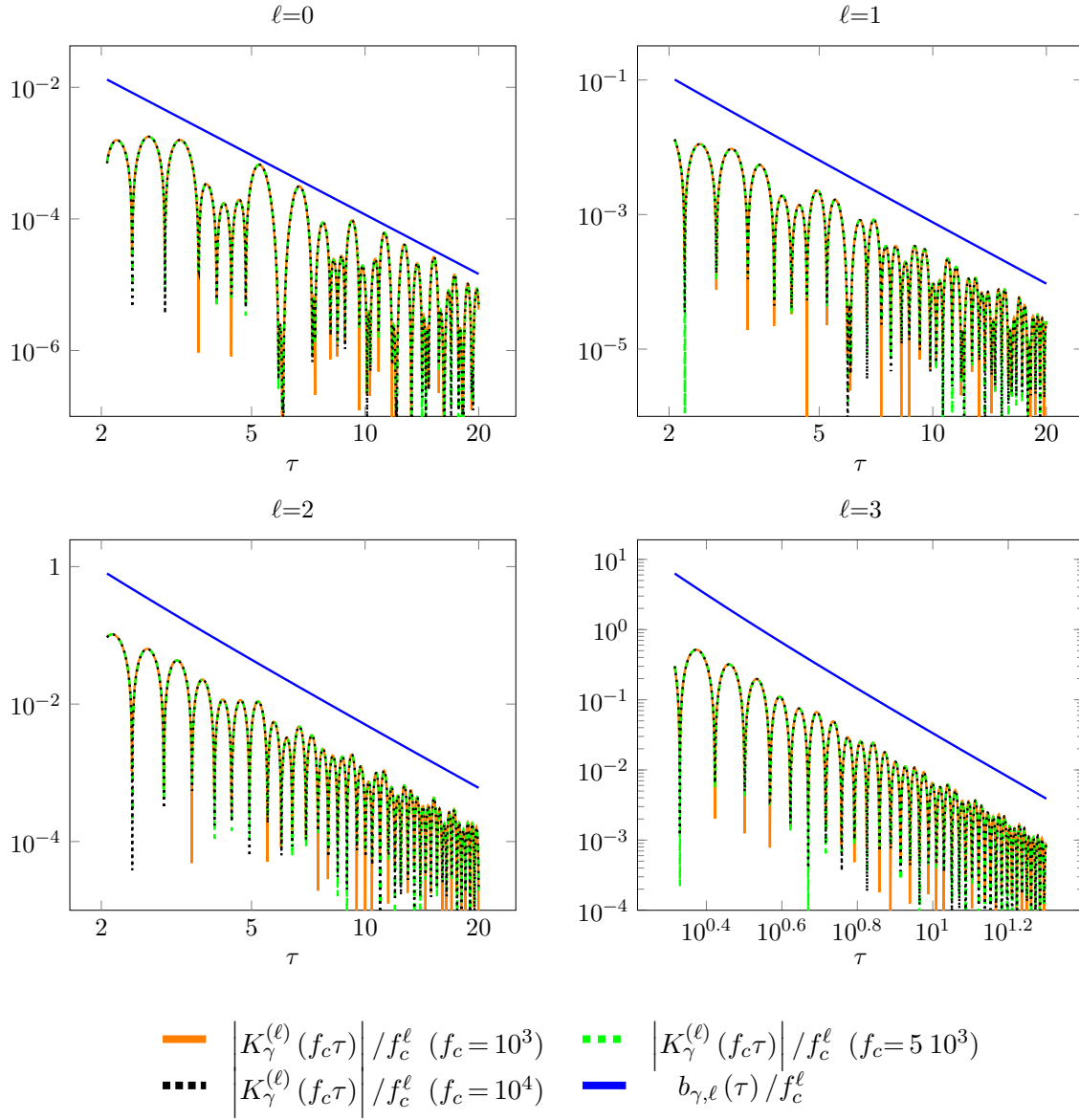


Figure 15: Non-increasing upper bounds on the absolute value of K_γ and its derivatives.

Taylor series expansions around the origin, will be used often during the proof. If $u \geq 0$

$$u - \frac{u^3}{6} \leq \sin(u) \leq u, \quad (\text{C.1})$$

$$u - \frac{u^3}{6} + \frac{u^5}{120} - \frac{u^7}{5040} \leq \sin(u) \leq u - \frac{u^3}{6} + \frac{u^5}{120} - \frac{u^7}{5040} + \frac{u^9}{362880}, \quad (\text{C.2})$$

$$1 - \frac{u^2}{2} \leq \cos(u) \leq 1, \quad (\text{C.3})$$

$$1 - \frac{u^2}{2} + \frac{u^4}{24} - \frac{u^6}{720} \leq \cos(u) \leq 1 - \frac{u^2}{2} + \frac{u^4}{24}, \quad (\text{C.4})$$

and if $0 \leq u \leq \sqrt{2}$

$$u \leq \tan(u) \leq \frac{u}{1 - \frac{u^2}{2}}, \quad (\text{C.5})$$

$$u^2 \leq \sin(u) \tan(u) \leq u^2 + \frac{u^4}{2 - u^2}, \quad (\text{C.6})$$

$$u^3 \leq \sin(u) \tan^2(u) \leq u^3 + \frac{u^5(4 - u^2)}{(2 - u^2)^2}. \quad (\text{C.7})$$

Let us fix a value $0 < \gamma_0 < 1$ and set $f_0 = \gamma_0 f_c$ to alleviate notation. Henceforth we assume that $f_c \geq f_{\min}$. By (C.1) and (C.5)

$$\frac{1}{\pi t} \leq \frac{1}{\sin(\pi t)} \leq \frac{1}{\pi t \left(1 - \frac{\pi^2 f_0^2 t^2}{6\gamma_0^2 f_{\min}^2}\right)}, \quad (\text{C.8})$$

$$\frac{1 - \frac{\pi^2 f_0^2 t^2}{2\gamma_0^2 f_{\min}^2}}{\pi t} \leq \frac{1}{\tan(\pi t)} \leq \frac{1}{\pi t}. \quad (\text{C.9})$$

We begin by deriving bounds on $K(\gamma_0 f_c, t)$ near the origin. By (C.2)

$$\begin{aligned} \frac{\sin((2f_0 + 1)\pi t)}{2f_0 + 1} \frac{2f_0}{\sin(2\pi f_0 t)} &\leq \frac{1 - \frac{\pi^2(2f_0+1)^2 t^2}{6} + \frac{\pi^4(2f_0+1)^4 t^4}{120} - \frac{\pi^6(2f_0+1)^6 t^6}{5040} + \frac{\pi^8(2f_0+1)^8 t^8}{362880}}{1 - \frac{2\pi^2 f_0^2 t^2}{3} + \frac{2\pi^4 f_0^4 t^4}{15} - \frac{4\pi^6 f_0^6 t^6}{315}}, \\ \frac{\sin((2f_0 + 1)\pi t)}{2f_0 + 1} \frac{2f_0}{\sin(2\pi f_0 t)} &\geq \frac{1 - \frac{\pi^2(2f_0+1)^2 t^2}{6} + \frac{\pi^4(2f_0+1)^4 t^4}{120} - \frac{\pi^6(2f_0+1)^6 t^6}{5040}}{1 - \frac{2\pi^2 f_0^2 t^2}{3} + \frac{2\pi^4 f_0^4 t^4}{15} - \frac{4\pi^6 f_0^6 t^6}{315} + \frac{2\pi^8 f_0^8 t^8}{2835}}. \end{aligned}$$

Combining this with (C.8) establishes

$$B_{\text{near},0}^L(\gamma_0, f_c t) \leq K(\gamma_0 f_c, t) \leq B_{\text{near},0}^U(\gamma_0, f_c t). \quad (\text{C.10})$$

To prove

$$B_{\text{far},0}^L(\gamma_0, f_c t) \leq K(\gamma_0 f_c, t) \leq B_{\text{far},0}^U(\gamma_0, f_c t), \quad (\text{C.11})$$

we express the kernel in the following form

$$K(f_0, t) = \frac{\sin(2\pi f_0 t) \cos(\pi t)}{(2f_0 + 1) \sin(\pi t)} + \frac{\cos(2\pi f_0 t)}{(2f_0 + 1)},$$

and apply (C.3) and (C.9).

Some basic trigonometric identities yield

$$\begin{aligned} K^{(1)}(f_0, t) &= \frac{\pi}{\sin(\pi t)} \left(\cos((2f_0 + 1)\pi t) - \frac{\sin((2f_0 + 1)\pi t) \cos(\pi t)}{(2f_0 + 1) \sin(\pi t)} \right) \\ &= \frac{\pi}{\sin(\pi t)} (\cos((2f_0 + 1)\pi t) - K(f_0, t) \cos(\pi t)) \end{aligned} \quad (\text{C.12})$$

$$\begin{aligned} &= \frac{\pi}{\sin(\pi t)} (\cos(2\pi f_0 t) \cos(\pi t) - \sin(2\pi f_0 t) \sin(\pi t) - K(f_0, t) \cos(\pi t)) \quad (\text{C.13}) \\ &= \pi \left(\frac{\cos(2\pi f_0 t) - K(f_0, t)}{\tan(\pi t)} - \sin(2\pi f_0 t) \right). \end{aligned}$$

This implies

$$\begin{aligned} K^{(1)}(f_0, t) &\leq \pi \left(\frac{\cos(2\pi f_0 t) - B_0^L(\gamma_0, f_0 t)}{\tan(\pi t)} - \sin(2\pi f_0 t) \right), \\ K^{(1)}(f_0, t) &\geq \pi \left(\frac{\cos(2\pi f_0 t) - B_0^U(\gamma_0, f_0 t)}{\tan(\pi t)} - \sin(2\pi f_0 t) \right). \end{aligned}$$

Applying (C.9) then establishes

$$B_1^L(\gamma_0, f_c t) \leq K^{(1)}(\gamma_0 f_c, t) \leq B_1^U(\gamma_0, f_c t). \quad (\text{C.14})$$

To bound the second derivative of the kernel we again leverage some trigonometric identities,

$$\begin{aligned} K^{(2)}(f_0, t) &= -\pi^2 K(f_0, t) \left((2f_0 + 1)^2 - 1 \right) - \frac{2\pi K^{(1)}(f_0, t)}{\tan(\pi t)} \quad (\text{C.15}) \\ &= -4\pi^2 K(f_0, t) (f_0^2 + f_0) - \frac{2\pi^2}{\tan(\pi t)} \left(\frac{\cos(2\pi f_0 t) - K(f_0, t)}{\tan(\pi t)} - \sin(2\pi f_0 t) \right) \\ &= -4\pi^2 f_0^2 K(f_0, t) - \frac{2\pi^2 (\cos(2\pi f_0 t) - K(f_0, t))}{\tan^2(\pi t)} + 4\pi^2 f_0 \left(\frac{\sin(2\pi f_0 t)}{2f_0 \tan(\pi t)} - K(f_0, t) \right). \end{aligned}$$

This implies

$$\begin{aligned} K^{(2)}(f_0, t) &\leq -4\pi^2 f_0^2 B_0^L(\gamma_0, f_0 t) + \frac{2\pi^2 (B_0^U(\gamma_0, f_0 t) - \cos(2\pi f_0 t))}{\tan^2(\pi t)} \\ &\quad + 4\pi^2 f_0 \left(\frac{\sin(2\pi f_0 t)}{2f_0 \tan(\pi t)} - B_0^L(\gamma_0, f_0 t) \right), \\ K^{(2)}(f_0, t) &\geq -4\pi^2 f_0^2 B_0^U(\gamma_0, f_0 t) + \frac{2\pi^2 (B_0^L(\gamma_0, f_0 t) - \cos(2\pi f_0 t))}{\tan^2(\pi t)} \\ &\quad + 4\pi^2 f_0 \left(\frac{\sin(2\pi f_0 t)}{2f_0 \tan(\pi t)} - B_0^U(\gamma_0, f_0 t) \right). \end{aligned}$$

Applying (C.9) yields

$$B_2^L(\gamma_0, f_c t) \leq K^{(2)}(\gamma_0 f_c, t) \leq B_2^U(\gamma_0, f_c t). \quad (\text{C.16})$$

Using the fact that the derivative of $1/\tan(u)$ is $-1 - 1/\tan^2(u)$, we rewrite the third derivative of the kernel as

$$\begin{aligned}
K^{(3)}(f_0, t) &= -\pi^2 K^{(1)}(f_0, t) \left((2f_0 + 1)^2 - 3 \right) - \frac{2\pi}{\tan(\pi t)} \left(K^{(2)}(f_0, t) - \frac{\pi K^{(1)}(f_0, t)}{\tan(\pi t)} \right) \quad (\text{C.17}) \\
&= -2\pi^2 K^{(1)}(f_0, t) (2f_0^2 + 2f_0 - 1) - \frac{2\pi^2}{\tan(\pi t)} \left(-4\pi K(f_0, t) (f_0^2 + f_0) - \frac{3K^{(1)}(f_0, t)}{\tan(\pi t)} \right) \\
&= -2\pi^2 K^{(1)}(f_0, t) (2f_0^2 + 2f_0 - 1) - \frac{2\pi^3}{\tan(\pi t)} \left(4f_0 \left(\frac{\sin(2\pi f_0 t)}{2f_0 \tan(\pi t)} - K(f_0, t) \right) + z(t) \right).
\end{aligned}$$

To bound $z(t)$ we perform some algebraic manipulations and then apply (C.2), (C.4), (C.6) and (C.7),

$$\begin{aligned}
z(t) &= -4f_0^2 K(f_0, t) + \frac{\sin(2\pi f_0 t)}{\tan(\pi t)} - \frac{3(\cos(2\pi f_0 t) - K(f_0, t))}{\tan^2(\pi t)} \\
&= \frac{(-4f_0^2 + 2f_0 + 1) \sin(2\pi f_0 t)}{(2f_0 + 1) \tan(\pi t)} - \frac{4f_0^2 \cos(2\pi f_0 t)}{2f_0 + 1} \\
&\quad - \frac{3((2f_0 + 1) \cos(2\pi f_0 t) \sin(\pi t) - \sin((2f_0 + 1)\pi t))}{(2f_0 + 1) \sin(\pi t) \tan^2(\pi t)} \\
&= \frac{\sin(2\pi f_0 t) ((-4f_0^2 + 2f_0 + 1) \sin(\pi t) \tan(\pi t) + 3 \cos(\pi t))}{(2f_0 + 1) \sin(\pi t) \tan^2(\pi t)} \\
&\quad + \frac{\cos(2\pi f_0 t) (-4f_0^2 \sin(\pi t) \tan^2(\pi t) - 6f_0 \sin(\pi t))}{(2f_0 + 1) \sin(\pi t) \tan^2(\pi t)} \\
&= \frac{\left(2\pi f_0 t - \frac{4\pi^3 f_0^3 t^3}{3} + \frac{4\pi^5 f_0^5 t^5}{15} - \epsilon_1 \right) \left((-4f_0^2 + 2f_0 + 1) (\pi^2 t^2 + \epsilon_2) + 3 \left(1 - \frac{\pi^2 t^2}{2} + \epsilon_3 \right) \right)}{(2f_0 + 1) \sin(\pi t) \tan^2(\pi t)} \\
&\quad + \frac{\left(1 - 2\pi^2 f_0^2 t^2 + \frac{2\pi^4 f_0^4 t^4}{3} - \epsilon_4 \right) \left(-4f_0^2 (\pi^3 t^3 + \epsilon_5) - 6f_0 \left(\pi t - \frac{\pi^3 t^3}{6} + \epsilon_6 \right) \right)}{(2f_0 + 1) \sin(\pi t) \tan^2(\pi t)} \\
&= \frac{4\pi^5 f_0^5 t^5 \left(8 + \frac{20}{f_0} - \frac{5}{8f_0^2} + z_0(f_0, t, \epsilon_1, \epsilon_2, \epsilon_3, \epsilon_4, \epsilon_5, \epsilon_6) \right) - 8\pi^7 f_0^7 t^7 \left(2 + \frac{4}{f_0} - \frac{1}{f_0^2} \right)}{15(2f_0 + 1) \sin(\pi t) \tan^2(\pi t)},
\end{aligned}$$

where

$$\begin{aligned}
|\epsilon_1| &\leq \frac{8\pi^7 f_0^7 t^7}{315}, & |\epsilon_2| &\leq \pi^4 t^4, & |\epsilon_3| &\leq \frac{\pi^4 t^4}{24}, \\
|\epsilon_4| &\leq \frac{4\pi^6 f_0^6 t^6}{45}, & |\epsilon_5| &\leq 4\pi^5 t^5, & |\epsilon_6| &\leq \frac{\pi^5 t^5}{120}.
\end{aligned}$$

If $f_c t \leq \frac{1}{2}$ and $f_{\min} \geq 10^3$ some straightforward, yet tedious, computations yield

$$|z_0(f_0, t, \epsilon_1, \epsilon_2, \epsilon_3, \epsilon_4, \epsilon_5, \epsilon_6)| \leq 0.17,$$

which together with (C.8) and (C.9) implies⁵

$$\frac{\left(31.3\pi^2 f_0^4 t^2 - 16\pi^4 f_0^6 t^4 \left(1 + \frac{2}{\gamma_0 f_{\min}}\right)\right) \left(1 - \frac{\pi^2 f_0^2 t^2}{2\gamma_0^2 f_{\min}^2}\right)^2}{15 \left(2 + \frac{1}{\gamma_0 f_{\min}}\right)} \leq z(t) \leq \frac{2\pi^2 f_0^4 t^2 \left(8.17 + \frac{20}{\gamma_0 f_{\min}}\right)}{15 \left(1 - \frac{\pi^2 f_0^2 t^2}{6\gamma_0^2 f_{\min}^2}\right)^2}.$$

This establishes

$$B_3^L(\gamma_0, f_c t) \leq K^{(3)}(\gamma_0 f_c, t) \leq B_3^U(\gamma_0, f_c t) \quad (\text{C.18})$$

for $0 \leq f_c t \leq \tau_3(\gamma_0)$. For $f_c t \geq \tau_3(\gamma_0)$ the bounds are obtained by combining (C.17) with (C.9).

The bounds (C.10), (C.11), (C.14), (C.16) and (C.18) combined with the identities

$$\begin{aligned} K_\gamma^{(1)}(t) &:= \sum_{i=1}^p K^{(1)}(\gamma_i f_c, t) \prod_{j \neq i} K(\gamma_j f_c, t), \\ K_\gamma^{(2)}(t) &:= \sum_{i=1}^p K^{(2)}(\gamma_i f_c, t) \prod_{j \neq i} K(\gamma_j f_c, t) + \sum_{i=1}^p K^{(1)}(\gamma_i f_c, t) \sum_{j \neq i} K^{(1)}(\gamma_j f_c, t) \prod_{k \notin \{i, j\}} K(\gamma_k f_c, t), \\ K_\gamma^{(3)}(t) &:= \sum_{i=1}^p K^{(3)}(\gamma_i f_c, t) \prod_{j \neq i} K(\gamma_j f_c, t) + 3 \sum_{i=1}^p K^{(2)}(\gamma_i f_c, t) \sum_{j \neq i} K^{(1)}(\gamma_j f_c, t) \prod_{k \notin \{i, j\}} K(\gamma_k f_c, t) \\ &\quad + \sum_{i=1}^p K^{(1)}(\gamma_i f_c, t) \sum_{j \neq i} K^{(1)}(\gamma_j f_c, t) \sum_{k \notin \{i, j\}} K^{(1)}(\gamma_k f_c, t) \prod_{l \notin \{i, j, k\}} K(\gamma_l f_c, t) \end{aligned} \quad (\text{C.19})$$

yield

$$B_{\gamma, \ell}^L(f_c t) \leq K_\gamma^{(\ell)}(t) \leq B_{\gamma, \ell}^U(f_c t). \quad (\text{C.20})$$

Finally, we control the deviation of the kernel and its derivatives from their values on a grid. Bernstein's inequality allows to bound the ℓ th derivative of a trigonometric polynomial.

Theorem C.1 (Theorem 4 [62]). *Let P be a trigonometric polynomial of order N*

$$P(\theta) = \sum_{j=1}^N a_j \cos(j\theta) + b_j \sin(j\theta), \quad (\text{C.21})$$

such that $|P(\theta)| \leq 1$ for all real θ . Then,

$$\left|P^{(\ell)}(\theta)\right| \leq N^\ell \quad \text{for all real } \theta.$$

⁵In this step we assume that $\gamma_0 \geq 1/32f_c$, which holds for the values of γ_0 we are interested in. Otherwise we would have to add a term $-5/8f_0^2$ in the first factor of the numerator of the lower bound. For the upper bound, we assume $\gamma_0 \geq 1/2f_c^2$. Similarly, this holds for the values of γ_0 that we consider, but we could add an extra term to the numerator of the right hand side if this were not the case.

Applying the theorem to $K_\gamma(t)$, which can be written as $P(2\pi t)$ for P of the form (C.21) for $N = f_c$ and has magnitude bounded by 1, we obtain

$$\left| K_\gamma^{(\ell)}(t) \right| \leq (2\pi)^\ell f_c^\ell.$$

As a result, for any t such that $|t - t^*| \leq \epsilon/f_c$

$$\left| K_\gamma^{(\ell)}(t) - K_\gamma^{(\ell)}(t^*) \right| \leq (2\pi)^{\ell+1} f_c^\ell \epsilon$$

by the mean-value theorem. Combining this with (C.20) completes the proof.

C.2 Proof of Lemma 4.6

By (C.8)

$$\begin{aligned} |K(f_0, t)| &= \frac{|\sin((2f_0 + 1)\pi t)|}{(2f_0 + 1)|\sin(\pi t)|} \\ &\leq \frac{1}{2\pi f_0 t \left(1 - \frac{\pi^2 f_0^2 t^2}{6\gamma_0^2 f_{\min}^2}\right)}. \end{aligned} \quad (\text{C.22})$$

As long as $t < \frac{\sqrt{2}f_{\min}}{\pi f_c}$ this bound is decreasing because the derivative of the denominator is positive. By (C.12) and (C.8), we have

$$\begin{aligned} \left| K^{(1)}(f_0, t) \right| &\leq \frac{\pi (|\cos((2f_0 + 1)\pi t)| + |K(f_0, t)| |\cos(\pi t)|)}{|\sin(\pi t)|} \\ &\leq \frac{1 + b_0(\gamma_0, f_c t)}{t \left(1 - \frac{\pi^2 f_0^2 t^2}{6\gamma_0^2 f_{\min}^2}\right)}. \end{aligned} \quad (\text{C.23})$$

The bound is again decreasing if $t < \frac{\sqrt{2}f_{\min}}{\pi f_c}$ because the derivative of the denominator is positive and b_0 is decreasing. By (C.15) and (C.9)

$$\begin{aligned} \left| K^{(2)}(f_0, t) \right| &\leq \pi^2 |K(f_0, t)| \left((2f_0 + 1)^2 - 1 \right) + \frac{2\pi |K^{(1)}(f_0, t)|}{|\tan(\pi t)|} \\ &\leq 4\pi^2 f_0^2 b_0(\gamma_0, f_c t) \left(1 + \frac{1}{\gamma_0 f_{\min}} \right) + \frac{2b_1(\gamma_0, f_c t)}{t}. \end{aligned} \quad (\text{C.24})$$

If $t < \frac{\sqrt{2}f_{\min}}{\pi f_c}$ the bound is decreasing because so are b_0 and b_1 . The same holds for the next bound, which results from combining (C.17) and (C.9),

$$\begin{aligned} \left| K^{(3)}(f_0, t) \right| &\leq \pi^2 \left| K^{(1)}(f_0, t) \right| \left((2f_0 + 1)^2 - 3 \right) + \frac{2\pi}{\tan(\pi t)} \left(\left| K^{(2)}(f_0, t) \right| + \frac{\pi |K^{(1)}(f_0, t)|}{|\tan(\pi t)|} \right) \\ &\leq 4\pi^2 f_0^2 b_1(\gamma_0, f_c t) \left(1 + \frac{1}{\gamma_0 f_{\min}} \right) + \frac{2}{t} \left(b_2(\gamma_0, f_c t) + \frac{b_1(\gamma_0, f_c t)}{t} \right). \end{aligned} \quad (\text{C.25})$$

These inequalities together with (C.19) establish the bounds in the lemma, which are decreasing in τ if $\tau \leq 450 < \frac{\sqrt{2}f_{\min}}{\pi}$ (which implies $t < \frac{\sqrt{2}f_{\min}}{\pi f_c}$ if $f_{\min} \geq 10^3$) because they are products of positive decreasing functions.

C.3 Proof of Lemma 4.7

We bound the first term of the decomposition

$$\sum_{t_j \in T \setminus \{0\}} \left| K_\gamma^{(\ell)}(t - t_j) \right| = \sum_{t_j \in T \cap (0, \frac{1}{2})} \left| K_\gamma^{(\ell)}(t - t_j) \right| + \sum_{t_j \in T \cap [-\frac{1}{2}, 0)} \left| K_\gamma^{(\ell)}(t - t_j) \right|;$$

the argument for the second term is almost identical.

Without loss of generality we assume that the elements of $T \cap (0, \frac{1}{2})$ are ordered so that $0 < t_1 < t_2 < \dots < 1/2$. By Corollary 4.5

$$\left| K_\gamma^{(\ell)}(t - t_j) \right| \leq B_{\gamma, \ell}^\infty(u, \epsilon)$$

for any u such that $f_c(t_j - t) - \epsilon \leq u \leq f_c(t_j - t) + \epsilon$. Maximizing this quantity on an equispaced grid $\mathcal{G}_{j, \tau}$ with separation ϵ that covers the interval $[j\tau_{\min} - \tau, (j+4)\tau_{\min}]$ for $\tau - \epsilon \leq f_c t \leq \tau$ yields a bound that is valid for all values of t_j such that $t_j - t \leq (j+4)\Delta_{\min}$, since $t_j - t \geq j\Delta_{\min} - t$ due to the minimum-separation condition. If $t_j - t > (j+4)\Delta_{\min}$, then by Lemma 4.6

$$\left| K_\gamma^{(\ell)}(t - t_j) \right| \leq b_{\gamma, \ell}((j+4)\tau_{\min}).$$

Taking the maximum of the two bounds allows to control the contribution of the kernel (or the ℓ th derivative of the kernel) centered at t_j . We take advantage of this for $1 \leq j \leq 20$ and then apply the coarser bound

$$\left| K_\gamma^{(\ell)}(t - t_j) \right| \leq b_{\gamma, \ell}((j-1/2)\tau_{\min})$$

for $21 \leq j \leq 400$. This bound follows from Lemma 4.6 and the fact that $t_j - t \geq (j-1/2)\Delta_{\min}$ by the minimum-separation condition. The remaining terms can be controlled using the following lemma, which we prove in Section C.4.

Lemma C.2. For $f_c \geq 10^3$, $\ell \in \{0, 1, 2, 3\}$, $\gamma = [0.247, 0.339, 0.414]^T$ and $80/f_c \leq |t| \leq 1/2$

$$\left| K_\gamma^{(\ell)}(t) \right| \leq b_{\gamma, \ell}^\infty(t) := \frac{(2\pi f_c)^\ell}{\prod_{i=1}^3 \gamma_i} \left(\frac{1.1}{4f_c t} \right)^3.$$

By the lemma,

$$\begin{aligned} \sum_{t_j \in T \cap (400\Delta_{\min}, \frac{1}{2})} \left| K_\gamma^{(\ell)}(t - t_j) \right| &\leq \sum_{k=400}^{\infty} b_{\gamma, \ell}^\infty(k\tau_{\min}) \\ &= \sum_{k=1}^{\infty} b_{\gamma, \ell}^\infty(k\tau_{\min}) - \sum_{k=1}^{400} b_{\gamma, \ell}^\infty(k\tau_{\min}) \\ &= \frac{(2\pi f_c)^\ell}{\prod_{i=1}^3 \gamma_i} \left(\frac{1.1}{4\tau_{\min}} \right)^p \left(\sum_{k=1}^{\infty} \frac{1}{k^p} - \sum_{k=1}^{400} \frac{1}{k^p} \right) := C_\ell. \end{aligned} \quad (\text{C.26})$$

The infinite series $\sum_{k=1}^{\infty} k^{-p}$ is equal to the Riemann zeta function $\zeta(p)$, so we can easily compute C_ℓ for the desired value of γ and conclude that

$$\sum_{t_j \in T \cap (0, \frac{1}{2})} \left| K_\gamma^{(\ell)}(t - t_j) \right| \leq H(\tau).$$

C.4 Proof of Lemma C.2

In this proof $p := 3$ (the lemma also holds if we convolve a different number of Dirichlet kernels). To obtain bounds that are valid for large t we use a simple lower bound on the sine function that holds between 0 and $\frac{\pi}{2}$

$$2t \leq \sin(\pi t).$$

Combining it with (C.8) and the bounds (C.22), (C.23), (C.24) and (C.25) on the magnitude of the kernel and its derivatives from Section C.2 yields

$$\begin{aligned} |K(f_0, t)| &\leq \frac{1}{(2f_0 + 1)2t} \leq \frac{1}{4f_0 t}, \\ |K^{(1)}(f_0, t)| &\leq \frac{\pi}{2t} \left(1 + \frac{1}{4f_0 t}\right), \\ |K^{(2)}(f_0, t)| &\leq \frac{\pi^2 f_0}{t} \left(1 + \frac{1}{\gamma_0 f_{\min}}\right) + \frac{\pi}{t^2} \left(1 + \frac{1}{4f_0 t}\right) \leq \frac{\pi^2 f_0}{t} \left(1 + \frac{1}{\gamma_0 f_{\min}} + \frac{1 + \frac{1}{4f_0 t}}{\pi f_0 t}\right), \\ |K^{(3)}(f_0, t)| &\leq \frac{2\pi^3 f_0^2}{t} \left(\left(1 + \frac{1}{4f_0 t_0}\right) \left(1 + \frac{1}{\gamma_0 f_{\min}}\right) + \frac{1}{\pi f_0 t} \left(1 + \frac{1}{\gamma_0 f_{\min}} + \frac{1 + \frac{1}{4f_0 t}}{\pi f_0 t}\right) \right. \\ &\quad \left. + \frac{1}{2\pi^2 f_0^2 t^2} \left(1 + \frac{1}{4f_0 t}\right) \right). \end{aligned}$$

If $\gamma_0 \geq 0.25$ then $1/f_0 t \leq 0.05$ for $t \geq \frac{80}{f_c}$, which allows to coarsely summarize these inequalities as

$$|K^{(\ell)}(f_0, t)| \leq \frac{1.1 2^{\ell-2} \pi^\ell f_0^{\ell-1}}{t}$$

for $j \in 0, 1, 2, 3$ and $f_{\min} \geq 10^3$. Together with (C.19) this implies

$$\begin{aligned} |K_\gamma(t)| &\leq \left(\frac{1.1}{4f_c t}\right)^p \prod_{i=1}^p \frac{1}{\gamma_i}, \\ |K_\gamma^{(1)}(t)| &\leq 2\pi f_c \left(\frac{1.1}{4f_c t}\right)^p \sum_{i=1}^p \prod_{j=1, j \neq i}^p \frac{1}{\gamma_j}, \\ |K_\gamma^{(2)}(t)| &\leq (2\pi f_c)^2 \left(\frac{1.1}{4f_c t}\right)^p \sum_{i=1}^p \left(\frac{\gamma_i}{\prod_{j=1, j \neq i}^p \gamma_j} + \sum_{j=1, j \neq i}^p \prod_{k=1, k \neq i, j}^p \frac{1}{\gamma_k} \right), \\ |K_\gamma^{(3)}(t)| &\leq (2\pi f_c)^3 \left(\frac{1.1}{4f_c t}\right)^p \sum_{i=1}^p \left(\frac{\gamma_i^2}{\prod_{j=1, j \neq i}^p \gamma_j} + \sum_{j=1, j \neq i}^p \frac{3\gamma_i}{\prod_{k=1, k \neq i, j}^p \gamma_k} + \sum_{k=1, k \neq i, j}^p \prod_{m=1, m \neq i, j, k}^p \frac{1}{\gamma_m} \right). \end{aligned}$$

Since by definition $\sum_{j=1}^p \gamma_j = 1$, the following identities complete the proof,

$$\sum_{i=1}^p \prod_{j=1, j \neq i}^p \frac{1}{\gamma_j} = \sum_{i=1}^p \frac{\gamma_i}{\prod_{j=1}^p \gamma_j} = \frac{1}{\prod_{j=1}^p \gamma_j},$$

$$\begin{aligned} \sum_{i=1}^p \left(\frac{\gamma_i}{\prod_{j=1, j \neq i}^p \gamma_j} + \sum_{j=1, j \neq i}^p \prod_{k=1, k \neq i, j}^p \frac{1}{\gamma_k} \right) &= \frac{1}{\prod_{j=1}^p \gamma_j} \sum_{i=1}^p \left(\gamma_i^2 + \gamma_i \sum_{j=1, j \neq i}^p \gamma_j \right) \\ &= \frac{1}{\prod_{j=1}^p \gamma_j} \sum_{i=1}^p \gamma_i^2 + \gamma_i (1 - \gamma_i) = \frac{1}{\prod_{j=1}^p \gamma_j}, \end{aligned}$$

$$\begin{aligned} \sum_{i=1}^p \left(\frac{\gamma_i^2}{\prod_{j=1, j \neq i}^p \gamma_j} + \sum_{j=1, j \neq i}^p \left(\frac{3\gamma_i}{\prod_{k=1, k \neq i, j}^p \gamma_k} + \sum_{k=1, k \neq i, j}^p \prod_{m=1, m \neq i, j, k}^p \frac{1}{\gamma_m} \right) \right) \\ = \sum_{i=1}^p \left(\frac{\gamma_i^2}{\prod_{j=1, j \neq i}^p \gamma_j} + \sum_{j=1, j \neq i}^p \left(\frac{2\gamma_i + \gamma_j}{\prod_{k=1, k \neq i, j}^p \gamma_k} + \sum_{k=1, k \neq i, j}^p \prod_{m=1, m \neq i, j, k}^p \frac{1}{\gamma_m} \right) \right) \\ = \frac{1}{\prod_{j=1}^p \gamma_j} \sum_{i=1}^p \left(\gamma_i^3 + \sum_{j=1, j \neq i}^p \left(2\gamma_i^2 \gamma_j + \gamma_i \gamma_j^2 + \sum_{k=1, k \neq i, j}^p \gamma_i \gamma_j \gamma_k \right) \right) \\ = \frac{1}{\prod_{j=1}^p \gamma_j} \sum_{i=1}^p \left(\gamma_i^3 + (\gamma_i^2 + \gamma_i) \sum_{j=1, j \neq i}^p \gamma_j \right) = \frac{1}{\prod_{j=1}^p \gamma_j}. \end{aligned}$$

C.5 Proof of Lemma 4.9

By the fundamental theorem of calculus, if t' is such that $j\epsilon \leq t' \leq (j+1)\epsilon$ for some integer j

$$\begin{aligned} F'(t') &= F'(0) + \int_0^{t'} F''(u) du \\ &= \sum_{l=0}^{j-1} \int_{l\epsilon}^{(l+1)\epsilon} F''(u) du + \int_{j\epsilon}^{t'} F''(u) du. \end{aligned}$$

This implies

$$F'(t') \leq \epsilon \left(\sum_{l=0}^{j-1} F_{2,l} + \mathbb{1}_{F_{2,j} > 0} F_{2,j} \right). \quad (\text{C.27})$$

Now, recall that $k\epsilon \leq t \leq (k+1)\epsilon$. By the fundamental theorem of calculus, the assumptions on F and (C.27),

$$\begin{aligned} F(t) &= F(0) + \int_0^t F'(u) du \\ &= 1 + \sum_{j=0}^{k-1} \int_{j\epsilon}^{(j+1)\epsilon} F'(u) du + \int_{k\epsilon}^t F'(u) du \\ &= 1 + \epsilon^2 \left(\sum_{j=0}^{k-1} \left(\sum_{l=1}^{j-1} F_{2,l} + \mathbb{1}_{F_{2,j} > 0} F_{2,j} \right) + \mathbb{1}_{F_{2,j} > 0} F_{2,j} \right). \end{aligned}$$