

Halo effective field theory constrains the solar ${}^7\text{Be} + p \rightarrow {}^8\text{B} + \gamma$ rate

Xilin Zhang,^{1,2,*} Kenneth M. Nollett,^{3,4,2,†} and D. R. Phillips^{2,‡}

¹*Physics Department, University of Washington, Seattle, WA 98195, USA*

²*Institute of Nuclear and Particle Physics and Department of Physics and Astronomy, Ohio University, Athens, OH 45701, USA*

³*Department of Physics and Astronomy, University of South Carolina, 712 Main Street, Columbia, South Carolina 29208, USA*

⁴*Department of Physics, San Diego State University, 5500 Campanile Drive, San Diego, California 92182-1233, USA*

(Dated: July 2015)

We report an improved low-energy extrapolation of the cross section for the process ${}^7\text{Be}(p,\gamma){}^8\text{B}$, which determines the ${}^8\text{B}$ neutrino flux from the Sun. Our extrapolant is derived from Halo Effective Field Theory (EFT) at next-to-leading order. We apply Bayesian methods to determine the EFT parameters and the low-energy S -factor, using measured cross sections and scattering lengths as inputs. Asymptotic normalization coefficients of ${}^8\text{B}$ are tightly constrained by existing radiative capture data, and contributions to the cross section beyond external direct capture are detected in the data at $E < 0.5$ MeV. Most importantly, the S -factor at zero energy is constrained to be $S(0) = 21.3 \pm 0.7$ eV b, which is an uncertainty smaller by a factor of two than previously recommended. That recommendation was based on the full range for $S(0)$ obtained among a discrete set of models judged to be reasonable. In contrast, Halo EFT subsumes all models into a controlled low-energy approximant, where they are characterized by nine parameters at next-to-leading order. These are fit to data, and marginalized over via Monte Carlo integration to produce the improved prediction for $S(E)$.

PACS numbers: 25.20.-x, 25.40.Lw, 11.10.Ef, 21.10.Jx, 21.60.De

Introduction— A persistent challenge in modeling the Sun and other stars is the need for nuclear cross sections at very low energies [1, 2]. Recent years have seen a few measurements at or near the crucial “Gamow peak” energy range for the Sun [1, 3], but cross sections at these energies are so small that data almost always lie at higher energies, where experimental count rates are larger. The bulk of the data must be extrapolated to the energies of stellar interiors using nuclear reaction models.

The models available for extrapolation also have limitations. Qualitatively correct models of nonresonant radiative capture reactions, with reacting nuclei treated as interacting particles, have been available since the mid-1960s [4]. However, these models suffer from weak input constraints and dependence on *ad hoc* assumptions like the shapes of potentials. Developing models with realistically interacting nucleons as their fundamental degrees of freedom is currently a priority for the theoretical community, but progress is slow, and models remain incomplete [5, 6]. *Ab initio* calculations employing modern nuclear forces may yield tight constraints in the future.

For the ${}^7\text{Be}(p,\gamma){}^8\text{B}$ reaction – which determines the detected flux of ${}^8\text{B}$ decay neutrinos from the Sun – the precision of the astrophysical S -factor at solar energies (~ 20 keV) is limited by extrapolation from laboratory energies of typically 0.1–0.5 MeV. A recent evaluation [1] found the low-energy limit $S(0) = 20.8 \pm 0.7 \pm 1.4$ eV b, with the first error reflecting the uncertainties of the measurements. The second accounts for uncertainties in extrapolating those data. It was chosen to cover the full

variation among a few extrapolation models thought to be plausible. Since the differences among $S(E)$ shapes for different models were neither well-understood nor represented by continuous parameters, no goodness-of-fit test was used for model selection.

Halo EFT [7–16], provides a simple, transparent, and systematic way to organize the reaction theory needed for the low-energy extrapolation. The ${}^7\text{Be} + p$ system is modeled as two interacting particles and described by a Lagrangian expanded in powers of their relative momentum, which is small compared with other momentum scales in the problem. The point-Coulomb part of the interaction can be treated exactly, and the form of the strong interaction is fully determined by the order at which the Lagrangian is truncated [16–19]. The coupling constants of the Lagrangian are determined by matching to experiment. This is similar in spirit and in many quantitative details to traditional potential model or R -matrix approaches. However, it avoids some arbitrary choices (like Woods-Saxon shapes or matching radii) of these models, is organized explicitly as a low-momentum power series, and allows quantitative estimates of the error arising from model truncation.

The low-energy S -factor for ${}^7\text{Be}(p,\gamma){}^8\text{B}$ consists entirely of electric-dipole ($E1$) capture from s - and d -wave initial states to p -wave final states (which dominate ${}^7\text{Be} + p$ configurations within ${}^8\text{B}$). All models are dominated by “external direct capture,” the part of the $E1$ matrix element arising in the tails of the wave function (out to 100 fm and beyond) [4, 20]. Models differ in how

they combine the tails of the final state with phase shift information and in how they model the non-negligible contribution from short-range, non-asymptotic regions of the wave functions.

Halo EFT includes these mechanisms, and can describe $S(E)$ over the low-energy region (LER) at $E < 0.5$ MeV. Beyond 0.5 MeV, higher-order terms could be important, and resonances unrelated to the S -factor in the Gamow peak appear. Compared with a potential model, the EFT has about twice as many adjusted parameters, too many to determine uniquely with existing data. However, calculations of the solar neutrino flux do not require that all parameters be known: it is enough to determine $S(18 \pm 6$ keV). We fit the amplitudes of recently computed next-to-leading-order (NLO) terms [18] in $E1$ capture to the experimental $S(E)$ data in the LER. We then use Bayesian methods to propagate the (theory and experimental) uncertainties and obtain a rather precise result for $S(20$ keV).

EFT at NLO—The EFT amplitude for $E1$ capture is organized in an expansion in the ratio of low-momentum and high-momentum scales, k/Λ . Λ is set by the ${}^7\text{Be}$ binding energy relative to the ${}^3\text{He} + {}^4\text{He}$ threshold, 1.59 MeV, so $\Lambda \approx 70$ MeV, corresponding to a co-ordinate space cutoff of ≈ 3 fm. Physics at distances shorter than this is subsumed into contact operators in the Lagrangian. The ${}^8\text{B}$ ground state, which is 0.1364(10) MeV below the ${}^7\text{Be}$ -p scattering continuum [21, 22], is a shallow p-wave bound state in our EFT: it is bound by contact operators but the wave-function tail should be ac-

curately represented. To ensure this we also include the $J^\pi = \frac{1}{2}^-$ bound excited state of ${}^7\text{Be}$ in the theory. ${}^7\text{Be}^*$ is 0.4291 MeV above the ground state; the configuration containing it and the proton is significant in the ${}^8\text{B}$ ground state [17]. The large (~ 10 fm) ${}^7\text{Be}$ -p scattering lengths play a key role in the low-energy dynamics; s-wave rescattering in the incoming channels must be accurately described. This also requires that the Coulomb potential be iterated to all orders when computing the scattering and bound state wave functions [17, 19]. Indeed $Z_{7\text{Be}}Z_p\alpha_{em}M_p \approx k_C = 27$ MeV while the binding momentum of ${}^8\text{B}$ is 15 MeV, so these low-momentum scales are well separated from Λ . We generically denote them by k , and anticipate that $k/\Lambda \approx 0.2$. Since the EFT incorporates all dynamics at momentum scales $< \Lambda$ its radius of convergence is larger than other efforts at systematic expansions of this S -factor [23–31].

The leading-order (LO) amplitude includes only external direct capture. As the ${}^7\text{Be}$ ground state is $\frac{3}{2}^-$ there are two possible total spin channels, denoted here by $s = 1, 2$. They correspond, respectively, to 3S_1 and 5S_2 components in the incoming scattering state, and 3P_2 and 5P_2 configurations in ${}^8\text{B}$. The parameters that appear at LO are the two asymptotic normalization coefficients (ANCs), C_s , for the ${}^7\text{Be}$ -p configuration in ${}^8\text{B}$ in each of the spin channels, together with the corresponding s-wave scattering lengths, a_s [17, 19, 32]. The NLO result for $S(E)$, full details of which will be given elsewhere [18], can be written as:

$$S(E) = f(E) \sum_s C_s^2 \left[|\mathcal{S}_{\text{EC}}(E; \delta_s(E)) + \bar{L}_s \mathcal{S}_{\text{SD}}(E; \delta_s(E)) + \epsilon_s \mathcal{S}_{\text{CX}}(E; \delta_s(E))|^2 + |\mathcal{D}_{\text{EC}}(E)|^2 \right]. \quad (1)$$

Here, $f(E)$ is an overall normalization composed of final-state phase space over incoming flux ratio, dipole radiation coupling strength, and a factor related to Coulomb-barrier penetration [17]. \mathcal{S}_{EC} is proportional to the spin- s $E1$ [17, 32, 33] external direct-capture matrix element between continuum ${}^7\text{Be}$ -p s-wave and ${}^8\text{B}$ ground-state wave functions. \mathcal{S}_{CX} is the contribution from capture with core excitation, i.e. into the ${}^7\text{Be}^*$ -p component of the ground state. Its strength is parameterized by ϵ_s . Since ${}^7\text{Be}^*$ is spin-half this component only occurs for $s = 1$, so $\epsilon_2 = 0$. Because the inelasticity in ${}^7\text{Be}$ -p s-wave scattering is small [6, 34] it is an NLO effect.

Short-distance contributions, \mathcal{S}_{SD} , are also NLO. They originate from NLO contact terms in the EFT Lagrangian [18] and account for corrections to the LO result arising from the $E1$ transition at distances $\lesssim 3$ fm. The size of these is set by the parameters \bar{L}_s , which must be fit to data. \mathcal{S}_{EC} , \mathcal{S}_{SD} , and \mathcal{S}_{CX} are each functions of energy, E , but initial-state interactions mean they also depend on the s-wave phase shifts δ_s . At NLO we parametrize $\delta_s(E)$ by the Coulomb-modified effective-range expansion up to second order in k^2 , i.e., we include the term proportional to $r_s k^2$, with r_s the effective range (see supplemental material) [15, 35, 36]. Finally, \mathcal{D}_{EC} is the $E1$ matrix element between the d-wave scattering state and the ${}^8\text{B}$ bound-state wave function. It is not affected by initial-state interactions up to NLO, and hence is the same for $s = 1, 2$ channels and introduces no new parameters. This leaves us with 9 parameters in all: $C_{1,2}^2$, $a_{1,2}$ at LO and five more at NLO: $r_{1,2}$, $\bar{L}_{1,2}$, and ϵ_1 [18].

Data—The 42 data points in our analysis come from all modern experiments with more than one data point

for the direct-capture S -factor in the LER: Junghans *et al.*, (experiments “BE1” and “BE3”) [37], Filippone

et.al., [38], Baby *et.al.*, [39, 40], and Hammache *et.al.*, (two measurements published in 1998 and 2001) [41, 42]. Ref. [1] summarizes these experiments, and the common-mode errors (CMEs) we assign are given in the supplemental material. All data are for energies above 0.1 MeV. We subtracted the $M1$ contribution of the ${}^8\text{B } 1^+$ resonance from the data using the resonance parameters of Ref. [38]. This has negligible impact for $E \leq 0.5$ MeV, so we retain only points in this region, thus eliminating the resonance's effects.

Bayesian analysis— To extrapolate $S(E)$ we must use these data to constrain the EFT parameters. We compute the posterior probability distribution function (PDF) of the parameter vector \mathbf{g} given data, D , our theory, T , and prior information, I . To account for the common-mode errors in the data we introduce data-normalization corrections, ξ_i . We then employ Bayes' theorem to write the desired PDF as:

$$\text{pr}(\mathbf{g}, \{\xi_i\} | D; T; I) = \text{pr}(D | \mathbf{g}, \{\xi_i\}; T; I) \text{pr}(\mathbf{g}, \{\xi_i\} | I), \quad (2)$$

with the first factor proportional to the likelihood:

$$\ln \text{pr}(D | \mathbf{g}, \{\xi_i\}; T; I) = c - \sum_{j=1}^N \frac{[(1 - \xi_j)S(\mathbf{g}; E_j) - D_j]^2}{2\sigma_j^2},$$

where $S(\mathbf{g}; E_j)$ is the NLO EFT S -factor at the energy E_j of the j th data point D_j , whose statistical uncertainty is σ_j . The constant c ensures $\text{pr}(\mathbf{g}, \{\xi_i\} | D; T; I)$ is normalized. Since the CME affects all data from a particular experiment in a correlated way there are only five parameters ξ_i : one for each experiment.

In Eq. (2) $\text{pr}(\mathbf{g}, \{\xi_i\} | I)$ is the prior for \mathbf{g} and $\{\xi_i\}$. We choose independent Gaussian priors for each data set's ξ_i , all centered at 0 and with width equal to the assigned CMEs. We also choose Gaussian priors for the s-wave scattering lengths (a_1, a_2), with centers at the experimental values of Ref. [43], (25, -7) fm, and widths equal to their errors, (9, 3) fm. All the other EFT parameters are assigned flat priors over ranges that correspond to, or exceed, natural values: $0.001 \leq C_{1,2}^2 \leq 1 \text{ fm}^{-1}$, $0 \leq r_{1,2} \leq 10 \text{ fm}$ [44, 45], $-1 \leq \epsilon_1 \leq 1$, $-10 \leq L_{1,2} \leq 10 \text{ fm}$. We do, though, restrict the parameter space by the requirement that there is no s-wave resonance in ${}^7\text{Be-p}$ scattering below 0.6 MeV.

To determine $\text{pr}(\mathbf{g}, \{\xi_i\} | D; T; I)$, we use a Markov chain Monte Carlo algorithm [46] with Metropolis-Hastings sampling [47], generating 2×10^4 uncorrelated samples in the 14-dimensional (14d) $\mathbf{g} \oplus \{\xi_i\}$ space. Making histograms, e.g., over two parameters g_1 and g_2 , produces the marginalized distribution, in that case: $\text{pr}(g_1, g_2 | D; T; I) = \int \text{pr}(\mathbf{g}, \{\xi_i\} | D; T; I) d\xi_1 \dots d\xi_5 dg_3 \dots dg_9$. Similarly, to compute the PDF of a quantity $F(\mathbf{g})$, e.g., $S(E; \mathbf{g})$, we construct $\text{pr}(F | D; T; I) \equiv \int \text{pr}(\mathbf{g}, \{\xi_i\} | D; T; I) \delta(F - F(\mathbf{g})) d\xi_1 \dots d\xi_5 d\mathbf{g}$, and histogramming again suffices.

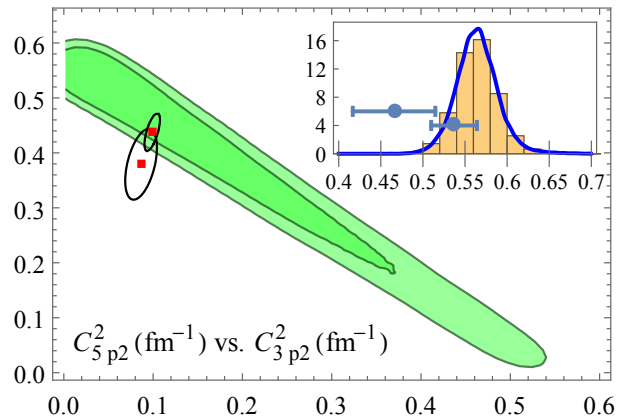


FIG. 1: (Color online.) 2d distribution for C_1^2 (x-axis) and C_2^2 (y-axis). Shading represents the 68% and 95% regions. The small circle and ellipse are the 1σ contours of an *ab initio* calculation [48] and empirical results [49], with their best values marked as red squares. The inset is the histogram and the corresponding smoothed 1d PDF of the quantity $[C_1^2 + C_2^2] \times \text{fm}$; the larger and smaller error bars show the empirical and *ab initio* values.

Constraints on parameters and the S-factor— The tightest parameter constraint we find is on the sum $C_1^2 + C_2^2 = 0.564(23) \text{ fm}^{-1}$, which sets the overall scale of $S(E)$ [52]. Fig. 1 shows contours of 68% and 95% probability for the 2d joint PDF of the ANCs. Neither ANC is strongly constrained by itself, but they are strongly anticorrelated; the 1d PDF of $C_1^2 + C_2^2$ is shown in the inset. The ellipses in Fig. 1 show ANCs from an *ab initio* variational Monte Carlo calculation (the smaller ellipse) [48] [53] and inferred from transfer reactions by Tabacaru *et al.* (larger ellipse) [49]. These are also shown as error bars in the inset. The *ab initio* ANCs shown compare well with the present results. (The *ab initio* ANCs of Ref. [6] sum to 0.509 fm^{-1} and appear to be in moderate conflict.) Tabacaru *et al.* recognized that their result was 1σ to 2σ below existing analyses of S -factor data; a 1.8σ conflict remains in our analysis. We suggest that for ${}^8\text{B}$ the combination of simpler reaction mechanism, fewer assumptions, and more precise cross sections makes the capture reaction a better probe of ANCs than transfer reactions.

Fig. 2 depicts the 2d distribution of \bar{L}_1 and ϵ_1 . There is a positive correlation: in $S(E)$ below the ${}^7\text{Be-p}$ inelastic threshold, the effect of core excitation, here parameterized by ϵ_1 , can be traded against the short-distance contribution to the spin-1 $E1$ matrix element. The inset shows the 1d distribution of the quantity $0.33 \bar{L}_1/\text{fm} - \epsilon_1$, for which there is a slight signal of a non-zero value. In contrast, the data prefers a positive \bar{L}_2 : its 1d pdf yields a 68% interval $-0.58 \text{ fm} < \bar{L}_2 < 7.94 \text{ fm}$.

We now compute the PDF of S at many energies, and extract each median value (the thin solid blue line in Fig. 3), and 68% interval (shaded region in Fig. 3). The

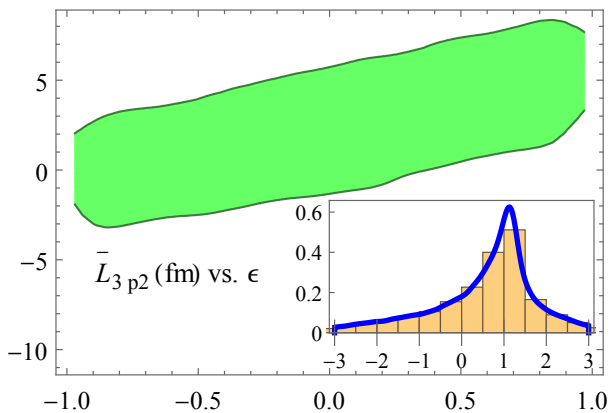


FIG. 2: (Color online.) 2d distribution for ϵ_1 (x-axis) and \bar{L}_1 (y-axis). The shaded area is the 68% region. The inset is the histogram and corresponding smoothed 1d PDF of the quantity $0.33 \bar{L}_1/\text{fm} - \epsilon_1$.

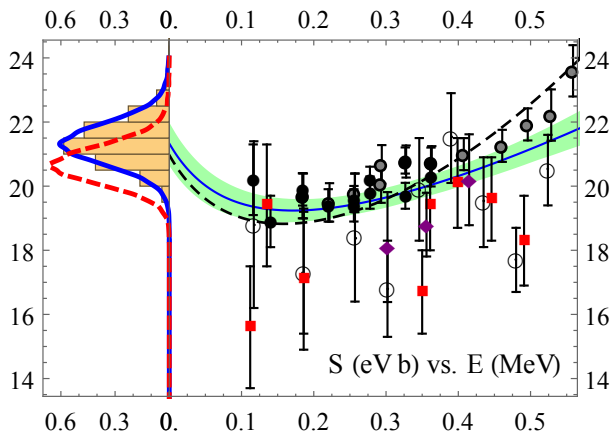


FIG. 3: (Color online.) The right panel shows the NLO S -factor at different energies, including the median values (solid blue curve). Shading indicates the 68% interval. The dashed line is the LO result. The data used for parameter determination are shown, but have not been rescaled in accord with our fitted $\{\xi_i\}$. They are: Junghans *et al.*, BE1 and BE3 [37] (filled black circle and filled grey circle), Filippone *et al.*, [38] (open circle), Baby *et al.*, [39, 40] (filled purple diamond), and Hammache *et al.*, [41, 42] (filled red box). The left panel shows 1d PDFs for $S(0)$ (blue line and histogram) and $S(20 \text{ keV})$ (red-dashed line).

PDFs for S at $E = 0$ and 20 keV are singled out and shown on the left of the figure: the blue line and histogram are for $E = 0$ and the red-dashed line is for $E = 20 \text{ keV}$. We found choices of the EFT-parameter vector \mathbf{g} (given in the supplemental material) that correspond to natural coefficients, produce curves close to the median $S(E)$ curve of Fig. 3, and have large values of the posterior probability.

$S(20 \text{ keV})$ and the thermal reaction rate—Table I compiles median values and 68% intervals for the S -factor and its first two derivatives, S'/S and S''/S , at $E = 0$

	S (eV b)	S'/S (MeV^{-1})	S''/S (MeV^{-2})
Median	21.33 [20.67]	-1.82 [-1.34]	31.96 [22.30]
$+\sigma$	0.66 [0.60]	0.12 [0.12]	0.33 [0.34]
$-\sigma$	0.69 [0.63]	0.12 [0.12]	0.37 [0.38]

TABLE I: The median values of S , S'/S , and S''/S at $E = 0 \text{ keV}$ [$E = 20 \text{ keV}$], as well as the upper and lower limits of the (asymmetric) 68% interval. The sampling errors are 0.02%, 0.07%, 0.01% for median values, as estimated from $\langle X^2 - \langle X \rangle^2 \rangle^{1/2} / \sqrt{N}$ with $N = 2 \times 10^4$.

and 20 keV. Ref. [1] recommends $S(0) = 20.8 \pm 1.6 \text{ eV b}$ (quadrature sum of theory and experimental uncertainties). Our $S(0)$ is consistent with this, but the uncertainty is more than a factor of two smaller. Ref. [1] also provides effective values of $S'/S = -1.5 \pm 0.1 \text{ MeV}^{-1}$ and $S''/S = 11 \pm 4 \text{ MeV}^{-2}$. These are not literal derivatives but results of quadratic fits to several plausible models over $0 < E < 50 \text{ keV}$, useful for applications. Our values are consistent, considering the large higher derivatives (rapidly changing S'') left out of quadratic fits.

The important quantity for astrophysics is in fact not $S(E)$ but the thermal reaction rate; derivatives of $S(E)$ are used mainly in a customary approximation to the rate integral [1, 2, 50]. By using our S' and S'' in a Taylor series for $S(E)$ about 20 keV, then regrouping terms and applying the approximation formula, we find a rate (given numerically in the supplemental material) that differs from numerical integration of our median $S(E)$ by only 0.01% at temperature $T_9 \equiv T/(10^9 \text{ K}) = 0.016$ (characteristic of the Sun), and 1% at $T_9 = 0.1$ (relevant for novae).

How accurate is NLO?—Our improved precision for $S(0)$ is achieved because, by appropriate choices of its nine parameters, NLO Halo EFT can represent all the models whose disagreement constitutes the 1.4 eV b uncertainty quoted in Ref. [1]—including the microscopic calculation of Ref. [5]. Halo EFT matches their $S(E)$ and phase-shift curves with a precision of 1% or better for $E < 0.5 \text{ MeV}$, and thus spans the space of models of $E1$ capture in the LER [18].

The LO curve shown in Fig. 3 employs values of C_1 , C_2 , a_1 , and a_2 from the NLO fit. It differs from the NLO curve by $< 2\%$ at $E = 0$, and by $< 10\%$ at $E = 0.5 \text{ MeV}$. This rapid convergence suggests that the naive estimate of N2LO effects in the amplitude, $(k/\Lambda)^2 \approx 4\%$, is conservative. And indeed, we added a term with this k -dependence to the model, allowing a natural coefficient that was then marginalized over, and found that it shifted the median and error bars from the NLO result by at most 0.2% in the LER. Finally, we estimate that direct $E2$ and $M1$ contributions to S in the LER are less than 0.01%, and radiative corrections are around 0.01%.

Summary— We used Halo EFT at next-to-leading or-

der to determine precisely the ${}^7\text{Be}(p,\gamma){}^8\text{B}$ S -factor at solar energies. Halo EFT connects all low-energy models by a family of continuous parameters, and marginalization over those parameters represents marginalization over all reasonable models of low-energy physics. Many of the individual EFT parameters are poorly determined by existing S -factor data, at $E > 0.1$ MeV, but these data constrain their combinations sufficiently that the extrapolated $S(20$ keV) is determined to 3%. We estimate that the impact of neglected higher-order terms in the EFT on $S(0)$ is an order of magnitude smaller than this.

Extension of the EFT to higher order and inclusion of couplings between s - and d -wave scattering states is not expected to reduce the uncertainty, although it would provide slightly greater generality in matching possible reaction mechanisms. There is, however, no indication in the literature that coupling to d -waves is important for $S(E)$ [5] in the LER. Our analysis could perhaps be extended to higher energies, but for $E > 0.5$ MeV, accurate representation of $M1$ resonances is at least as important as reliable calculations of the $E1$ transition.

The most significant source of uncertainty in our extrapolant is, in fact, the 1 keV uncertainty in the ${}^8\text{B}$ proton-separation energy, which can shift $S(20$ keV) by approximately 0.75%. This could be eliminated by better mass measurements. Further significant improvement in $S(20$ keV) for ${}^7\text{Be}(p,\gamma){}^8\text{B}$ requires stronger constraints on EFT parameters. Better determinations of s -wave scattering parameters seem to be of limited utility. The ANCs affect the very-low-energy S -factor the most, and so more information on them, from either *ab initio* theory or capture/transfer data, would be useful.

A number of other radiative capture processes whose physics parallels ${}^7\text{Be}(p,\gamma){}^8\text{B}$ are important in astrophysics. The formalism developed herein should be applicable to many of them.

Acknowledgments— We thank Carl Brune for several useful discussions, and Barry Davids, Pierre Descouvemont, and Stefan Typel for sharing details of their calculations with us. We are grateful to the Institute for Nuclear Theory for support under Program INT-14-1, “Universality in few-body systems: theoretical challenges and new directions”, and Workshop INT-15-58W, “Reactions and structure of exotic nuclei”. During both we made significant progress on this project. X.Z. and D.R.P. acknowledge support from the US Department of Energy under grant DE-FG02-93ER-40756. K.M.N. acknowledges support from the Institute of Nuclear and Particle Physics at Ohio University, and from U.S. Department of Energy Awards No. DE-SC 0010 300 and No. DE-FG02-09ER41621 at the University of South Carolina.

[†] Electronic address: nollett@mailbox.sc.edu

[‡] Electronic address: phillid1@ohio.edu

- [1] E. Adelberger et al., *Rev.Mod.Phys.* **83**, 195 (2011), 1004.2318.
- [2] C. E. Rolfs and W. S. Rodney, *Cauldrons in the cosmos: Nuclear astrophysics* (University of Chicago Press, 1988).
- [3] C. Casella et al., *Nucl. Phys. A* **706**, 203 (2002).
- [4] R. F. Christy and I. Duck, *Nucl. Phys. A* **24**, 89 (1961).
- [5] P. Descouvemont, *Phys.Rev.* **C70**, 065802 (2004).
- [6] P. Navratil, R. Roth, and S. Quaglioni, *Phys.Lett.* **B704**, 379 (2011), 1105.5977.
- [7] U. van Kolck, *Nucl. Phys.* **A645**, 273 (1999), nucl-th/9808007.
- [8] D. B. Kaplan, M. J. Savage, and M. B. Wise, *Phys.Lett.* **B424**, 390 (1998), nucl-th/9801034.
- [9] D. B. Kaplan, M. J. Savage, and M. B. Wise, *Nucl.Phys.* **B534**, 329 (1998), nucl-th/9802075.
- [10] C. A. Bertulani, H. W. Hammer, and U. Van Kolck, *Nucl. Phys.* **A712**, 37 (2002), nucl-th/0205063.
- [11] P. F. Bedaque, H. W. Hammer, and U. van Kolck, *Phys. Lett.* **B569**, 159 (2003), nucl-th/0304007.
- [12] H. W. Hammer and D. R. Phillips, *Nucl. Phys.* **A865**, 17 (2011), 1103.1087.
- [13] G. Rupak and R. Higa, *Phys. Rev. Lett.* **106**, 222501 (2011), 1101.0207.
- [14] D. L. Canham and H. W. Hammer, *Eur. Phys. J.* **A37**, 367 (2008), 0807.3258.
- [15] R. Higa, H. W. Hammer, and U. van Kolck, *Nucl. Phys.* **A809**, 171 (2008), 0802.3426.
- [16] E. Ryberg, C. Forssén, H. W. Hammer, and L. Platter, *Phys.Rev.* **C89**, 014325 (2014), 1308.5975.
- [17] X. Zhang, K. M. Nollett, and D. Phillips, *Phys.Rev.* **C89**, 051602 (2014), 1401.4482.
- [18] X. Zhang, K. M. Nollett, and D. Phillips (2015), 15xx.xxxxx.
- [19] E. Ryberg, C. Forssén, H. W. Hammer, and L. Platter, *Eur.Phys.J.* **A50**, 170 (2014), 1406.6908.
- [20] B. K. Jennings, S. Karataglidis, and T. D. Shoppa, *Phys. Rev. C* **58**, 3711 (1998), nucl-th/9806067.
- [21] M. Wang, G. Audi, A. Wapstra, F. Kondev, M. MacCormick, X. Xu, and B. Pfeiffer, *Chinese Physics C* **36**, 1603 (2012), URL <http://stacks.iop.org/1674-1137/36/i=12/a=003>.
- [22] G. Audi, M. Wang, A. Wapstra, F. Kondev, M. MacCormick, X. Xu, and B. Pfeiffer, *Chinese Physics C* **36**, 1287 (2012), URL <http://stacks.iop.org/1674-1137/36/i=12/a=002>.
- [23] R. D. Williams and S. E. Koonin, *Phys. Rev. C* **23**, 2773 (1981), URL <http://link.aps.org/doi/10.1103/PhysRevC.23.2773>.
- [24] D. Baye and E. Brainin, *Phys.Rev.* **C61**, 025801 (2000).
- [25] D. Baye, *Phys.Rev.* **C62**, 065803 (2000).
- [26] D. Baye, *Nucl. Phys.* **A758**, 114c (2005).
- [27] B. Jennings, S. Karataglidis, and T. Shoppa, *Phys.Rev.* **C58**, 579 (1998), nucl-th/9802028.
- [28] B. Jennings, S. Karataglidis, and T. Shoppa, *Phys.Rev.* **C58**, 3711 (1998), nucl-th/9806067.
- [29] B. Jennings, *Phys.Rev.* **C62**, 027602 (2000), nucl-th/9910005.
- [30] R. Cyburt, B. Davids, and B. Jennings, *Phys.Rev.* **C70**, 045801 (2004), nucl-th/0406011.
- [31] A. Mukhamedzhanov and F. Nunes, *Nucl.Phys.* **A708**, 437 (2002), nucl-th/0205045.
- [32] X. Zhang, K. M. Nollett, and D. Phillips, *Phys.Rev.* **C89**,

* Electronic address: xilinx@uw.edu

$C_{(3P_2)}^2$ (fm ⁻¹)	$a_{(3S_1)}$ (fm)	$r_{(3S_1)}$ (fm)	ϵ_1	\bar{L}_1 (fm)	$C_{(5P_2)}^2$ (fm ⁻¹)	$a_{(5S_2)}$ (fm)	$r_{(5S_2)}$ (fm)	\bar{L}_2 (fm)
0.2336	24.44	3.774	-0.04022	1.641	0.3269	-7.680	3.713	0.1612

TABLE II: A representative EFT parameter set that gives a curve almost on the top of the median value curve (solid blue) in Fig. 3. The LO curve (dashed black) uses the LO parameters listed here, with the strictly NLO parameters set to zero. Because the parameter space is very degenerate, many such parameter sets could be given that have similar $S(E)$ curves but very different parameter values.

- 024613 (2014), 1311.6822.
- [33] J. Walecka, *Theoretical nuclear and subnuclear Physics* (Oxford University Press, New York, 1995).
- [34] P. Navratil, R. Roth, and S. Quaglioni, Phys.Rev. **C82**, 034609 (2010), 1007.0525.
- [35] S. König, D. Lee, and H. W. Hammer, J. Phys. **G40**, 045106 (2013), 1210.8304.
- [36] M. Goldberger and K. Watson, *Collision Theory* (Wiley, New York, 1964).
- [37] A. Junghans, K. Snover, E. Mohrmann, E. Adelberger, and L. Buchmann, Phys.Rev. **C81**, 012801 (2010).
- [38] B. Filippone, A. Elwyn, C. Davids, and D. Koetke, Phys.Rev. **C28**, 2222 (1983).
- [39] L. Baby et al. (ISOLDE), Phys.Rev.Lett. **90**, 022501 (2003), nucl-ex/0208005.
- [40] L. Baby et al. (ISOLDE), Phys.Rev. **C67**, 065805 (2003), nucl-ex/0212011.
- [41] F. Hammache, G. Bogaert, P. Aguer, C. Angulo, S. Barhoumi, et al., Phys.Rev.Lett. **80**, 928 (1998), nucl-ex/9712003.
- [42] F. Hammache, G. Bogaert, P. Aguer, C. Angulo, S. Barhoumi, et al., Phys.Rev.Lett. **86**, 3985 (2001), nucl-ex/0101014.
- [43] C. Angulo, M. Azzouz, P. Descouvemont, G. Tabacaru, et al., Nucl.Phys. **A716**, 211 (2003).
- [44] D. R. Phillips and T. D. Cohen, Phys. Lett. **B390**, 7 (1997), nucl-th/9607048.
- [45] E. P. Wigner, Phys. Rev. **98**, 145 (1955).
- [46] D. Sivia, *Data Analysis: A Bayesian Tutorial* (Oxford University Press, New York, 1996).
- [47] N. Metropolis, A. Rosenbluth, M. Rosenbluth, A. Teller, and E. Teller, J.Chem.Phys. **21**, 1087 (1953).
- [48] K. M. Nollett and R. Wiringa, Phys.Rev. **C83**, 041001 (2011), 1102.1787.
- [49] G. Tabacaru, A. Azhari, J. Brinkley, V. Burjan, F. Carstoiu, et al., Phys.Rev. **C73**, 025808 (2006), nucl-ex/0508029.
- [50] G. R. Caughlan and W. A. Fowler, Astrophys. J. **136**, 453 (1962).
- [51] M. Abramowitz and I. Stegun, *Handbook of Mathematical Functions* (Dover Publications, New York, 1972).
- [52] The second moments of the MCMC sample distribution imply that $C_1^2 + 0.94C_2^2$ is best constrained, but we consider $C_1^2 + C_2^2$ for simplicity.
- [53] We recomputed the sampling errors of Ref. [48] in the basis of good s , taking more careful account of correlations between ANCs.

SUPPLEMENTAL MATERIAL

Common-mode errors for experimental data

The quoted common-mode errors for Junghans *et al.*, sets BE1 and BE3, [37], Filippone *et al.*, [38], Baby *et al.*, [39, 40], and the Hammache *et al.*, 1998 data set [41] are 2.7%, 2.3%, 11.25%, 5%, and 2.2%, respectively. The data of Ref. [42] are a measurement of the absolute $S(186 \text{ keV})$ and of the ratios $S(135 \text{ keV})/S(186 \text{ keV})$ and $S(112 \text{ keV})/S(186 \text{ keV})$. We treat each of these three quantities as one data point, so they do not need a CME.

EFT details

The modified-effective-range expansion for s-wave ${}^7\text{Be-p}$ scattering is:

$$p(\cot \delta_s(E) - i) \frac{2\pi\eta}{e^{2\pi\eta} - 1} = -\frac{1}{a_s} + \frac{1}{2}r_s p^2 - 2k_C H(\eta). \quad (3)$$

Here $H(\eta) = \psi(i\eta) + 1/(2i\eta) - \ln(i\eta)$, $\eta \equiv k_C/p$, $k_C \equiv Z_{\tau\text{Be}}Z_p\alpha_{em}m_R$ with m_R the ${}^7\text{Be-p}$ reduced mass, $p = \sqrt{2m_R E}$, and ψ the digamma function [51].

An EFT parameter set that gives a good fit—as mentioned in the main text—is listed in Table II.

E (MeV)	Median (eV b)	$-\sigma$ (eV b)	$+\sigma$ (eV b)
0.	21.33	0.69	0.66
0.01	20.97	0.65	0.63
0.02	20.67	0.63	0.60
0.03	20.42	0.60	0.58
0.04	20.20	0.57	0.55
0.05	20.02	0.55	0.53
0.1	19.46	0.45	0.44
0.2	19.27	0.34	0.34
0.3	19.65	0.32	0.30
0.4	20.32	0.35	0.31
0.5	21.16	0.42	0.41

TABLE III: The median values and 68% interval bounds for S in the energy range from 0 to 0.5 MeV. At each energy point, the histogram of S is drawn from the Monte-Carlo simulated ensemble and then is used to compute the median and the bounds.

Results for S -factor and thermal reaction rate

The median values and 68% interval bounds for S in 10 keV intervals to 50 keV and then in 100 keV intervals to 500 keV is listed in Table III.

Regrouping the Taylor series for $S(E)$ about 20 keV into a quadratic and applying the approximations of Refs. [2, 50] yields

$$N_A \langle \sigma v \rangle = \frac{2.7648 \times 10^5}{T_9^{2/3}} \exp\left(\frac{-10.26256}{T_9^{1/3}}\right) \times (1 + 0.0406T_9^{1/3} - 0.5099T_9^{2/3} - 0.1449T_9 + 0.9397T_9^{4/3} + 0.6791T_9^{5/3}), \quad (4)$$

in units of $\text{cm}^3 \text{s}^{-1} \text{mol}^{-1}$, where N_A is Avogadro's number. Up to $T_9 = 0.6$, the lower and upper limits of the 68% interval for $S(E)$ produce a numerically integrated rate that is $0.969(1 + 0.0576T_9 - 0.0593T_9^2)$ and $1.030(1 - 0.05T_9 + 0.0511T_9^2)$ times that of Eq. (4). At $T_9 \gtrsim 0.7$ energies beyond the LER, and hence resonances, come into play and so these results no longer hold. We know of no astrophysical environment with such high T_9 where ${}^7\text{Be}(p, \gamma){}^8\text{B}$ matters.