

Inert Doublet Model in light of LHC Run I and astrophysical data

Agnieszka Ilnicka,^{1,2,*} Maria Krawczyk,^{3,†} and Tania Robens^{4,‡}

¹*Institute of Physics, University of Zurich,
Winterthурstrasse 190, CH-8057 Zurich*

²*Physics Department, ETH Zurich,
Otto-Stern-Weg 1, CH-8093 Zurich*

³*Faculty of Physics, University of Warsaw,
ul. Pasteura 5, 02-093 Warsaw, Poland*

⁴*TU Dresden, Institut für Kern- und Teilchenphysik,
Zellescher Weg 19, D-01069 Dresden, Germany*

(Dated: May 2, 2016)

Abstract

We discuss the parameter space of the Inert Doublet Model, a two Higgs doublet model with a dark matter candidate. An extensive set of theoretical and experimental constraints on this model is considered, where both collider as well as astroparticle data limits, the latter in the form of dark matter relic density as well as direct detection, are taken into account. We discuss the effects of these constraints on the parameter space of the model. In particular, we do not require the IDM to provide the full dark matter content of the universe, which opens up additional regions in the parameter space accessible at collider experiments. The combination of all constraints leads to a relatively strong mass degeneracy in the dark scalar sector for masses $\gtrsim 200$ GeV, and to a minimal scale ~ 45 GeV for the dark scalar masses. We also observe a stringent mass hierarchy $M_H^\pm > M_A$. We propose benchmark points and benchmark planes for dark scalar pair-production for the current LHC run being in compliance with all theoretical as well as experimental bounds.

*Electronic address: ailnicka@physik.uzh.ch

†Electronic address: krawczyk@fuw.edu.pl

‡Electronic address: Tania.Robens@tu-dresden.de

Contents	
1. Introduction	3
2. The model	4
3. Constraints	5
3.1. Theoretical constraints	5
3.2. Experimental constraints	6
3.3. Comparison with previous analyses	10
4. Scan setup	10
5. Exclusions	12
5.1. Limits from theoretical constraints	12
5.2. Limits from colliders	12
5.3. Limits from astrophysical measurements	15
5.4. Results	18
6. Benchmark points and planes for dark scalar pair-production at a 13 TeV LHC	21
Benchmark planes	22
Benchmark points	25
7. Multi-component dark matter scenario in IDM	27
8. Conclusions	29
Acknowledgments	30
A. IDM Feynman rules and other relations	30
B. $R_{\gamma\gamma}$ as a standalone variable	31
C. Previous scans and benchmarks	32
1. Previous scans	32
2. Previous benchmarks in the literature and exclusions	34
References	35

1. INTRODUCTION

The Inert Doublet model (IDM) is one of the most straightforward extensions of the Standard Model (SM) [1–3]. It is a special type of Two Higgs Doublet Model (2HDM). In the scalar sector it contains, in addition to the $SU(2)$ doublet ϕ_S responsible for the spontaneous breaking of electroweak symmetry, a second scalar doublet ϕ_D with vanishing vacuum expectation value (vev). This second doublet is not involved in mass generation via spontaneous symmetry breaking and does not couple to fermions (in this respect the model corresponds to a Type I 2HDM.). In this model a Z_2 symmetry, which we label D -symmetry below, with the discrete transformations defined as :

$$\phi_D \rightarrow -\phi_D, \phi_S \rightarrow \phi_S, \text{SM} \rightarrow \text{SM}, \quad (1)$$

is respected by the Lagrangian and the vacuum.

The ϕ_S doublet plays the same role as the corresponding doublet in the SM, providing the SM-like Higgs particle. This doublet is even under the D symmetry, while the second doublet, ϕ_D , is D -odd. This so called inert or dark doublet contains 4 scalars, two charged and two neutral ones, with the lightest neutral scalar being a natural DM candidate. This model was studied in order to provide a heavy Higgs boson [3] as well as a lighter Higgs boson, to be produced at LHC [2]. It was considered as a model with a “perfect example” of a weakly interacting massive particle [4–7]. It leads to an interesting pattern of the Universe evolution, towards the Inert phase as given by the IDM, with one, two or three phase transitions [8]. Furthermore, the IDM can provide a strong first-order phase transition [9–13], which is one of the Sakharov conditions needed to generate a baryon asymmetry of the Universe. After the discovery of a SM-like Higgs particle in 2012, many analyses have been performed for the IDM, using Higgs collider data, as well as astrophysical measurements, see e.g. [14–17]¹. In addition, proposals were made how to search for dark scalars at the LHC in the di- or multilepton channel [15, 22, 23].

Recently, also the important issue of vacuum (meta)stability in the IDM has been discussed, and it was found that additional (possibly heavy) scalars can have a strong impact on it [24–27]². Especially facing the LHC run II, the determination of the regions of parameter space which survive all current theoretical and experimental constraints is indispensable. Therefore, we here provide a survey of the IDM parameter space, after all constraints are taken into account. The main sources of these stem from run I LHC Higgs data as well as dark matter relic density (Planck) and direct dark matter search at LUX. A first preliminary preview on some of our results was presented in a conference proceeding [30].

¹ Recent analyses for models which extend the IDM by an additional singlet have been performed in [18–21].

² Similar solutions can be found in a simple singlet extension of the SM Higgs sector, cf. e.g. [28, 29] and references therein.

2. THE MODEL

The D -symmetric potential of the IDM has the following form:

$$V = -\frac{1}{2} \left[m_{11}^2 (\phi_S^\dagger \phi_S) + m_{22}^2 (\phi_D^\dagger \phi_D) \right] + \frac{\lambda_1}{2} (\phi_S^\dagger \phi_S)^2 + \frac{\lambda_2}{2} (\phi_D^\dagger \phi_D)^2 + \lambda_3 (\phi_S^\dagger \phi_S) (\phi_D^\dagger \phi_D) + \lambda_4 (\phi_S^\dagger \phi_D) (\phi_D^\dagger \phi_S) + \frac{\lambda_5}{2} \left[(\phi_S^\dagger \phi_D)^2 + (\phi_D^\dagger \phi_S)^2 \right], \quad (2)$$

with all parameters real (see e.g. [8]). In a 2HDM with this potential different vacua can exist, e.g. a mixed one with $\langle \phi_S \rangle \neq 0$, $\langle \phi_D \rangle \neq 0$, an inertlike vacuum with $\langle \phi_S \rangle = 0$, $\langle \phi_D \rangle \neq 0$, or even a charge breaking vacuum (see [7, 8, 31, 32]). The decomposition around the vacuum state in the IDM is given by

$$\phi_S = \begin{pmatrix} \phi^+ \\ \frac{1}{\sqrt{2}}(v + h + i\xi) \end{pmatrix}, \quad \phi_D = \begin{pmatrix} H^+ \\ \frac{1}{\sqrt{2}}(H + iA) \end{pmatrix}, \quad (3)$$

where $v = 246 \text{ GeV}$ denotes the vacuum expectation value.

The first doublet, ϕ_S , contains the SM-like Higgs boson h , with the mass

$$M_h^2 = \lambda_1 v^2 = m_{11}^2, \quad (4)$$

which, according to the LHC data, is close to 125 GeV [33].

The second doublet, ϕ_D , consists of four dark (inert) scalars H , A , H^\pm , which do not couple to fermions at the tree-level. Their masses are given as follows:

$$\begin{aligned} M_{H^\pm}^2 &= \frac{1}{2} (\lambda_3 v^2 - m_{22}^2), \\ M_A^2 &= M_{H^\pm}^2 + \frac{1}{2} (\lambda_4 - \lambda_5) v^2 = \frac{1}{2} (\bar{\lambda}_{345} v^2 - m_{22}^2), \\ M_H^2 &= M_{H^\pm}^2 + \frac{1}{2} (\lambda_4 + \lambda_5) v^2 = \frac{1}{2} (\lambda_{345} v^2 - m_{22}^2). \end{aligned} \quad (5)$$

Due to an exact D symmetry the lightest neutral scalar H (or A) is stable and thereby may serve as a good dark matter candidate.³ We take H to be the DM candidate and so $M_H < M_A, M_{H^\pm}$ (this choice implies $\lambda_5 < 0$, $\lambda_{45} = \lambda_4 + \lambda_5 < 0$). Note that, as the second doublet does not couple to fermions, one cannot ascribe a CP-property to the scalars of the dark sector. Therefore, in contrast to general two Higgs doublet models, in our scenario the two neutral scalars H and A can be treated on equal footing, and in fact the corresponding couplings correspond to each other using the replacement $\lambda_5 \leftrightarrow -\lambda_5$, cf. Appendix A.

The parameters

$$\lambda_{345} = \lambda_3 + \lambda_4 + \lambda_5, \quad \bar{\lambda}_{345} = \lambda_3 + \lambda_4 - \lambda_5 \quad (6)$$

³ Charged DM has been strongly limited by astrophysical analyses [34].

are related to the triple and quartic coupling between the SM-like Higgs h and the DM candidate H or the scalar A , respectively, while λ_3 describes the h interaction with the charged scalars H^\pm . The parameter λ_2 describes the quartic self-couplings of dark particles. Note that an equivalent choice would be to take A as the lightest neutral dark scalar and therefore as the dark matter candidate, which implies $\lambda_5 > 0$. In this case, the discussion below remains valid by replacing

$$\lambda_5 \longleftrightarrow -\lambda_5, \lambda_{345} \longleftrightarrow \bar{\lambda}_{345}.$$

The parameter m_{22}^2 sets here a common mass scale for the dark particles. For a list of all relevant Feynman rules for this model, see Appendix A.

After electroweak symmetry breaking, the model has seven free parameters. Since the values of v and the SM-like Higgs mass are fixed by experimental data, there are in total 5 free parameters defining the scalar sector of the IDM. Typical choices are either physical parameters ($M_H, M_A, M_{H^\pm}, \lambda_2, \lambda_{345}$) or potential parameters ($m_{22}^2, \lambda_2, \lambda_3, \lambda_4, \lambda_5$). We here choose to work in the physical basis.

3. CONSTRAINTS

As has been widely discussed in the literature, the IDM is subject to numerous constraints, both from theoretical conditions as well as from experimental results. We here briefly remind the reader of these constraints and refer to the literature [2, 4–6, 15, 22, 35–45] for further details.

3.1. Theoretical constraints

- First, we require the potential to be bounded from below, such that there is no field configuration for which $V \rightarrow -\infty$. This directly leads to the following conditions on the couplings [46]

$$\lambda_1 > 0, \lambda_2 > 0, \lambda_3 + \sqrt{\lambda_1 \lambda_2} > 0, \lambda_{345} + \sqrt{\lambda_1 \lambda_2} > 0, \quad (7)$$

with λ_{345} as defined above. The above relations hold on tree level and neglect higher order contributions which could (de)stabilize the electroweak vacuum. For a more detailed discussion of such effects, cf. e.g. [25, 26].

- We also require the scalar $2 \rightarrow 2$ scattering matrix⁴ to be unitary. We do this by the means of perturbative unitarity [48], where we consider all scattering matrices for scalars with specific hypercharge and isospin and require the eigenvalues to be $|\mathbb{L}_i| \leq 8\pi$. This follows the generic prescription as e.g. given in [49], where we make use of the routine implemented in the Two Higgs Doublet Model Calculator (2HDMC) tool [50].

⁴ We consider electroweak gauge boson scattering in the high energy limit, where the corresponding Goldstone modes are used in accordance with the equivalence theorem [47].

- Furthermore, we require all quartic Higgs coupling to be perturbative, i.e. to take absolute values $\leq 4\pi$. We apply this limit both to the coupling parameters in the potential, λ_i , as well as the couplings stemming from vertex Feynman rules.⁵
- In the IDM, two minima can coexist. In order to guarantee the inert vacuum to be global, we therefore require [8, 42, 44]

$$\frac{m_{11}^2}{\sqrt{\lambda_1}} \geq \frac{m_{22}^2}{\sqrt{\lambda_2}}. \quad (8)$$

3.2. Experimental constraints

Apart from the theoretical constraints discussed above, several experimental constraints exist which impose further bounds on the models parameter space.

- We set the mass of the SM-like Higgs boson h to

$$M_h = 125.1 \text{ GeV},$$

in agreement with the results from the LHC experiments [33] $M_h = 125.09 \pm 0.24 \text{ GeV}$.

- We furthermore require the total width of the 125 GeV Higgs to obey an upper limit [51, 52]

$$\Gamma_{\text{tot}} \leq 22 \text{ MeV}.$$

The validity of the above constraint relies on the assumption that no new particles enter in the loop-induced ggh vertex and the corresponding continuum contributions⁶; both of these assumptions are fulfilled in the IDM. Obviously, another contamination of the proposal in [53] would be additional new physics diagrams leading to the same final states; in our case, this could come from e.g. AA production and successive decays with negligible missing transverse energy. As discussed below, contributions from these final states are usually relatively small, and we therefore consider these to be negligible. A more detailed discussion is in the line of future work.

- Furthermore, we take into account strong bounds provided by the total width of the electroweak gauge bosons (cf. e.g. [55]), in a following simple form:

$$M_{A,H} + M_{H^\pm} \geq m_W, M_A + M_H \geq m_Z, 2M_{H^\pm} \geq m_Z. \quad (9)$$

⁵ The latter is implemented as a standard constraint in [50].

⁶ See the original proposal in [53] as well as the discussion in [54].

- We also require a 2σ (i.e. 95% C.L.) agreement with electroweak precision observables, parametrized through the electroweak oblique parameters S, T, U [56–59].

The constraints from the electroweak oblique parameters S, T and U are included by evaluating

$$\chi_{\text{STU}}^2 = \mathbf{x}^T \mathbf{C}^{-1} \mathbf{x}, \quad (10)$$

with $\mathbf{x}^T = (S - \hat{S}, T - \hat{T}, U - \hat{U})$. The observed parameters are given by [60]

$$\hat{S} = 0.05, \quad \hat{T} = 0.09, \quad \hat{U} = 0.01, \quad (11)$$

while the *unhatted* quantities denote the model predictions, which we obtained from interfacing with the publicly available code 2HDMC [50]. The covariance matrix reads [60]⁷

$$(\mathbf{C})_{ij} = \begin{pmatrix} 0.0121 & 0.0129 & -0.0071 \\ 0.0129 & 0.0169 & -0.0119 \\ -0.0071 & -0.0119 & 0.0121 \end{pmatrix}. \quad (12)$$

We then require $\chi_{\text{STU}}^2 \leq 8.025$, corresponding to a maximal 2σ deviation given the three degrees of freedom.

- In order to evade bounds from long-lived charged particle searches, we conservatively set an upper limit on the charged scalar lifetime of $\tau \leq 10^{-7} s$, to guarantee decay within the detector. This translates to an upper bound on the total decay width of the charged scalar H^\pm of $\Gamma_{\text{tot}} \geq 6.58 \times 10^{-18} \text{ GeV}$.
- A bound on the lower mass of M_{H^\pm} has been derived in [63]. Although this bound does lack a dedicated analysis within the current models' framework, we take $M_{H^\pm} \geq 70 \text{ GeV}$ as a conservative lower limit.
- We also require agreement with the null-searches from the LEP, Tevatron, and LHC experiments. We do this via the publicly available tool `HiggsBounds-4.2.1` [64–66], which includes results from all relevant experimental searches until summer 2014.
- We require agreement within 2σ for the 125 GeV Higgs signal strength measurements. For this, we make use of the publicly available tool `HiggsSignals-1.4.0` [67], and require $\Delta\chi^2 \leq 11.3139$, corresponding to a 95% confidence level⁸.
- Finally, some collider searches for dark matter, e.g. in supersymmetric models, could be reinterpreted within our model⁹. While doing this is beyond the scope of the current work,

⁷ We here use the best linear unbiased estimator, cf. [61]. See also [62].

⁸ We used the signal strength parametrization of the `latestresults-1.3.0-LHCinclusive` data sample within `HiggsSignals`.

⁹ Several tools exist which allow for recasting experimental results in such frameworks, cf. e.g. [68, 69].

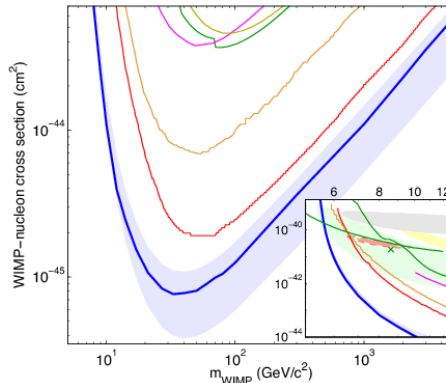


FIG. 1: Upper limit on dark matter-nucleon scattering cross-sections from the LUX experiment as a function of the dark matter mass. Taken from [74].

we use one important reinterpretation of a LEP analysis [70] within the IDM framework [43]. This particularly rules out all regions where

$$M_A \leq 100 \text{ GeV}, M_H \leq 80 \text{ GeV}, \Delta M(A, H) \geq 8 \text{ GeV}, \quad (13)$$

simultaneously.

- After taking into account all the above limits we are outside of the region excluded due to the recent reinterpretation of the supersymmetry analysis from LHC run I [71].
- We apply dark matter relic density limits obtained by the Planck experiment [72]:

$$\Omega_c h^2 = 0.1197 \pm 0.0022. \quad (14)$$

In this work, we do not require the dark matter candidate of the IDM to provide the full relic density, but use it as an upper limit¹⁰ (cf. e.g. also the discussion in [20]). Being conservative, we require

$$\Omega_c h^2 \leq 0.1241, \quad (15)$$

which corresponds to not overclosing the universe at $\sim 95\%$ confidence level. Additionally, we identify regions which are within a 2σ band from the central value and thus reproduce the observed DM density at 95% confidence level.

- To respect the most stringent direct detection limits from dark matter-nucleon scattering provided by the LUX experiment, (see Fig. 1 [74]), we use an approximation in form of an

¹⁰ In such a scenario, additional dark matter candidates would be needed in order to account for the missing relic density; cf. e.g. [73] for a dedicated discussion of such scenarios within a supersymmetric setup.

Constraint	Criterion	Used Tools
Higgs width of M_h	$\Gamma_h \leq 22 \text{ MeV}$	2HDMC
no electroweak gauge boson decay into new states	Eqn.(9)	2HDMC
S, T, U	$\Delta\chi^2 \leq 8.025$, assuming 3 d.o.f	2HDMC
decaying H^\pm	$\Gamma_{H^\pm} \geq 6.58 \times 10^{-18} \text{ GeV}$	2HDMC/ Madgraph
lower bound on M_{H^\pm}	$M_{H^\pm} \geq 70 \text{ GeV}$	–
agreement with collider searches	see [64–66]	HiggsBounds
agreement with signal strength measurement	$\Delta\chi^2 \leq 11.3139$, assuming 5 d.o.f.	HiggsSignals
recast LEP searches	Eqn. (13)	–
recast LHC searches	not applicable after other constraints	–
agreement with dark matter relic density (upper limit)	$\Omega h^2 \leq 0.1241$ (2σ deviation)	MicrOmegas
agreement with LUX upper bound on direct detection	Eqn.(16)	MicrOmegas

TABLE I: Experimental constraints, exclusion criterium applied, and tools used for the calculation of the respective criterium for the experimental constraints discussed in Section 3.2. No correlation was assumed between the different rows listed above.

analytic formula

$$\frac{\sigma_{\max}(M_H)}{[\text{cm}^2]} = 1.86934 \times 10^{-46} + 1.1236 \times 10^{-47} M_H/\text{GeV} + (-1.32312 \times 10^{-52}) (M_H/\text{GeV})^2 + \frac{1.85167 \times 10^{-28}}{(-9.35439 \times 10^{15}) (M_H/\text{GeV}) + 1.12151 \times 10^{15} (M_H/\text{GeV})^2}, \quad (16)$$

which, for $M_H \geq 10 \text{ GeV}$, reproduces the actual exclusion limits on the $1 - 8\%$ level.

The above exclusion constraints, together with the respective constraint applied for each criterium, are again summarized in Table I. The statistical treatment of search constraints from limits provided by HiggsBounds and HiggsSignals have been described at great length in [64–67], which we refer the reader to for more details. All above constraints are applied assuming no correlation between the different limits.

Note that, for a multi-component dark matter scenario, the above upper limit depends on the actual DM relic density for the specific point in parameter space; therefore, we have to introduce a rescaling factor, leading to the (relic density dependent) limit

$$\sigma(M_H) \leq \sigma^{\text{LUX}}(M_H) \times \frac{\Omega^{\text{Planck}}}{\Omega(M_H)}, \quad (17)$$

where we use M_H as a short-hand notation to describe the dependence on a specific parameter point¹¹. The above rescaling, however, only applies in a multi-component dark matter scenario. We will therefore use the hard LUX limit in the remainder of the discussion, and comment on the effect of assuming a multi-component DM scenario in Section 7.

¹¹ See also [73, 75–78].

3.3. Comparison with previous analyses

Before the discussion of the scan setup and respective results, it is worthwhile to compare the list of constraints as given above with previous scan results from the literature. We restrict ourselves to work after the discovery of the Higgs boson, which set the SM-like Higgs mass $M_h \sim 125$ GeV accordingly [14, 16, 17, 25, 42] (see appendix C for a more detailed comparison).

We summarize the major differences as follows

- In this work, we apply the most updated bounds from collider and astroparticle physics. We consistently use limits from the Higgs signal strength by the means of a combined fit, as implemented in `HiggsSignals`, and combine these with the most updated constraints from astrophysical data.
- We specifically identify regions where single constraints function as *decisive*, and point to direct correlations between theoretical or experimental constraints and limits in two dimensional parameter planes, whenever possible. This will help to directly determine the effects of improved measurements on the models parameter space, and contrast these to regions that are excluded per se due to theoretical constraints, and therefore will not be affected by possible future improvements in experimental precision.
- We use dark matter relic density as an *upper limit*, which opens up regions with intermediate dark scalar masses $\lesssim 600$ GeV, which promise interesting from a collider perspective.
- Finally, none of the studies provide detailed benchmark points for the current LHC run, which are highly requested by the experimental community in order to tune and optimize search strategies¹². Most previous studies of LHC phenomenology of this model, although presenting a generic idea, mainly discuss parameter points which are no longer in compliance with current experimental bounds (cf. discussion in Appendix C). In addition to providing an explicit scan, the specification of benchmark points and planes for the present LHC respecting all present bounds run is a major outcome of the present study.

4. SCAN SETUP

As an input for our scan we chose the physical parameters: the dark scalars' masses and couplings λ_2 and λ_{345} , corresponding to self-interaction in the dark sector and interaction between the dark matter and SM-like Higgs boson, respectively:

$$M_H, M_A, M_{H^\pm}, \lambda_2, \lambda_{345}. \tag{18}$$

¹² We thank the conveners of the Higgs Cross Section working group for encouraging us to select and present benchmark points for our model.

The mass of the SM-like Higgs particle was always fixed to the value $M_h = 125.1 \text{ GeV}$. We let all other mass parameters float in the regime $[0; 1 \text{ TeV}]$, where we however enforce M_H to be the smallest of all dark scalars masses. We also impose a direct hard lower limit of $M_{H^\pm} \geq 70 \text{ GeV}$, as well as a minimal mass difference $M_{H^\pm} - M_H \geq 100 \text{ MeV}$ (cf. discussion in Section 5.2). Furthermore, for $M_H \leq 80 \text{ GeV}$, the combination of limits from electroweak gauge boson decays widths and direct LEP searches leads to a strongly constrained region in the (M_H, M_A) plane, which we also used as an input in our scans (cf. discussion in Section 5.2). If not stated otherwise, $\lambda_2 \in [0; 4.5]$ and $\lambda_{345} \in [-1.5; 2]$. The range for λ_{345} chosen here is motivated by a set of pre-scans, where we did not find any allowed parameter points outside this range. If not stated otherwise, points were generated using flat distributions in parameter space.

Our exclusion scan was performed in three steps. All points, whether allowed or excluded, are kept; all exclusion criteria for a specific parameter point are memorized.

- In the first step, we test all theoretical constraints as discussed in Section 3.1, as well as the total width of the 125 GeV Higgs h , the charged scalar, and EW gauge bosons. We furthermore include constraints from electroweak precision observables. All quantities are calculated using 2HDMC. Points which have passed all these constraints will be labeled "OK step 1".
- Only points which have passed the above constraints are then checked against limits from the Higgs collider searches and signal strength via `HiggsBounds` / `HiggsSignals`. Points which are also accepted by these cuts are in set "OK step 2".
- Points which passed all above bounds (unless specifically stated differently), are then furthermore tested against dark matter, i.e. Planck and LUX, data. This is done by processing through `MicrOmegas` (version 4.2.3)[79] and confronting with Eqns. (15) and (16) respectively. Points which pass these constraints are labeled "OK step 3".

Points allowed by the above constraints ("OK step 3") were then used to calculate their cross-sections for dark scalar pair production at the LHC. We refer to Section 6 for further details.

In the following, whenever we quote hard limits on quantities, we want to emphasize that in each case we have performed extensive *additional* scans where the respective relation was explicitly violated. For constraints resulting from step 2 or 3, we have for each of these generated at least 10^4 such points after step 1. All statements concerning hard limits should be read in this spirit. The above numbers refer to general scan results reported in Section 5.4.

Finally, we want to comment on the general strategy of our scan. In our results, we have used *95% C.L. exclusion bounds* whenever applicable, i.e. especially for bounds from direct collider searches as well as direct hard limits¹³. We neglect correlations between these different bounds, and especially do not try to determine a best fit point within the parameter space¹⁴. Therefore,

¹³ For similar approaches, cf. [28, 29] for analyses with a singlet-extended Higgs sector, or [80] for a study within a supersymmetric model.

¹⁴ Studies in this direction have e.g. been performed in [16].

the density of points presented in our results section should be read having in mind we applied a flat scan procedure with the parameter bounds discussed above, and care must be taken to not interpret them in any probabilistic way. The main goal of our work is the identification of regions in the five-dimensional parameter space which are still viable after all current constraints are taken into account, but we do not aim at a probabilistic interpretation within these regions.

5. EXCLUSIONS

As stated in Section 2, the IDM has 5 free parameters and not all of the bounds can be translated into clear limits within the 2-dimensional exclusion plots. However, some of the constraints lead to direct limits on the parameter space, and in the following we briefly list those and the relevant physical reason for it. In the following, plots containing information about exclusion during step 1 correspond to 10^3 or more parameter points; all others contain 10^3 points belonging to the "OK Step 1" set. Furthermore, color coding usually refers to the constraints *excluding* certain points in parameter space; points which *survive* all constraints shown in a certain plot are presented in red. For more details, see the respective figure captions.

5.1. Limits from theoretical constraints

From the bounds tested in the first step of the scan, the requirements of perturbativity as well as positivity set relatively strong limits in the $(\lambda_2, \lambda_{345})$ plane, as is visible from Fig. 2. Here, the most obvious constraint stems from the perturbativity limit on the quartic coupling of the dark matter candidate H : $\lambda_{HHHH} = 3\lambda_2$, and therefore $\lambda_2 \leq \frac{4}{3}\pi \approx 4.19$. Furthermore, positivity clearly forbids $\lambda_{345} \leq -1$ in the whole region considered here. There is an additional lower bound on λ_2 , stemming from positivity of the potential, which is dependent on the value of λ_{345} .

None of the other theoretical constraints tested in step 1 of our scan, although putting strong limits, lead to clear distinctions in two-dimensional parameter planes. However, the step 2 and step 3 constraints, which will be discussed below, put such clear bounds in the $(\lambda_{345}, M_{H^\pm})$ and (M_H, λ_{345}) planes, respectively.

5.2. Limits from colliders

At the second step of the scan, we consider bounds from direct scalar searches as well as the 125 GeV Higgs coupling strengths, where we employ `HiggsBounds` and `HiggsSignals`, respectively. These lead to direct bounds on λ_{345} and λ_3 together with M_{H^\pm} or M_H .

- The limits implied by `HiggsBounds` and `HiggsSignals`, being sensitive to the h decaying to two photons, are most obvious when considering the $(\lambda_{345}, \frac{M_{H^\pm}}{M_h})$ plane. In order to investigate this dependence in more detail, we allow λ_{345} to take values $\in [-2; 4\pi]$, exceeding the allowed range for negative values of λ_{345} discussed above and keeping in mind that this

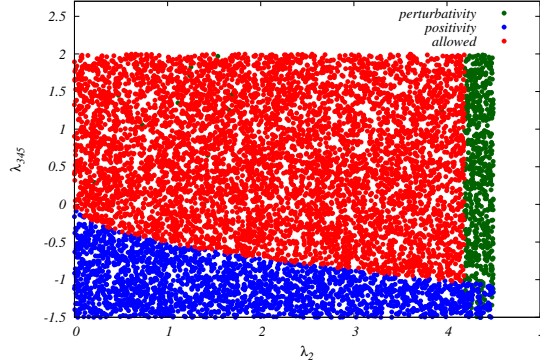


FIG. 2: Limits from positivity and perturbativity constraints in the $(\lambda_2, \lambda_{345})$ plane. We here set $\lambda_{345} \leq 2$. The allowed points belong to the set "OK step 1".

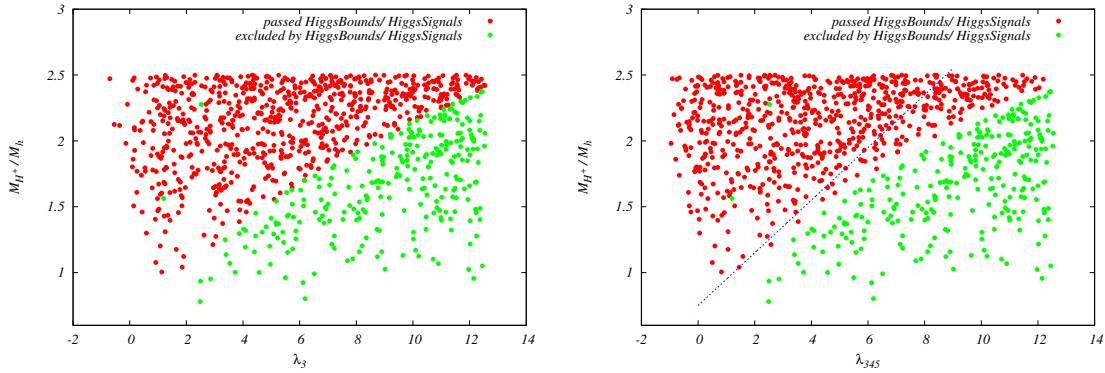


FIG. 3: Step 1 Points which are ruled out by LHC direct searches and Higgs Signal strength, in the $(\lambda_3, \frac{M_{H^\pm}}{M_h})$ (left) and $(\lambda_{345}, \frac{M_{H^\pm}}{M_h})$ (right) plane. The line shown here corresponds to Eqn. (19). Green points for small λ_3 or λ_{345} values and large mass mass ratios are forbidden by the branching ratio $h \rightarrow HH$, with $M_H < M_h/2$. Forbidden points in the green (lower) triangular shape are excluded from the $h \rightarrow \gamma\gamma$ branching ratio.

parameter space will be subjected to much stronger constraints once dark matter direct searches are taken into account.

The observed limits can be explained by the fact that the virtual contribution to the $h \rightarrow \gamma\gamma$ decay stemming from the charged Higgs loop contains terms proportional to $\frac{\lambda_3}{M_{H^\pm}^2} f(M_{H^\pm}^2)$ [14, 81]. A direct limit in Figure 3, given by

$$\frac{M_{H^\pm}}{M_h} \geq 0.2 \lambda_{345} + 0.75, \quad (19)$$

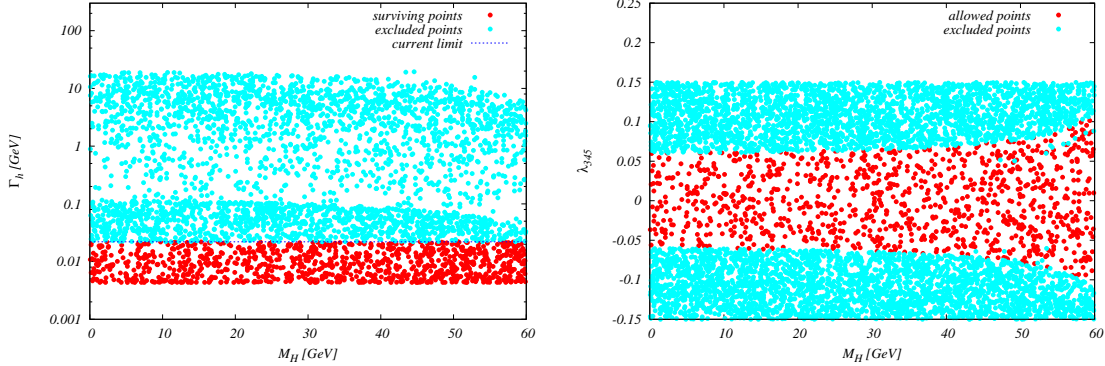


FIG. 4: *Left:* Total width of the 125 GeV Higgs h as a function of the dark matter mass M_H , together with the current limit $\Gamma_h \leq 22 \text{ MeV}$. *Right:* λ_{345} as a function of the dark matter mass M_H , with points which do (red) or do not (cyan) survive the condition on Γ_h ; points which survive have $|\lambda_{345}| \leq 0.1$. Points with $|\lambda_{345}| \leq 0.15$ lead to maximal widths $\mathcal{O}(0.1 \text{ GeV})$.

determines a region of parameters always allowed by the $h \rightarrow \gamma\gamma$ branching ratio¹⁵. The forbidden points in this figure, which apparently violate the above bound, correspond to parameter points where $M_H \leq M_h/2$ and are ruled out by limits on the invisible decays of the 125 GeV Higgs.

- Also the total width of the 125 GeV Higgs boson h clearly sets strong limits as soon as $M_H \leq M_h/2$, what is visible from Figure 4. A relatively narrow stripe with $|\lambda_{345}| \lesssim 0.05 - 0.1$ survives where the additional, ie. invisible, decay mode is suppressed. Note however that these limits for λ_{345} are completely superseded by bounds from direct DM searches, discussed below.
- Another important constraint stems from the total decay width of the electroweak gauge bosons, which are implemented according to Eqn. (9). Here we need to distinguish three cases where a combination from LEP searches [43] and the decay widths of W and Z lead to quite narrow regions in parameter space:

- $M_H \in [0; 41 \text{ GeV}]$: $M_A \geq 100 \text{ GeV}$,
- $M_H \in [41; 45 \text{ GeV}]$: $M_A \in [m_Z - M_H; M_H + 8 \text{ GeV}]$ or $M_A \geq 100 \text{ GeV}$,
- $M_H \in [45; 80 \text{ GeV}]$: $M_A \in [M_H; M_H + 8 \text{ GeV}]$ or $M_A \geq 100 \text{ GeV}$.

- We take as a benchmark lifetime $\tau \leq 10^{-7} \text{ s}$ to ensure H^\pm decay inside the detector. In the IDM, this leads to constraints of the parameters entering the possible decay modes

$$H^\pm \rightarrow W^\pm (A/H).$$

¹⁵ See also Appendix B for limit setting by $h \rightarrow \gamma\gamma$ only.

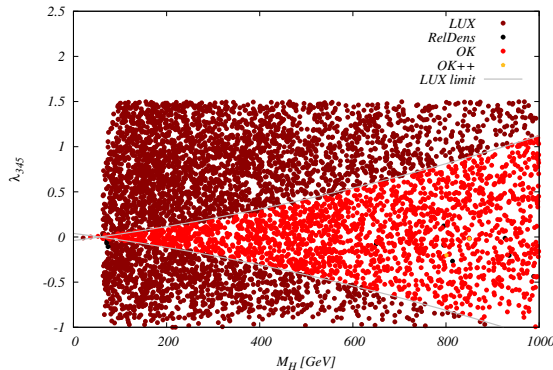


FIG. 5: Results of step 3 scan on set "OK step 2" points: allowed (red) and forbidden (dark red) regions in the (M_H, λ_{345}) (mass in GeV) plane from the direct DM detection from LUX (dark red) and relic density from Planck measurements (black). Additionally points which reproduce the whole observed relic density were marked in gold (OK++).

As the respective couplings are determined by the electroweak SM sector (cf. appendix A), this basically puts constraints on the mass hierarchy. We found that this requirement rules out regions for which

$$M_A \geq M_{H^\pm} \text{ and } M_{H^\pm} - M_H \leq 100 \text{ MeV}, \quad (20)$$

simultaneously hold. We have therefore enforced

$$M_{H^\pm} - M_H \geq 100 \text{ MeV}$$

throughout our scan.

5.3. Limits from astrophysical measurements

In fact the strongest limits on the IDM parameter space stem from requiring agreement with the dark matter measurements, included at step 3 in the scan. In general the direct dark-matter-nucleon scattering¹⁶ leaves a quite narrow allowed strip in the (λ_{345}, M_H) plane especially in the low dark matter mass region, cf. Figure 5. For this, rough estimates of upper LUX limits translated to the values of λ_{345} , valid for high mass region $M_H \gtrsim M_h$ ¹⁷

$$\lambda_{345}^{\text{low}} \sim 0.03985 - 6.786 \times 10^{-4} M_H - 4.828 \times 10^{-7} M_H^2, \quad (21)$$

¹⁶ See [82] for a detailed discussion of the calculation of the scattering cross-section within MicrOmegas.

¹⁷ For lower M_H , the limit given by the fit is slightly too strong, however in this range strong constraints on low λ_{345} from too high relic density start to play an important role and this slight overconstraint has no impact on the results.

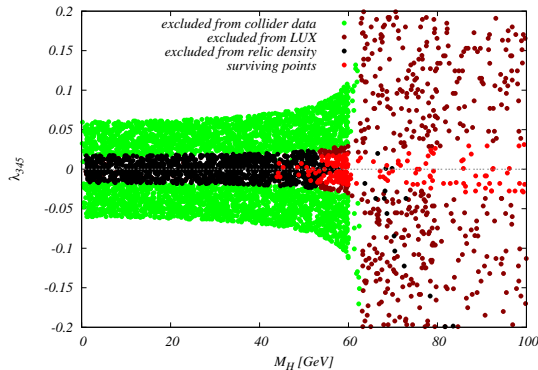


FIG. 6: Step 1 points below 100 GeV after the application of collider, i.e. `HiggsBounds` / `HiggsSignals`, and dark matter limits. Points below 60 GeV were sampled more frequently.

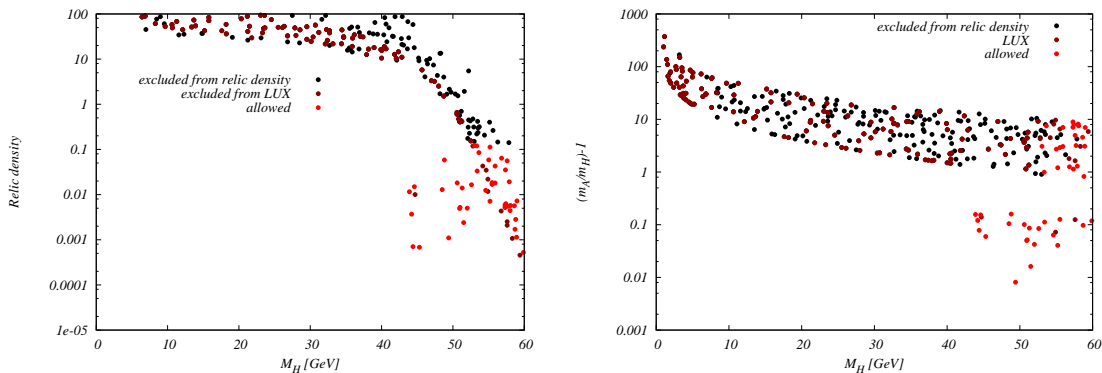


FIG. 7: DM density as a function of M_H (left) as well as relative difference of M_A and M_H as a function of M_H (right). The exceptional points all exhibit a strong degeneracy between M_A and M_H , leading to dominance of co-annihilation and thereby a smaller dark matter relic density.

$$\lambda_{345}^{\text{up}} = -\lambda_{345}^{\text{low}} \text{ as } \sigma_{\text{DirDet}} \sim |\lambda_{345}|^2. \quad (22)$$

Constraints from dark matter relic density (cf. Eqn. (15)), only start playing a role in either very high or very low DM mass regions. As before, the region where $M_H \leq M_h/2$, which allows for the invisible decay of the 125 GeV Higgs, is of special interest. Here LUX data put strong limits on the (M_H, λ_{345}) plane, (cf. Figure 1). At step 3 of our scan we found quite strong constraints on the allowed parameter space for $M_H \leq 54$ GeV, cf. Fig. 6, basically ruling out all points for which $M_H \lesssim 45$ GeV. This can be traced back to the fact that the dark matter density rises strongly with smaller masses, rising above 100 at DM masses around 10 GeV, cf. Fig. 7 (left). However, a couple of exceptional points prevail. For these, the masses M_A and M_H are degenerate, with differences $\mathcal{O}(10\%)$, cf. Fig. 7 (right). In this case, the dominant channels are co-annihilation into $q\bar{q}$ final states, leading to a much smaller total dark matter density. The tension between the collider limits on the $\text{BR}(h \rightarrow HH)$, allowing only for very low values of λ_{345} , cf. Fig. 6 and relic density measurements is visible in this region. On the other hand, for larger dark matter masses

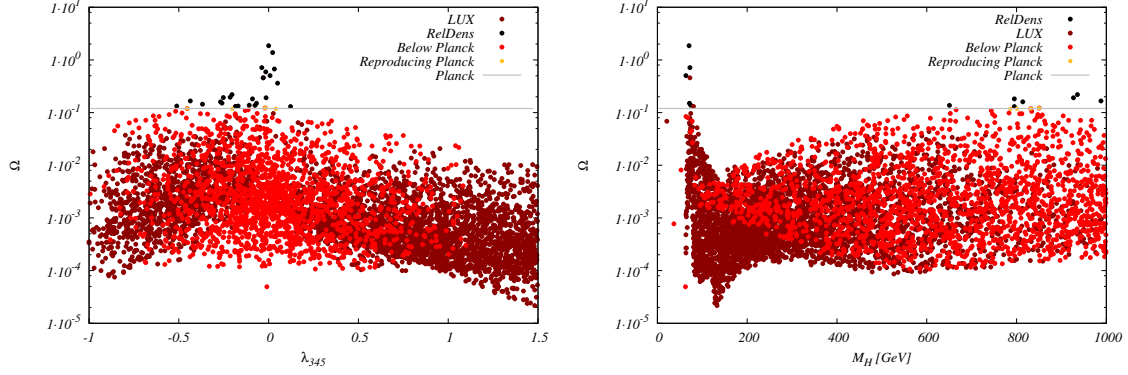


FIG. 8: Values for relic density after all other constraints have been taken into account (i.e. after step 2), as a function of λ_{345} (left) as well as M_H (right). The additional line signifies agreement with lower limit on the relic density at 95 % C.L., specified in Eqn. (14). In the dark scalar sector, a mass degeneracy was enforced (see main body of text for details).

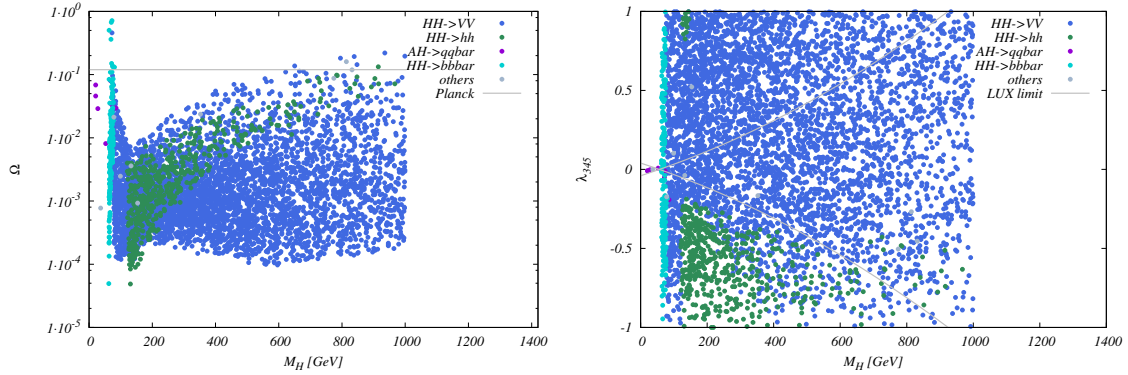


FIG. 9: *Left*: The relic density as a function of dark particle mass with the dominant production channel (see text for explanation). *Right*: Leading channel contribution in (M_H, λ_{345}) plane. All points are from set "OK step 2". Scan points as in Fig. 8.

$50 \text{ GeV} \leq M_H \leq 600 \text{ GeV}$, relic density data poses no constraint if we do not additionally require agreement with the lower bound on the relic density. For higher masses, however, this measurement again becomes quite constraining, as shown in Figure 8. In summary, we can therefore say the dark matter data poses a lower bound on the mass of the dark matter candidate of $M_H \gtrsim 45 \text{ GeV}$, which obviously induces the same lower limit for M_A and M_{H^\pm} . This is one of the main results of our paper.

To further exemplify the constraints stemming from dark matter relic density, in Fig. 8 we plot the dependence of it as a function of λ_{345} (left) as well as the dark scalar mass M_H (right), for points which have passed the constraints in the second step of our scan. For Figs. 8, 9, and 10, we have enforced a maximal hierarchy $\frac{M_{H^\pm}}{M_H} \lesssim 2$, $\frac{M_A}{M_H} \lesssim 2$, to enforce a larger number of

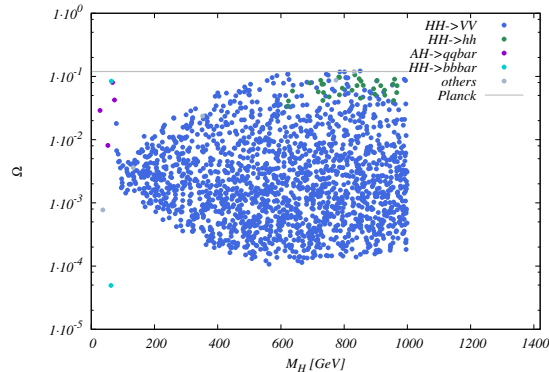


FIG. 10: As Fig. 9 (left), but now additionally applying limits on λ_{345} from the LUX direct search. In the parameter space allowed after all constraints, pair-annihilation into vector bosons dominates.

allowed points in the low mass region. To better understand the major contributions to the dark matter density, in Fig. 9, we plot the channel identified as dominant¹⁸ contribution for the dark matter density, as a function of the dark matter mass, for points which have survived after step 2 of our scan. The respective cross-sections mainly depend on electroweak gauge couplings as well as λ_{345} . One can observe (cf. e.g. [31]) that pair-annihilation to electroweak gauge bosons as well as SM-like Higgses dominate in large regions of parameter space, while in the low mass range (co) annihilation into $d\bar{d}$ and $b\bar{b}$ final states dominate. Once the limit from LUX is applied on λ_{345} , the dominant channel is annihilation into vector boson final states, with a few parameter points corresponding to annihilation into hh final states, resulting from parameter points with $\lambda_{345} \lesssim -0.5$ and $M_H \gtrsim 600$ GeV, cf. Fig. 9.

Generally, dark matter relic density is well below the value measured by the Planck collaboration (cf. Eqn. 14). In fact, we found that the measured 95% CL value of the relic density can only be reproduced in either the low mass ($M_H \leq 60$ GeV) or high mass ($M_H \gtrsim 600$ GeV) region¹⁹. However, to exactly match the Planck measurement within a 95% confidence level allowance requires an extreme fine tuning, and generally points with masses $\gtrsim 500$ GeV are relatively challenging for collider searches. We will comment on a low scale scenario which can in principle reproduce Ω_c in Section 6.

5.4. Results

In this section, we summarize the results we have obtained from the scan as described in the previous sections, and provide scatter plots for allowed and excluded regions in several planes

¹⁸ "Dominant" here signifies the largest contributions; next leading channels, even if contributing in a similar range, are not shown.

¹⁹ Similar results have been obtained in [83].

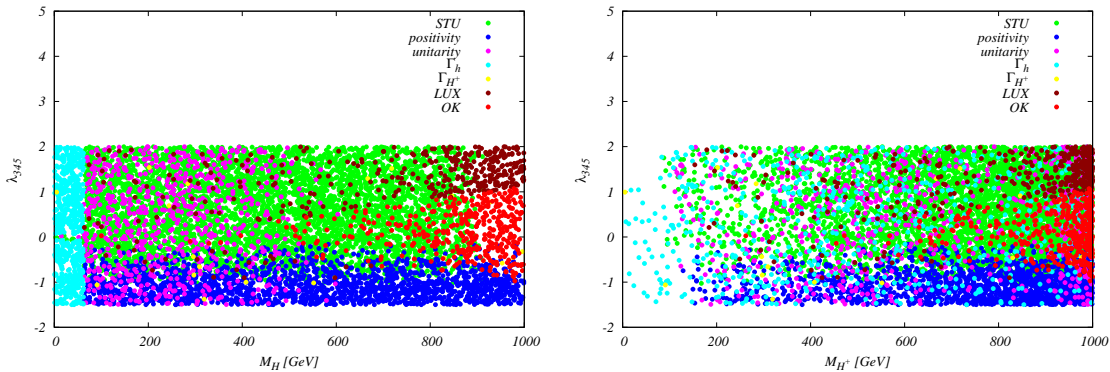


FIG. 11: M_H vs λ_{345} (left) and M_{H^\pm} vs. λ_{345} (right). All exclusion limits are shown, with the scan steps as described in the main body of the text.

depending on two or three of the independent input parameters M_H , M_A , M_{H^\pm} , λ_{345} . The order of plotting always corresponds to the legends read from top to bottom in the respective scatter plot. Furthermore, as we here use results for a generic flat scan with masses up to 1 TeV for M_H , some specific features of the low mass region are not prominent. For example, a general flat scan usually features dark masses $M_H \gtrsim 200$ GeV. We omit λ_2 , as this obeys quite strong limits from positivity and perturbativity (cf. Fig. 2) but otherwise does not have an impact on quantities related to current collider and astrophysical measurements.

As we have seen in the previous sections, in the general scan²⁰ the most obvious constraints stem from LUX limits on the coupling λ_{345} . In Figs. 11 and 12, left, we show the respective constraints and allowed points in the dark scalar mass versus λ_{345} planes. We have seen that the parameter space opens up for larger masses M_H . This naturally leads to a higher density of allowed points in the higher mass region²¹. The triangular shape of allowed regions appears in Fig. 11, which gets slightly distorted in the other dark scalar mass plots, cf. Figs. 11 (right) and 12 (left).

A second major new result of our study is that we found that all dark scalar masses are quite degenerate for $M_H \gtrsim 200$ GeV. This becomes apparent in Figs. 12 and 13, where we plot our results in the dark scalars' mass planes²². In contrast to the constraints on λ_{345} , we here could not pin down a single constraint which leads to this hierarchy, but rather found this to be the result of the interplay of several constraints. Fig. 14 shows the ratio of these masses, which we found to be $\lesssim 2$ for dark masses $\gtrsim 200$ GeV²³. We also found that $M_{H^\pm} \geq M_A$ for *all* points in our scan

²⁰ The region where $M_H \leq M_h/2$ is special and is treated separately.

²¹ Using a non-flat distribution in the scan parameters could in principle reduce this, but is beyond the scope of the present work.

²² For M_A and M_{H^\pm} , a similar result has already been presented in [84].

²³ In the low-mass region, with $M_H \lesssim 100$ GeV, ratios of $M_A/M_H \sim 10$ and $M_{H^\pm}/M_H \sim 10$ are perfectly viable, while $M_{H^\pm}/M_A \lesssim 2.4$.

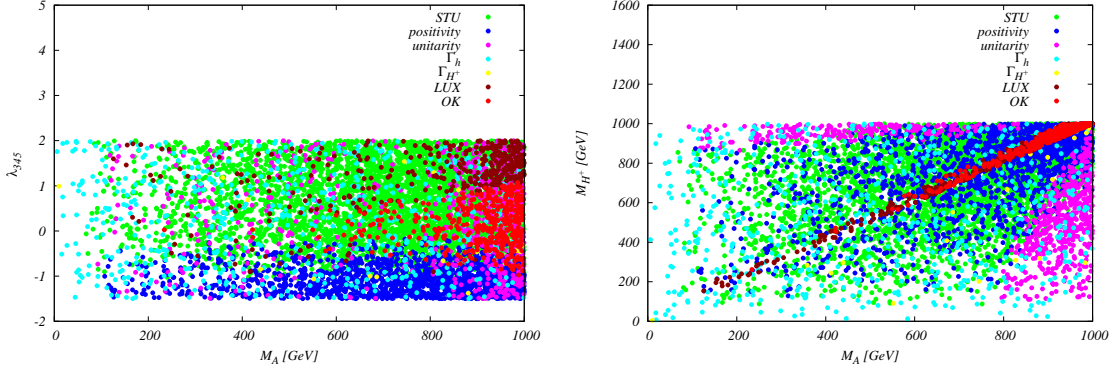


FIG. 12: M_A vs λ_{345} (left) and M_A vs M_{H^\pm} (right). All exclusion limits are shown, with the scan steps as described in the main body of the text.

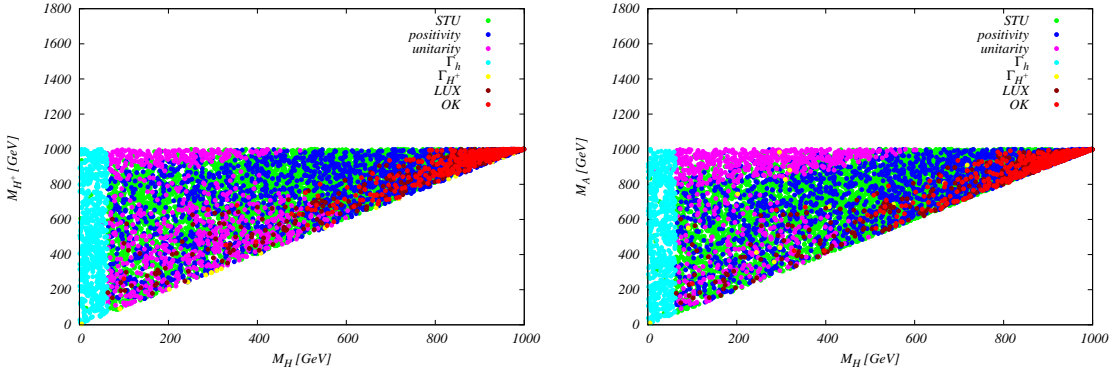


FIG. 13: M_H vs M_{H^\pm} (left) and M_H vs M_A (right) All exclusion limits are shown, with the scan steps as described in the main body of the text.

after step 3, cf. e.g. Fig. 14.

Generically, the available parameter space closes rapidly for lower masses of M_H , mainly due to the strong constraints from the LUX experiment, cf. Fig. 5. Therefore, a general scan does not find many allowed points in lower mass ranges, which can of course be cured by enforcing 10^3 valid points after step 1 or introducing more specific scan boundaries. However, even in this case a very low fraction survives, cf. Fig. 6. On the other hand, for relatively low masses the relic density value, as given in Eqn. (14), can be achieved. For the low-mass dark matter region, where $M_H \lesssim M_h/2$, the interplay of the 125 GeV Higgs width and constraints from relic density (cf. Fig. 7) lead to an extreme finetuning. The lowest allowed mass for the DM candidate was found to be $M_H \sim 45$ GeV. A more dedicated discussion of this region is in the line of future work.

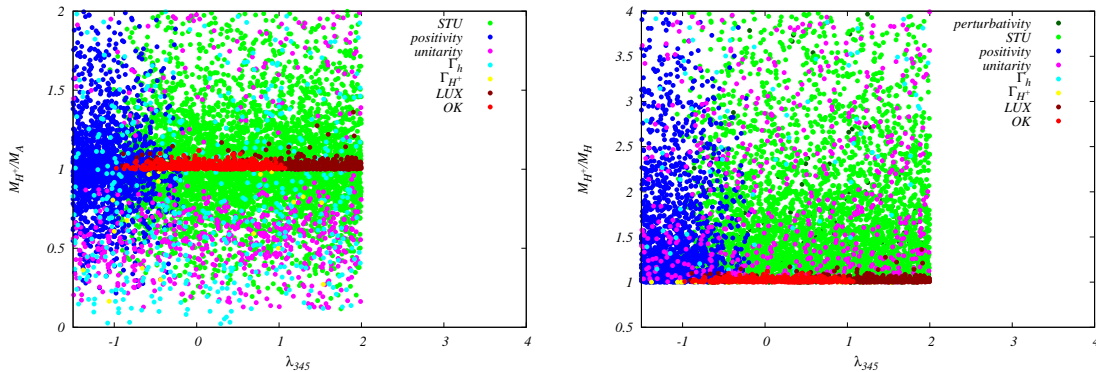


FIG. 14: $\frac{M_{H^\pm}}{M_A}$ (left) and $\frac{M_{H^\pm}}{M_H}$ (right) vs λ_{345} . All exclusion limits are shown, with the scan steps as described in the main body of the text.

6. BENCHMARK POINTS AND PLANES FOR DARK SCALAR PAIR-PRODUCTION AT A 13 TEV LHC

After having provided constraints on the models parameter space, an obvious question is whether this model can be tested at the current run of the LHC. Therefore, we here briefly comment on the collider phenomenology, concentrating on a 13 TeV proton-proton collider. In the following, we provide *total production cross-sections* for pair production of the dark scalars, which can already give a hint of regions which could eventually be accessible at a 13 TeV collider; however, the results presented here do not contain a dedicated phenomenological study, including e.g. simulation of SM background or kinematic distributions and cuts on the decay products of the dark scalars. Although this is obviously an important topic to investigate, we consider this an independent extension of our current study, which is in the line of future work, with the current results as input.

The $D(Z_2)$ symmetry forces dark particles to be pair produced; therefore, production cross-sections for

$$pp \rightarrow (AA); (H^\pm H^\mp); (HA); (H^\pm H); (H^\pm A) \quad (23)$$

are of interest here. We always obtain a pair of dark matter scalars H in the final states, so the collider signature is in the form of

$$pp \rightarrow X + \cancel{E}_T, \quad (24)$$

where X denotes either a single or several SM particle(s) and \cancel{E}_T stands for missing transverse energy (MET). In principle, the process

$$pp \rightarrow HH \quad (25)$$

could also be investigated; however, at leading order this would lead to a collider signature of missing transverse energy which requires special treatment, and we therefore disregard this process here.

Benchmark planes

Taking all the results presented above into account, we have calculated the leading order pair-production cross-sections for dark sector scalars using MadGraph5 [85] with the IDM UFO model file [25], where we have additionally implemented the ggh effective vertex, which describes the one-loop induced ggh coupling in the $m_{\text{top}} \rightarrow \infty$ limit in a standard way²⁴. We generally find the following ranges for the cross-sections of the pair-produced particles

$$\begin{aligned}
pp &\rightarrow HA : \leq 0.03 \text{ pb}, \\
pp &\rightarrow H^\pm H : \leq 0.03 \text{ pb}, \\
pp &\rightarrow H^\pm A : \leq 0.015 \text{ pb}, \\
pp &\rightarrow H^+ H^- : \leq 0.01 \text{ pb}, \\
pp &\rightarrow AA : \leq 0.0015 \text{ pb}.
\end{aligned}
\tag{26}$$

These processes are all s-channel mediated according to

$$\begin{aligned}
q\bar{q} &\rightarrow Z \rightarrow HA, \\
q\bar{q} &\rightarrow \gamma, Z \rightarrow H^+ H^-, \\
q\bar{q}' &\rightarrow W^\pm \rightarrow (H^\pm H), (H^\pm A)
\end{aligned}
\tag{27}$$

where \bar{q}' denotes a different quark flavour. The production of $H^+ H^-$ and AA are (additionally) mediated by

$$(gg), (q\bar{q}) \rightarrow h \rightarrow (H^+ H^-), (AA). \tag{28}$$

All processes in (27) are purely SM gauge coupling induced; the BSM dependence of the production cross-sections therefore purely stems from the masses of the produced particles via phase space. The processes in (28) depend on the couplings λ_3 and $\bar{\lambda}_{345}$, respectively²⁵; in the parameter range allowed after the scan, we found that this contribution is relatively small compared to the "SM-gauge bosons induced" production processes in (27). For the channel AA , on the other hand, the dominant contribution is from gluon-induced Higgs production. However, we found that the production cross-sections for direct pair-production for AA final states is relatively small, cf. (26), and therefore neglect this process in the following discussion. In Figures 15 and 16 we show results for pair-production total cross-sections at a 13 TeV LHC for the dominant modes in the respective mass planes. They constitute the *benchmark planes* which should be investigated in the current LHC run. We can see that the main factor driving the cross-sections values are masses of dark particles and their hierarchy.

²⁴ This is basically an adoption from the implementation in [86]; TR wants to thank E. Maina for useful comments.

²⁵ See Appendix A for the relevant Feynman rules.

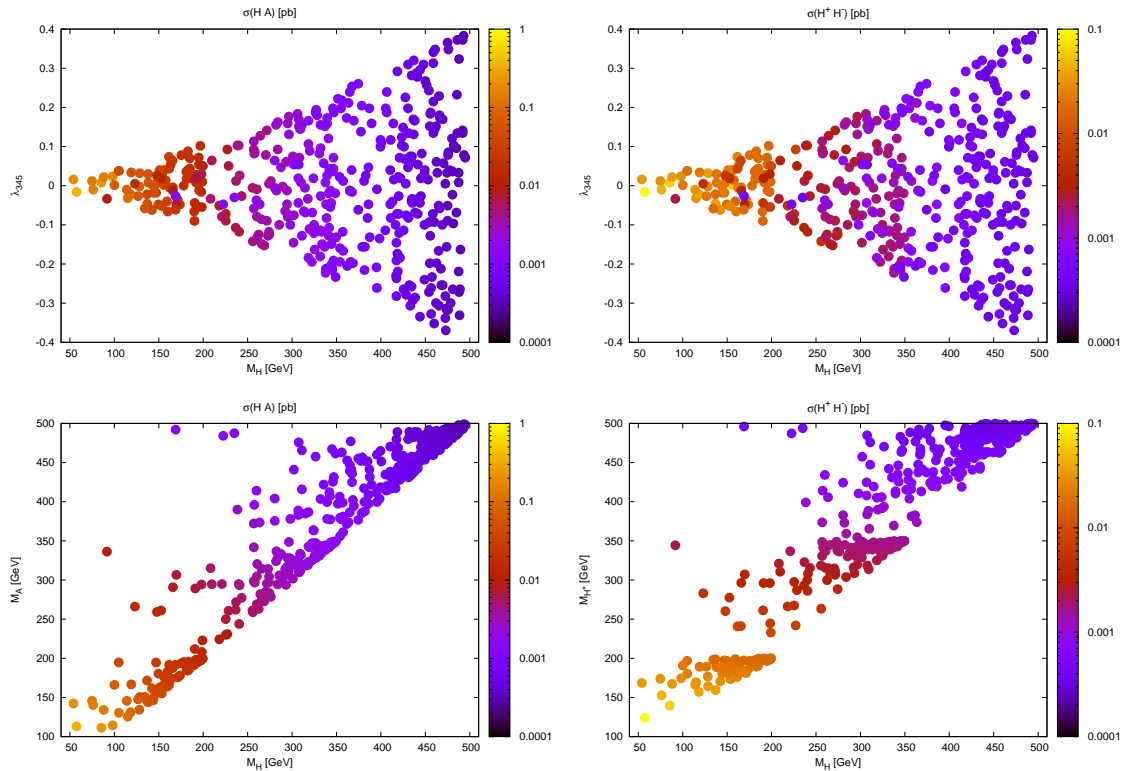


FIG. 15: **Benchmark planes:** Production cross-sections in pb at a 13 TeV LHC for HA (left) and $H^+ H^-$ (right), in the M_H, λ_{345} plane (upper row) and in the M_H, M_A or M_H, M_H^\pm plane (lower row).

For collider phenomenology, the decays of the unstable particles H^\pm, A need to be taken into account. In our scan

$$\text{BR}(A \rightarrow ZH) = 1,$$

while for most parameter points the decay

$$H^\pm \rightarrow W^\pm H \quad (29)$$

dominates; the second decay mode is given by $H^\pm \rightarrow W^\pm A$. For the process (29), we plot the respective branching ratio in the (M_H, M_{H^\pm}) plane in Fig. 17. All branching ratios have been obtained using 2HDMC. The electroweak gauge bosons decay as in the SM. As before, the couplings involved all stem from the electroweak gauge sector.

Before proceeding to the discussion of benchmark points, we want to briefly comment on the results reported here. As discussed above, we do not perform a dedicated phenomenological study, which is clearly beyond the scope of the present work; especially for SM backgrounds, dedicated searches at 13 TeV, including the latest higher order predictions for such processes, would be needed, which requires an extensive computational setup clearly beyond the scope of the present study. However, even from the numbers quoted above one can draw conclusions as follows

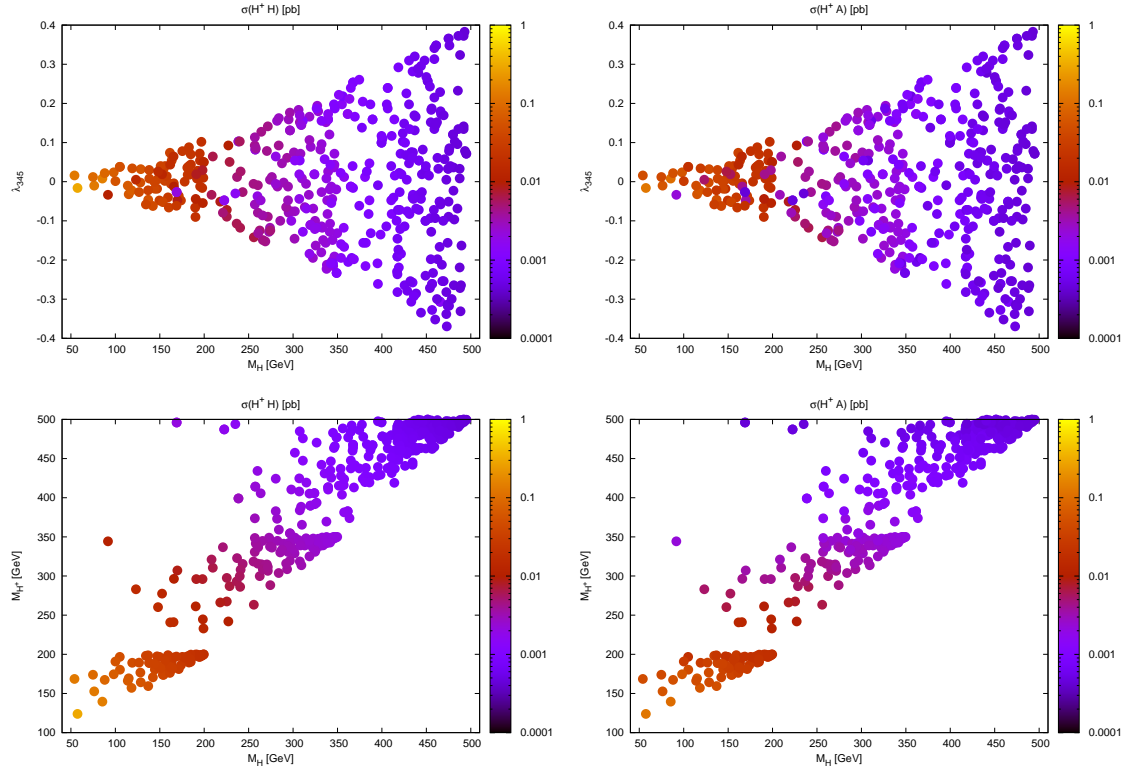


FIG. 16: **Benchmark planes:** Production cross-sections in pb at a 13 TeV LHC for $H^\pm H$ (left) and $H^\pm A$ (right), in the M_H, λ_{345} plane (upper row) and in the M_{H^\pm}, M_H plane (lower row).

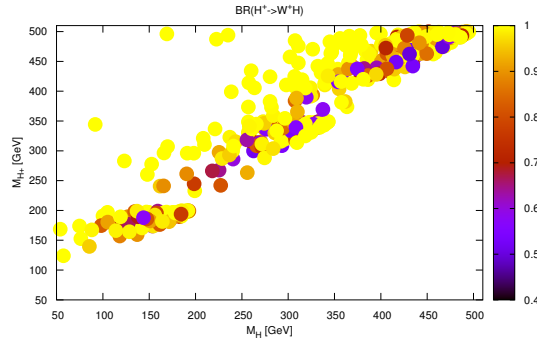


FIG. 17: Branching ratio of charged scalar decay into W boson and dark matter (H). The only other channel is $H^\pm \rightarrow AW^\pm$.

- According to the current design strategy at LHC Run II (cf. e.g. [87]), at 13/14 TeV the LHC aims at a total integrated luminosity of $\sim 100 \text{ fb}^{-1}$ before the second long shutdown (LS2, in 2019) and a total integrated luminosity of about 300 fb^{-1} before the third LS (in 2023/4).

- These numbers can be easily translated to number of events which could be produced for these two time benchmarks: for about 100 total events produced at LS2 (LS3), a minimal total production cross-section of 1 (0.3) fb would be needed.
- Considering the numbers presented above, this means that a priori all channels discussed here can and should be investigated by the experiments at LHC run II. However, in practise, for LS2 only scenarios for dark masses $\lesssim 400$ GeV might provide large enough cross-sections to render feasible predictions.

Although a more dedicated study might provide more information, we consider the above already an important input for the explicit design of experimental search strategies at LHC Run II.

Benchmark points

In addition to the benchmark planes presented above, we also provide some *benchmark points* for our model which should be considered for investigation at the present LHC run²⁶; other viable benchmark points for masses ≤ 1 TeV have e.g. been presented in [15, 25, 91]. For this, we fix the dark scalars masses. The couplings λ_2 , λ_{345} , when kept within the allowed ranges discussed above, do not have a significant influence on the production and decay processes discussed here²⁷. For these, we therefore give the allowed ranges which should be kept for consistency reasons. Cross-sections have been produced as described above. In the list of benchmarks given below, we provide respective production cross-sections for dark scalar pair-production at a 13 TeV LHC.

- **Benchmark I: low scalar mass**

$$M_H = 57.5 \text{ GeV}, M_A = 113.0 \text{ GeV}, M_{H^\pm} = 123, \text{ GeV}, \lambda_2 \in [0; 4.2], |\lambda_{345}| \in [-0.002; 0.015]$$

$$HA : 0.371(4)\text{pb}, H^+ H^- : 0.097(1)\text{pb}, H^\pm H : 0.3071(4)\text{pb}, H^\pm A : 0.1267(1)\text{pb}$$

A decays 100 % to $Z H$, and $H^+ \rightarrow W^+ H$ with a BR ≥ 0.99 .

- **Benchmark II: low scalar mass**

$$M_H = 85.5 \text{ GeV}, M_A = 111.0 \text{ GeV}, M_{H^\pm} = 140, \text{ GeV}, \lambda_2 \in [0; 4.2], |\lambda_{345}| \in [0.; 0.015]$$

$$HA : 0.226(2)\text{pb}, H^+ H^- : 0.0605(9)\text{pb}, H^\pm H : 0.1439(2)\text{pb}, H^\pm A : 0.1008(1)\text{pb}$$

A decays 100 % to $Z H$, $H^+ \rightarrow W^+ H(A)$ with a BR $\sim 0.96(0.04)$.

²⁶ See e.g. [88–90] for benchmark points for general 2HDMs, as well as Appendix C for previous benchmark suggestions in the IDM which are excluded by now.

²⁷ In this respect, the benchmarks above are also safe from constraints when vacuum stability and perturbativity are promoted to higher scales, as e.g. in [25].

- **Benchmark III: intermediate scalar mass**

$$M_H = 128.0 \text{ GeV}, M_A = 134.0 \text{ GeV}, M_{H^\pm} = 176.0 \text{ GeV}, \lambda_2 \in [0; 4.2], |\lambda_{345}| \in [0.; 0.05]$$

$HA : 0.0765(7)\text{pb}$, $H^+H^- : 0.0259(3)\text{pb}$, $H^\pm H : 0.04985(5)\text{pb}$, $H^\pm A : 0.04653(5)\text{pb}$;
A decays 100 % to ZH , $H^+ \rightarrow W^+H(A)$ with a BR $\sim 0.66(0.34)$

- **Benchmark IV: high scalar mass, mass degeneracy**

$$M_H = 363.0 \text{ GeV}, M_A = 374.0 \text{ GeV}, M_{H^\pm} = 374.0 \text{ GeV}, \lambda_2 \in [0; 4.2], |\lambda_{345}| \in [0.; 0.25]$$

$H, A : 0.00122(1)\text{pb}$, $H^+H^- : 0.00124(1)\text{pb}$, $H^\pm H : 0.001617(2)\text{pb}$, $H^\pm A : 0.001518(2)\text{pb}$;
A decays 100 % to ZH , and H^\pm 100 % to $W^\pm H$

- **Benchmark V: high scalar mass, no mass degeneracy**

$$M_H = 311.0 \text{ GeV}, M_A = 415.0 \text{ GeV}, M_{H^\pm} = 447.0 \text{ GeV}, \lambda_2 \in [0; 4.2], |\lambda_{345}| \in [0.; 0.19]$$

$H, A : 0.00129(1)\text{pb}$, $H^+H^- : 0.000553(7)\text{pb}$, $H^\pm H : 0.001402(2)\text{pb}$, $H^\pm A : 0.0008185(8)\text{pb}$;
A decays 100 % to ZH , $H^+ \rightarrow W^+H$ with a BR $\gtrsim 0.99$

While benchmarks I and II are exceptional points in a sense that the allowed parameter space is extremely constrained in the low mass region, benchmarks III to V are more typical, as these parts of the parameter space are more highly populated. Furthermore, for scenario IV the production cross-sections for HA and H^+H^- have similar order of magnitude. Of all benchmarks above, only the first one is able to produce the correct 95% CL relic density (Eqn. 14).

IDM searches at the LHC call for a detailed investigation of the best experimental strategy, as final states with IDM particles can have different topologies. For example, in the two lepton + MET channel, the emitted leptons can have significantly different kinematic properties, namely:

- $HA \rightarrow HHZ \rightarrow HHl^+l^-$ with two boosted leptons, with an invariant mass around m_Z for on-shell decays
- $H^+H^- \rightarrow HHW^+W^- \rightarrow HH\bar{\nu}l^+l^-$ with two leptons which can be well separated.

Studies of possible search strategies for the IDM were discussed in e.g. [2, 15, 22, 92].

Additionally, we also show the *total width* of the unstable dark scalars in Fig. 18. For all points, $\Gamma/M \sim 0.05$, with $\Gamma/M \sim 0.01$ being a more typical value. We therefore expect that use of the Narrow Width Approximation is well justified in the parameter space explored in our study.²⁸

²⁸ Full matrix elements including interference can of course be easily used in the Monte Carlo framework described above.

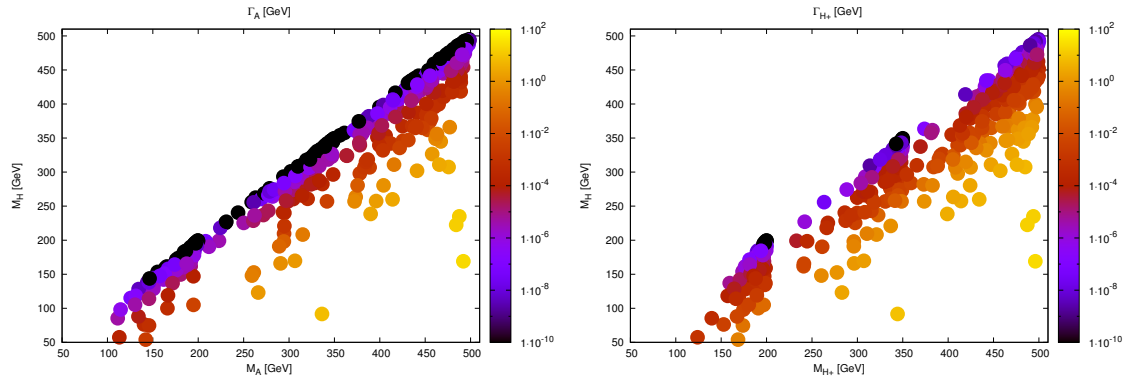


FIG. 18: Total widths of unstable dark particles, in GeV: A (*left*) and H^\pm (*right*) in plane of their and dark matter masses. For most points, $\Gamma/M \lesssim 0.01$, with the maximal ratio $\Gamma/M \sim 0.05$.

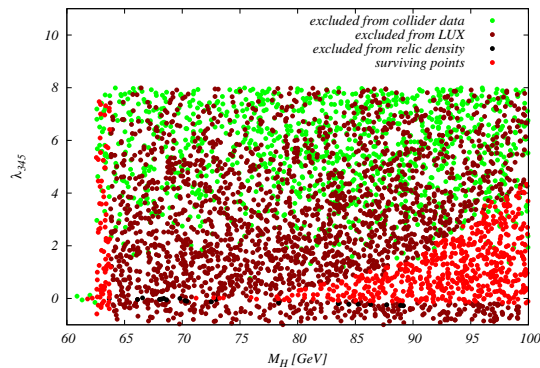


FIG. 19: Step 1 points for Dark Matter masses between 60 GeV and 100 GeV after the application of collider, i.e. HiggsBounds /HiggsSignals, and dark matter limits. Points below 60 GeV were sampled more frequently.

7. MULTI-COMPONENT DARK MATTER SCENARIO IN IDM

Before concluding, we want to briefly comment on changes in our analysis when we consider multi-component dark matter. In this case, the very strict limits from LUX in the (M_H, λ_{345}) are significantly altered, and the allowed parameter space is greatly enhanced. This concerns especially upper values for the λ_{345} coupling. Below we plot several of our previous figures, now using the *maximal* allowed value for direct detection cross-sections via rescaling (cf. Eq. (17)). We can summarize our findings as follows

- for $M_H \lesssim 60$ GeV, the picture basically does not change. Here, the strongest constraints on the (M_H, λ_{345}) plane stem from the Higgs signal strength measurements, as well as relic density, the impact of LUX limits is minimal. However, for masses $M_H \in [50; 60]$ GeV the largest values for $|\lambda_{345}|$ are slightly enhanced, from 0.02 to 0.03 as maximal values. Note also that this is the region where in addition $\frac{\Omega^{\text{LUX}}}{\Omega} \approx 1$.

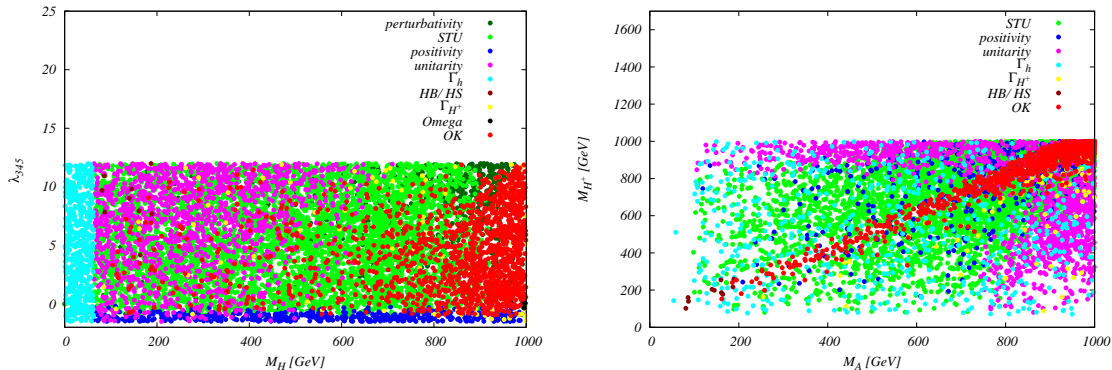


FIG. 20: (Left): As Fig. 11 (right); (Right): as Fig. 12 (right), with rescaled LUX limits.

- for masses $M_H \in [60; 100]$ GeV, the picture dramatically changes. Now, λ_{345} can become as large as ~ 8 for masses in the co-annihilation regime, where the dark matter relic density is relatively low, cf. fig 19. Furthermore, for masses $M_H \gtrsim 80$ GeV again the parameter space opens up significantly.
- for $M_H \geq 100$ GeV, the parameter space in the (M_H, λ_{345}) plane also largely opens up, allowing λ_{345} to reach values $\sim 4\pi$, cf. Fig. 20. The upper limit on this value are now basically set by S, T, U , perturbativity, and unitarity constraints. In particular, constraints from direct detection do no longer play a prominent role in the determination of allowed regions in the (M_H, λ_{345}) parameter plane.
- Similarly, the relation $M_{H^\pm} \geq M_A$ no longer holds; however, we still observe the same degeneracies between the dark scalar masses as before.
- Regarding total widths of the dark scalars, the general behaviour also does not significantly change, and total widths are similar to the case without rescaling (see Fig. 18). The ratio Γ/M can now reach up to 10% for the second neutral scalar A. As before, the charged scalar dominantly decays into $W^+ H$. For the decay of A, the additional channel $H^\pm W^\mp$ also opens up, cf. Fig. 21.

A primary effect of opening up the additional parameter space for λ_{345} is the fact that now the production channel AA also renders cross-section values which are of similar order of magnitude as the other channels, cf. Fig. 21. Therefore, a discovery in this channel could additionally give information about the nature of the dark matter scenario, which again highlights the strong connection between collider and astroparticle physics in the IDM. All other production cross-sections are mainly gauge boson induced, and the production cross-sections remain at a similar order of magnitude.

Furthermore, if we now investigate the *dominant* decay channels responsible for relic density, the relaxed constraints now also allow regions where channels other than the diboson annihilation dominate, and nearly all points from Fig. 9 (left) are now allowed by the LUX limit.

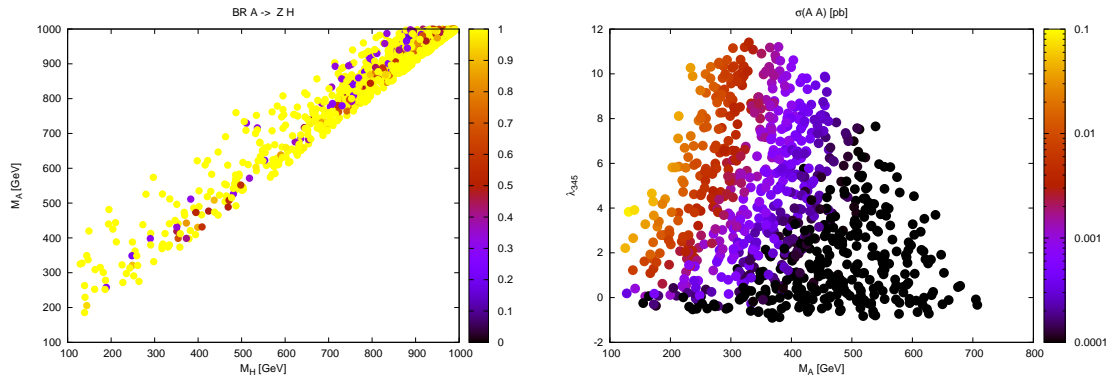


FIG. 21: (Left): Branching ratio of A to ZH ; the other decay mode is $A \rightarrow H^\pm W^\mp$ (Right): Production cross-sections in pb at a 13 TeV LHC for AA in the M_A, λ_{345} , when using rescaled LUX bounds.

8. CONCLUSIONS

In this work, we have revised the current theoretical as well as experimental constraints on a two Higgs doublet model with an exact Z_2 symmetry (Inert Doublet Model), which extends the SM Higgs sector in a straightforward way and in addition comes with a dark matter candidate. We have included all experimental bounds from direct searches, the 125 GeV Higgs coupling strength, as well as limits from recent astrophysical measurements such as limits from direct DM searches as well as dark matter relic density, the latter in the form of an upper limit. We have closely investigated the interplay of these bounds for dark scalar masses which are in the discovery regime of current and future collider experiments. We found that an interplay of astroparticle and collider constraints rules out regions with $M_H \lesssim 45$ GeV, thereby setting a minimal mass scale on this model. Furthermore, the parameter space is highly constrained by direct DM search experiments, which supply stringent limits especially in the low mass region.

Apart from clear cuts on the additional couplings, we found that the combination of all constraints leads to a mass hierarchy in the dark scalar sector. The combination of different constraints ensures $M_{H^\pm} \geq M_A > M_H$. In addition, in the flat scan more degenerate masses of dark scalars are preferred for $M_H \geq 200$ GeV. Furthermore, as we do not require the IDM to provide the full relic density, intermediate masses of the dark matter candidate ($\sim 100 - 600$ GeV) become available, which open up appealing parameter regions for the current LHC run. Our results therefore correspond to the most up-to-date investigation of the models parameter space, thereby providing important information about viable parameter regions for collider phenomenology. Furthermore, we also briefly commented on the case of multi-component dark matter. In this case, the limits from direct detection are relaxed and we find that especially for $M_H \geq M_h/2$, the parameter space opens up. This in turn leads to cross-sections for AA pair-production which are of similar magnitude as H^+H^- production, and could therefore in principle also be investigated at the current LHC run. This again emphasizes the complementarity of collider searches and

astrophysical measurements within the IDM.

In addition, we have provided benchmark planes and cross-sections for pair-production of the dark scalars for the dominant production modes within our model in terms of the relevant new physics parameters, which should be used as input for the experimental searches. As both production and decay modes for the new particles are mainly determined by kinematics, the above degeneracies directly induce relatively small production cross-sections as the masses increase, leading to $\sigma \sim 1 \text{ fb}$ for masses $\geq 300 \text{ GeV}$. Nevertheless, this model constitutes an attractive extension of the SM, and provides an excellent example of complementarity between astroparticle and collider experiments. We strongly encourage the LHC experiments to investigate the benchmarks proposed here in the current LHC run.

Acknowledgments

TR wants to thank P. Bechtle, J. Erler, A. Goudelis, B. Herrmann, O. Stal and T. Stefaniak for useful discussions and R. Frederix for MG5 support. We also thank B. Swiezewska, D. Sokolowska, P. Swaczyna for discussion on the IDM as well as the Higgs Cross Section working group for encouraging us to investigate possible benchmarks. We thank S. Kraml and collaborators from Grenoble, for fruitful discussions and S. Najjari for cross checking the Feynman rules for IDM. This research was supported by the DAAD grant PPP Poland Project 56269947 "Dark Matter at Colliders" and by the Polish grant NCN OPUS 2012/05/B/ST2/03306 (2012-2016). The work of AI is supported by the 7th Framework Programme of the European Commission through the Initial Training Network HiggsTools PITN-GA-2012-316704.

Appendix A: IDM Feynman rules and other relations

The parameters m_{22}^2 , λ_3 , λ_4 , λ_5 can be re-expressed in terms of our input parameters:

$$m_{22}^2 = \lambda_{345} v^2 - 2 M_H^2, \tag{A1}$$

$$\lambda_3 = \lambda_{345} - \frac{2}{v^2} (M_H^2 - M_{H^\pm}^2), \lambda_4 = \frac{M_A^2 + M_H^2 - 2 M_{H^\pm}^2}{v^2}, \lambda_5 = \frac{M_H^2 - M_A^2}{v^2} \tag{A2}$$

For completeness, we list the relevant Feynman rules including dark scalars (omitting goldstone modes, as we are working in the unitary gauge and at tree level), see Tables II and III. Note that, since the second doublet does not participate in electroweak symmetry breaking and fermion mass generation, the couplings of the SM-like Higgs h to electroweak gauge bosons as well as fermions are given by their SM values, see e.g. [93], with the convention $g_{hW_\mu^+W_\nu^-} = ie^2 v / 2s_W^2 g_{\mu\nu}$.

vertex	coupling
hHH	$\lambda_{345} v$
hAA	$\bar{\lambda}_{345} v$
hhh	$3 \lambda_1 v$
$h H^+ H^-$	$\lambda_3 v$
$hhhh$	$3 \lambda_1$
$H^+ H^+ H^- H^-$	$2 \lambda_2$
$HHAA$	λ_2
$HHHH$	$3 \lambda_2$
$AAAA$	$3 \lambda_2$
$H^+ H^- AA$	λ_2
$H^+ H^- HH$	λ_2
$hhH^+ H^-$	λ_3
$hhHH$	λ_{345}
$hhAA$	$\bar{\lambda}_{345}$

 TABLE II: Non SM-like couplings in the scalar sector of the IDM; a global factor of $-i$ is omitted.

vertex	coupling
$H^- H^+ \gamma$	$i e$
$H^- H^+ Z$	$i \frac{g}{2} \frac{\cos(2\theta_W)}{\cos\theta_W}$
$H H^\pm W^\mp$	$\mp i \frac{g}{2}$
$A H^\mp W^\pm$	$-\frac{g}{2}$
$H A Z$	$-\frac{g}{2 \cos\theta_W}$

 TABLE III: Non-SM couplings to gauge bosons in the IDM; all vertices are proportional to **a** kinematic factor $(p_2 - p_1)_\mu$ for a vertex of the form $X_1(p_1) X_2(p_2) X_3(p_3)$.

Appendix B: $R_{\gamma\gamma}$ as a standalone variable

As an alternative to the generic fit using `HiggsSignals`, and also as a consistency check, we can regard the branching ratio of the SM-like Higgs into two photons as a single constraining variable. We then take as a reference value [94]

$$\text{BR}_{h \rightarrow \gamma\gamma}^{\text{SM}} = (2.28 \pm 0.11) \times 10^{-3}.$$

Furthermore, we use [95]

$$\mu_{\gamma\gamma}^{\text{ATLAS}} = 1.17 \pm 0.28, \quad \mu_{\gamma\gamma}^{\text{CMS}} = 1.12 \pm 0.24$$

which yields a naively combined value of

$$\bar{\mu}_{\gamma\gamma} = 1.15 \pm 0.18.$$

Again combining these, we have

$$\text{BR}_{h \rightarrow \gamma\gamma} = (2.62 \pm 0.43) \times 10^{-3}$$

which at 2σ yields

$$\text{BR}_{h \rightarrow \gamma\gamma} \in [1.76; 3.84] \times 10^{-3}.$$

Obviously all errors combinations above neglect both correlations as well as non-gaussianity of the respective distributions.

Appendix C: Previous scans and benchmarks

1. Previous scans

In this subsection, we give a brief overview on similar studies which have been performed after the discovery of a 125 GeV Higgs, and point to differences with respect to the constraints and results achieved in this work. We specifically discuss [14, 16, 17, 25, 42].

- Obviously, all above studies respect the theoretical bounds on the potential, i.e. positivity, as well as constraints from perturbative unitarity. Most of them also include the constraint in Eqn. (8). As we did not find points in parameter space where this is the most important constraint, we can state that theoretical bounds were treated on equal footing²⁹.
- Similarly, decays from electroweak gauge bosons, electroweak precision constraints in terms of oblique parameter (although with slightly different central values), a lower bound of the charged Higgs mass ~ 70 GeV, as well as recasted LEP results were also included in all above studies.
- Refs. [14, 17, 42] particularly discuss the *interplay* of constraints from the 125 GeV Higgs signal strength measurement, mostly in terms of possible modifications to the decay rate to diphoton final states, with constraints from dark matter detection. In fact, these will also prove important especially in the *low mass* region of our scan, and have therefore been correctly identified in the above work as the most important constraints for certain parts of parameter space.
- More specifically, in ref. [14, 42] the effect of including the by that time newly measured Higgs mass M_h is discussed, and predictions for the SM-like Higgs decay into diphoton or γZ final states are considered, leading to additional constraints. The authors present their results in terms of two-dimensional planes, and determine allowed/ forbidden regions in

²⁹ In [25], scale dependent limits were also tested at larger scales. However, if we consider the IDM as an effective model at the electroweak scale, the limits coincide.

parameter space from the constraints included. Obviously, a more detailed analysis using Higgs coupling strength measurements and LUX data was not possible at that time, so these have not been included in the above study.

- In ref. [17], the above studies are combined with constraints from XENON [96] direct detection limits. In this work, the authors concentrate on low or middle regions for the dark matter mass, and mainly consider the case where $M_H \lesssim 100$ GeV. Furthermore, they concentrate on identifying regions where the IDM constitutes the full dark matter content of the universe. Our study clearly differs insofar as we allow for lower relic density values, which in turn opens up the parameter space for higher dark matter masses. In addition, we provide results in terms of a full random scan, which is also not done in this work.
- Ref. [25] is closely related to our work, where the authors in addition consider vacuum stability and perturbativity at arbitrary scales using renormalization group equations (RGEs). As expected, requiring validity at higher scales constrains the allowed parameter space considerably. However, we find that after all constraints have been taken into account, parameters which are important for collider phenomenology are in similar ranges³⁰. The direct detection limits applied here follow from XENON [96]. Furthermore, out of the benchmark points presented here only one survives the updated constraints presented in our study.
- Ref. [16] seems to be closely related to our study. In this work, the authors basically include all above constraints apart from perturbativity of the Higgs self couplings, the total decay width of the 125 GeV Higgs and the charged scalar; the inclusion of direct search bounds was persecuted on a slightly different footing. Furthermore, limits from signal strength measurements were not done on the level of a global fit as implemented in `HiggsSignals`. However, here again the authors require *exact* agreement with the dark matter relic density, while we include the latter requiring an upper bound only which immediately opens up larger parts of parameter space. The main focus of the authors is a presentation of the successive combination of constraints on profile likelihood fits, which they discuss in detail in their work. In our study, this is performed in a slightly different way, allowing the possibility to present results in terms of several individual two dimensional parameter planes directly showing the impact of separate constraints (cf. section 5.4). Whenever applicable, the regions they find consistent with all their bounds are indeed similar to the results obtained here, which aligns with our results. Furthermore, the authors do not provide predictions for production cross sections at the current LHC run, which we consider imminent.

³⁰ The only difference is that we allow for slightly larger negative values of λ_{345} for dark masses $\gtrsim 600$ GeV, and a larger range of λ_2 . As discussed below, these parameters are of no relevance concerning LHC phenomenology.

2. Previous benchmarks in the literature and exclusions

In this section, we present benchmarks which have been discussed in the literature for the IDM in the context of LHC phenomenology, with Higgs masses roughly ~ 125 GeV (allowing for a range of ± 5 GeV or similar), and the reasons why these are by now excluded, following the step of constraints as discussed in the main body of the manuscript. We do not claim this to be an exhaustive list of all benchmarks ever presented. We furthermore restrict ourselves to scalar masses ≤ 1 TeV, in order to maintain cross sections which might be probed at current colliders.

- Benchmarks "LH2, LH3, LH4, LH5" from [22]
LH2: excluded by S,T,U, and total width of h
all others: excluded from ATLAS search [97]
- additional benchmarks "LH6, LH8" from [92]
LH6: excluded by total width of h
LH8: excluded from ATLAS search [97]
- IDM benchmarks suggested in [98]
BM 1,3 : from STU
all others: from direct detection
- benchmarks from [16]
Table II: first benchmark excluded from combination of LEP recast and decay width of electroweak gauge bosons; second benchmark excluded from dark matter relic density³¹, benchmark 3 from signal strength (too large discrepancy in M_h), benchmark 4 from perturbativity
Table III: first two benchmarks from perturbativity, last from STU
- benchmarks from [2]
all ruled out from combination of LEP recast and electroweak gauge boson decay widths
- benchmarks from [25]
BM I: excluded from direct detection
BM III: excluded from STU
BM II allowed
- benchmark IV from [36]
excluded by combination of LEP recast and electroweak gauge boson decays
- benchmarks from table VII in [15]
Benchmarks 1,6: excluded from direct detection

³¹ Using micromegas 4.2.3, with exactly the same input values

	$\sigma_{AH}[\text{pb}]$	$\sigma_{H^+H^-}[\text{pb}]$	BR ($H^+ \rightarrow W^+ H$)
2	0.1275 (1)	0.03949(4)	1.0
3	0.9208 (5)	0.1063 (2)	0.68
4	0.2673 (3)	0.04908 (1)	1.0
II	2.1×10^{-4}	8.6×10^{-6}	0.81
1	1.7×10^{-4}	1.8×10^{-4}	0.91
2	7.2×10^{-6}	7.7×10^{-6}	1.0

TABLE IV: production cross sections for valid benchmarks from [15] (first three entries), [25] (middle entry, with roles of A and H interchanged), [91] (last two entries) with an adjusted mass $M_h = 125.1 \text{ GeV}$

Benchmark 2: excluded from STU
all others allowed

For completeness, we provide production cross sections and dominant decay modes for scenarios which have been discussed above in table IV.

-
- [1] Nilendra G. Deshpande and Ernest Ma. Pattern of Symmetry Breaking with Two Higgs Doublets. *Phys. Rev.*, D18:2574, 1978.
 - [2] Qing-Hong Cao, Ernest Ma, and G. Rajasekaran. Observing the Dark Scalar Doublet and its Impact on the Standard-Model Higgs Boson at Colliders. *Phys. Rev.*, D76:095011, 2007, 0708.2939.
 - [3] Riccardo Barbieri, Lawrence J. Hall, and Vyacheslav S. Rychkov. Improved naturalness with a heavy Higgs: An Alternative road to LHC physics. *Phys.Rev.*, D74:015007, 2006, hep-ph/0603188.
 - [4] Laura Lopez Honorez, Emmanuel Nezri, Josep F. Oliver, and Michel H.G. Tytgat. The Inert Doublet Model: An Archetype for Dark Matter. *JCAP*, 0702:028, 2007, hep-ph/0612275.
 - [5] Laura Lopez Honorez and Carlos E. Yaguna. The inert doublet model of dark matter revisited. *JHEP*, 1009:046, 2010, 1003.3125.
 - [6] Ethan M. Dolle and Shufang Su. The Inert Dark Matter. *Phys.Rev.*, D80:055012, 2009, 0906.1609.
 - [7] Dorota Sokolowska. Dark Matter Data and Quartic Self-Couplings in Inert Doublet Model. *Acta Phys.Polon.*, B42:2237, 2011, 1112.2953.
 - [8] I.F. Ginzburg, K.A. Kanishev, M. Krawczyk, and D. Sokolowska. Evolution of Universe to the present inert phase. *Phys.Rev.*, D82:123533, 2010, 1009.4593.
 - [9] Thomas Hambye and Michel H.G. Tytgat. Electroweak symmetry breaking induced by dark matter. *Phys.Lett.*, B659:651–655, 2008, 0707.0633.
 - [10] Talal Ahmed Chowdhury, Miha Nemevsek, Goran Senjanovic, and Yue Zhang. Dark Matter as the Trigger of Strong Electroweak Phase Transition. *JCAP*, 1202:029, 2012, 1110.5334.
 - [11] Debasish Borah and James M. Cline. Inert Doublet Dark Matter with Strong Electroweak Phase Transition. *Phys.Rev.*, D86:055001, 2012, 1204.4722.
 - [12] Grzegorz Gil, Piotr Chankowski, and Maria Krawczyk. Inert Dark Matter and Strong Electroweak Phase Transition. *Phys.Lett.*, B717:396–402, 2012, 1207.0084.
 - [13] Nikita Blinov, Stefano Profumo, and Tim Stefaniak. The Electroweak Phase Transition in the Inert Doublet Model. *JCAP*, 1507(07):028, 2015, 1504.05949.

- [14] Bogumila Swiezewska and Maria Krawczyk. Diphoton rate in the inert doublet model with a 125 GeV Higgs boson. *Phys.Rev.*, D88(3):035019, 2013, 1212.4100.
- [15] Michael Gustafsson, Sara Rydbeck, Laura Lopez-Honorez, and Erik Lundstrom. Status of the Inert Doublet Model and the Role of multileptons at the LHC. *Phys. Rev.*, D86:075019, 2012, 1206.6316.
- [16] Abdesslam Arhrib, Yue-Lin Sming Tsai, Qiang Yuan, and Tzu-Chiang Yuan. An Updated Analysis of Inert Higgs Doublet Model in light of the Recent Results from LUX, PLANCK, AMS-02 and LHC. *JCAP*, 1406:030, 2014, 1310.0358.
- [17] Maria Krawczyk, Dorota Sokolowska, Pawel Swaczyna, and Bogumila Swiezewska. Constraining Inert Dark Matter by $R_{\gamma\gamma}$ and WMAP data. *JHEP*, 1309:055, 2013, 1305.6266.
- [18] Amit Dutta Banik and Debasish Majumdar. Inert doublet dark matter with an additional scalar singlet and 125 GeV Higgs boson. *Eur. Phys. J.*, C74(11):3142, 2014, 1404.5840.
- [19] Amit Dutta Banik and Debasish Majumdar. Low Energy Gamma Ray Excess Confronting a Singlet Scalar Extended Inert Doublet Dark Matter Model. *Phys. Lett.*, B743:420–427, 2015, 1408.5795.
- [20] Cesar Bonilla, Dorota Sokolowska, J. Lorenzo Diaz-Cruz, Maria Krawczyk, and Neda Darvishi. IDMS: Inert Dark Matter Model with a complex singlet. 2014, 1412.8730.
- [21] Alexis D. Plascencia. Classical scale invariance in the inert doublet model. *JHEP*, 09:026, 2015, 1507.04996.
- [22] Ethan Dolle, Xinyu Miao, Shufang Su, and Brooks Thomas. Dilepton Signals in the Inert Doublet Model. *Phys.Rev.*, D81:035003, 2010, 0909.3094.
- [23] Pawel Swaczyna. MSc thesis 2013, University of Warsaw.
- [24] Mario Kadastik, Kristjan Kannike, Antonio Racioppi, and Martti Raidal. Implications of the 125 GeV Higgs boson for scalar dark matter and for the CMSSM phenomenology. *JHEP*, 1205:061, 2012, 1112.3647.
- [25] A. Goudelis, B. Herrmann, and O. Stal. Dark matter in the Inert Doublet Model after the discovery of a Higgs-like boson at the LHC. *JHEP*, 1309:106, 2013, 1303.3010.
- [26] Bogumila Swiezewska. Inert scalars and vacuum metastability around the electroweak scale. *JHEP*, 07:118, 2015, 1503.07078.
- [27] Najimuddin Khan and Subhendu Rakshit. Constraints on inert dark matter from the metastability of the electroweak vacuum. *Phys. Rev.*, D92:055006, 2015, 1503.03085.
- [28] Giovanni Marco Pruna and Tania Robens. Higgs singlet extension parameter space in the light of the LHC discovery. *Phys. Rev.*, D88(11):115012, 2013, 1303.1150.
- [29] Tania Robens and Tim Stefaniak. Status of the Higgs Singlet Extension of the Standard Model after LHC Run 1. *Eur.Phys.J.*, C75(3):104, 2015, 1501.02234.
- [30] Agnieszka Ilnicka, Maria Krawczyk, and Tania Robens. Constraining the Inert Doublet Model. In *2nd Toyama International Workshop on Higgs as a Probe of New Physics (HPNP2015) Toyama, Japan, February 11-15, 2015*, 2015, 1505.04734.
- [31] Dorota Sokolowska. Dark Matter Data and Constraints on Quartic Couplings in IDM. 2011, 1107.1991.
- [32] Dorota Sokolowska. Temperature evolution of physical parameters in the Inert Doublet Model. 2011, 1104.3326.
- [33] Georges Aad et al. Combined Measurement of the Higgs Boson Mass in pp Collisions at $\sqrt{s} = 7$ and 8 TeV with the ATLAS and CMS Experiments. *Phys.Rev.Lett.*, 114:191803, 2015, 1503.07589.
- [34] Leonid Chuzhoy and Edward W. Kolb. Reopening the window on charged dark matter. *JCAP*, 0907:014, 2009, 0809.0436.
- [35] Prateek Agrawal, Ethan M. Dolle, and Christopher A. Krenke. Signals of Inert Doublet Dark Matter in Neutrino Telescopes. *Phys.Rev.*, D79:015015, 2009, 0811.1798.
- [36] Michael Gustafsson, Erik Lundstrom, Lars Bergstrom, and Joakim Edsjo. Significant Gamma Lines

- from Inert Higgs Dark Matter. *Phys.Rev.Lett.*, 99:041301, 2007, astro-ph/0703512.
- [37] Chiara Arina, Fu-Sin Ling, and Michel H.G. Tytgat. IDM and iDM or The Inert Doublet Model and Inelastic Dark Matter. *JCAP*, 0910:018, 2009, 0907.0430.
- [38] Michel H.G. Tytgat. The Inert Doublet Model: A New archetype of WIMP dark matter? *J.Phys.Conf.Ser.*, 120:042026, 2008, 0712.4206.
- [39] Maria Krawczyk and Dorota Sokolowska. Constraining the Dark 2HDM. In *21st Rencontres de Blois on Windows on the Universe Blois, France, June 21-27, 2009*, 2009, 0911.2457.
- [40] Shinya Kanemura, Takahiro Kubota, and Eiichi Takasugi. Lee-Quigg-Thacker bounds for Higgs boson masses in a two doublet model. *Phys.Lett.*, B313:155–160, 1993, hep-ph/9303263.
- [41] Andrew G. Akeroyd, Abdesslam Arhrib, and El-Mokhtar Naimi. Note on tree level unitarity in the general two Higgs doublet model. *Phys.Lett.*, B490:119–124, 2000, hep-ph/0006035.
- [42] Bogumila Swiezewska. Yukawa independent constraints for two-Higgs-doublet models with a 125 GeV Higgs boson. *Phys.Rev.*, D88(5):055027, 2013, 1209.5725.
- [43] Erik Lundstrom, Michael Gustafsson, and Joakim Edsjo. The Inert Doublet Model and LEP II Limits. *Phys.Rev.*, D79:035013, 2009, 0810.3924.
- [44] Michael Gustafsson. The Inert Doublet Model and Its Phenomenology. *PoS*, CHARGED2010:030, 2010, 1106.1719.
- [45] Kamakshya Prasad Modak and Debasish Majumdar. Confronting Galactic and Extragalactic γ -rays Observed by Fermi-lat With Annihilating Dark Matter in an Inert Higgs Doublet Model. *Astrophys. J. Suppl.*, 219(2):37, 2015, 1502.05682.
- [46] Shuquan Nie and Marc Sher. Vacuum stability bounds in the two Higgs doublet model. *Phys.Lett.*, B449:89–92, 1999, hep-ph/9811234.
- [47] Michael S. Chanowitz and Mary K. Gaillard. The TeV Physics of Strongly Interacting W's and Z's. *Nucl.Phys.*, B261:379, 1985.
- [48] Benjamin W. Lee, C. Quigg, and H. B. Thacker. Weak Interactions at Very High-Energies: The Role of the Higgs Boson Mass. *Phys. Rev.*, D16:1519, 1977.
- [49] I.F. Ginzburg and I.P. Ivanov. Tree-level unitarity constraints in the most general 2HDM. *Phys.Rev.*, D72:115010, 2005, hep-ph/0508020.
- [50] David Eriksson, Johan Rathsmann, and Oscar Stal. 2HDMC: Two-Higgs-Doublet Model Calculator Physics and Manual. *Comput.Phys.Commun.*, 181:189–205, 2010, 0902.0851.
- [51] Vardan Khachatryan et al. Constraints on the Higgs boson width from off-shell production and decay to Z-boson pairs. *Phys.Lett.*, B736:64, 2014, 1405.3455.
- [52] Georges Aad et al. Constraints on the off-shell Higgs boson signal strength in the high-mass ZZ and WW final states with the ATLAS detector. *Eur. Phys. J.*, C75(7):335, 2015, 1503.01060.
- [53] Fabrizio Caola and Kirill Melnikov. Constraining the Higgs boson width with ZZ production at the LHC. *Phys. Rev.*, D88:054024, 2013, 1307.4935.
- [54] Christoph Englert and Michael Spannowsky. Limitations and Opportunities of Off-Shell Coupling Measurements. *Phys.Rev.*, D90(5):053003, 2014, 1405.0285.
- [55] K.A. Olive et al. Review of Particle Physics. *Chin.Phys.*, C38:090001, 2014.
- [56] Guido Altarelli and Riccardo Barbieri. Vacuum polarization effects of new physics on electroweak processes. *Phys. Lett. B*, 253:161, 1991.
- [57] Michael E. Peskin and Tatsu Takeuchi. A New constraint on a strongly interacting Higgs sector. *Phys.Rev.Lett.*, 65:964–967, 1990.
- [58] Michael E. Peskin and Tatsu Takeuchi. Estimation of oblique electroweak corrections. *Phys.Rev.*, D46:381–409, 1992.
- [59] I. Maksymyk, C.P. Burgess, and David London. Beyond S, T and U. *Phys.Rev.*, D50:529–535, 1994,

- hep-ph/9306267.
- [60] M. Baak et al. The global electroweak fit at NNLO and prospects for the LHC and ILC. *Eur.Phys.J.*, C74(9):3046, 2014, 1407.3792.
 - [61] M. Baak, M. Goebel, J. Haller, A. Hoecker, D. Kennedy, R. Kogler, K. Moenig, M. Schott, and J. Stelzer. The Electroweak Fit of the Standard Model after the Discovery of a New Boson at the LHC. *Eur. Phys. J.*, C72:2205, 2012, 1209.2716.
 - [62] D. Lopez-Val and T. Robens. Δr and the W-boson mass in the Singlet Extension of the Standard Model. *Phys. Rev.*, D90:114018, 2014, 1406.1043.
 - [63] Aaron Pierce and Jesse Thaler. Natural Dark Matter from an Unnatural Higgs Boson and New Colored Particles at the TeV Scale. *JHEP*, 0708:026, 2007, hep-ph/0703056.
 - [64] Philip Bechtle, Oliver Brein, Sven Heinemeyer, Georg Weiglein, and Karina E. Williams. HiggsBounds: Confronting Arbitrary Higgs Sectors with Exclusion Bounds from LEP and the Tevatron. *Comput.Phys.Commun.*, 181:138–167, 2010, 0811.4169.
 - [65] Philip Bechtle, Oliver Brein, Sven Heinemeyer, Georg Weiglein, and Karina E. Williams. HiggsBounds 2.0.0: Confronting Neutral and Charged Higgs Sector Predictions with Exclusion Bounds from LEP and the Tevatron. *Comput.Phys.Commun.*, 182:2605–2631, 2011, 1102.1898.
 - [66] Philip Bechtle, Oliver Brein, Sven Heinemeyer, Oscar Stal, Tim Stefaniak, et al. HiggsBounds – 4: Improved Tests of Extended Higgs Sectors against Exclusion Bounds from LEP, the Tevatron and the LHC. *Eur.Phys.J.*, C74(3):2693, 2014, 1311.0055.
 - [67] Philip Bechtle, Sven Heinemeyer, Oscar Stal, Tim Stefaniak, and Georg Weiglein. HiggsSignals: Confronting arbitrary Higgs sectors with measurements at the Tevatron and the LHC. *Eur.Phys.J.*, C74(2):2711, 2014, 1305.1933.
 - [68] Manuel Drees, Herbi Dreiner, Daniel Schmeier, Jamie Tattersall, and Jong Soo Kim. CheckMATE: Confronting your Favourite New Physics Model with LHC Data. *Comput.Phys.Commun.*, 187:227–265, 2014, 1312.2591.
 - [69] Eric Conte, Beranger Dumont, Benjamin Fuks, and Chris Wymant. Designing and recasting LHC analyses with MadAnalysis 5. *Eur.Phys.J.*, C74(10):3103, 2014, 1405.3982.
 - [70] M. Espirito Santo, K. Hultqvist, P. Johansson, and A. Lipniacka. Search for neutralino pair production at $s^{**}(1/2)$ from 192-GeV to 208-GeV. 2003.
 - [71] Genevieve Belanger, Beranger Dumont, Andreas Goudelis, Bjorn Herrmann, Sabine Kraml, and Dipan Sengupta. Dilepton constraints in the Inert Doublet Model from Run 1 of the LHC. *Phys. Rev.*, D91(11):115011, 2015, 1503.07367.
 - [72] P.A.R. Ade et al. Planck 2015 results. XIII. Cosmological parameters. 2015, 1502.01589.
 - [73] Clifford Cheung, Lawrence J. Hall, David Pinner, and Joshua T. Ruderman. Prospects and Blind Spots for Neutralino Dark Matter. *JHEP*, 05:100, 2013, 1211.4873.
 - [74] D.S. Akerib et al. First results from the LUX dark matter experiment at the Sanford Underground Research Facility. *Phys.Rev.Lett.*, 112(9):091303, 2014, 1310.8214.
 - [75] Qing-Hong Cao, Ernest Ma, Jose Wudka, and C. P. Yuan. Multipartite dark matter. 2007, 0711.3881.
 - [76] Genevieve Belanger, Kristjan Kannike, Alexander Pukhov, and Martti Raidal. Minimal semi-annihilating \mathbb{Z}_N scalar dark matter. *JCAP*, 1406:021, 2014, 1403.4960.
 - [77] G. Belanger, F. Boudjema, A. Pukhov, and A. Semenov. micrOMEGAs4.1: two dark matter candidates. *Comput. Phys. Commun.*, 192:322–329, 2015, 1407.6129.
 - [78] Marcin Badziak, Antonio Delgado, Marek Olechowski, Stefan Pokorski, and Kazuki Sakurai. Detecting underabundant neutralinos. *JHEP*, 11:053, 2015, 1506.07177.
 - [79] G. Belanger, F. Boudjema, A. Pukhov, and A. Semenov. micrOMEGAs_3: A program for calculating dark matter observables. *Comput.Phys.Commun.*, 185:960–985, 2014, 1305.0237.

- [80] Jan Heisig, Jorn Kersten, Boris Panes, and Tania Robens. A survey for low stau yields in the MSSM. *JHEP*, 1404:053, 2014, 1310.2825.
- [81] Abdesslam Arhrib, Rachid Benbrik, and Naveen Gaur. $H \rightarrow \gamma\gamma$ in Inert Higgs Doublet Model. *Phys.Rev.*, D85:095021, 2012, 1201.2644.
- [82] G. Belanger, F. Boudjema, A. Pukhov, and A. Semenov. Dark matter direct detection rate in a generic model with micrOMEGAs 2.2. *Comput. Phys. Commun.*, 180:747–767, 2009, 0803.2360.
- [83] Tomohiro Abe, Ryuichiro Kitano, and Ryosuke Sato. Discrimination of dark matter models in future experiments. *Phys. Rev.*, D91(9):095004, 2015, 1411.1335.
- [84] Laura Lopez Honorez and Carlos E. Yaguna. A new viable region of the inert doublet model. *JCAP*, 1101:002, 2011, 1011.1411.
- [85] Johan Alwall, Michel Herquet, Fabio Maltoni, Olivier Mattelaer, and Tim Stelzer. MadGraph 5 : Going Beyond. *JHEP*, 1106:128, 2011, 1106.0522.
- [86] Ezio Maina. Interference effects in Heavy Higgs production via gluon fusion in the Singlet Extension of the Standard Model. *JHEP*, 06:004, 2015, 1501.02139.
- [87] P. Lebrun. Accelerators at the high-energy frontier: Cern plans, projects and future studies. Talk given at "XLIII International Meeting on Fundamental Physics Centro de Ciencias de Benasque Pedro Pascual, 12-21 March 2015".
- [88] G. C. Dorsch, S. J. Huber, K. Mimasu, and J. M. No. Echoes of the Electroweak Phase Transition: Discovering a second Higgs doublet through $A_0 \rightarrow ZH_0$. *Phys. Rev. Lett.*, 113(21):211802, 2014, 1405.5537.
- [89] Benoit Hespel, David Lopez-Val, and Eleni Vryonidou. Higgs pair production via gluon fusion in the Two-Higgs-Doublet Model. *JHEP*, 09:124, 2014, 1407.0281.
- [90] Howard E. Haber and Oscar Stl. New LHC benchmarks for the \mathcal{CP} -conserving two-Higgs-doublet model. *Eur. Phys. J.*, C75(10):491, 2015, 1507.04281.
- [91] Camilo Garcia-Cely and Alejandro Ibarra. Novel Gamma-ray Spectral Features in the Inert Doublet Model. *JCAP*, 1309:025, 2013, 1306.4681.
- [92] Xinyu Miao, Shufang Su, and Brooks Thomas. Trilepton Signals in the Inert Doublet Model. *Phys. Rev.*, D82:035009, 2010, 1005.0090.
- [93] M. Bohm, Ansgar Denner, and H. Joos. Gauge theories of the strong and electroweak interaction. 2001.
- [94] S Heinemeyer et al. Handbook of LHC Higgs Cross Sections: 3. Higgs Properties. 2013, 1307.1347.
- [95] M. Duehrssen. Higgs combination. Rencontres de Moriond 2015.
- [96] E. Aprile et al. Dark Matter Results from 225 Live Days of XENON100 Data. *Phys. Rev. Lett.*, 109:181301, 2012, 1207.5988.
- [97] Georges Aad et al. Search for Scalar Diphoton Resonances in the Mass Range 65 – 600 GeV with the ATLAS Detector in pp Collision Data at $\sqrt{s} = 8 \text{ TeV}$. *Phys. Rev. Lett.*, 113(17):171801, 2014, 1407.6583.
- [98] Daniel Abercrombie et al. Dark Matter Benchmark Models for Early LHC Run-2 Searches: Report of the ATLAS/CMS Dark Matter Forum. 2015, 1507.00966.