

A SLICING OBSTRUCTION FROM THE $\frac{10}{8}$ THEOREM

ANDREW DONALD AND FARAMARZ VAFAEE

ABSTRACT. From Furuta's $\frac{10}{8}$ theorem, we derive a smooth slicing obstruction for knots in S^3 using a spin 4-manifold whose boundary is 0-surgery on a knot. We show that this obstruction is able to detect torsion elements in the smooth concordance group and find topologically slice knots which are not smoothly slice.

1. INTRODUCTION

A knot K in S^3 is *smoothly slice* if it bounds a disk that is smoothly embedded in the four-ball. Although detecting whether or not a knot is slice is not typically an easy task to do, there are various known ways to obstruct sliceness. For instance, the Alexander polynomial of a slice knot factors, up to a unit, as $f(t)f(t^{-1})$ and the averaged signature function of the knot vanishes (see, for instance, [Lic97, Chapter 8]). Also in recent years, modern techniques in low-dimensional topology have been applied to produce obstructions. Examples include the τ -invariant [OS03, Ras03], ϵ [Hom14] and Υ [OSS14] invariants, all coming from Heegaard Floer homology [OS04a, OS04b], and the s -invariant [Ras10] from Khovanov homology [Kho00]. In this paper we introduce a new obstruction using techniques in handlebody theory. We call a 4-manifold a *2-handlebody* if it may be obtained by attaching 2-handles to D^4 . The main ingredient is the following:

Theorem 1.1. *Let $K \subset S^3$ be a smoothly slice knot and X be a spin 2-handlebody with $\partial X = S_0^3(K)$. Then either $b_2(X) = 1$ or*

$$4b_2(X) \geq 5|\sigma(X)| + 12.$$

A key tool used in the proof of Theorem 1.1 is Furuta's 10/8 theorem [Fur01]. Our theorem can be regarded as an analogous version of his theorem for manifolds with certain types of boundary. Similar ideas to this paper have been used by Bohr and Lee in [BL02], using the branched double cover of a knot.

Given a knot K , we construct a spin 4-manifold X such that $\partial X = S_0^3(K)$. If we think of 0-surgery on K as the boundary of the manifold given by a single 2-handle attached to ∂D^4 , the spin structures on $S_0^3(K)$ are in one-to-one correspondence with characteristic sublinks in this Kirby diagram. (See Section 2 for the relevant definitions.) The 0-framed knot K represents a spin structure which does not extend over this 4-manifold. We may alter the 4-manifold, without changing the boundary 3-manifold, by a sequence of blow ups, blow downs and handle slides, until the characteristic link corresponding to this spin structure is the empty sublink. The manifold we obtain is a spin 4-manifold. Now if b_2 and σ of the resulting four-manifold violate the inequality of Theorem 1.1, K is not smoothly slice.

The reason we are interested in the obstruction obtained from Theorem 1.1 is twofold. First, we show in Section 3 that our obstruction is able to detect torsion elements in the concordance group; in particular, the obstruction detects the non-sliceness of the figure eight knot. Second, we show that the obstruction is capable of detecting the smooth non-sliceness of topologically slice

knots. We remind the reader that a topologically slice knot is a knot in S^3 which bounds a locally flat disk in D^4 . All the algebraic concordance invariants (e.g. the signature function) vanish for a topologically slice knot.

ACKNOWLEDGEMENTS

We would like to thank Matthew Hedden, Adam Levine, and Yi Ni for insightful conversations and their interest in our work. We would also like to thank Jae Choon Cha, David Kratovich, and Brendan Owens for helpful discussions and their comments on an earlier draft of this paper. Lastly, we thank the referee for useful comments.

2. THE SLICING OBSTRUCTION

In this section we prove Theorem 1.1 and describe how to produce the spin manifolds used to give slicing obstructions. The argument uses Furuta's 10/8 Theorem.

Theorem 2.1. [Fur01, Theorem 1] *Let W be a closed, spin, smooth 4-manifold with an indefinite intersection form. Then*

$$4b_2(W) \geq 5|\sigma(W)| + 8.$$

Note that, by Donaldson's diagonalisation theorem [?], a closed, smooth, spin manifold W can have a definite intersection form only if $b_2(W) = 0$.

Proof of Theorem 1.1. We start by noting that when K is smoothly slice, $S_0^3(K)$ smoothly embeds in S^4 . (See [GL83], for example.) The embedding splits S^4 into two spin manifolds U and V with common boundary $S_0^3(K)$. Since $S_0^3(K)$ has the same integral homology as $S^1 \times S^2$, a straightforward argument using the Mayer-Vietoris sequence shows manifolds U and V will have the same homology as $S^2 \times D^2$ and $S^1 \times D^3$ respectively. In particular both spin structures on the three-manifold extend over V .

Now, as in [Don15, Lemma 5.6], if X is a spin 2-handlebody with $\partial X = \partial V$, let $W = X \cup_{S_0^3(K)} -V$. This will be spin and $\sigma(W) = \sigma(X)$ since $\sigma(V) = 0$. In addition, we have $\chi(W) = \chi(X) = 1 + b_2(X)$. Since $H_1(W, X; \mathbb{Q}) \cong H_1(V, Y; \mathbb{Q}) = 0$ it follows from the exact sequence for the pair (W, X) that $b_1(W) = b_3(W) = 0$. Therefore $b_2(W) = b_2(X) - 1$. The result follows by applying Furuta's theorem in the case $b_2(X) > 1$. \square

The rest of this section provides the background needed to apply the obstruction of Theorem 1.1. We refer the reader to [GS99] for a more detailed discussion on spin manifolds and characteristic links.

Definition 2.2. A manifold X has a spin structure if its stable tangent bundle $TX \oplus \epsilon^k$, where ϵ^k denotes a trivial bundle, admits a trivialization over the 1-skeleton of X which extends over the 2-skeleton. A spin structure is a homotopy class of such trivializations.

It can be shown that the definition does not depend on k for $k \geq 1$. An oriented manifold X admits a spin structure if the second Stiefel-Whitney class vanishes, that is $\omega_2(X) = 0$. An oriented 3-manifold always admits a spin structure, since its tangent bundle is trivial. We remind the reader that any closed, connected, spin 3-manifold (Y, \mathfrak{s}) is the spin boundary of a 4-dimensional spin 2-handlebody. A constructive proof is given in [Kap79].

As described in Section 1 we are interested in 0-surgery on knots. The resulting three-manifold is spin with two spin structures $\mathfrak{s}_0, \mathfrak{s}_1$. Note that one of the spin structures, \mathfrak{s}_0 , extends to the

4-manifold obtained by attaching a 0-framed 2-handle to D^4 along the knot. There is another 2-handlebody (not the one with one 2-handle that \mathfrak{s}_0 extends over) that is also bounded by $S_0^3(K)$ and \mathfrak{s}_1 extends over it. We explain how to construct such a four-manifold in what follows.

Definition 2.3. Let $L = \{K_1, \dots, K_m\}$ be a framed, oriented link in S^3 . The linking number $lk(K_i, K_j)$ is defined as the linking number of the two components if $i \neq j$ and is the framing on K_i if $i = j$. A characteristic link $L' \subset L$ is a sublink such that for each K_i in L , $lk(K_i, K_i)$ is congruent mod 2 to the total linking number $lk(K_i, L')$.

Note that the characteristic links are independent of the choice of orientation of L . A framed link is a Kirby diagram for a 2-handlebody X and the characteristic links are in one-to-one correspondence with spin structures on ∂X . The link components form a natural basis for $H_2(X)$ and the intersection form is given by the linking numbers lk . The empty link is characteristic if and only if this form is even and, since 2-handlebodies are simply connected, this occurs if and only if X is spin. A non-empty characteristic link correspond to a spin structure on the boundary which does not extend. We can remove a characteristic link by modifying the Kirby diagram by handle-slide, blow up and blow down moves until it becomes the empty sublink. These do not change the boundary 3-manifold, but the latter two change the 4-manifold. This process produces a spin 4-manifold where the given spin structure extends.

For convenience, we briefly recall how these moves change the framings in link and the effect on a characteristic link. When a component K_1 with framing n_1 is slid over K_2 with framing n_2 , the new component will be a band sum of K_1 and a parallel copy of K_2 . It will have framing $n_1 + n_2 + 2lk(K_1, K_2)$, where this linking number is computed using orientations on K_1 and K_2 induced by the band. The new component will represent the class of $K_1 + K_2$ in $H_2(X)$. Consequently, if K_1 and K_2 were part of a characteristic link before the slide, the new component will replace them in the new diagram. The most basic blow up move adds a split unknot with framing ± 1 . Each characteristic link will change simply by adding this extra component. A general blow up across r parallel strands consists of first adding a split component and then sliding each of the r strands over it. Therefore blowing up positively (respectively negatively), if the linking of the blow up circle with a component of the Kirby diagram is p , the framing change on that component will be p^2 (respectively $-p^2$). If a blow up curve links a characteristic link non-trivially mod 2 then it does not add any components to the characteristic link. However, if the blow up curve circles $2k$ strands of a characteristic link, it will be added to the characteristic link. Example 3.1 (more specifically, Figure 1(b) and Figure 1(c)) illustrates this. A blow down is the reverse move. Blowing down a component of a characteristic link removes it.

Note that during the process of removing a characteristic link, we do not need to keep track of the whole Kirby diagram. Instead, we need only keep the information about the characteristic link and its framings, along with b_2 and σ . This is straightforward to do by counting the number of blow ups and blow downs with their signs.

2.1. Obtaining a spin 4-manifold bounded by $S_0^3(K)$. The argument above suggests that Theorem 1.1 can give slicing obstructions for a knot K that can be “efficiently” unknotted by a sequence of blow-ups. If the characteristic link is an unknot, the framing can be transformed to ± 1 by further blow ups (along meridians) and then we may blow down to get an empty characteristic link.

We finish this section by showing how Theorem 1.1 can be used to prove that positive $(p, kp \pm 1)$ torus knots are not smoothly slice for odd $p \geq 3$ ¹. Given a zero framed positive $(p, kp \pm 1)$ torus knot, we first blow up k times negatively around p parallel strands. Each will introduce a negative full twist and, since p is odd, the characteristic link will be a $-kp^2$ framed unknot. Blowing up $kp^2 - 1$ times positively along meridians and blowing down once negatively will give us a spin manifold X . This sequence used k negative blow ups, $kp^2 - 1$ positive blow ups and one negative blow down so we see $b_2(X) = 1 + k + kp^2 - 1 - 1 = kp^2 + k - 1$ and $\sigma(X) = -k + kp^2 - 1 + 1 = kp^2 - k$. Now, $4b_2(X) - 5|\sigma(X)| - 12 = -kp^2 + 9k - 16 < 0$, and so such knots are not slice.

3. EXAMPLES

The obstruction from Theorem 1.1 is able to detect knots with order two in the smooth concordance group and can also be used to obstruct topologically slice knots from being smoothly slice. This section describes examples which illustrate each of these properties.

3.1. Figure eight knot.

Example 3.1. *The knot 4_1 is not slice.*

This knot is shown in Figure 1(a). Start with the manifold obtained by attaching a 0-framed 2-handle to D^4 along 4_1 . Blow up the manifold twice as indicated in Figure 1(b). Sliding one of the two blow up curves over the other results in the diagram in Figure 1(c). The characteristic link is a split link whose components are a 0-framed trefoil and a -2 -framed unknot.

Figure 1(d) shows just the characteristic link. Blowing up negatively once more changes the characteristic link to a 2-component unlink with framings -2 and -9 as in Figure 1(e). This is inside a 4-manifold with signature -3 and second Betti number 4. Positively blowing up meridians nine times changes both framings in the characteristic link to -1 and blowing down each of them results in a spin manifold. Counting blow-up and blow-down moves, we see that the signature of this spin manifold is $+8$ and the second Betti number is 11. Theorem 1.1 then applies.

This example shows that Theorem 1.1 may obstruct sliceness of K but not of $K\#K$. The following result describes how the obstruction behaves with respect to connected sums. For any knot K , let \mathfrak{s}_1 denote the spin structure on $S_0^3(K)$ which does not extend over the 4-manifold produced by attaching a 0-framed 2-handle to D^4 along K .

Proposition 3.2. *Let K_1, K_2 be knots and X_i be a smooth spin 2-handlebody with boundary $(S_0^3(K_i), \mathfrak{s}_1)$ for $i = 1, 2$.*

There is a smooth spin 2-handlebody X with $\partial X = (S_0^3(K_1\#K_2), \mathfrak{s}_1)$, $\sigma(X) = \sigma(X_1) + \sigma(X_2)$ and $b_2(X) = b_2(X_1) + b_2(X_2) + 1$.

Proof. Let W be the 2-handle cobordism from $Y = S_0^3(K_1)\#S_0^3(K_2)$ to $S_0^3(K_1\#K_2)$ illustrated in Figure 2. Let X be the manifold constructed by attaching W to $X_1\natural X_2$ along Y .

The characteristic link for the spin structure \mathfrak{s}_1 in Y is the knot $K_1\#K_2$ and, since the new 2-handle has linking zero with this component, there is a spin structure on W which restricts to $\mathfrak{s}_1\#\mathfrak{s}_1$ on Y and \mathfrak{s}_1 on $S_0^3(K_1\#K_2)$. Consequently, X extends the correct spin structure on its boundary.

¹There are many ways to show that positive torus knots are not smoothly slice. Our goal in presenting this example is to show that our obstruction works well with *generalized twisted torus knots*, which are, roughly speaking, torus knots where there are full-twists between adjacent strands. See Figure 3 for an example of a generalized twisted torus knot.

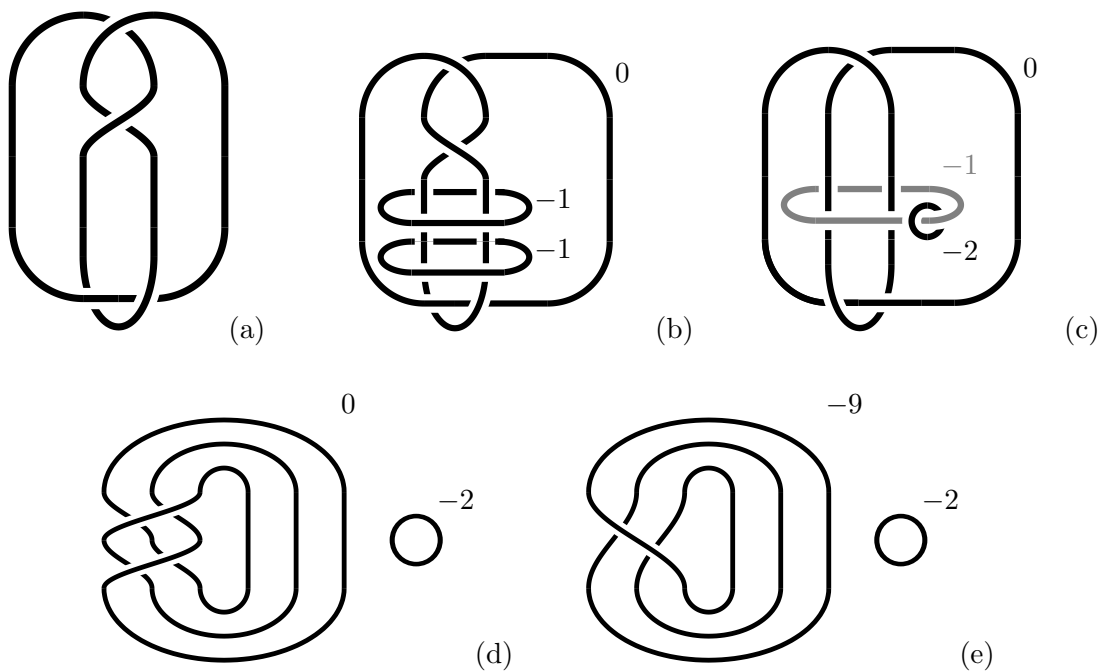


FIGURE 1. A sequence of blow up and blow downs showing that $S_0^3(4_1)$ bounds a spin manifold with $b_2 = 11$ and $\sigma = 8$. The characteristic link at each stage is specified by darker curves.

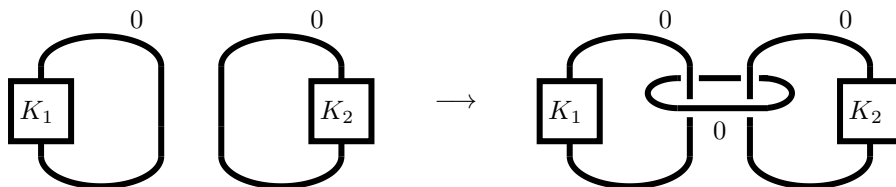


FIGURE 2. 2-handle cobordism $W : S_0^3(K_1) \# S_0^3(K_2) \rightarrow S_0^3(K_1 \# K_2)$.

It is easy to see that $\sigma(W) = 0$ and so $\sigma(X) = \sigma(X_1) + \sigma(X_2)$. Since X_1, X_2 and X are all 2-handlebodies

$$b_2(X) = \chi(X) - 1 = \chi(X_1 \natural X_2) + \chi(W) - 1 = 1 + b_2(X_1) + b_2(X_2).$$

□

Remark 3.3. The signature of any spin manifold with spin boundary $(S_0^3(K), \mathfrak{s}_1)$ is $8 \operatorname{Arf} K \pmod{16}$, where $\operatorname{Arf} K$ is the Arf invariant of the knot K . (See [Sav02].) Note that after removing the characteristic link, to get to a spin manifold bounded by the 0-surgery on K , the signature must be a multiple of 8.

3.2. A topologically slice example. Let K be the knot shown in Figure 3. A straightforward calculation of the Alexander polynomial shows that $\Delta_K(t) = 1$ and so K is topologically slice. See [?, 11.7B Theorem], [?, Theorem 7]. See also [?, Appendix A] and [?].

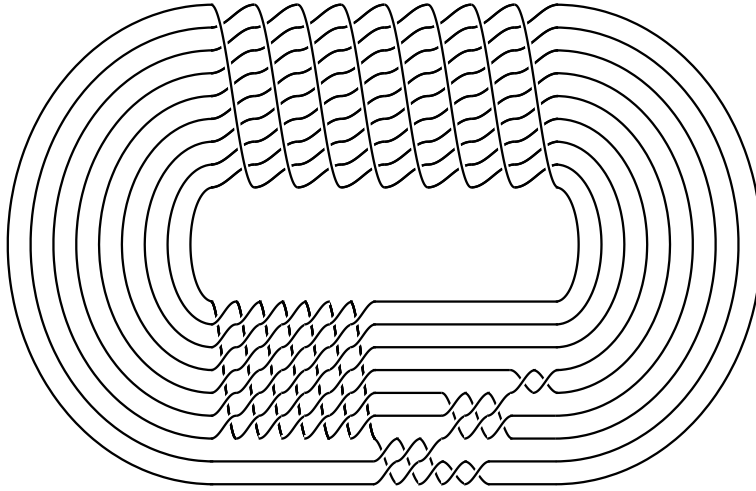


FIGURE 3. A topologically slice knot obtained as the closure of the braid word $(\sigma_8\sigma_7\dots\sigma_1)^8(\sigma_3\sigma_4\dots\sigma_8)^{-7}(\sigma_1\sigma_2)^{-3}\sigma_1^{-2}(\sigma_3\sigma_4)^{-3}\sigma_5^{-2}$.

Example 3.4. K is not smoothly slice.

Add a 0-framed 2-handle to ∂D^4 along K and then blow up three times around the sets of strands indicated in Figure 4. Blow up negatively across nine strands on the top and positively across five and seven strands on the bottom of the diagram. This gives a manifold with signature 1 and second Betti number 4. The characteristic link has one component, as shown in Figure 5, with framing -7 . An isotopy verifies that this knot is 4_1 .

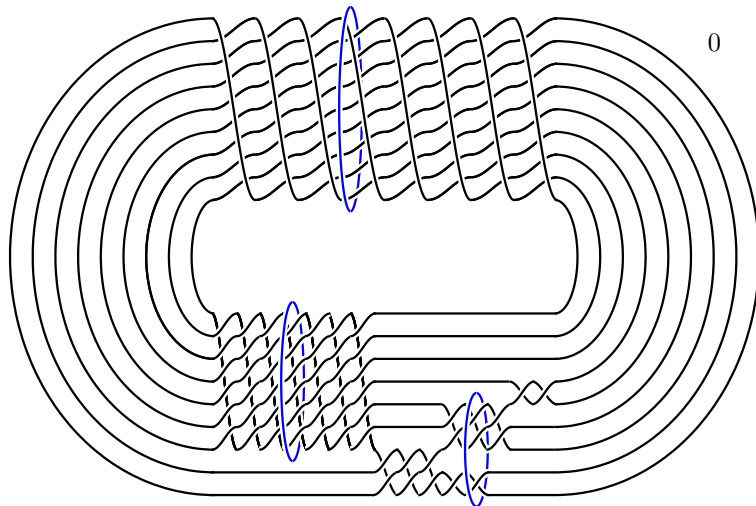
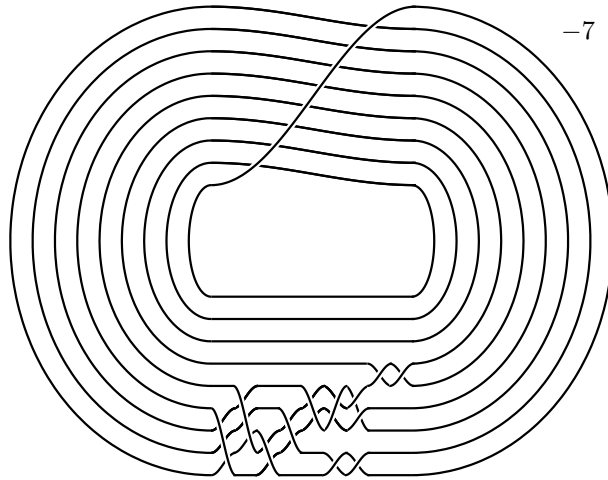


FIGURE 4. K can be simplified by blowing up along the blue curves with appropriate signs. Note that none of the blue curves will be part of the characteristic link.

Following the procedure from Example 3.1, we may blow up negatively three times to produce a characteristic link which is a two-component unlink with framings -2 and -16 in a manifold with

FIGURE 5. Characteristic link is a -7 -framed figure-eight.

$\sigma = -2$ and $b_2 = 7$. Blow up meridional curves of this unlink until the framing coefficients are both -1 , then blow down the resulting -1 -framed unlink. This yields a spin manifold with signature 16 and second Betti number 21. Therefore, by Theorem 1.1, K is non-slice.

Note that Figure 3 presents K as a generalized twisted torus knot. It is the closure of a braid formed by taking a $(9, 8)$ torus knot and then adding negative full twists on seven strands, then on non-adjacent sets of three strands and finally a pair of negative clasps. The obstruction from Theorem 1.1 is generally easier to apply to knots like this because they can be unknotted efficiently by blowing up to remove full twists. For many twisted torus knots this provides a slicing obstruction which is often more easily computable than the signature function.

It would be interesting to find other examples where this obstruction applies. It may be able to obstruct smooth sliceness for Whitehead doubles. To apply Theorem 1.1, we need the sequence of blow-up moves to predominantly involve blow-ups of the same sign. However, at least for the standard diagrams of Whitehead doubles, it is not easy to see how to do this. Similarly, it should be possible to detect other torsion elements of the knot concordance group. Example 3.1 demonstrates this in principle but it would be interesting to obtain new examples of torsion elements.

REFERENCES

- [BL02] Christian Bohr and Ronnie Lee, *Homology cobordism and classical knot invariants*, Comment. Math. Helv. **77** (2002), no. 2, 363–382.
- [Don15] Andrew Donald, *Embedding Seifert manifolds in S^4* , Trans. Amer. Math. Soc. **367** (2015), no. 1, 559–595.
- [Fre82] Michael H. Freedman, *A surgery sequence in dimension four; the relations with knot concordance*, Invent. Math. **68** (1982), 195–226.
- [Fur01] M. Furuta, *Monopole equation and the $\frac{11}{8}$ -conjecture*, Math. Res. Lett. **8** (2001), no. 3, 279–291.
- [GL83] Patrick M. Gilmer and Charles Livingston, *On embedding 3-manifolds in 4-space*, Topology **22** (1983), no. 3, 241–252.
- [GS99] Robert E. Gompf and András I. Stipsicz, *4-manifolds and Kirby calculus*, Graduate Studies in Mathematics, vol. 20, American Mathematical Society, Providence, RI, 1999.
- [Hom14] Jennifer Hom, *Bordered Heegaard Floer homology and the tau-invariant of cable knots*, J. Topol. **7** (2014), no. 2, 287–326.
- [Kap79] Steve J. Kaplan, *Constructing framed 4-manifolds with given almost framed boundaries*, Trans. Amer. Math. Soc. **254** (1979), 237–263.
- [Kho00] Mikhail Khovanov, *A categorification of the Jones polynomial*, Duke Math. J. **101** (2000), no. 3, 359–426.

- [Lic97] W. B. Raymond Lickorish, *An introduction to knot theory*, Graduate Texts in Mathematics, vol. 175, Springer-Verlag, New York, 1997.
- [OSS14] Peter Ozsváth, András I Stipsicz, and Zoltán Szabó, *Concordance homomorphisms from knot Floer homology*, preprint (2014), arXiv:1407.1795.
- [OS03] Peter Ozsváth and Zoltán Szabó, *Knot Floer homology and the four-ball genus*, *Geom. Topol.* **7** (2003), 615–639.
- [OS04a] ———, *Holomorphic disks and three-manifold invariants: properties and applications*, *Ann. of Math. (2)* **159** (2004), no. 3, 1159–1245.
- [OS04b] ———, *Holomorphic disks and topological invariants for closed three-manifolds*, *Ann. of Math. (2)* **159** (2004), no. 3, 1027–1158.
- [Ras03] Jacob Rasmussen, *Floer homology and knot complements*, PhD Thesis, Harvard University (2003).
- [Ras10] ———, *Khovanov homology and the slice genus*, *Invent. Math.* **182** (2010), no. 2, 419–447.
- [Sav02] Nikolai Saveliev, *Invariants for homology 3-spheres*, *Encyclopaedia of Mathematical Sciences*, vol. 140, Springer-Verlag, Berlin, 2002.

DEPARTMENT OF MATHEMATICS, MICHIGAN STATE UNIVERSITY, EAST LANSING, MI 48824
E-mail address: adonald@math.msu.edu

MATHEMATICS DEPARTMENT, CALIFORNIA INSTITUTE OF TECHNOLOGY, PASADENA, CA 91125
E-mail address: vafaee@caltech.edu