

Envelopes of α -sections

N. Chevallier, A. Fruchard, and C. Vilcu

Abstract

Let K be a planar convex body of area $|K|$, and take $0 < \alpha < 1$. An α -section of K is a line cutting K into two parts, one of which has area $\alpha|K|$. This article presents a systematic study of the envelope of α -sections and its dependence on α . Several open questions are asked, one of them in relation to a problem of fair partitioning.

Keywords: Convex body, alpha-section, envelope, floating body, fair partitioning.

MSC Classification: 52A10, 52A38, 51M25, 51M04

1 Introduction

In this paper, unless explicitly stated otherwise, K denotes a convex body in the Euclidean plane E ; i.e., a compact convex subset of E with nonempty interior. Let ∂K denote the boundary of K and $|K|$ its area. Given $\alpha \in]0, 1[$, an α -section of K is an oriented line $\Delta \subset E$ cutting K into two parts, one to the right, denoted by K^- , of area $|K^-| = \alpha|K|$, and the other to the left, K^+ , of area $|K^+| = (1 - \alpha)|K|$; here K^\pm are compact sets, thus $K^+ \cap K^- = \Delta \cap K$.

Denote by K_α the intersection of all K^+ and call it the α -core of K ; denote by m_α the envelope of all α -sections of K .

The purpose of this article is to study m_α and its relation to the α -core. We refer to Sections 6-7 for formal statements, and give in this introductory section an informal presentation. Since K_α is empty for $\alpha > \frac{1}{2}$, we will often implicitly assume $\alpha \leq \frac{1}{2}$ when dealing with α -cores. The situation depends essentially upon whether K is centrally symmetric (we will say ‘symmetric’ in the sequel, for short) or not. Precisely, we prove the following statements.

If K is symmetric then one has $m_\alpha = \partial K_\alpha$ for all $\alpha \in]0, \frac{1}{2}[$. Moreover, we have the following equivalence: the envelope m_α is of class \mathcal{C}^1 for all $\alpha \in]0, \frac{1}{2}[$ if and only if K is strictly convex.

If K is non-symmetric then we cannot have $m_\alpha = \partial K_\alpha$ for all $\alpha \in]0, \frac{1}{2}[$, because m_α exists for all α , whereas K_α is empty for α close enough to $\frac{1}{2}$. More precisely, there exists a critical value $\alpha_B \in [0, \frac{1}{2}[$ such that for all $\alpha \in]0, \alpha_B]$ we have $m_\alpha = \partial K_\alpha$, and for all $\alpha \in]\alpha_B, \frac{1}{2}[$ we have $m_\alpha \not\supseteq \partial K_\alpha$.

The case $\alpha_B = 0$ can occur, e.g., if there exists a triangle containing K with an edge entirely contained in ∂K . We also prove that m_α is never of class \mathcal{C}^1 for $\alpha \in]\alpha_B, \frac{1}{2}[$, and that m_α is of class \mathcal{C}^1 for all $\alpha \in]0, \alpha_B[$ if and only if ∂K does not contain two parallel segments. As a by-product, we obtain the following characterization: A convex body K is non-symmetric if and only if there exists a triangle containing more than half of K (in area), with one side entirely in K and the two others disjoint from the interior of K .

Concerning the α -core, we prove that there is another critical value, $\alpha_K \in [\frac{4}{9}, \frac{1}{2}]$, such that if $0 < \alpha < \alpha_K$ then K_α is strictly convex with nonempty interior, if $\alpha = \alpha_K$ then K_α is reduced to one point, and if $\alpha_K < \alpha < 1$ then K_α is empty. We emphasize that, when K_α is a point, this point is *not* necessarily the mass center of K , see Section 8.9. The value $\alpha_K = \frac{1}{2}$ occurs if and only if K is symmetric and the value $\alpha_K = \frac{4}{9}$ occurs if and only if K is a triangle.

A similar study, for secants between parallel supporting lines to K , whose distances to the corresponding lines make a ratio of $\alpha/(1-\alpha)$, is the subject of *(ir)reducibility theory* of convex bodies. There too, the envelope of those secants is sometimes different from the intersection of the half-planes they are defining; and there exists a ratio, called critical, for which the later object is reduced to a point. See for example [14, 18, 32].

Our paper is closely related to previous works about slicing convex bodies, outer billiards (also called *dual billiard*), floating bodies, and fair (or equi-) partitioning. It is also related to continuous families of curves in the sense of Grünbaum, see Section 8.8 and the references therein. There is a vast literature on these subjects; we refer in the following to very few articles, and briefly present even fewer, that we find particularly relevant for our study. Further references can be found in those papers.

Generalizing previous results on common tangents and common transversals to families of convex bodies [2], [6], J. Kincses [17] showed that, for any *well-separated* family of strictly convex bodies, the space of α -sections is diffeomorphic to \mathbb{S}^{d-k} .

A *billiard table* is a planar strictly convex body K . Choose a starting point x outside the table and one of the two tangents through x to K , say the right one, denoted by D ; the image $T(x)$ of x by the *billiard map* T is the point symmetric of x with respect to the tangency point $D \cap \partial K$. A *caustic* of the billiard is an invariant curve (an invariant torus in the terminology of the KAM theory). The link between outer billiards and α -sections is the following: If K is the envelope of α -sections of a convex set bounded by a curve L , for some α , then L is a caustic for the outer billiard of table K , *cf. e.g.* [11].

Outer billiards have been considered by several authors, such as J. Moser [22], V. F. Lazutkin [19], E. Gutkin and A. Katok [13], D. Fuchs and S. Tabachnikov [11], S. Tabachnikov [29]. Therefore, it is natural that several authors considered envelopes of α -sections in the framework of outer billiard, see *e.g.*, Lecture 11 of the book of D. Fuchs and S. Tabachnikov [11], and references therein. Besides those studies, the envelope of α -sections seems to be scarcely studied.

With our notation, the set $K_{[\alpha]}$ bounded by m_α was called *floating body* of K and its study goes back to C. Dupin, see [9, 33]. On the other hand, our “ α -core” K_α was introduced by C. Schütt and E. Werner [25] and studied in a series of papers [25, 26, 28, 33]. under the name of *convex floating body*. For convex bodies K in \mathbb{R}^d and for α small enough, they gave estimates for $\text{vol}_n(K) - \text{vol}_n(K_{[\alpha]})$ and for $\text{vol}_n(K) - \text{vol}_n(K_\alpha)$, in relation to the affine surface area and to polygonal approximations. M. Meyer and S. Reisner [21] proved in arbitrary dimension that K is symmetric if and only if $m_\alpha = \partial K_\alpha$ for any $\alpha \in]0, \frac{1}{2}[$. They also prove that m_α is smooth if K is strictly convex. A. Stancu [28] considered convex bodies $K \subset \mathbb{R}^d$ with boundary of class $\mathcal{C}^{\geq 4}$, and proved that there exists $\delta_K > 0$ such that K_δ is homothetic to K , for some $\delta < \delta_K$, if and only if K is an ellipsoid.

The terminology of “(convex) floating body” is very suggestive for the floating theory in mathematical physics. For our study however, considering its close connections to α -sections and fair partitioning, it seems more natural to use the term of “ α -core”.

Some of our results, essentially Proposition 4.1, are known and already published. In that case we mention references after the statement. For the sake of self-containedness, however, we will provide complete proofs.

We end the paper with several miscellaneous results and open questions. Our main

conjecture is as follows: If $K \subseteq L$ are two convex bodies and $\alpha \in]0, \frac{1}{2}[$, then there exists an α -section of L which either does not cross the interior of K , or is a β -section of K for some $\beta \leq \alpha$. The conjecture has been recently proven in the case of planar convex bodies, see [10].

There are two reasons which motivated us to undertake this systematic study of α -sections and their envelopes. First, we found only one reference which focuses especially on the envelope of α -sections, Lecture 11 of the nice book [11], which is a simplified approach. Although the results contained in the present article seem natural, and the proofs use only elementary tools and are most of the time simple, we hope that our work will be helpful in clarifying the things.

Our second motivation for studying α -sections and their envelope was a problem of fair partitioning of a pizza. What we call a *pizza* is a pair of planar convex bodies $K \subseteq L$, where L represents the *dough* and K the *topping* of the pizza. The problem of fair partitioning of convex bodies in n pieces is a widely studied topic, see e.g. [1, 3, 4, 5, 15, 16, 24, 27]. Nevertheless, to our knowledge, our way of cutting has never been considered: We use a succession of double operations: a cut by a *full* straight line, followed by a Euclidean move of one of the resulting pieces; then we repeat the procedure. The final partition is said to be *fair* if each resulting slice has the same amount of K and the same amount of L . The result of [10] is the following: Given an integer $n \geq 2$, there exists a fair partition of *any* pizza (K, L) into n parts if and only if n is even.

2 Notation, conventions, and preliminaries

The notation \mathbb{S}^1 stands for the standard unit circle, $\mathbb{S}^1 := \mathbb{R}/(2\pi\mathbb{Z})$, endowed with its usual metric $d(\theta, \theta') = \min\{|\tau - \tau'|; \tau \in \theta, \tau' \in \theta'\}$. On \mathbb{S}^1 we use the notation: $\theta \leq \theta'$ if there exist $\tau \in \theta, \tau' \in \theta'$ such that $\tau \leq \tau' < \tau + \pi$; it is not an order because it is not transitive.

Given $\theta \in \mathbb{S}^1$, let $\vec{u}(\theta)$ denote the unit vector of direction θ , $\vec{u}(\theta) = (\cos \theta, \sin \theta)$. For convenience, we add arrows $\vec{}$ on vectors. Unless explicitly specified otherwise, all derivatives will be with respect to θ , hence e.g., $\vec{u}'(\theta) = \frac{d\vec{u}}{d\theta}(\theta) = (-\sin \theta, \cos \theta)$ is the unit vector orthogonal to $\vec{u}(\theta)$ such that the frame $(\vec{u}(\theta), \vec{u}'(\theta))$ is counterclockwise.

Given an oriented straight line Δ in the plane, Δ^+ denotes the *closed* half-plane on the left bounded by Δ , and Δ^- is the closed half-plane on the right. We identify oriented straight lines with points of the cylinder $\mathbf{C} = \mathbb{S}^1 \times \mathbb{R}$, associating each pair $(\theta, t) \in \mathbf{C}$ to the line oriented by $\vec{u}(\theta)$ and passing at the signed distance t from the origin. In other words, the half-plane Δ^+ is given by $\Delta^+ = \{x \in \mathbb{R}^2; \langle x, \vec{u}'(\theta) \rangle \geq t\}$. We endow \mathbf{C} with the natural distance $d((\theta, t), (\theta', t')) = (d(\theta, \theta')^2 + |t - t'|^2)^{1/2}$.

Given $\alpha \in]0, 1[$, an α -section of K is an oriented line Δ such that $|\Delta^- \cap K| = \alpha|K|$.

For all $\alpha \in]0, 1[$ and all $\theta \in [0, 2\pi[$, there exists a unique α -section of K of direction θ ; it will be denoted by $\Delta(\alpha, \theta)$. This defines a continuous function $\Delta :]0, 1[\times \mathbb{S}^1 \rightarrow \mathbf{C}$. We obviously have the symmetry

$$\Delta^\pm(1 - \alpha, \theta) = \Delta^\mp(\alpha, \theta + \pi). \quad (1)$$

For $0 < \alpha \leq \frac{1}{2}$, we call α -core of K , and denote by K_α , the intersection of all left half-planes bounded by α -sections:

$$K_\alpha = \bigcap_{\theta \in \mathbb{S}^1} \Delta^+(\alpha, \theta).$$

It is a compact convex subset of the plane, possibly reduced to one point or empty.

Let $\Delta = \Delta(\alpha, \theta)$ be an α -section of K of direction $\vec{u} = \vec{u}(\theta)$, and let b, c denote the endpoints of the chord $\Delta \cap K$, with \vec{bc} having the orientation of \vec{u} (i.e., the scalar product $\langle \vec{bc}, \vec{u} \rangle$ is positive), see Figure 1.

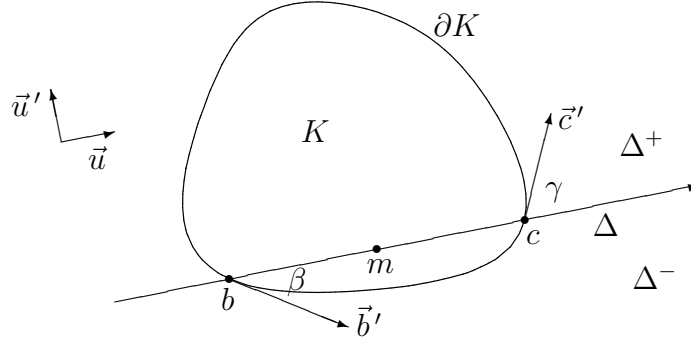


Figure 1: Some notation

Let $m = \frac{1}{2}(b + c)$ denote the midpoint of the chord bc . Let h denote the half-length of bc ; hence we have $b = m - h\vec{u}$ and $c = m + h\vec{u}$. The functions b, c, m and h are continuous with respect to α and θ . As we will see in the proof of Proposition 4.1, they are also left- and right-differentiable with respect to θ at each $\theta_0 \in \mathbb{S}^1$, e.g., the following limit exists (with the convention $\theta \rightarrow \theta_0^-$ for $\theta \rightarrow \theta_0, \theta < \theta_0$)

$$\vec{b}'_l(\theta_0) = \lim_{\theta \rightarrow \theta_0^-} \frac{1}{\theta - \theta_0} (b(\alpha, \theta) - b(\alpha, \theta_0)),$$

and similarly for $\vec{b}'_r, \vec{c}'_l, \vec{c}'_r$. They are also left- and right-differentiable with respect to α , but we will not use this fact.

We say that b is a *regular point* of ∂K (regular for short) if there is a unique supporting line to K at b (i.e., $\vec{b}'_l = \vec{b}'_r$); otherwise we call b a *corner point* of ∂K (a *corner* for short).

If b is regular then $\beta = \widehat{(\vec{b}', \vec{u})} \in]0, \pi[$ denotes the angle between the tangent to ∂K at b and Δ . If b is a corner then $\beta_l = \widehat{(\vec{b}'_l, \vec{u})}$, resp. $\beta_r = \widehat{(\vec{b}'_r, \vec{u})}$, is the angle between the left-tangent, resp. right-tangent, to ∂K at b and Δ . Similarly, let $\gamma = \widehat{(\vec{u}, \vec{c}')} \in]0, \pi[$ (if c is regular), resp. γ_l, γ_r (if c is a corner), be the angle between Δ and the tangent, resp. left-tangent, right-tangent, to ∂K at c , see Figure 1.

For a fixed α , the values of θ such that $b(\alpha, \theta)$ or $c(\alpha, \theta)$ (or both) is a corner will be called *singular*; those for which both b and c are regular will be called *regular*.

Observe that we always have $\beta_r \leq \beta_l$ and $\gamma_l \leq \gamma_r$, with equality if and only if b , resp. c , is regular. Also observe the following fact.

$$b \text{ and } c \text{ admit parallel supporting lines if and only if } \beta_r + \gamma_l \leq \pi \leq \beta_l + \gamma_r. \quad (2)$$

Finally, observe that the angle between \vec{b}' , (resp. \vec{b}'_l, \vec{b}'_r) and the axis of abscissae is equal to $\theta - \beta(\alpha, \theta)$ (resp. $\theta - \beta_l(\alpha, \theta), \theta - \beta_r(\alpha, \theta)$). Since these angles are increasing and intertwining functions of θ , we have the following statement.

$$\text{If } \theta < \theta' \text{ then } \theta - \beta_l(\alpha, \theta) \leq \theta - \beta_r(\alpha, \theta) \leq \theta' - \beta_l(\alpha, \theta') \leq \theta' - \beta_r(\alpha, \theta').$$

It follows that

$$\lim_{\theta \rightarrow \theta_0^+} \beta_l(\alpha, \theta) = \lim_{\theta \rightarrow \theta_0^+} \beta_r(\alpha, \theta) = \beta_r(\alpha, \theta_0) \leq \beta_l(\alpha, \theta_0) = \lim_{\theta \rightarrow \theta_0^-} \beta_l(\alpha, \theta) = \lim_{\theta \rightarrow \theta_0^-} \beta_r(\alpha, \theta), \quad (3)$$

and similarly

$$\lim_{\theta \rightarrow \theta_0^-} \gamma_l(\alpha, \theta) = \lim_{\theta \rightarrow \theta_0^-} \gamma_r(\alpha, \theta) = \gamma_l(\alpha, \theta_0) \leq \gamma_r(\alpha, \theta_0) = \lim_{\theta \rightarrow \theta_0^+} \gamma_l(\alpha, \theta) = \lim_{\theta \rightarrow \theta_0^+} \gamma_r(\alpha, \theta). \quad (4)$$

In a same way we have

$$\begin{aligned} \text{If } \alpha < \alpha' \text{ then } \beta_r(\alpha, \theta) &\leq \beta_l(\alpha, \theta) \leq \beta_r(\alpha', \theta) \leq \beta_l(\alpha', \theta) \\ \text{and } \gamma_l(\alpha, \theta) &\leq \gamma_r(\alpha, \theta) \leq \gamma_l(\alpha', \theta) \leq \gamma_r(\alpha', \theta). \end{aligned} \quad (5)$$

As a consequence,

$$\begin{aligned} \lim_{\alpha \rightarrow \alpha_0^-} \beta_l(\alpha, \theta) &= \lim_{\alpha \rightarrow \alpha_0^-} \beta_r(\alpha, \theta) = \beta_r(\alpha_0, \theta) \leq \beta_l(\alpha_0, \theta) = \lim_{\alpha \rightarrow \alpha_0^+} \beta_l(\alpha, \theta) = \lim_{\alpha \rightarrow \alpha_0^+} \beta_r(\alpha, \theta), \\ \lim_{\alpha \rightarrow \alpha_0^-} \gamma_l(\alpha, \theta) &= \lim_{\alpha \rightarrow \alpha_0^-} \gamma_r(\alpha, \theta) = \gamma_l(\alpha_0, \theta) \leq \gamma_r(\alpha_0, \theta) = \lim_{\alpha \rightarrow \alpha_0^+} \gamma_l(\alpha, \theta) = \lim_{\alpha \rightarrow \alpha_0^+} \gamma_r(\alpha, \theta). \end{aligned}$$

All these elements $b, c, m, h, \beta, \gamma$ can be considered as functions of both α and θ . Nevertheless, as already said, all derivatives are with respect to θ .

Let $v = v(\alpha, \theta)$ be the scalar product $v = \langle \vec{m}', \vec{u} \rangle \in \mathbb{R}$. If v has a discontinuity, then v_l and v_r denote its corresponding left and right limits. As we will see, \vec{m}' is always collinear to \vec{u} , hence v is the “signed norm” of \vec{m}' . We will also see that v has discontinuities only if b or c (or both) is a corner. Since we chose θ as parameter, we will also see that v is the signed radius of curvature of the curve m , but we prefer to refer to it as the *velocity* of the current point m of the envelope. The symmetry (1) gives $m(\alpha, \theta + \pi) = m(1 - \alpha, \theta)$, hence $\vec{m}'(\alpha, \theta + \pi) = \vec{m}'(1 - \alpha, \theta)$. Since $\vec{u}(\theta + \pi) = -\vec{u}(\theta)$, we obtain

$$v_l(\alpha, \theta + \pi) = -v_l(1 - \alpha, \theta) \quad \text{and} \quad v_r(\alpha, \theta + \pi) = -v_r(1 - \alpha, \theta). \quad (6)$$

Our last notation is V for the segment of endpoints v_l and v_r ; i.e., $V = [v_l, v_r]$ if $v_l \leq v_r$, $V = [v_r, v_l]$ otherwise. Formulae (6) yield

$$V(\alpha, \theta + \pi) = -V(1 - \alpha, \theta). \quad (7)$$

3 A “digressing tour”

Before carrying on α -sections, we would like to digress for a moment in a more general framework. The notion and results of this section are elementary and probably already known, but we did not find any reference in the literature. They can be considered as exercises in a graduate course on planar curves.

Recall that a *ruled function* (or *regulated function*) $R : \mathbb{S}^1 \rightarrow \mathbb{R}$ is the uniform limit of piecewise constant functions. It is equivalent to saying that R admits a left- and a right-limit, denoted below by R_l and R_r , at each point of \mathbb{S}^1 , see e.g., [8]. Recall also our notation $\vec{u}(\theta) = (\cos \theta, \sin \theta)$.

Definition 3.1 . (a) A *tour* is a planar curve parametrized by its tangent. More precisely, we call $m : \mathbb{S}^1 \rightarrow \mathbb{R}^2$ a *tour* if m is continuous, has a left- and a right-derivative at each point of \mathbb{S}^1 , and if there exists a ruled function $R : \mathbb{S}^1 \rightarrow \mathbb{R}$ such that $\vec{m}'_l(\theta) = R_l(\theta)\vec{u}(\theta)$ and $\vec{m}'_r(\theta) = R_r(\theta)\vec{u}(\theta)$.

(b) The *core* $K = K(m)$ of a tour m is the intersection of all left half-planes delimited by all tangents to m oriented by \vec{u} , i.e., $K = \bigcap_{\theta \in \mathbb{S}^1} D^+(\theta)$, where $D(\theta) = m(\theta) + \mathbb{R}\vec{u}(\theta)$.

Tours are not necessarily simple curves. The case $m(\theta) = m(\theta + \pi)$ gives rise to a *double half-tour*. This is the case e.g. for the envelope of half-sections of a planar convex body.

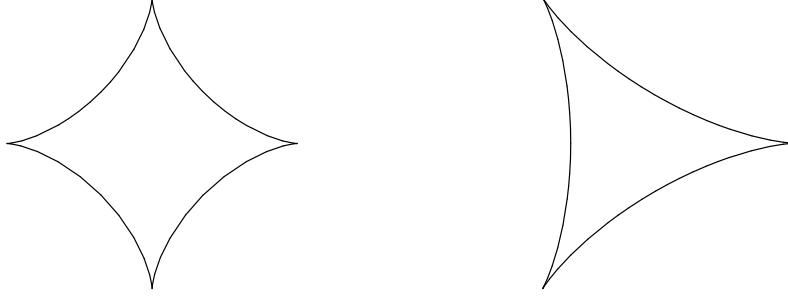


Figure 2: Some (double half-)tours: Left the astroid, right the deltoid. The astroid cannot be an envelope of an α -section of a planar convex body; the deltoid is probably such a half-section, although we ignore how to prove it.

Proposition 3.2 . *Let m be a tour, with associated ruled function R , and let m^* denote its image in the plane: $m^* = m(\mathbb{S}^1)$.*

- (a) *For each $\theta \in \mathbb{S}^1$, $R_l(\theta)$, resp. $R_r(\theta)$, is the signed left-, resp. right-radius of curvature of m^* at $m(\theta)$.*
- (b) *If R_l and R_r do not vanish on \mathbb{S}^1 , then m^* is a \mathcal{C}^1 submanifold of the plane.*
- (c) *Conversely, if there exist $\theta_1 \leq \theta_2 \leq \theta_1 + \pi \in \mathbb{S}^1$ such that the product $R_r(\theta_1)R_l(\theta_2)$ is negative, then there exists $\theta_3 \in [\theta_1, \theta_2]$ such that m^* is not of class \mathcal{C}^1 at $m(\theta_3)$.*
- (d) *The core K of m is either empty, or a point, or a strictly convex body.*
- (e) *The boundary of the core, ∂K , is included in m^* . Moreover, ∂K and m^* coincide if and only if the functions R_l and R_r are nonnegative on \mathbb{S}^1 .*

Remarks.

1. In the context of convex floating bodies, the statement (d) above is already known, also in arbitrary dimension, see e.g. Prop. 1 (iv) and (v) in [33] or Theorem 3 in [21].
2. In the case where R vanishes without changing of sign, m^* may, or may not, be of class \mathcal{C}^1 .

Proof. (a) Let s denote the curvilinear abscissa on m from some starting point, say $m(0)$. We have $s(\theta) = \int_0^\theta R_l(\tau) d\tau = \int_0^\theta R_r(\tau) d\tau$. Locally, if $R_l(\theta_0)$ and $R_r(\theta_0)$ are nonzero, then the tangent of m at $m(\theta_0)$ is $\vec{u}(\theta_0)$ and we have

$$\left(\frac{d\vec{u}}{ds}\right)_{l/r}(\theta_0) = \frac{d\vec{u}}{d\theta} \left(\frac{d\theta}{ds}\right)_{l/r}(\theta_0) = \frac{1}{R_{l/r}(\theta_0)} \vec{u}'(\theta_0).$$

- (b) If R_l and R_r do not vanish, then s is a homeomorphism (with inverse homeomorphism denoted θ for convenience) and $m(\theta(s)) = m(0) + \int_0^s \vec{u}(\theta(t)) dt$, with \vec{u} and θ continuous, i.e., $m \circ \theta$ is of class \mathcal{C}^1 .

- (c) We may assume, without loss of generality, that $R_r(\theta_1) > 0$ and $R_l(\theta_2) < 0$. If $\theta_1 = \theta_2$ then $m(\theta_1)$ is a cusp (i.e., a point with one half-tangent), hence m^* is not \mathcal{C}^1 at $m(\theta_1)$. In the sequel we assume $\theta_1 < \theta_2$. Consider $E = \{\theta \in [\theta_1, \theta_2] ; R_r(\theta) > 0\}$. Let $\theta_3 = \sup E$. Since $0 > R_l(\theta_2) = \lim_{\theta \rightarrow \theta_2^-} R_l(\theta) = \lim_{\theta \rightarrow \theta_2^-} R_r(\theta)$, we have $\theta \notin E$ for $\theta < \theta_2$, θ close enough

to θ_2 . In the same manner, we have $\theta \in E$ if $\theta > \theta_1$, θ close enough to θ_1 . Therefore, we have $\theta_1 < \theta_3 < \theta_2$.

Now two cases may occur. If there exists $\theta_4 > \theta_3$, such that R vanishes on the whole interval $] \theta_3, \theta_4[$, then m is constant on $[\theta_3, \theta_4]$. We assume $\theta_4 \leq \theta_2$ maximal with this property. By contradiction, if m^* is \mathcal{C}^1 at the point $m(\theta_3) = m(\theta_4)$ then necessarily we have $\theta_4 = \theta_3 + \pi$, a contradiction with $\theta_1 < \theta_3 \leq \theta_4 \leq \theta_1 + \pi$.

In the other case, for all $\delta > 0$ there exists $\theta \in]\theta_3, \theta_3 + \delta[$ such that $R_r(\theta) < 0$, and we obtain that $m(\theta_3)$ is a cusp.

Before the proofs of (d) and (e), we first establish two lemmas.

Lemma 3.3 . *The interior of the core K of m coincides with the intersection of all open half-planes $\text{Int}(D^+(\theta))$, $\theta \in \mathbb{S}^1$:*

$$\text{Int}(K) = \bigcap_{\theta \in \mathbb{S}^1} \text{Int}(D^+(\theta)). \quad (8)$$

Furthermore, we have $\partial K \subset \bigcup_{\theta \in \mathbb{S}^1} D(\theta)$.

Proof. The inclusion \subseteq in (8) is evident: For each θ we have $K \subset D^+(\theta)$, hence $\text{Int}(K) \subset \text{Int}(D^+(\theta))$. Conversely, given $x \in K$, the map $\theta \mapsto \text{dist}(x, D(\theta))$ is continuous. Since \mathbb{S}^1 is compact, if x is in the interior of $D^+(\theta)$ for all $\theta \in \mathbb{S}^1$, then this map has a minimum $\rho > 0$, and the disc of center x and radius ρ is included in K . This proves (8).

If $x \in \partial K$, then x is in every closed half-plane $D^+(\theta)$ but not in every open one by (8), hence x has to be on (at least) one of the lines $D(\theta)$. \square

Lemma 3.4 . *If $\theta_1 \in \mathbb{S}^1$ and z are such that $z \in \partial K \cap D(\theta_1)$ then $z = m(\theta_1)$.*

Proof. For small $\varepsilon \neq 0$, positive or negative, we have

$$m(\theta_1 + \varepsilon) - m(\theta_1) = \int_{\theta_1}^{\theta_1 + \varepsilon} R(\theta) \vec{u}(\theta) d\theta.$$

By boundedness of R_l and R_r , and by continuity of \vec{u} , we deduce that there exists r equal to $R_l(\theta_1)$ or $R_r(\theta_1)$ such that

$$m(\theta_1 + \varepsilon) - m(\theta_1) = r \vec{u}(\theta_1) \varepsilon + o(\varepsilon). \quad (9)$$

It follows that $D(\theta_1)$ and $D(\theta_1 + \varepsilon)$ cross at a distance $\mathcal{O}(\varepsilon)$ from $m(\theta_1)$, see Figure 3 below. If z were different from $m(\theta_1)$ then, for ε small, either negative or positive depending on the relative positions of z and $m(\theta_1)$, we would have $z \in \text{Int}(D^-(\theta_1 + \varepsilon))$, hence $z \notin K$, a contradiction. \square

Now we return to the proof of Proposition 3.2.

(d) By contradiction, assume that ∂K contains some segment $[x, y]$ with $x \neq y$ and take $z \in]x, y[$ arbitrarily. By Lemma 3.3, there exists $\theta_1 \in \mathbb{S}^1$ such that $z \in D(\theta_1)$. Since both x and y belong to $K \subset D^+(\theta_1)$, the line $D(\theta_1)$ contains both x and y , i.e., θ_1 is the direction of $\pm \vec{xy}$. By Lemma 3.4, we deduce that $z = m(\theta_1)$. Hence we proved that any $z \in]x, y[$ coincides with $z = m(\theta_1)$, where θ_1 is one of the directions $\pm \vec{xy}$, which is impossible.

(e) The first assertion follows directly from Lemmas 3.3 and 3.4. For the second one, first we proceed by contradiction and we assume $R_l(\theta_1) < 0$ or $R_r(\theta_1) < 0$ for some $\theta_1 \in \mathbb{S}^1$, say $R_r(\theta_1) < 0$. Then by (9), for $\varepsilon > 0$ small enough, we have $m(\theta_1 + \varepsilon) =$

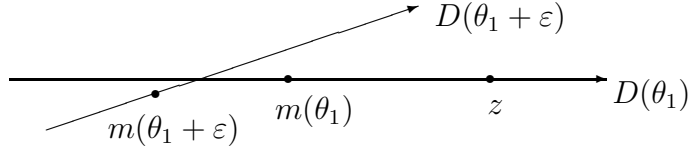


Figure 3: Proof of Lemma 3.4 and Proposition 3.2 (d)

$m(\theta_1) + \varepsilon R_r(\theta_1) \vec{u}(\theta_1) + o(\varepsilon)$, hence $m(\theta_1) \in \text{Int}(D^-(\theta_1 + \varepsilon))$, see Figure 3. It follows that $m(\theta_1) \notin K$.

Conversely, if R_l and R_r are nonnegative, take $\theta_0 \in \mathbb{S}^1$ arbitrarily. Then, for all $\theta \in [\theta_0, \theta_0 + \pi]$, we have

$$m(\theta) = m(\theta_0) + \int_{\theta_0}^{\theta} \vec{m}'(\tau) d\tau = m(\theta_0) + \int_{\theta_0}^{\theta} R_l(\tau) \vec{u}(\tau) d\tau.$$

Therefore we obtain

$$\langle m(\theta_0) \vec{m}(\theta), \vec{u}'(\theta_0) \rangle = \int_{\theta_0}^{\theta} R_l(\tau) \langle \vec{u}(\tau), \vec{u}'(\theta_0) \rangle d\tau \geq 0,$$

since $\langle \vec{u}(\tau), \vec{u}'(\theta_0) \rangle = \sin(\theta - \theta_0) \geq 0$. In the same manner, we have for all $\theta \in [\theta_0 - \pi, \theta_0]$, $\langle m(\theta_0) \vec{m}(\theta), \vec{u}'(\theta_0) \rangle \geq 0$, hence the whole curve m^* is in the half-plane $D^+(\theta_0)$. This holds for all $\theta_0 \in \mathbb{S}^1$, hence $m^* \subset K$. Finally, for each $\theta \in \mathbb{S}^1$, since $m(\theta) \in D(\theta)$ and $K \subset D^+(\theta)$, $m(\theta)$ cannot be in $\text{Int}(K)$, hence $m(\theta) \in \partial K$. \square

4 Dependence with respect to θ

We begin this section with some known results; we give the proofs for the sake of completeness of the article. See Section 2, especially Figure 1, for the notation. We recall that m is the midpoint of the chord bc and that $v_{l|r} = \langle \vec{m}'_{l|r}, \vec{u} \rangle$.

Proposition 4.1 . (a) *The curve m is the envelope of the family $\{\Delta(\alpha, \theta), \theta \in \mathbb{S}^1\}$, i.e., the vector products $\vec{m}'_l \wedge \vec{u}$ and $\vec{m}'_r \wedge \vec{u}$ vanish identically.*

(b) *If b and c are regular points of ∂K then*

$$\vec{m}' = v \vec{u} \quad \text{and} \quad v = \frac{h}{2}(\cotan\beta + \cotan\gamma). \quad (10)$$

In the case where b or c (or both) is a corner of ∂K , we have $\vec{m}'_l = v_l \vec{u}$, $\vec{m}'_r = v_r \vec{u}$, $v_l = \frac{h}{2}(\cotan\beta_l + \cotan\gamma_l)$, and $v_r = \frac{h}{2}(\cotan\beta_r + \cotan\gamma_r)$.

(c) *If b and c are regular then v is the signed radius of curvature of the curve m . If b or c (or both) is a corner then v_l , resp. v_r , is the signed radius of curvature on the left, resp. on the right, of m .*

Statement (a) is attributed to M. M. Day [7] by S. Tabachnikov. Formula (10) appears in a similar form in [13].

Proof. We fix $\alpha \in]0, 1[$ and $\theta \in \mathbb{S}^1$; we will not always indicate the dependence in α and θ of the functions b, c, m, \vec{u} , etc. Let $\varepsilon > 0$, set $M(\varepsilon) = \Delta(\alpha, \theta) \cap \Delta(\alpha, \theta + \varepsilon)$ (see Figure 4), and consider the curvilinear triangles

$$T_b(\varepsilon) = \Delta(\alpha, \theta)^- \cap \Delta(\alpha, \theta + \varepsilon)^+ \cap K, \quad T_c(\varepsilon) = \Delta(\alpha, \theta)^+ \cap \Delta(\alpha, \theta + \varepsilon)^- \cap K.$$

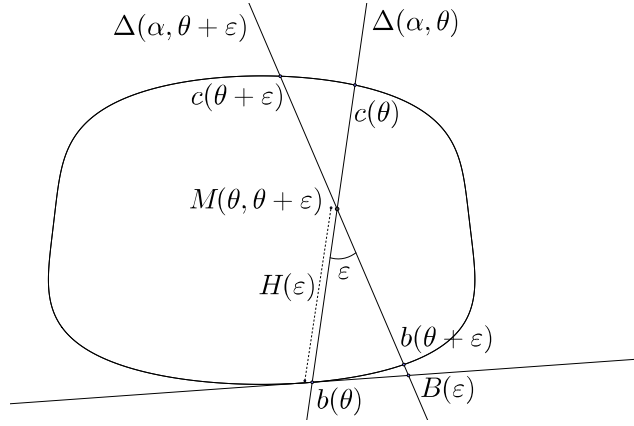


Figure 4: Proof of Proposition 4.1

We have $|\Delta(\alpha, \theta)^- \cap K| = |\Delta(\alpha, \theta + \varepsilon)^- \cap K| = \alpha$, hence

$$0 = |T_b(\varepsilon)| - |T_c(\varepsilon)| = \frac{1}{2}\varepsilon(\|b - M(\varepsilon)\|^2 - \|c - M(\varepsilon)\|^2) + o(\varepsilon).$$

As a consequence, we obtain $\lim_{\varepsilon \rightarrow 0^+} M(\varepsilon) = m$. The case $\varepsilon < 0$ is similar.

Now we prove

$$\vec{b}'_r = h \cotan \beta_r \vec{u} - h \vec{u}'. \quad (11)$$

For $\varepsilon > 0$, let $B(\varepsilon)$ denote the intersection of the right-tangent to ∂K at b with the line $\Delta(\alpha, \theta + \varepsilon)$, see Figure 4. By definition of right-tangent, we have $B(\varepsilon) = b(\theta + \varepsilon) + o(\varepsilon)$. Set $H(\varepsilon) = \|b - M(\varepsilon)\|$, $H_1(\varepsilon) = \langle B(\varepsilon) - b, \vec{u} \rangle$, $H_2(\varepsilon) = \langle M(\varepsilon) - B(\varepsilon), \vec{u} \rangle$, and $H_3(\varepsilon) = \langle b - B(\varepsilon), \vec{u}' \rangle$. We obtain the following linear system in H_1, H_2, H_3

$$H(\varepsilon) = H_1(\varepsilon) + H_2(\varepsilon), \quad H_3(\varepsilon) = H_1(\varepsilon) \tan \beta_r = H_2(\varepsilon) \tan \varepsilon,$$

giving

$$B(\varepsilon) = b - \frac{\tan \beta_r \tan \varepsilon}{\tan \beta_r + \tan \varepsilon} H(\varepsilon) \vec{u} + \frac{\tan \varepsilon}{\tan \beta_r + \tan \varepsilon} H(\varepsilon) \vec{u}'.$$

As a consequence, we obtain $B(\varepsilon) = b - \varepsilon H(\varepsilon) \vec{u} + \varepsilon \cotan \beta_r H(\varepsilon) \vec{u}' + o(\varepsilon)$. Since $H(\varepsilon) = h + o(1)$, it follows that $b(\theta + \varepsilon) = B(\varepsilon) + o(\varepsilon) = b - \varepsilon h \vec{u} + \varepsilon \cotan \beta_r h \vec{u}' + o(\varepsilon)$, yielding (11). Similarly, we have $\vec{b}'_l = h \cotan \beta_l \vec{u} - h \vec{u}'$, $\vec{c}'_l = h \cotan \gamma_l \vec{u} + h \vec{u}'$, and $\vec{c}'_r = h \cotan \gamma_r \vec{u} + h \vec{u}'$. Statements (a) and (b) now follow from $m = \frac{1}{2}(b + c)$. Since the expression of v given by (10) is a ruled function, statement (c) follows directly from Proposition 3.2 (a). \square

Corollary 4.2 . For all $\theta_0 \in \mathbb{S}^1$ and all $\alpha \in]0, 1[$, we have

$$\lim_{\theta \rightarrow \theta_0^-} v_l(\theta) = \lim_{\theta \rightarrow \theta_0^-} v_r(\theta) = v_l(\theta_0) \quad \text{and} \quad \lim_{\theta \rightarrow \theta_0^+} v_l(\theta) = \lim_{\theta \rightarrow \theta_0^+} v_r(\theta) = v_r(\theta_0). \quad (12)$$

In other words, in the sense of the Pompeiu-Hausdorff distance, we have

$$\lim_{\theta \rightarrow \theta_0^-} V(\theta) = \{v_l(\theta_0)\} \quad \text{and} \quad \lim_{\theta \rightarrow \theta_0^+} V(\theta) = \{v_r(\theta_0)\}. \quad (13)$$

Therefore, the function V is upper semi-continuous (for the inclusion) with respect to θ .

Proof. Immediate, using (3), (4), (10), and the continuity of the cotangent function. \square

The next statement will be used both in Sections 5 and 6.

Corollary 4.3 . For $\theta_1, \theta_2 \in \mathbb{S}^1$, with $\theta_1 \leq \theta_2 \leq \theta_1 + \pi$, we have

$$\text{conv}(V(\alpha, \theta_1) \cup V(\alpha, \theta_2)) \subseteq \bigcup_{\theta_1 \leq \theta \leq \theta_2} V(\alpha, \theta). \quad (14)$$

Proof. Let v be in the above convex hull. If $v \in V(\alpha, \theta_1) \cup V(\alpha, \theta_2)$, there is nothing to prove. Otherwise assume, without loss of generality, that $\max V(\alpha, \theta_1) < \min V(\alpha, \theta_2)$ and set $\theta_0 = \sup\{\theta \geq \theta_1 ; \max V(\alpha, \theta) < v\}$. We have $\theta_1 \leq \theta_0 < \theta_2$; for all $\theta \in]\theta_0, \theta_2[$, $\max V(\alpha, \theta) \geq v$; and there exists a convergent sequence $\{\theta_n\}_{n \in \mathbb{N}}$ tending to θ_0 with $\max V(\alpha, \theta_n) < v$. By (12), we obtain $\max V(\alpha, \theta_0) = v$, hence $v \in V(\alpha, \theta_0)$. \square

5 The forwards, the backwards, and the zero sets

In this section we fix $\alpha \in]0, 1[$. Recall that θ is called regular if ∂K is \mathcal{C}^1 at $b(\alpha, \theta)$ and $c(\alpha, \theta)$, and singular otherwise.

Definition 5.1 . (a) Let $F(\alpha)$ be the set of all $\theta \in \mathbb{S}^1$ such that either $v(\alpha, \theta) > 0$ (if θ is regular), or $V(\alpha, \theta) \cap]0, +\infty[\neq \emptyset$ (if θ is singular); we call it the *forwards set*.

(b) Similarly, let $B(\alpha)$ be the set of all $\theta \in \mathbb{S}^1$ such that either $v(\alpha, \theta) < 0$ (if θ is regular), or $V(\alpha, \theta) \cap]-\infty, 0[\neq \emptyset$ (if θ is singular); we call it the *backwards set*.

(c) Finally, let $Z(\alpha)$ denote the set of all $\theta \in \mathbb{S}^1$ such that either $v(\alpha, \theta) = 0$ (if θ is regular), or $V(\alpha, \theta)$ contains 0 (if θ is singular); we call it the *zero set*.

By the symmetry (7), we have (with the notation $[\theta_1, \theta_2] = \{\theta \in \mathbb{S}^1 ; \theta_1 \leq \theta \leq \theta_2\}$ for $\theta_1, \theta_2 \in \mathbb{S}^1$)

$$\theta \in Z(\alpha) \Leftrightarrow \theta + \pi \in Z(1 - \alpha) \text{ and } \theta \in B(\alpha) \Leftrightarrow \theta + \pi \in F(1 - \alpha). \quad (15)$$

By Proposition 4.1 (b), we have

$$\theta \in Z(\alpha) \Leftrightarrow \pi \in [\beta_l + \gamma_l, \beta_r + \gamma_r] \text{ (or } \pi \in [\beta_r + \gamma_r, \beta_l + \gamma_l]).$$

Since $\beta_l \geq \beta_r$ and $\gamma_r \leq \gamma_l$, by (2), we deduce that, if $\theta \in Z(\alpha)$ then $b = b(\alpha, \theta)$ and $c = c(\alpha, \theta)$ admit parallel supporting lines of K . If one of the points b, c or both is regular, the converse is also true; however, it can occur that $\beta_r + \gamma_l \leq \pi \leq \beta_l + \gamma_r$ but π does not belong to $[\beta_l + \gamma_l, \beta_r + \gamma_r]$ (or to $[\beta_r + \gamma_r, \beta_l + \gamma_l]$), and then $V = [v_l, v_r]$ (or $[v_r, v_l]$) does not contain 0.

In the case where ∂K is \mathcal{C}^1 , by Proposition 4.1, θ belongs to $B(\alpha)$ if and only if $\beta(\alpha, \theta) + \gamma(\alpha, \theta) > \pi$, i.e., there exists a triangle $T = abc$, with one edge equal to the chord bc (with $b = b(\alpha, \theta)$, $c = c(\alpha, \theta)$), the other two edges, ab and ac , not crossing the interior of K , and which contains an amount $1 - \alpha$ of K : $|T \cap K| = (1 - \alpha)|K|$. In the case where ∂K is not \mathcal{C}^1 , this latter condition is necessary but not always sufficient to have $\theta \in B(\alpha)$. However, we will see in Section 6 that this condition implies $\theta \in B(\alpha')$ for all $\alpha' > \alpha$.

Let us observe $Z(\alpha)$ and $B(\alpha)$, denoted Z and B here. These sets can be very complicated, even if ∂K is \mathcal{C}^1 . In Section 8 we present a construction which, to any prescribed closed subset C of \mathbb{S}^1 , associates a \mathcal{C}^1 convex body K such that $Z(\frac{1}{2})$ coincides with C , up to countably many isolated points. We give next a brief description in the simplest cases.

If θ_0 is an isolated point of Z which does not belong to the closure of B , then $m(\theta_0)$ is a point of zero curvature of m , but m is still \mathcal{C}^1 at θ_0 .

If $\theta_1 < \theta_2 < \theta_1 + \pi$ and $[\theta_1, \theta_2] \subset Z$ is an isolated connected component of Z , then m has a corner; i.e., it is not \mathcal{C}^1 but has two half-tangents: a left-tangent oriented either by $\vec{u}(\theta_1)$ if $]\theta_1 - \delta[\subset F$ for small $\delta > 0$, or by $\vec{u}(\theta_1 + \pi)$ if $]\theta_1 - \delta[\subset B$, and a right-tangent oriented either by $\vec{u}(\theta_2)$ or by $\vec{u}(\theta_2 + \pi)$. Moreover, in this situation, $m(\alpha, \theta_1)$ is a local center of symmetry of ∂K : the arc of ∂K in the sector $\Delta(\alpha, \theta_1)^+ \cap \Delta(\alpha, \theta_2)^-$ is symmetric to that in $\Delta(\alpha, \theta_1)^- \cap \Delta(\alpha, \theta_2)^+$.

If θ_0 is an isolated point of Z and is the endpoint of both a segment $]\theta_1, \theta_0[$ of F and a segment $]\theta_0, \theta_2[$ of B , then m has a cusp at $m(\theta_0)$.

Proposition 5.2 . *Let $\alpha \in]0, 1[$.*

- (a) *The set $Z(\alpha)$ is closed in \mathbb{S}^1 .*
- (b) *If ∂K is \mathcal{C}^1 then the sets $F(\alpha)$ and $B(\alpha)$ are open in \mathbb{S}^1 and $F(\alpha)$, $B(\alpha)$, and $Z(\alpha)$ form a partition of \mathbb{S}^1 .*
- (c) *In the general case, the three sets $F(\alpha) \cap B(\alpha)$, $\partial F(\alpha)$, and $\partial B(\alpha)$ are subsets of $Z(\alpha)$.*

Remark. If ∂K is not \mathcal{C}^1 then, in general, there exists $\alpha \in]0, 1[$ such that $B(\alpha)$ and $F(\alpha)$ are not open. Actually, if c is a corner of ∂K , with half-tangents of directions θ_1, θ_2 , and $b \in \partial K$ is such that all supporting lines to K at b have directions in $]\theta_1 + \pi, \theta_2 + \pi[$, then the α -section (for some α) passing through b and c has a direction $\theta_0 \in F(\alpha) \cap B(\alpha)$, but such that any $\theta < \theta_0$, θ close enough to θ_0 , does not belong to $B(\alpha)$ and any $\theta > \theta_0$, θ close enough to θ_0 , does not belong to $F(\alpha)$.

Proof. (b) If ∂K is \mathcal{C}^1 then the functions β and γ are continuous with respect to θ , hence also is v , so $Z = v^{-1}(\{0\})$ is a closed subset of \mathbb{S}^1 , and $F = v^{-1}(]-\infty, 0[)$ and $B = v^{-1}(]0, +\infty[)$ are open. Furthermore they do not intersect and their union is \mathbb{S}^1 .

(a) Let $\{\theta_n\}_{n \in \mathbb{N}}$ be a sequence converging to θ_0 , with $\theta_n \in Z(\alpha)$, i.e., $0 \in V(\alpha, \theta_n)$. Then a subsequence $\{\theta_{n_k}\}_{k \in \mathbb{N}}$ exists such that θ_{n_k} tends either to θ_0^- or to θ_0^+ , say to θ_0^- . By (13) we have $\lim_{k \rightarrow +\infty} V(\alpha, \theta_{n_k}) = \{v_l(\alpha, \theta_0)\}$, hence $v_l(\alpha, \theta_0) = 0$, and $\theta_0 \in Z(\alpha)$.

(c) Let $\theta_0 \in \partial F(\alpha)$; then there exist sequences $\{\theta_n\}_{n \in \mathbb{N}}$ in $F(\alpha)$ and $\{\theta'_n\}_{n \in \mathbb{N}}$ in $\mathbb{S}^1 \setminus F(\alpha)$, both converging to θ_0 . This means that $V(\theta_n) \cap]0, +\infty[\neq \emptyset$ and $V(\theta'_n) \subset]-\infty, 0[$ for every $n \in \mathbb{N}$. By (14), there exists $\theta''_n \in [\theta_n, \theta'_n]$ (or $\theta''_n \in [\theta'_n, \theta_n]$) such that $0 \in V(\theta''_n)$ for each n , i.e., $\theta''_n \in Z(\alpha)$. Since the sequence $\{\theta''_n\}_{n \in \mathbb{N}}$ tends to θ_0 and $Z(\alpha)$ is closed, we obtain $\theta_0 \in Z(\alpha)$. The proof for $\partial B(\alpha) \subseteq Z(\alpha)$ is similar. The proof for $F(\alpha) \cap B(\alpha) \subseteq Z(\alpha)$ is obvious. \square

6 Dependence with respect to α

The functions b and c are left- and right-differentiable with respect to α ; one finds, e.g., $\overrightarrow{\left(\frac{\partial b}{\partial \alpha}\right)}_l = \frac{1}{2h}(\vec{u}' + \cotan \beta_r \vec{u})$. However, we will not use their differentiability in α , but only their monotonicity. Since the function \cotan is decreasing on $]0, \pi[$, by (2) we immediately obtain the following statement, whose proof is omitted.

Proposition 6.1 . *The functions v, v_l and v_r are nonincreasing in α . More precisely, we have*

$$\max V(\alpha', \theta) \leq \min V(\alpha, \theta) \text{ for all } \theta \in \mathbb{S}^1 \text{ and all } 0 < \alpha < \alpha' < 1. \quad (16)$$

Recall the sets $F(\alpha)$, $B(\alpha)$, and $Z(\alpha)$ introduced in Definition 5.1. Let

$$\begin{aligned} I_F &= \{\alpha \in]0, 1[; F(\alpha) \neq \emptyset\}, \\ I_B &= \{\alpha \in]0, 1[; B(\alpha) \neq \emptyset\}, \\ I_Z &= \{\alpha \in]0, 1[; Z(\alpha) \neq \emptyset\}. \end{aligned}$$

The symmetry (15) implies

$$\alpha \in I_F \Leftrightarrow 1 - \alpha \in I_B \text{ and } \alpha \in I_Z \Leftrightarrow 1 - \alpha \in I_Z. \quad (17)$$

Set $\alpha_B = \inf I_B$ and $\alpha_Z = \inf I_Z$. (We do not consider $\inf I_F$, which is always equal to 0, see below).

Theorem 6.2 . (a) *We have $I_B =]\alpha_B, 1[$ (and hence $I_F =]0, 1 - \alpha_B[$ by (17)). If ∂K is \mathcal{C}^1 , then $I_Z = [\alpha_Z, 1 - \alpha_Z]$; otherwise I_Z is one of the intervals $[\alpha_Z, 1 - \alpha_Z]$ or $] \alpha_Z, 1 - \alpha_Z[$.*

(b) *We have $\alpha_Z \leq \alpha_B \leq \frac{1}{2}$. Moreover, if $\alpha_Z \neq \alpha_B$ then ∂K contains two parallel segments.*

(c) *We have the following equivalences:*

- i. $\alpha_B = \frac{1}{2}$ if and only if K is symmetric.
- ii. $\alpha_Z = 0$ if and only if ∂K contains a segment whose endpoints admit two parallel supporting lines to K .
- iii. $\alpha_B = 0$ if and only if ∂K contains a segment whose endpoints admit two parallel supporting lines to K , one of which intersecting ∂K at only one point.

Remarks. 1. Notice the change of behaviour of Z and B : In Proposition 5.2, $Z(\alpha)$ is always closed, whereas $B(\alpha)$ may be not open if ∂K is not \mathcal{C}^1 ; here I_B is always open, whereas I_Z may be not closed if ∂K is not \mathcal{C}^1 .

2. An example of a planar convex body such that I_Z is open is the quadrilateral $OICJ$ in Figure 9, Section 8.9, for which one finds $I_Z =] \frac{1}{2c}, 1 - \frac{1}{2c} [$.

Proof. (a) By Proposition 6.1, if $0 < \alpha < \alpha' < 1$ then $B(\alpha) \subseteq B(\alpha')$. It follows that $I_B =]\alpha_B, 1[$ or $I_B = [\alpha_B, 1[$. We now prove that $\alpha_B \notin I_B$.

If $\alpha \in I_B$, then there exists $\theta \in \mathbb{S}^1$ such that, say, $v_l(\alpha, \theta) < 0$ (the case $v_r(\alpha, \theta) < 0$ is similar). Let $\alpha' < \alpha$ and $\theta' < \theta$ be such that $b(\alpha', \theta') = b(\alpha, \theta)$; then by (12)¹, both $v_l(\alpha', \theta')$ and $v_r(\alpha', \theta')$ tend to $v_l(\alpha, \theta)$ as $\theta' \rightarrow \theta$ and $\alpha' \rightarrow \alpha$, hence are negative for (α', θ') close enough to (α, θ) . This shows that $\alpha' \in I_B$. As a consequence, $I_B =]\alpha_B, 1[$.

We now prove that I_Z is convex. Let $\alpha_1 < \alpha_2 \in I_Z$; i.e., there exist θ_1 and θ_2 in \mathbb{S}^1 such that $0 \in V(\alpha_1, \theta_1) \cap V(\alpha_2, \theta_2)$. We may assume, without loss of generality, that $\theta_1 \leq \theta_2 \leq \theta_1 + \pi$. Let $\alpha \in]\alpha_1, \alpha_2[$. By (16), we have $V(\alpha, \theta_1) \cap \mathbb{R}^- \neq \emptyset$ and $V(\alpha, \theta_2) \cap \mathbb{R}^+ \neq \emptyset$ hence, by (14), we have $0 \in V(\alpha, \theta)$ for some $\theta \in [\theta_1, \theta_2]$ (in the case $\theta_2 = \theta_1 + \pi$, both intervals $[\theta_1, \theta_2]$ and $[\theta_2, \theta_1 + 2\pi]$ suit). This shows that $\alpha \in I_Z$.

(b) If α belongs neither to I_F nor to I_B , then we necessarily have $V(\alpha, \theta) = \{0\}$ for all $\theta \in \mathbb{S}^1$, hence the function $m(\alpha, \cdot)$ is constant. This implies $\alpha = \frac{1}{2}$ and K symmetric. As a consequence, we have $\alpha_B \leq \frac{1}{2}$.

We prove $\frac{1}{2} \in I_Z$, yielding $I_Z \neq \emptyset$. Let $\theta_0 \in \mathbb{S}^1$ arbitrary. By (7), $0 \in \text{conv}(V(\frac{1}{2}, \theta_0) \cup V(\frac{1}{2}, \theta_0 + \pi))$, hence by (14) $0 \in V(\frac{1}{2}, \theta)$ for some $\theta \in [\theta_0, \theta_0 + \pi]$, hence $Z(\frac{1}{2}) \neq \emptyset$.

We now prove $\alpha_Z \leq \alpha_B$. If $\alpha_B = \frac{1}{2}$, we are done; otherwise, let $\alpha \in I_B$, $\alpha \leq \frac{1}{2}$. Then $v_l(\alpha, \theta)$ or $v_r(\alpha, \theta)$ is negative for some $\theta \in \mathbb{S}^1$, say $v_l(\alpha, \theta) < 0$. From (6) and (16) it

¹ In fact (12) is stated for α fixed, but its proof uses only (3) and (10) — which can easily be adapted to our situation — and the continuity of the function cotan .

follows that $v_l(\alpha, \theta + \pi) = -v_l(1 - \alpha, \theta) \geq -v_l(\alpha, \theta) > 0$, hence by continuity there exists $\theta_1 \in]\theta, \theta + \pi[$ such that $v_l(\alpha, \theta_1) = 0$, so $\theta_1 \in Z(\alpha)$, and $\alpha \in I_Z$.

If moreover $\alpha_Z < \alpha_B$, then consider $\alpha_Z < \alpha < \alpha' < \alpha_B \leq \frac{1}{2}$, hence $\alpha, \alpha' \in I_Z \setminus I_B$. Let $\theta \in Z(\alpha)$, $b = b(\alpha, \theta)$, $c = c(\alpha, \theta)$, and let D_b, D_c be two parallel supporting lines to K at b and c respectively, see Figure 5. Consider now $b' = b(\alpha', \theta)$ (for the same θ) and

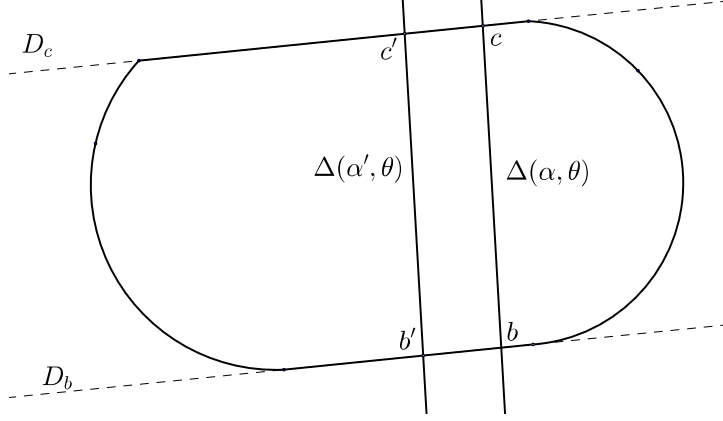


Figure 5: Proof of Theorem 6.2 (b)

$c' = c(\alpha', \theta)$. Since $\alpha < \alpha'$, $\Delta(\alpha', \theta)$ is in the interior of $\Delta^+(\alpha, \theta)$. Since $B(\alpha') = \emptyset$, there do not exist supporting lines to K at b' and c' crossing in $\Delta^+(\alpha', \theta)$. As a consequence, b' must lie on D_b and c' on D_c , and the segments $[b', b]$ and $[c', c]$ are on ∂K .

(c) i. If $\alpha_B = \frac{1}{2}$ then by (a) $\frac{1}{2} \notin I_F \cup I_B$ hence, as already said in the proof of (b), K is symmetric. The converse is obvious.

(c) ii. and iii. If $\alpha_Z = 0$ then there exists a sequence $\{\alpha_n\}_{n \in \mathbb{N}}$ tending to 0, with $\alpha_n \in I_Z$; i.e., such that for any n there exists $\theta_n \in \mathbb{S}^1$ with $0 \in V(\alpha_n, \theta_n)$. By compactness, we may assume without loss of generality that the sequence $\{\theta_n\}_{n \in \mathbb{N}}$ converges to some $\theta_0 \in \mathbb{S}^1$. Let $b_n = b(\alpha_n, \theta_n)$ and $c_n = c(\alpha_n, \theta_n)$. By continuity, the sequences $\{b_n\}_{n \in \mathbb{N}}$ and $\{c_n\}_{n \in \mathbb{N}}$ converge to some b , resp. $c \in \partial K$. Since the width of K satisfies $0 < w(K) \leq \|b_n - c_n\|$, we have $b \neq c$. Since $0 \in V(\alpha_n, \theta_n)$, there are parallel supporting lines to K at b_n and c_n for each n . Without loss of generality, we also assume that these lines converge, yielding two parallel supporting lines at b and c , denoted D_b and D_c . Since the sequence of lines $\{\Delta(\alpha_n, \theta_n)\}_{n \in \mathbb{N}}$ tends to the oriented line through b and c , denoted by (bc) , and $|\Delta^-(\alpha_n, \theta_n) \cap K| = \alpha_n |K| \rightarrow 0$, we obtain $|(bc)^- \cap K| = 0$, hence the segment $[b, c]$ is on ∂K .

Conversely, if $[b, c] \subset \partial K$ and $b \neq c$ admit two parallel supporting lines to K , denoted by D_b and D_c , let θ denote the direction of (bc) ; i.e., θ is such that $\vec{bc} = k\vec{u}(\theta)$ for some $k > 0$. The angles $\beta_n = \beta(\frac{1}{n}, \theta)$ and $\gamma_n = \gamma(\frac{1}{n}, \theta)$ satisfy $\beta_n + \gamma_n \geq \pi$, hence $\theta \in B(\frac{1}{n}) \cup Z(\frac{1}{n})$, so $B(\frac{1}{n}) \cup Z(\frac{1}{n}) \neq \emptyset$, $\frac{1}{n} \in I_B \cup I_Z$, and $0 \leq \min(\alpha_Z, \alpha_B) = 0$, hence $\alpha_Z = 0$ since $\alpha_Z \leq \alpha_B$.

If one of the supporting lines above, say D_b , intersects ∂K only at b , then $b_n \notin D_b$, yielding $\beta_n + \gamma_n > \pi$, hence $\frac{1}{n} \in I_B$, showing $\alpha_B = 0$. Conversely, if $\alpha_B = 0$, then the former points b_n and c_n admit supporting lines which cross in $\Delta^+(\alpha_n, \theta_n)$ (see comment after Definition 5.1). By contradiction, if both $D_b \cap \partial K$ and $D_c \cap \partial K$ contained more than b , resp. c , then for n large enough we would have $b_n \in D_b$ and $c_n \in D_c$. Then for m, n such that $b_m \in]b_n, b[$ and $c_m \in]c_n, c[$, the only supporting lines at b_m, c_m could be D_b and D_c , which do not cross, a contradiction. \square

7 The α -core

In this section we compare the boundary ∂K_α with the image of $m(\alpha, \cdot)$, denoted by m_α^* , for $\alpha \in]0, 1[$. The function of θ , $m(\alpha, \cdot)$, is a tour in the sense of Definition 3.1, with $R_l = v_l(\alpha, \cdot)$ and $R_r = v_r(\alpha, \cdot)$, and core K_α . In the case $\alpha = \frac{1}{2}$, $m(\frac{1}{2}, \cdot)$ is also a double half-tour.

Then, by Proposition 3.2 (b) and (c) and Theorem 6.2 (a), m_α^* is of class \mathcal{C}^1 if $0 < \alpha < \alpha_Z$ or $1 - \alpha_Z < \alpha < 1$, and is not \mathcal{C}^1 if $\alpha_B < \alpha < 1 - \alpha_B$. In the case $\alpha = \alpha_Z$, m_α^* may or may not be \mathcal{C}^1 . However, if $\alpha_Z \neq \alpha_B$, we will see that m_α^* is not \mathcal{C}^1 also for $\alpha_Z < \alpha \leq \alpha_B$.

By Proposition 3.2 (d), K_α is strictly convex (or one point or empty), and by Proposition 3.2 (e) we have $m_\alpha^* = \partial K_\alpha$ if and only if $B(\alpha)$ is empty. By Theorem 6.2 (a), we then have

$$m_\alpha^* = \partial K_\alpha \Leftrightarrow \alpha \leq \alpha_B. \quad (18)$$

Besides, the function $\alpha \mapsto K_\alpha$ is continuous (for the Pompeiu-Hausdorff distance on compact sets in the plane) and decreasing (with respect to inclusion): if $\alpha < \alpha'$, then $K_{\alpha'} \subsetneq K_\alpha$. Since $K_\alpha = \emptyset$ if $\alpha > \frac{1}{2}$, there exists a value $\alpha_K \leq \frac{1}{2}$ such that

- K_α is strictly convex with a nonempty interior if $0 < \alpha < \alpha_K$,
- K_{α_K} is a single point denoted by T , and
- K_α is empty if $\alpha_K < \alpha < 1$.

By (18), this value α_K is at least α_B . It is noticeable that, when K_{α_K} is a single point, this point is *not* necessarily the mass center of K , see Section 8.9.

We end this section with the following statement, which gathers the last results.

Proposition 7.1 . (a) *If $\alpha_Z < \alpha < 1 - \alpha_Z$, then m_α^* is not \mathcal{C}^1 .*

(b) *We have $\frac{4}{9} \leq \alpha_K \leq \frac{1}{2}$, with first equality if and only if K is a triangle, and second equality if and only if K is symmetric.*

(c) *If K is non-symmetric, then $\alpha_B < \alpha_K$ (whereas for K symmetric we have $\alpha_B = \alpha_K = \frac{1}{2}$).*

Proof. (a) It remains to prove that, if $\alpha_Z < \alpha \leq \alpha_B$, then m_α^* is not \mathcal{C}^1 . Assume $\alpha_Z < \alpha_B$; by Theorem 6.2 (b) and its proof, there exist two parallel segments on ∂K_α , denoted by $[a, b]$ and $[d, c]$ with $abcd$ in convex position, such that the line oriented by bc , denoted by D_1 , is an α_Z -section of K . Let D_2 denote the line oriented by ad . Then D_2 is a β -section for some $\beta \geq \alpha_B$. For any $\alpha \in]\alpha_Z, \alpha_B]$, $\alpha > \alpha_Z$ but close to it, there is an α -section, denoted by $\Delta(\alpha, \theta_1)$, passing through c and crossing $[a, b]$ and an α -section, denoted by $\Delta(\alpha, \theta_2)$, passing through b and crossing $[d, c]$, see Figure 6. These α -sections intersect at some point $P \in [\frac{1}{2}(a + d), \frac{1}{2}(b + c)[$. Then we have $m(\alpha, \theta) = P$ for all $\theta \in [\theta_1, \theta_2]$, $\vec{m}'_l(\alpha, \theta_1)$ collinear to $\vec{Pc} = \|\vec{Pc}\| \vec{u}_{\theta_1}$, and $\vec{m}'_r(\alpha, \theta_2)$ collinear to $b\vec{P} = \|b\vec{P}\| \vec{u}_{\theta_2}$. Since $\theta_1 \neq \theta_2 \neq \theta_1 + \pi$, $m(\alpha, \cdot)$ is not \mathcal{C}^1 at P . If α is not close to α_Z , $\Delta(\alpha, \theta_1)$ (passing through c) will not cross $[a, b]$, and $\Delta(\alpha, \theta_2)$ (passing through b) will not cross $[d, c]$. Nevertheless, the argument given above holds as well, except that $\Delta(\alpha, \theta_1)$ and $\Delta(\alpha, \theta_2)$ will not cross on $[\frac{1}{2}(a + d), \frac{1}{2}(b + c)[$.

(b) Suppose $\alpha_K = \frac{1}{2}$. Let T be the unique point of $K_{1/2}$. With the notation for the proof of Proposition 4.1 (a), see Figure 4, since every half-section contains T , we have $M(\theta, \theta') = T$ for all $\theta \neq \theta'$. Now this proof implies that

$$|\theta - \theta'| (\|b(\theta) - T\| - \|c(\theta) - T\|) = \mathcal{O}(|\theta - \theta'|^2),$$

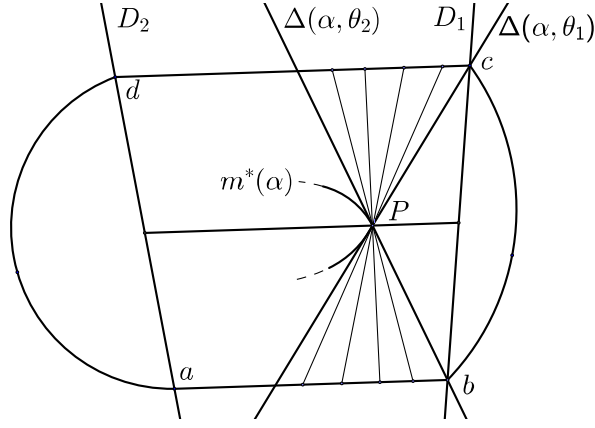


Figure 6: Proof of Proposition 7.1 (a)

for all $\theta < \theta'$. Letting θ' tend to θ , this shows that $b(\theta)$ and $c(\theta)$ are symmetric about T .

The fact that $\alpha_K \geq \frac{4}{9}$ and that $\alpha_K = \frac{4}{9}$ if and only if K is a triangle is well known; see, e.g., [23]. It reduces to the following statement which we prove below.

The mass center G of K is in $\Delta^+(\frac{4}{9}, \theta)$ for all θ . Moreover, there exists $\theta \in \mathbb{S}^1$ such that $\Delta(\frac{4}{9}, \theta)$ contains G if and only if K is a triangle.

Fix θ , let $\Delta = \Delta(\frac{4}{9}, \theta)$, and consider the frame $(b = b(\theta), \vec{u} = \vec{u}(\theta), \vec{v} = \vec{v}'(\theta))$. We have to prove that y -coordinate G_y of G is nonnegative and that this coordinate vanishes if and only if K is a triangle. Let D_b and D_c be two supporting lines of K at the points b and $c = c(\theta)$, see Figure 7. These lines together with the segment $[b, c]$ define two convex

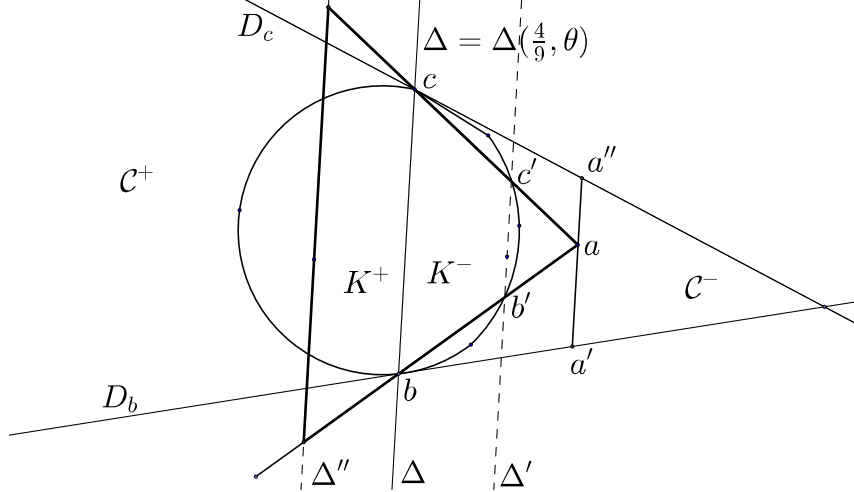


Figure 7: Proof of Proposition 7.1 (b). The triangle $V = L \cup U$ is in bold.

sets $\mathcal{C}^+ = \text{conv}((\Delta^+ \cap D_b) \cup (\Delta^+ \cap D_c))$ and $\mathcal{C}^- = \text{conv}((\Delta^- \cap D_b) \cup (\Delta^- \cap D_c))$, one on each side of Δ . The set $K^+ = K \cap \Delta^+$ is included in \mathcal{C}^+ and the set $K^- = K \cap \Delta^-$ is included in \mathcal{C}^- . Let $a' \in D_b \cap \Delta^-$ and $a'' \in D_b \cap \Delta^+$ be such that the triangles $\text{conv}(a', b, c)$ and $\text{conv}(a'', b, c)$ have an area equal to $\frac{4}{9}|K|$. Then the line $(a'a'')$ is parallel to Δ and for every $a \in [a', a'']$ the triangle $\text{conv}(a, b, c)$ also has an area equal to $\frac{4}{9}|K|$. For any such a , let $b' \in \partial K \cap [a, b]$ and $c' \in \partial K \cap [a, c]$. By continuity, one can choose a such that the oriented line $\Delta' = (b'c')$ is parallel to Δ . For this a , let $L = \text{conv}(a, b, c)$. We have $K^- \setminus L \subset \Delta'^+$ and $L \setminus K^- \subset \Delta'^-$, therefore the y -coordinate of the mass center G^- of K^- is larger than or equal to the y -coordinate of the mass center of L , the equality holding only when K^- is a triangle. Furthermore, since $a \in \mathcal{C}^-$, the convex set \mathcal{C}^+ is included in

the convex set $\mathcal{C}^{++} = \text{conv}((\Delta^+ \cap (ab)) \cup (\Delta^+ \cap (ac)))$.

Let U be the trapezoid of area $\frac{5}{9}|K|$ defined by the lines (ab) , (ac) , Δ and a line $\Delta'' \subset \Delta^+$ parallel to Δ . Since $K^+ \setminus U \subset \Delta''^+$ and $U \setminus K^+ \subset \Delta''^-$, the y -coordinate of the mass center G^+ of K^+ is larger than or equal to the y -coordinate of the mass center of U , the equality holding only when $K^+ = U$. It follows that G_y is larger than or equal to the y -coordinate of the mass center of the union V of L and U , with equality only if $K = V$. Since the mass center of V is on Δ we are done.

(c) Suppose that $\alpha_B = \alpha_K$. By (18), we obtain that $m(\alpha_K, \cdot)$ is constant and equal to T . It follows that, for all $\theta \in \mathbb{S}^1$, T is the middle of a chord of direction θ , hence K is symmetric about T . □

8 Miscellaneous results, remarks, and questions

8.1 It is easy to check that, if an α -section crosses two non-parallel segments of ∂K , then the corresponding middle of chord $m(\alpha)$ lies on an arc of hyperbola asymptotic to the lines extending these segments. In particular, if K is a convex polygon, then for all $\alpha \in]0, 1[$ the curve $m(\alpha, \cdot)$ is entirely made of arcs of hyperbolae. Of course, not only segments yield arcs of hyperbolae. One can check for instance that two arcs of hyperbolae on ∂K also give an arc of hyperbola for $m(\alpha, \cdot)$, if α is small enough.

8.2 We saw that an envelope of α -sections is a tour in the sense of Definition 3.1. Conversely, which tours are envelopes of some α -sections $m(\alpha, K)$, for which convex bodies K and for which $0 < \alpha < 1$? For example, the astroid on the left of Figure 2 given by $\theta \mapsto (-\cos^3 \theta, \sin^3 \theta)$, i.e., with $R(\theta) = \frac{3}{2} \sin(2\theta)$, cannot be such an envelop. More generally, following a remark by D. Fuchs and S. Tabachnikov in [11], a tour with a common tangent at two different points cannot be such an envelop, since each point would have to be the middle of the chord.

8.3 The KAM theory applied to dual billiards shows that, if m is a tour of class \mathcal{C}^5 (hence strictly convex), then there exist convex bodies K with ∂K arbitrarily close to m such that $m = m(\alpha, K)$ (hence for some α arbitrarily close to 0) and there exist convex bodies K with ∂K arbitrarily close to infinity such that $m = m(\alpha, K)$ (hence for some α arbitrarily close to $\frac{1}{2}$). The curves ∂K are invariant torii of the dual billiard. According to E. Gutkin et A. Katok [13], the works of J. Moser [20] and R. Douady [7] prove that these curves are convex. Notice the following apparent paradox. By Theorem 6.2(c)i., if K is non-symmetric then, for α close to $\frac{1}{2}$, $m(\alpha)$ is non-convex. This apparently contradicts the above results which imply that, given a strictly convex \mathcal{C}^5 non-symmetric curve, there exist values of α arbitrarily close to $\frac{1}{2}$ and convex bodies K , necessarily non-symmetric, such that $m = m(\alpha, K)$. However, these curves have envelopes $m(\beta, K)$ with cusps for some other $\beta \in]\alpha, \frac{1}{2}[$, although α is arbitrarily close to $\frac{1}{2}$. There is no real contradiction.

Several questions remain open: Among tours which present cusps, which ones are envelopes of sections? For instance, does it exist a *symmetric* curve with cusps which is the α -envelope of some (necessarily non-symmetric) convex body? Also here, does it exist a non-symmetric convex body K having a symmetric convex envelope $m(K, \alpha, \cdot)$ for some $\alpha \in]0, 1[$?

8.4 The link between envelopes of α -sections and dual billiards yields a simple proof for the following (also simple) fact:

The only convex bodies which have a circular envelope (or an elliptic one, since this is the same question modulo an affine transformation) are the discs having the same centers

as the envelop. Actually, if the billiard table is a circle, then the billiard map is integrable². This means that each orbit remains on a circle centered at the origin, and is either periodic or dense in this circle, depending whether the angle between the two tangents from the starting point at the table is in $\pi\mathbb{Q}$ or not. If the convex body K were not a disc, then its boundary would cross at least one circle with dense orbits, hence would contain at least one dense orbit on the latter circle, hence the whole circle, a contradiction.

8.5 Let C be a closed subset of \mathbb{S}^1 . We construct below a \mathcal{C}^1 convex curve which is the boundary of a convex body for which $Z(\frac{1}{2}) = C \cup S$, for some countable set S .

As convex curve, we start with the unit circle and will deform it. Since C is closed, $\mathbb{S}^1 \setminus C$ is a countable union of open intervals. Let $]\theta_1, \theta_2[$ be one of them. Between θ_1 and θ_2 , we deform the circle into a convex \mathcal{C}^1 curve arbitrarily close to the union of two segments, one $[e^{i\theta_2}, p]$ tangent to the circle at $e^{i\theta_2}$, the other $[e^{i\theta_1}, p]$, such that the area remains unchanged. (For convenience, here we use the notation of complex numbers.) We do the same symmetrically with respect to the line passing through the origin and of direction $\frac{1}{2}(\theta_1 + \theta_2 + \pi)$; i.e., we choose a \mathcal{C}^1 curve close to $[e^{i(\theta_1+\pi)}, p']$ tangent to the circle at $e^{i(\theta_1+\pi)}$, and to $[e^{i(\theta_2+\pi)}, p']$, with $p' = \bar{p} e^{i(\theta_1+\theta_2+\pi)}$, see Figure 8.

Observe that the curve is no longer (centrally-)symmetric. If the curve is chosen with large curvature near the points p and p' , then the interval $]\theta_1, \theta_2[$ contains only two values of θ for which the half-section cuts the curve in a chord with two parallel tangents; these chords have one endpoint near p , resp. near p' , and do not contain the origin anymore.

Doing this in any connected component of $\mathbb{S}^1 \setminus C$, we obtain a convex \mathcal{C}^1 curve such that any $\theta \in C$ has a halving chord with parallel tangents and all but two values of θ in each connected component of $\mathbb{S}^1 \setminus C$ have a halving chord without parallel tangents.

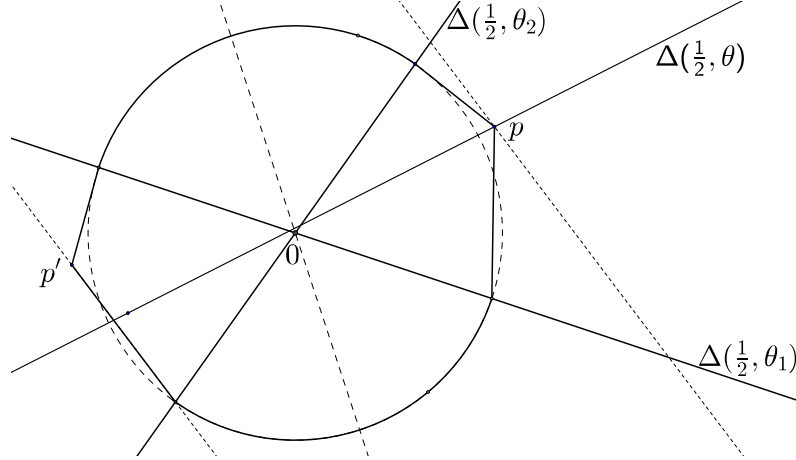


Figure 8: A construction of \mathcal{C}^1 convex body with (almost) prescribed zero set

8.6 It is easy to construct $K \subsetneq L$ such that $L_\alpha \subset K_\alpha$ for some value of α ; for example, L is an equilateral triangle, K the inscribed circle of L , and $\alpha \in [\frac{4}{9}, \frac{1}{2}]$.

Our calculation shows that this holds for all $\alpha \in [\alpha_1, \frac{1}{2}]$, where $\alpha_1 \approx 0.40716$ satisfies $1 - \frac{3}{2}(1 - \sqrt{1 - 2\alpha_1}) = \cos t$ and $\alpha_1 = \frac{1}{\pi}(t - \cos t \sin t)$. Actually, if the radius of K is R (hence the height of L is $3R$), K_α is a disc of radius $R_\alpha = R \cos t$ such that $\alpha = \frac{1}{\pi}(t - \cos t \sin t)$. Then ∂L_α is made of three arcs of hyperbolae. In a (non-orthonormal) frame where the triangle has vertices $(0, 0)$, $(0, 1)$, and $(1, 0)$, two of these arcs of hyperbolae are $xy = \frac{\alpha}{4}$ and $x(1 - x - y) = \frac{\alpha}{4}$, hence they cross at a point of abscissa $x_c = \frac{1}{2}(1 - \sqrt{1 - 2\alpha})$

²A classical conjecture states that only ellipses have a dual billiard map which is integrable.

This proves that the three arcs of ∂L_α cross at a distance $R - \frac{3}{2}R(1 - \sqrt{1 - 2\alpha})$ from the center.

Is it true that, for every value of $\alpha \in]0, \frac{1}{2}[$ there exists $K \subsetneq L$ such that $L_\alpha \subset K_\alpha$? (It cannot exist $K, L, K \subsetneq L$, independent of α such that $L_\alpha \subset K_\alpha$ for all small $\alpha > 0$).

On the contrary, does it exist $\alpha_1 > 0$ such that for all pairs $K, L, K \subsetneq L$, and all $\alpha < \alpha_1, L_\alpha \not\subset K_\alpha$? Is $\alpha_1 \approx 0.40716$ optimal with this respect? *I.e.*, is it optimal when K is a disc and L a triangle? Or, instead, is it optimal when K is an affinely regular hexagon inscribed in L , a triangle?

8.7 The following questions have been asked by Jin-ichi Itoh, whom we would like to thank for his interest in our work. Let $w(K)$ denote the width of a convex body K , $\circlearrowleft(K)$ its diameter, $r(K)$ its inradius, and $R(K)$ its circumradius.

Do we have $\frac{w(K)}{\circlearrowleft(K)} \leq \frac{w(K_\alpha)}{\circlearrowleft(K_\alpha)}$ for all $\alpha < \frac{1}{2}$?

Do we have $\frac{r(K)}{R(K)} \leq \frac{r(K_\alpha)}{R(K_\alpha)}$ for all $\alpha < \frac{1}{2}$?

Both answers are “no”, as shown by the following counter-examples.

For the first question, if K is the unit Reuleaux triangle, $\circlearrowleft(K) = w(K) = 1$, and $\alpha > 0$ is small enough, then one can check that $\circlearrowleft(K_\alpha) = 1 - \mathcal{O}(\alpha^{2/3})$, whereas $w(K_\alpha) < 1 - \alpha^{1/2} < \circlearrowleft(K_\alpha)$.

For the second question, consider two small arcs of the circle of center 0 and radius 2 near the x -axis, two small arcs of the circle of center 0 and radius 1 near the y -axis, and choose for K the convex hull of the union of these four arcs.

In this manner we have $\frac{r(K)}{R(K)} = \frac{1}{2}$. However, we have $r(K_\alpha) = \cos t_1$, where t_1 is such that $\alpha = \frac{1}{|K|}(t_1 - \sin t_1 \cos t_1) = \frac{2}{3|K|}t_1^3 + \mathcal{O}(t_1^5)$, and $R(K_\alpha) = 2 \cos t_2$, where t_2 is such that $\alpha = \frac{4}{|K|}(t_2 - \sin t_2 \cos t_2) = \frac{8}{3|K|}t_2^3 + \mathcal{O}(t_2^5)$, hence $t_2 < t_1$, so $\frac{r(K_\alpha)}{R(K_\alpha)} < \frac{1}{2}$.

Whether there is a constant $k > 0$ such that $\frac{w(K)}{\circlearrowleft(K)} \leq k \frac{w(K_\alpha)}{\circlearrowleft(K_\alpha)}$ for all convex bodies K and all α , idem for $\frac{r(K)}{R(K)}$, and which constant is optimal, seems to be another interesting question.

8.8 There is a tight link between the region where appear cusps, as described in [11], and the regions M_2 and M_3 described by T. Zamfirescu in [31]. Actually, let K be a planar convex body and, for each $\theta \in \mathbb{S}^1$, consider the so-called *midcurve*, *i.e.*, the locus of midpoints of all chords of direction θ . If ∂K is \mathcal{C}^1 and strictly convex then the family of all these midcurves for all $\theta \in \mathbb{S}^1$ is a continuous family in the sense of Grünbaum [12], for which general results of [31] are at our disposal.

In our situation, the regions M_2 and M_3 of [31] are the loci of points of $\text{Int}(K)$ which are middles of at least 2, resp. 3, different chords. If K is symmetric then $M_2 = M_3 = \{g(K)\}$, the mass center of K . If K is not symmetric then it seems that we have

$$\text{Int}(M_2) = M_3 = \text{Int}\left(\bigcup_{\alpha \in]0, \frac{1}{2}[} (m_\alpha^* \setminus \partial K_\alpha)\right). \quad (19)$$

Already (19) can be verified when K is a quadrilateral. For instance, the polygonal curve of all cusps described in Figure 11.15 of [11] is indeed the boundary of M_3 .

Besides, when K is a quadrilateral, a detailed analysis shows that the unique point T of K_{α_K} is in M_3 and that the three chords bisected by T are all α_K -sections. This property of T is likely to be true in the general case. Conversely, is T the *only* point of M_3 bisecting three α -sections with the same α ? This has been checked in the case of quadrilaterals.

8.9 We present here an explicit example showing that the unique point T of K_{α_K} is not necessarily the mass center G of K . The strategy of proof is to use a quadrilateral and to show that the three chords bisected by G are α -sections for different values of α , showing that $T \neq G$ by Subsection 8.8.

Given $c > 1$, let $K = OIJC$ denote the quadrilateral $\text{conv}(O, I, J, C)$, with $O = (0, 0)$, $I = (1, 0)$, $J = (0, 1)$, $C = (c, c)$. The area of K is $|K| = \frac{1}{2} \|\vec{IJ}\| \|\vec{OC}\| = c$ and its mass center is $G = (\frac{2c+1}{6}, \frac{2c+1}{6})$ (the midpoint of the segment determined by the centers of mass of the triangles OJC and OIC). The point G is the midpoint of exactly three chords, AB , EF , and $E'F'$, with A, B on the line of equation $x + y = \frac{2c+1}{3}$, $E \in OJ$, $F \in IC$, and $E' \in OI$, $F' \in JC$, see Figure 9. These chords divide K in

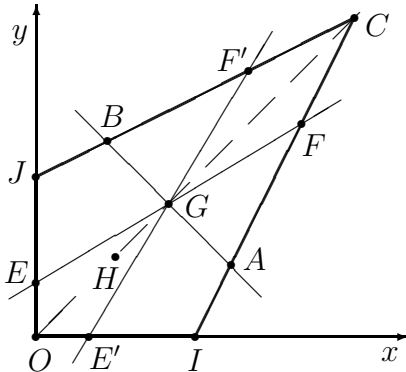


Figure 9: The α -center is not the mass center; here $c = 2$

proportion $(\alpha_{AB}, 1 - \alpha_{AB})$, resp. $(\alpha_{EF}, 1 - \alpha_{EF})$ and $(\alpha_{E'F'}, 1 - \alpha_{E'F'})$ (by convention, $0 < \alpha_{XY} \leq \frac{1}{2}$). By symmetry, we have $\alpha_{EF} = \alpha_{E'F'}$, but there is no reason that $\alpha_{EF} = \alpha_{AB}$; as we will see, this is indeed not the case.

The triangle ABC is the image of IJC by the dilation of center C sending the point $H = (\frac{1}{2}, \frac{1}{2})$ to G , hence of factor $\frac{\|\vec{GC}\|}{\|\vec{HC}\|} = \frac{4c-1}{3(2c-1)}$. With $|IJC| = c - \frac{1}{2}$, this gives $|ABC| = \frac{(4c-1)^2}{18(2c-1)}$, so $\alpha_{AB} = \frac{(4c-1)^2}{18c(2c-1)}$.

Since F is on the line IC of equation $c(x-1) = (c-1)y$, one finds $F = (\frac{2c+1}{3}, \frac{2c}{3})$, hence $E = (0, \frac{1}{3})$. The area of the triangle EIF is $\frac{1}{2} \det(\vec{EI}, \vec{EF}) = \frac{1}{2} \begin{vmatrix} 1 & \frac{2c+1}{3} \\ -\frac{1}{3} & \frac{2c-1}{3} \end{vmatrix} = \frac{4c-1}{9}$, hence the area of the quadrilateral $OIFE$ is $|OIFE| = |OIE| + |EIF| = \frac{1}{6} + \frac{4c-1}{9} = \frac{8c+1}{18}$. This gives $\alpha_{EF} = \frac{8c+1}{18c} \neq \alpha_{AB}$, hence $G \neq T$.

More generally, given a planar convex body G , we consider all chords the midpoint of which coincides to the mass center G of K . It is known [30] that there are at least three different such chords; these chords are α -sections for different values of α ranging from some $\alpha_{\min}(K)$ to some $\alpha_{\max}(K)$. Then the quotient $\frac{\alpha_{\min}(K)}{\alpha_{\max}(K)}$ measures in some sense the asymmetry of the body K . It is equal to 1 if K is (centrally) symmetric, or if K has another symmetry which ensures that G is the only affine-invariant point, e.g. for K a regular polygon, but it differs from 1 in general. One can see that the minimum of this quotient is achieved for at least one affine class of convex bodies, and it would be worthy to determine the shape of these bodies, and to compute the corresponding minimum. In the case of all quadrilaterals, using Maple, we found that the minimum is attained precisely for a quadrilateral of our previous family, for $c = \frac{7}{4}$ and with $\frac{\alpha_{\min}(K)}{\alpha_{\max}(K)} = \frac{24}{25}$. The same questions can be asked in higher dimensions, replacing the midpoint of a chord by the mass center of an α -section.

8.10 We end this section with our main conjecture.

Conjecture 8.1 . For any convex bodies K, L with $K \subset L$, and any $\alpha \in]0, \frac{1}{2}[$, there exists an α -section of L which is a β -section of K for some $\beta \leq \alpha$.

This conjecture has been recently proven in [10] in the case of planar convex bodies. Another natural related question, the answer of which turns out to be negative, is the following.

For $K \subset L$ convex bodies, does there always exist a half-section Δ of L such that

$$|K| \text{length}(\Delta \cap L) \leq |L| \text{length}(\Delta \cap K) ?$$

For a counter-example, consider for K a thin pentagon of width varying from ε on each side to 2ε in the middle, placed at the basis of L , a triangle of height 1, see Figure 10. A

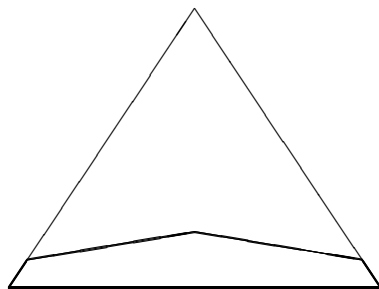


Figure 10: In bold, the body K ; in thin, the body L ; here $\varepsilon = \frac{1}{10}$

detailed analysis shows that, for every half-section Δ of L , one has $|K| \text{length}(\Delta \cap L) > |L| \text{length}(\Delta \cap K)$.

Acknowledgements. The authors thank Theodor Hangan and Tudor Zamfirescu for fruitful discussions and for having pointed to them several references. They are also indebted to the anonymous referee who drew to their attention the reference [21]. The third author thanks the *Université de Haute Alsace* for a one-month grant and its hospitality, and acknowledges partial support from the Romanian National Authority for Scientific Research, CNCS-UEFISCDI, grant PN-II-ID-PCE-2011-3-0533.

References

- [1] I. Bárány, P. Blagojević, A. Szűcs, Equipartitioning by a convex 3-fan, *Adv. Math.* 223 (2010), 579–593.
- [2] I. Bárány, A. Hubard, J. Jeronimo, Slicing convex sets and measures by a hyperplane, *Discrete Comput. Geom.* 39 (2008), 67–75.
- [3] I. Bárány, J. Matousek, Simultaneous partitions of measures by k -fans, *Discrete Comput. Geom.* 25 (2001), 317–334.
- [4] S. Bereg, Orthogonal equipartitions, *Computat. Geom.: Theory and Appl.* 42 (2009), 305–314.
- [5] P. V. M. Blagojević, G.M. Ziegler, Convex equipartitions via equivariant obstruction theory, *Israel J. Math.* 200 (2014), 49–77.
- [6] S.E. Cappell, J.E. Goodman, J. Pach, R. Pollack, M. Sharir, R. Wenger, Common tangents and common transversals, *Adv. Math.* 106 (1994), 198–215.

- [7] M. M. Day, Polygons circumscribed about closed convex curves, *Trans. Amer. Math. Soc.* 62 (1947), 315–319.
- [8] J. Dieudonné, *Foundations of Modern Analysis*, Academic Press, 1969.
- [9] C. Dupin, *Applications de Géométrie et de Mécanique, à la Marine, aux Ponts et Chaussées, etc*, Bachelier, Paris, 1822.
- [10] A. Fruchard, A. Magazinov, Fair partitioning by straight lines, submitted.
- [11] D. Fuchs, S. Tabachnikov, Lecture 11: Segments of equal area, 155–165, *Mathematical omnibus: Thirty lectures on classic mathematics*, Amer. Math. Soc. Ed., Providence, RI, 2007.
- [12] B. Grünbaum, Continuous families of curves, *Canad. J. Math.* 18 (1966), 529–537.
- [13] E. Gutkin, A. Katok, Caustics for inner and outer billiards, *Comm. Math. Phys.* 173 (1995), 101–133.
- [14] P.C. Hammer, Convex bodies associated with a convex body, *Proc. Amer. Math. Soc.* 2 (1951), 781–793.
- [15] R. N. Karasev, Equipartition of several measures, arXiv:1011.476v2 [math.MG] 29 Nov 2010.
- [16] R. N. Karasev, A. Hubard, B. Aronov, Convex equipartitions: the spicy chicken theorem, *Geom. Dedicata* 170 (2014), 263–279.
- [17] J. Kincses, The topological type of the α -sections of convex sets, *Adv. Math.* 217 (2008), 2159–2169.
- [18] V. Klee, The critical set of a convex body, *American J. Math.* 75 (1953), 178–188.
- [19] V. F. Lazutkin, Existence of caustics for the billiard problem in a convex domain (Russian), *Izv. Akad. Nauk SSSR Ser. Mat.* 37 (1973), 186–216.
- [20] V. V. Menon, A theorem on partitions of mass-distribution, *Pacific J. Math.* 16 (1966), 133–137.
- [21] M. Meyer, S. Reisner, A geometric property of the boundary of symmetric convex bodies and convexity of flotation surfaces, *Geom. Dedicata* 37 (1991), 327–337.
- [22] J. Moser, *Stable and random motions in dynamical systems*, Ann. of Math. Studies 77, 1973.
- [23] B. H. Neumann, On an invariant of plane regions and mass distributions, *J. London Math. Soc.* 20 (1945), 226–237.
- [24] T. Sakai, Balanced convex partitions of measures in \mathbb{R}^2 , *Graphs and Combinatorics* 18 (2002), 169–192.
- [25] C. Schütt, E. Werner, The convex floating body, *Math. Scand.* 66 (1990), 75–290.
- [26] C. Schütt, E. Werner, Homothetic floating bodies, *Geom. Dedicata* 49 (1994), 335–348.
- [27] P. Soberón, Balanced convex partitions of measures in \mathbb{R}^d , arXiv:1010.6191v2 [math.MG] 12 May 2011.
- [28] A. Stancu, The floating body problem, *Bull. London Math. Soc.* 38 (2006), 839–846.
- [29] S. Tabachnikov, On the dual billiard problem, *Adv. Math.* 115 (1995), 221–249.
- [30] U. Viet, Umkehrung eines Satzes von H. Brunn über Mittelpunktseibereiche, *Math.-Phys. Semesterber.* 5 (1956), 141–142.
- [31] T. Zamfirescu, Spreads, *Abh. Math. Sem. Univ. Hamburg* 50 (1980), 238–253.

- [32] T. Zamfirescu, Sur la réductibilité des corps convexes, *Math. Z.* 95 (1967), 20–33.
- [33] E. Werner, Floating bodies and illumination bodies, Proceedings of the Conference “Integral Geometry and Convexity”, Wuhan 2004, World Scientific, Singapore.

Addresses of the authors:

Nicolas Chevallier and Augustin Fruchard
Laboratoire de Mathématiques, Informatique et Applications
Faculté des Sciences et Techniques
Université de Haute Alsace
2 rue des Frères Lumière
68093 Mulhouse cedex, FRANCE

E-mails: `Nicolas.Chevallier@uha.fr`, `Augustin.Fruchard@uha.fr`

Costin Vilcu
Simion Stoilow Institute of Mathematics of the Romanian Academy,
P.O. Box 1-764, Bucharest 70700, ROMANIA

E-mail: `Costin.Vilcu@imar.ro`