

\mathcal{PT} -symmetric currents of a Bose-Einstein condensate in a triple well

Daniel Haag,^{*} Dennis Dast, Holger Cartarius, and Günter Wunner
Institut für Theoretische Physik 1, Universität Stuttgart, 70550 Stuttgart, Germany
(Dated: May 28, 2022)

We study the case of \mathcal{PT} -symmetric perturbations of Hermitian Hamiltonians with degenerate eigenvalues using the example of a triple-well system. The degeneracy complicates the question, whether or not a stationary current through such a system can be established, i.e. whether or not the \mathcal{PT} -symmetric states are stable. It is shown that this is only the case for perturbations that do not couple to any of the degenerate states. The physical explanation for the inhibition of stable currents is discussed. However, introducing an on-site interaction restores the capability to support stable currents.

PACS numbers: 03.65.Ge, 03.75.Kk, 03.75.Hh, 11.30.Er

I. INTRODUCTION

Bose-Einstein condensates (BECs) of dilute ultracold atom gases are one of the most prominent examples of many-particle systems that can be described by a mean-field theory. For temperatures that are considerably smaller than the critical temperature of the condensate the Gross-Pitaevskii equation [1, 2] is known to provide very accurate results, although the description has limitations in the vicinity of dynamic instabilities [3, 4].

There is a broad field of applications of such BECs in fundamental research, covering anything from the simulation of condensed matter in optical lattices over the study of rotating ultracold gases to the transition from fermionic superfluids to BECs [5]. Another promising application is the atom laser [6]. To realize a stable source of coherent atoms for the study of transport phenomena or the realization of an atom laser, particles have to be coupled in and out of the condensate coherently. Both has already been realized experimentally [7, 8].

To make use of the Gross-Pitaevskii equation even in the case of particle exchange with the environment, one can turn to non-Hermitian systems [9]. Here particle in- and outflux are described by positive and negative imaginary potentials, respectively [10]. Exact many-particle calculations [11] and master equation approaches [11–14] support the use of the non-Hermitian mean-field ansatz. Other applications of non-Hermitian Hamiltonians in dissipative optical lattices [15, 16] and in the study of condensate decay [17, 18], as a result of a complex scaling approach [19], have also been very successful.

However, it is not quite clear whether these Hamiltonians provide really stationary states supporting a stable current through the system since the energy eigenvalues can take complex values. A condition that is known to provide real eigenvalues in many cases is \mathcal{PT} symmetry [20–22]. Such systems have either real eigenvalues, belonging to \mathcal{PT} -symmetric eigenstates, or complex conjugate eigenvalues, belonging to \mathcal{PT} -broken eigenstates.

The concept of \mathcal{PT} symmetry is a special case of the theory of pseudo-Hermitian operators [23–25], however, both properties become identical in the case of a Schrödinger equation in position space with complex potentials.

The capability of these systems to provide real eigenvalue spectra was analyzed in many theoretical studies [26–33] and was realized experimentally in optical wave-guide systems [26, 34–36], which promises technical applications. Even though proposals exist [37, 38], the concept has not yet been realized experimentally in ultra-cold atomic gases.

These concepts have in common that a Hermitian system is perturbed by a non-Hermitian \mathcal{PT} -symmetric Hamiltonian. For weak perturbations such systems can be discussed using perturbation theory. This technique has already been used with great success [39, 40] to decide whether a linear system stays \mathcal{PT} symmetric under a non-Hermitian perturbation. Since complex eigenvalues lead to an exponential growth or decay of the eigenstate, \mathcal{PT} -symmetric states in a linear system are stable if and only if the eigenvalue spectrum is entirely real, i.e. the symmetry is unbroken.

We want to tackle the question under which conditions a system, in particular a three-well setup, is capable of supporting a stable stationary current, i.e. stable stationary states for finite \mathcal{PT} -symmetric imaginary potentials. For simple, i.e. non-degenerate, discrete eigenvalues which become equally spaced for high quantum numbers, it has already been shown that real eigenvalues always exist and can be found if the non-Hermitian part of the Hamiltonian is small enough [41–43]. However, this situation can change completely if degenerate eigenvalues are considered. The focus of the present work lies on the question how such degeneracies influence the existence of stable \mathcal{PT} -symmetric states. Additionally, since we are interested in BECs, the impact of the nonlinear contact interaction in the Gross-Pitaevskii equation on the linear results will be studied. In this case the stability has to be investigated separately using the Bogoliubov-de Gennes equations.

In Sec. II, we recapitulate the perturbation theory approach for both anti-Hermitian and pseudo-Hermitian perturbations and derive a stringent condition under which the \mathcal{PT} symmetry is preserved at least for smallest per-

^{*} daniel.haag@itp1.uni-stuttgart.de

turbations. Then we turn to a three-well system whose properties are discussed in the linear and nonlinear case in Sec. III, testing the prediction from the perturbation theory approach and the influence of the inter-particle interaction. Finally conclusions are drawn in Sec. IV.

II. PERTURBATION THEORY

We discuss a linear system described by the Hamiltonian $\hat{H} = \hat{H}_0 + \gamma \hat{H}_P$, where the unperturbed Hamiltonian \hat{H}_0 is Hermitian and the perturbation \hat{H}_P is anti-Hermitian. If they fulfill the relations

$$\mathcal{P}\hat{H}_0 = \hat{H}_0^\dagger \mathcal{P} = \hat{H}_0 \mathcal{P}, \quad (1a)$$

$$\mathcal{P}\hat{H}_P = \hat{H}_P^\dagger \mathcal{P} = -\hat{H}_P \mathcal{P}, \quad (1b)$$

the Hamiltonian is pseudo-Hermitian with respect to the parity operator, $\mathcal{P}\hat{H} = \hat{H}^\dagger \mathcal{P}$. It is obvious that in case of a diagonal matrix representation, the system is \mathcal{PT} symmetric, where \mathcal{T} acts as a complex conjugation. This is in particular true in position space where the perturbation is given by an antisymmetric imaginary potential $i\hat{V}(\hat{x})$.

If all eigenvalues of \hat{H}_0 are non-degenerate and discrete a perturbation can always be chosen small enough such that the eigenvalues, provided they behave as continuous functions of the perturbation strength γ , do not coalesce and form exceptional points. Since complex eigenvalues of pseudo-Hermitian Hamiltonians always appear in complex conjugate pairs [23–25] the formation of complex eigenvalues can only occur at exceptional points. In particular, for perturbations small enough all eigenvalues remain real.

This particular property can also be seen in a more formal way using perturbation theory [44, 45]. In addition, this approach can later be used to analyze degenerate systems. Since the unperturbed Hamiltonian commutes with the parity operator \mathcal{P} , all eigenvectors, $\{|\psi_m\rangle\}$, can be chosen either symmetric or antisymmetric, hence $\mathcal{P}|\psi_m\rangle = \lambda_m|\psi_m\rangle$, $\lambda_m = \pm 1$ holds. The power series for the energy eigenvalue μ_n of the corresponding eigenstate $|\psi_n\rangle$ reads

$$\mu_n = \mu_{n,0} + \gamma\mu_{n,1} + \gamma^2\mu_{n,2} + \dots$$

A useful explicit form of the energy corrections was given by Tosio Kato in 1949 [46],

$$\mu_{n,s} = (-1)^{s-1} \text{tr} \sum_{\mathbf{k}_s} S^{k_1} \hat{H}_P S^{k_2} \dots \hat{H}_P S^{k_{s+1}}, \quad (2)$$

where the sum is chosen to iterate over all $\mathbf{k}_s \in \mathbb{N}^{s+1}$ with $k_1 + \dots + k_{s+1} = s - 1$. The *reduced resolvent* is defined as

$$S = \sum_{m \neq n} \frac{|m\rangle\langle m|}{\mu_m - \mu_n},$$

while the zeroth power is treated differently as

$$S^0 = |n\rangle\langle n|.$$

We see that $[S, \mathcal{P}] = 0$ since

$$\mathcal{P}|m\rangle\langle m| = \lambda_m|m\rangle\langle m| = |m\rangle\langle m|\lambda_m = |m\rangle\langle m|\mathcal{P}.$$

Pseudo-Hermiticity of \hat{H}_P ensures that all corrections $\mu_{n,s}$ are real. This can be seen by using $\text{tr}(\mathcal{P}\hat{O}\mathcal{P}) = \text{tr}(\hat{O})$ and $S^\dagger = S$ and calculating the complex conjugate of the energy correction

$$\begin{aligned} \mu_{n,s}^* &= (-1)^{s-1} \text{tr} \sum_{\mathbf{k}_s} \mathcal{P} S^{k_{s+1}} \hat{H}_P^\dagger \dots \hat{H}_P^\dagger S^{k_1} \mathcal{P} \\ &= (-1)^{s-1} \text{tr} \sum_{\mathbf{k}_s} S^{k_{s+1}} \hat{H}_P \mathcal{P} \dots \mathcal{P} \hat{H}_P S^{k_1} \\ &= (-1)^{s-1} \text{tr} \sum_{\mathbf{k}_s} S^{k_1} \hat{H}_P \dots \hat{H}_P S^{k_{s+1}} \\ &= \mu_{n,s}. \end{aligned} \quad (3)$$

However, since anti-Hermiticity of \hat{H}_P renders every odd energy correction purely imaginary,

$$\begin{aligned} \mu_{n,s}^* &= (-1)^{s-1} \text{tr} \sum_{\mathbf{k}_s} S^{k_{s+1}} \hat{H}_P^\dagger \dots \hat{H}_P^\dagger S^{k_1} \\ &= (-1)^{s-1} \text{tr} \sum_{\mathbf{k}_s} (-1)^s S^{k_1} \hat{H}_P \dots \hat{H}_P S^{k_{s+1}} \\ &= (-1)^s \mu_{n,s}, \end{aligned} \quad (4)$$

they vanish and we conclude that the lowest order energy shift is at least quadratic.

The situation changes drastically if we stop assuming non-degenerate eigenvalues. Let us consider M degenerate eigenvectors $\{\phi_i\}$ with the common eigenvalue μ . The first order energy shift is given by the eigenvalues of the matrix

$$S_{ij} = \langle \phi_i | \hat{H}_P | \phi_j \rangle. \quad (5)$$

The matrix S inherits the anti-Hermiticity from the perturbation \hat{H}_P . Its eigenvalues are therefore either purely imaginary or zero. This means that any perturbation that does not imply $S = 0$ immediately produces imaginary eigenvalues. For \mathcal{PT} -symmetric Hamiltonians describing in- and outcoupling of particles, this means that no stable stationary current from particle source to particle sink can exist.

For $S = 0$, i.e. all matrix elements between degenerate eigenstates are zero, higher-order perturbations must be taken into account. In this case the considerations for simple eigenvalues from Eq. (3) hold, thus all eigenvalues remain real.

III. THREE-MODE SYSTEM

To gain a more physical understanding of the effects leading to this symmetry breaking that prohibits any stable stationary current through a system, we turn to

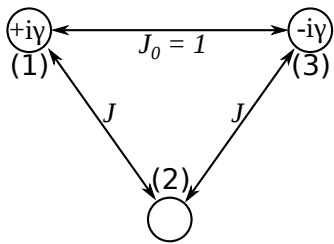


Figure 1. Scheme of the three-mode model. The imaginary on-site energies provide a particle influx to well 1 and an outflux from well 3. These two wells are coupled by a constant strength, set to unity, while the coupling J to well 2 is varied.

a simple example and solve the three-mode GPE with on-site interactions,

$$\sum_{j=1}^3 H_{ij} \psi_j + U |\psi_i|^2 \psi_i = \mu \psi_i, \quad (6)$$

described by the Hamiltonian

$$\mathbf{H} = \underbrace{\begin{pmatrix} 0 & -J & -1 \\ -J & 0 & -J \\ -1 & -J & 0 \end{pmatrix}}_{\hat{H}_0} + \gamma \underbrace{\begin{pmatrix} i & 0 & 0 \\ 0 & 0 & 0 \\ 0 & 0 & -i \end{pmatrix}}_{\hat{H}_P}. \quad (7)$$

The parameter U is the strength of the nonlinear on-site interaction. The chemical potential μ takes the role of the energy and, for the linear case, $U = 0$, is given by the eigenvalues of the Hamiltonian. Therefore the three terms are used as synonyms.

The Hamiltonian describes a system of three coupled wells where in the first well particles are injected into the system while particles are removed from the third well at the same rate γ . The tunneling rate between the gain and loss well is fixed to unity while the second well is coupled to both by the same variable coupling strength J . A scheme of the setup is shown in Fig. 1.

It is obvious that this Hamiltonian is \mathcal{PT} -symmetric and pseudo-Hermitian with respect to

$$\mathcal{P} = \begin{pmatrix} 0 & 0 & 1 \\ 0 & 1 & 0 \\ 1 & 0 & 0 \end{pmatrix}.$$

The effects leading to the symmetry breaking introduced in the previous section are discussed in the linear system, $U = 0$. Without the perturbation, i.e. $\gamma = 0$, the eigenvalues are given by the simple expressions

$$\mu_1 = -\sqrt{2J^2 + 1/4} - 1/2, \quad (8)$$

$$\mu_2 = +\sqrt{2J^2 + 1/4} - 1/2, \quad (9)$$

$$\mu_3 = 1. \quad (10)$$

There are two cases that deserve special attention. For $J = 0$ the second well is not coupled to the remaining

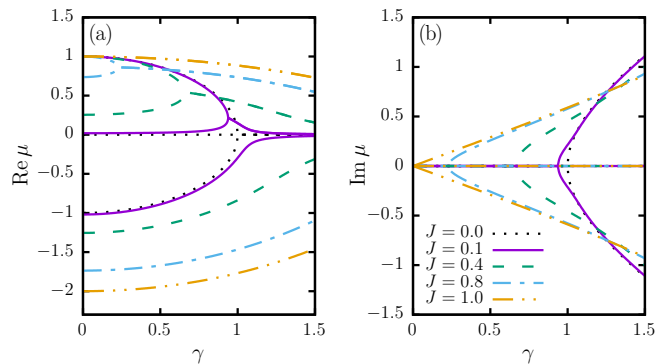


Figure 2. (Color online) (a) Real and (b) imaginary part of the eigenvalue μ for different values of the coupling strength J as function of the in- and outcoupling parameter γ . For $J = 0$ the ground and second excited state form an exceptional point of second order (EP2) at $\gamma = 1$ where both \mathcal{PT} -symmetric states vanish and two \mathcal{PT} -broken states emerge. The first excited state, located only in well 2 is completely independent from the other eigenstates. For $J > 0$ the first excited state forms an EP2 with the second excited state, while the ground state is shifted to smaller energies and retains its \mathcal{PT} symmetry for all values of γ . For increasing values of J , the energy difference between the two excited states decreases and the EP2 is shifted to smaller values of γ . At $J = 1$, two \mathcal{PT} -broken states emerge directly at $\gamma = 0$ with degenerate eigenvalues $\mu = 1$. Thus rendering the ground state unstable for $\gamma \neq 0$.

double-well system. This case has already been discussed in detail [33]. The \mathcal{PT} symmetry in the system breaks at $\gamma = 1$. The second special case is $J = 1$, in which the system becomes totally symmetric. In this situation the two eigenvalues $\mu_2 = \mu_3 = 1$ degenerate. Applying perturbation theory sketched in the previous section to this case leads to the matrix

$$S = \begin{pmatrix} 0 & 2i \\ 2i & 0 \end{pmatrix}, \quad (11)$$

immediately breaking the \mathcal{PT} symmetry.

The transition from the double well to the symmetric triangular case is now studied in more detail. The complete analytic expressions for $\gamma \neq 0$ do not provide further insight, therefore we limit our discussion to numerical results starting with the linear spectrum in Fig. 2. For $J = 0$, where the system corresponds to a double-well potential and one independent well, the ground and excited state of the double well coalesce in an exceptional point of second order (EP2) where they vanish and two \mathcal{PT} -broken states emerge. These states have complex conjugate eigenvalues with a finite imaginary part. The remaining \mathcal{PT} -symmetric state is completely localized in the decoupled well 2, while the double well is empty. However, any perturbation that adds some number of particles to the wells 1 and 3 still renders the remaining double-well system unstable.

For $J > 0$ the structure changes and the ground state stays \mathcal{PT} -symmetric for all values of γ . The EP2 however

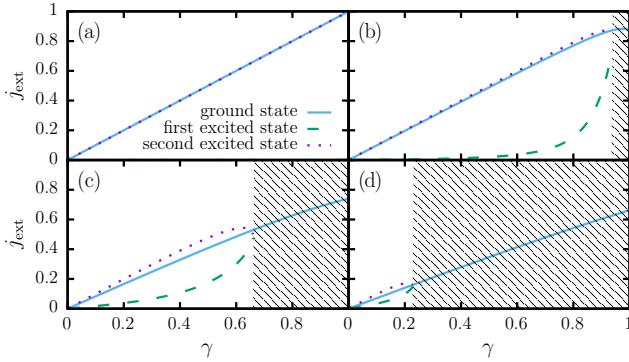


Figure 3. (Color online) Net current through the system j_{ext} as function of γ for (a) $J = 0$, (b) $J = 0.1$, (c) $J = 0.4$, (d) $J = 0.8$. The highlighted areas show regions where \mathcal{PT} -broken eigenstates with complex eigenvalues exist, thus rendering all stationary states unstable. The maximum current, $j_{\text{ext}} = 1$, is reachable only for $J = 0$. For $0 < J < 1$ the second excited state supports the highest net current slightly before the EP.

is still present, now occurring between the two excited states of the three-well system. For increasing coupling strengths J the EP2 is shifted to lower parameters γ breaking the \mathcal{PT} symmetry of these states and rendering the system unstable at smaller values of γ .

For $J = 1$ the EP2 reaches $\gamma = 0$ where it vanishes due to the Hermiticity of the system and is replaced by a degeneracy of two eigenvalues. For this case, as predicted from perturbation theory, the \mathcal{PT} symmetry is broken for any value of γ .

The coupling to an additional well and thus the availability of an additional channel seems to diminish the capability of the system to support a stable current. The net current through the system is given by the particle current from an external source to the gain well 1. The continuity equation for this well reads

$$\frac{\partial}{\partial t} |v_1|^2 = \underbrace{2\gamma |v_1|^2}_{j_{\text{ext}}} - \underbrace{\frac{J}{i} (v_1^* v_2 - v_1 v_2^*)}_{j_{12}} - \underbrace{\frac{1}{i} (v_1^* v_3 - v_1 v_3^*)}_{j_{13}}, \quad (12)$$

where v_i are the components of the eigenvector and with the particle currents j_{ij} from well i to j and the external current of particles into the well j_{ext} . For stationary states $j_{\text{ext}} = j_{12} + j_{13}$ holds. At the same time the incoupling in well 1 and the outcoupling in well 3 are balanced, thus j_{ext} specifies the net current.

Figure 3 shows the net flow j_{ext} for all three states and different coupling strengths J . For $J = 0$ the ground state and second excited state, which are the solutions to an equivalent two-mode problem, support equally strong currents. The maximum current $j_{\text{ext}} = 1$ is reached at the exceptional point at $\gamma = 1$. If the additional well 2 is coupled with $0 < J < 1$, the ground state is no longer involved in the EP2 and provides a stationary current even after the two excited states have vanished. However in this region the state is no longer stable with respect to any

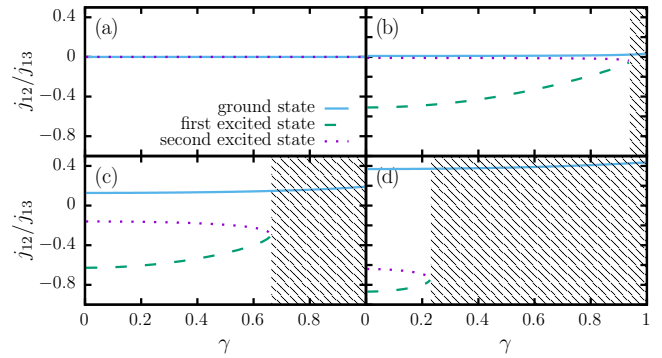


Figure 4. (Color online) Ratio of the current j_{12} through the additional well and j_{13} directly to the loss well as function of γ for (a) $J = 0$, (b) $J = 0.1$, (c) $J = 0.4$, (d) $J = 0.8$. While the current j_{13} is always positive, negative ratios represent negative currents j_{12} . Again the highlighted areas show regions where \mathcal{PT} -broken eigenstates exist. For $J = 0$ no particles can be transferred through well 2. After coupling the well to the system the ground state supports a positive current through the well, while the excited states show negative currents. For $J \rightarrow 1$ the ratio approaches -1 .

small perturbations. The strongest current is achieved by the second excited state for a value of γ slightly smaller than the EP2. The \mathcal{PT} symmetry breaking at the EP2 is therefore the main reason for the decrease of the maximal currents as the coupling J is increased.

As a next step we look at the partial particle flows from the gain well 1 to the loss well 3, j_{13} , i.e. the direct channel, and to well 2, j_{12} , i.e. the additional channel. These currents are compared in Fig. 4 for different coupling strengths J . The ground state is the only stationary state supporting a positive current through the additional channel. For increasing coupling parameters J an increasing part of the particles – for $J = 0.8$ (Fig. 4(d)) – approximately a third of the net current, is transported through well 2.

In contrast to this behavior the excited states do not at all support a positive current through well 2. Since the current j_{12} is negative, the additional channel transports particles from the loss to the gain well. The relative strength of this reverse current increases with higher parameters J , and becomes comparable to the current from the gain to the loss well j_{13} for $J \rightarrow 1$ (Fig. 4(c),(d)). For $J \approx 1$ a small parameter γ is sufficient to induce a strong circular current, breaking the \mathcal{PT} symmetry even though only very few particles enter the system.

Up to now we only discussed linear systems, i.e. systems without inter-particle interaction. However, in most Bose-Einstein condensates at least a contact interaction, described by the on-site interaction in Eq. (6) is present. In the nonlinear case, the stability of a stationary state ψ is no longer determined by the complex eigenspectrum

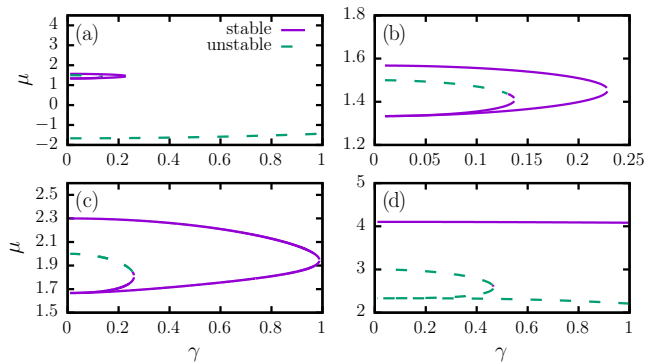


Figure 5. (Color online) Chemical potential μ of \mathcal{PT} -symmetric states against the strength of the parameter γ for coupling parameter $J = 1$ and nonlinearity parameter (a),(b) $U = 1$, (c) $U = 2$, (d) $U = 4$. Introducing the nonlinearity (a) gives rise to four new states for $\gamma \neq 0$, which are shown in the enlarged figures (b),(c),(d). For $U = 1$ and $U = 2$ three of them are stable (solid lines) and one is unstable (dashed line), for $U = 4$ all states except the highest excited one are unstable.

but by the linear Bogoliubov-de Gennes equations:

$$\sum_{j=1}^3 H_{ij} u_j + 2U |\psi_i|^2 u_i + U \psi_i^2 v_i - \mu u_i = \omega u_i, \quad (13a)$$

$$\sum_{j=1}^3 H_{ij}^* v_j + 2U |\psi_i|^2 v_i + U \psi_i^{*2} u_i - \mu^* v_i = -\omega v_i, \quad (13b)$$

defining the linearized evolution of the perturbation $\delta\psi_i = u_i \exp(-i\omega t) + v_i^* \exp(i\omega^* t)$. If all eigenvalues ω are real, the state is considered to be stable, while any non-vanishing imaginary part renders it unstable.

Figure 5 shows the chemical potential for $J = 1$ and different strengths of the nonlinearity U . Again only \mathcal{PT} -symmetric states are shown. The first point to notice is that every nonlinearity strength gives rise to a set of four new \mathcal{PT} -symmetric states (Fig. 5(a),(b)). Since three of these states are stable, the particle interaction supports a stationary transport through the system although the symmetry of the system inhibits all stable currents in the linear case. The four states vanish in two independent tangent bifurcations. For a stronger nonlinearity $U = 2$ (Fig. 5(c)) two stable states are available up to $\gamma = 1$. For $U = 4$ (Fig. 5(d)) only the highest excited stationary state is still stable. As already known from in \mathcal{PT} -symmetric systems the stability of stationary states does not change exactly at a bifurcation point but only close to them. However, in the following discussion we neglect this subtlety.

The three states supporting stationary currents are now discussed in more detail. For that purpose, Fig. 6 shows the particular net current for different strengths of the nonlinearity. For lower nonlinearities the three stable states support a similar maximum net current but at different values of γ (Fig. 6(a)). This is due to

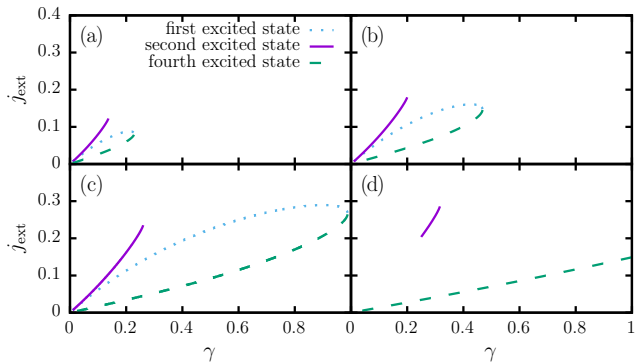


Figure 6. (Color online) Net current through the system given by the incoupling external current j_{ext} against γ for (a) $U = 1$, (b) $U = 1.5$, (c) $U = 2$, (d) $U = 2.5$. Only the three stable \mathcal{PT} -symmetric states introduced in Fig. 5 are shown. For nonlinearities of U up to 2, all three states are able to sustain a similar current, which reaches a maximum of approximately 0.3 at $U \approx 2$. For higher nonlinearities stable states become unstable until only the highest excited state remains. Its low current is due to the fact that there are only few particles present in the gain and loss well.

different values of the modulus square of the different wave functions at wells 1 and 3. The second excited state is almost fully localized in these wells. This explains why this state vanishes for lower values of γ but is already supporting a strong current. For $U \approx 2$ the currents reach their maximum of about 0.3, i.e. a third of the maximum current of the double well with $J = 0$. For higher values of U the first and second excited state become unstable. The fourth excited state however stays stable since the weak population of the gain and loss well leads to a weak net current.

IV. CONCLUSION AND OUTLOOK

Perturbation theory predicts that in linear systems a \mathcal{PT} -symmetric perturbation \hat{H}_P of a Hermitian system leads to real eigenvalues and therefore stable stationary states if and only if all sets of degenerate eigenvectors $\{\phi_i\}$ satisfy $\langle \phi_i | \hat{H}_P | \phi_j \rangle = 0$.

As a simple example we studied a triple well with one gain, one loss, and one additional well. This system violates the above condition in the case of equal coupling strengths between all wells. The physical nature of the symmetry breaking was discussed by varying the coupling strengths while preserving the \mathcal{PT} symmetry. It was demonstrated that the current supported by the system reaches its maximum when the third well is not coupled to the system, ergo in the case of a double well system. Coupling the well to the system leads to a reverse current, reducing and ultimately quenching the net current.

While the equally coupled triple well does not support stable currents in the linear case, introducing a contact

interaction gave rise to four new \mathcal{PT} -symmetric states, three of them stable. These states restore the capability of the system to support a stationary current. For an interaction strength above twice the coupling strength between the wells, the current reaches its maximum of a third of the double-well current in the linear system.

It would be highly interesting for future studies to ana-

lyze spatially extended three-dimensional triple wells, i.e. a full solution in the three dimensional position space. While the results from perturbation theory provide good predictions for linear systems, it is not clear if the inter-particle interaction in extended potentials is able to restore the support for stationary currents.

-
- [1] E. P. Gross, *Nuovo Cimento* **20**, 454 (1961).
 [2] L. P. Pitaevskii, *Sov. Phys. JETP* **13**, 451 (1961).
 [3] J. R. Anglin and A. Vardi, *Phys. Rev. A* **64**, 013605 (2001).
 [4] A. Vardi and J. R. Anglin, *Phys. Rev. Lett.* **86**, 568 (2001).
 [5] I. Bloch, J. Dalibard, and W. Zwerger, *Rev. Mod. Phys.* **80**, 885 (2008).
 [6] M. Holland, K. Burnett, C. Gardiner, J. I. Cirac, and P. Zoller, *Phys. Rev. A* **54**, R1757 (1996).
 [7] T. Gericke, P. Wurtz, D. Reitz, T. Langen, and H. Ott, *Nat. Phys.* **4**, 949 (2008).
 [8] N. P. Robins, C. Figl, M. Jeppesen, G. R. Dennis, and J. D. Close, *Nat. Phys.* **4**, 731 (2008).
 [9] N. Moiseyev, *Non-Hermitian Quantum Mechanics* (Cambridge University Press, Cambridge, 2011).
 [10] Y. Kagan, A. E. Muryshev, and G. V. Shlyapnikov, *Phys. Rev. Lett.* **81**, 933 (1998).
 [11] K. Rapedius, *J. Phys. B* **46**, 125301 (2013).
 [12] D. Dast, D. Haag, H. Cartarius, and G. Wunner, *Phys. Rev. A* **90**, 052120 (2014).
 [13] F. Trimborn, D. Witthaut, and S. Wimberger, *J. Phys. B* **41**, 171001 (2008).
 [14] D. Witthaut, F. Trimborn, H. Hennig, G. Kordas, T. Geisel, and S. Wimberger, *Phys. Rev. A* **83**, 063608 (2011).
 [15] F. K. Abdullaev, V. V. Konotop, M. Salerno, and A. V. Yulin, *Phys. Rev. E* **82**, 056606 (2010).
 [16] Y. V. Bludov and V. V. Konotop, *Phys. Rev. A* **81**, 013625 (2010).
 [17] K. Rapedius and H. J. Korsch, *J. Phys. B* **42**, 044005 (2009).
 [18] K. Rapedius, C. Elsen, D. Witthaut, S. Wimberger, and H. J. Korsch, *Phys. Rev. A* **82**, 063601 (2010).
 [19] P. Schlagheck and T. Paul, *Phys. Rev. A* **73**, 023619 (2006).
 [20] C. M. Bender and S. Boettcher, *Phys. Rev. Lett.* **80**, 5243 (1998).
 [21] C. M. Bender, S. Boettcher, and P. N. Meisinger, *J. Math. Phys.* **40**, 2201 (1999).
 [22] C. M. Bender, *Rep. Prog. Phys.* **70**, 947 (2007).
 [23] A. Mostafazadeh, *J. Math. Phys.* **43**, 205 (2002).
 [24] A. Mostafazadeh, *J. Math. Phys.* **43**, 2814 (2002).
 [25] A. Mostafazadeh, *J. Math. Phys.* **43**, 3944 (2002).
 [26] S. Klaiman, U. Günther, and N. Moiseyev, *Phys. Rev. Lett.* **101**, 080402 (2008).
 [27] J. Schindler, A. Li, M. C. Zheng, F. M. Ellis, and T. Kottos, *Phys. Rev. A* **84**, 040101 (2011).
 [28] S. Bittner, B. Dietz, U. Günther, H. L. Harney, M. Miski-Oglu, A. Richter, and F. Schäfer, *Phys. Rev. Lett.* **108**, 024101 (2012).
 [29] H. Cartarius, D. Haag, D. Dast, and G. Wunner, *J. Phys. A* **45**, 444008 (2012).
 [30] H. Cartarius and G. Wunner, *Phys. Rev. A* **86**, 013612 (2012).
 [31] T. Mayteevarunyoo, B. A. Malomed, and A. Reeksabutr, *Phys. Rev. E* **88**, 022919 (2013).
 [32] E. M. Graefe, U. Günther, H. J. Korsch, and A. E. Niederle, *J. Phys. A* **41**, 255206 (2008).
 [33] E.-M. Graefe, *J. Phys. A* **45**, 444015 (2012).
 [34] C. E. Rüter, K. G. Makris, R. El-Ganainy, D. N. Christodoulides, M. Segev, and D. Kip, *Nat. Phys.* **6**, 192 (2010).
 [35] A. Guo, G. J. Salamo, D. Duchesne, R. Morandotti, M. Volatier-Ravat, V. Aimez, G. A. Siviloglou, and D. N. Christodoulides, *Phys. Rev. Lett.* **103**, 093902 (2009).
 [36] B. Peng, Ş. K. Özdemir, F. Lei, F. Monifi, M. Gianfreda, G. L. Long, S. Fan, F. Nori, C. M. Bender, and L. Yang, *Nat. Phys.* **10**, 394 (2014).
 [37] M. Kreibich, J. Main, H. Cartarius, and G. Wunner, *Phys. Rev. A* **87**, 051601(R) (2013).
 [38] F. Single, H. Cartarius, G. Wunner, and J. Main, *Phys. Rev. A* **90**, 042123 (2014).
 [39] F. M. Fernández, R. Guardiola, J. Ros, and M. Znojil, *J. Phys. A* **31**, 10105 (1998).
 [40] F. M. Fernández and J. Garcia, *J. Math. Phys.* **55**, 042107 (2014).
 [41] B. Mityagin and P. Siegl, *Lett. Math. Phys.* **1** (2015), doi:10.1007/s11005-015-0805-7.
 [42] J. Adduci and B. Mityagin, *Cent. Eur. J. Math.* **10**, 569 (2012).
 [43] D. Haag, H. Cartarius, and G. Wunner, *Acta Polytechnica* **54**, 116 (2014).
 [44] F. M. Fernández, *Introduction to perturbation theory in quantum mechanics* (CRC Press, Boca Raton, FL, 2001).
 [45] A. Messiah, *Quantum Mechanics Vol 2* (North-Holland Publishing Company, Amsterdam, 1965).
 [46] T. Kato, *Prog. Theor. Phys.* **4**, 514 (1949).