

# Unraveling the secret of Benjamin Franklin: Constructing Franklin squares of higher order

Maya Mohsin Ahmed

## Abstract

Benjamin Franklin constructed three squares which have amazing properties, and his method of construction has been a mystery to date. In this article, we divulge his secret and show how to construct such squares for any order.

## 1 Introduction

52	61	4	13	20	29	36	45
14	3	62	51	46	35	30	19
53	60	5	12	21	28	37	44
11	6	59	54	43	38	27	22
55	58	7	10	23	26	39	42
9	8	57	56	41	40	25	24
50	63	2	15	18	31	34	47
16	1	64	49	48	33	32	17

F1

17	47	30	36	21	43	26	40
32	34	19	45	28	38	23	41
33	31	46	20	37	27	42	24
48	18	35	29	44	22	39	25
49	15	62	4	53	11	58	8
64	2	51	13	60	6	55	9
1	63	14	52	5	59	10	56
16	50	3	61	12	54	7	57

F2

200	217	232	249	8	25	40	57	72	89	104	121	136	153	168	185
58	39	26	7	250	231	218	199	186	167	154	135	122	103	90	71
198	219	230	251	6	27	38	59	70	91	102	123	134	155	166	187
60	37	28	5	252	229	220	197	188	165	156	133	124	101	92	69
201	216	233	248	9	24	41	56	73	88	105	120	137	152	169	184
55	42	23	10	247	234	215	202	183	170	151	138	119	106	87	74
203	214	235	246	11	22	43	54	75	86	107	118	139	150	171	182
53	44	21	12	245	236	213	204	181	172	149	140	117	108	85	76
205	212	237	244	13	20	45	52	77	84	109	116	141	148	173	180
51	46	19	14	243	238	211	206	179	174	147	142	115	110	83	78
207	210	239	242	15	18	47	50	79	82	111	114	143	146	175	178
49	48	17	16	241	240	209	208	177	176	145	144	113	112	81	80
196	221	228	253	4	29	36	61	68	93	100	125	132	157	164	189
62	35	30	3	254	227	222	195	190	163	158	131	126	99	94	67
194	223	226	255	2	31	34	63	66	95	98	127	130	159	162	191
64	33	32	1	256	225	224	193	192	161	160	129	128	97	96	65

F3

Figure 1: Squares constructed by Benjamin Franklin

The well-known squares in Figure 1 were constructed by Benjamin Franklin (see [2] and [3]). In a letter to Peter Collinson (see [2]) he describes the properties of the  $8 \times 8$  square, F1 as:

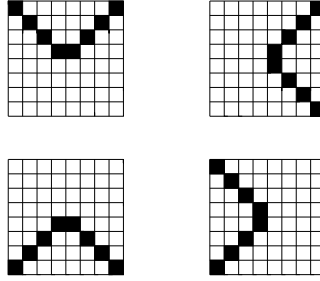


Figure 2: The four main bend diagonals [3]

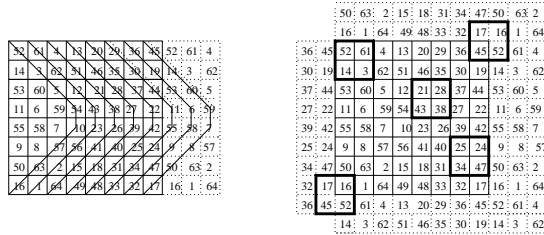


Figure 3: Continuous properties of Franklin squares

1. The entries of every row and column add to a common sum called the *magic sum*.
2. In every half row and half column the entries add to half the magic sum.
3. The entries of the main bend diagonals (see Figure 2) and all the bend diagonals parallel to it (see Figure 3) add to the magic sum.
4. The four corner numbers with the four middle numbers add to the magic sum.

Franklin mentions that the square F1 has five other curious properties without listing them. He also says, in the same letter, that the  $16 \times 16$  square, F3, in Figure 1 has all the properties of the  $8 \times 8$  square, but in addition, every  $4 \times 4$  sub-square adds to the common magic sum.

We now bring to attention some important facts about these squares. The entries of the squares are from the set  $\{1, 2, \dots, n^2\}$ , where  $n = 8$  or  $n = 16$ . Every integer in this set occurs in the square exactly once. The  $8 \times 8$  squares have magic sum 260 and the  $16 \times 16$  square has magic sum 2056. Unlike, F1 or F2, observe that for F3, the four corner numbers with the four middle numbers add to half the magic sum. In addition, observe that every  $2 \times 2$  sub-square in F1 and F2 adds to half the magic sum, and in F3 adds to one-quarter the magic sum. The property of the  $2 \times 2$  sub-squares adding to a common sum and the property of bend diagonals adding to the magic sum are *continuous properties*. By continuous property we mean that if we imagine the square is the surface of a torus; i.e. opposite sides of the square are glued together, then the bend diagonals or the  $2 \times 2$  sub-squares can be translated and still the corresponding sums hold (see Figure

3). It is worth noticing that the fourth property listed by Benjamin Franklin is redundant because of the continuous property of the  $2 \times 2$  sub-squares adding to a common sum. Moreover, the  $2 \times 2$  sub-square property implies that every  $4 \times 4$  sub-square adds to the magic sum in F3. For a detailed study of these three squares constructed by Benjamin Franklin, see [1, 2, 3].

From now on, row sum, column sum, or bend diagonal sum, etc. mean that we are adding the entries of those elements. We use the description provided by Benjamin Franklin and our observations to define *Franklin squares*.

**Definition 1.1** (Franklin Square). *Consider an integer,  $n = 2^r$  such that  $r \geq 3$ . Let the magic sum be denoted by  $M$  and  $N = n^2 + 1$ . We define an  $n \times n$  Franklin square to be a  $n \times n$  matrix with the following properties:*

1. *Every integer from the set  $\{1, 2, \dots, n^2\}$  occurs exactly once in the square. Consequently,*

$$M = \frac{n}{2}N.$$

2. *All the the half rows, half columns add to one-half the magic sum. Consequently, all the rows and columns add to the magic sum.*
3. *All the bend diagonals add to the magic sum, continuously.*
4. *All the  $2 \times 2$  sub-squares add to  $4M/n = 2N$ , continuously. Consequently, all the  $4 \times 4$  sub-squares add to  $8N$ , and the four corner numbers with the four middle numbers add to  $4N$ .*

In [1], we described how to construct Franklin squares using Algebraic Geometry and Combinatorics. Those methods, being computationally challenging, are not suitable for higher orders. In this article, we follow Benjamin Franklin's footsteps closely, and provide elementary techniques to construct a Franklin square of any given order. The strategies of construction of Franklin squares F1 and F3 are the same and our methods are based on observing these two squares. The construction of F2 is different from F1 and we do not touch upon the construction of F2 in this article. A  $32 \times 32$  Franklin square is given in Table 1. A Franklin square of this order has never been constructed before. Moreover, the Maple code we provide in Section 3 can easily construct Franklin squares of higher order. The details of the method are given in in Section 2.



For  $i = 0$  to  $e - 1$ :  $t = s + 2i$  and

$$A_{rf+2i,cs} = N - t, A_{rf+2i,ca} = t, A_{rf+1+2i,cs} = t + 1, A_{rf+1+2i,ca} = N - (t + 1).$$

Observe that the Up function goes up the rows of the part in a zig-zag fashion assigning values  $t$  and  $N - t$ . Similarly, the Down function goes down the rows of the part. Observe that these assignments guarantee that  $A_{r,ca} + A_{r,cs} = N$ , for any row  $r$  and pair of columns  $ca, cs$ .

The indices of column pairings and order of construction for the left side is  $n/4 - k$  and  $n/4 + 1 + k$ ; and for the right side is  $n/2 + 1 + k$  and  $n - k$  where  $k = 0, \dots, n/4 - 1$ . This order of construction implies that the left side is constructed from the center going outwards whereas the right side is constructed from the outside columns going inwards to the center. The numbers  $1, 2, \dots, n^2/4$  always appear on the left side of the Franklin square and the numbers  $n^2/4 + 1, \dots, n^2/2$  appear on the right side of the square.

We first construct the left side of the Franklin square. To begin, we do an Up operation on the bottom part with  $s = 1, cs = n/4, ca = n/4 + 1$ , and  $e = n/8$ . Then, we do an Up operation on the top part with  $s = n/4 + 1, cs = n/4, ca = n/4 + 1$ , and  $e = n/8$ . Next, we do a Down operation on the middle part with  $s = n/2 + 1, cs = n/4, ca = n/4 + 1$ , and  $e = n/4$ . At this point, we have constructed two columns which contain the integers  $1, 2, \dots, n$  and  $N - 1, N - 2, \dots, N - n$ . Now, we do an Up operation on the middle part with  $s = n + 1, cs = n/4 - 1, ca = n/4 + 2$ , and  $e = n/4$ . Next, we do a Down operation on the top part with  $s = 3n/2 + 1, cs = n/4 - 1, ca = n/4 + 2$ , and  $e = n/8$ . Finally, we do a Down operation on the bottom part with  $s = 7n/4 + 1, cs = n/4 - 1, ca = n/4 + 2$ , and  $e = n/8$ .

Observe that four columns were created with the above operations. This sequence of operations is repeated  $n/4 - 1$  times to complete the left side of the square, where the parameters in the Up and Down operations are replaced by  $s = s + 2jn, ca = ca + 2j, cs = cs - 2j$ , where  $j = 1, \dots, n/4 - 1$ .

The same sequence of operations and number of repetitions are used to construct the right side of the Franklin square. The parameters  $r$  and  $e$  remain the same whereas  $s = s + (n/2)(n/2)$  for all the Up and Down operations. The changes in the column parameters  $ca$  and  $cs$  are listed below.

	Up(bottom)	Up(top)	Down(middle)	Up(middle)	Down(top)	Down(bottom)
ca:	$n/2+1$	$n/2+1$	$n/2+1$	$n/2+2$	$n/2+2$	$n/2+2$
cs:	$n$	$n$	$n$	$n-1$	$n-1$	$n-1$

See Figure 4 and Table 2 for a pictorial construction of the left side of the  $16 \times 16$  Franklin square F3. The pictorial construction of right side of F3 is described in Figure 5 and Table 3. Maple procedures to construct Franklin squares of any order  $n$  are provided in Section 3.

**Proposition 2.1.** *Let  $A$  be an  $n \times n$  square constructed by the above procedure. Then  $A$  is a Franklin square.*

*Proof.* Consider a column  $c$  of  $A$ . Then, for the rows  $n/4, 3n/4$  and  $n$ , if  $c$  is odd, we have

$$A_{n/4,c} + A_{n/4+1,c} = N + n/4, A_{3n/4,c} + A_{3n/4+1,c} = N - 3n/4, A_{n,c} + A_{1,c} = N + n - 1,$$

Table 2: The left side of the Franklin square F3.

$N - 57$	$N - 40$	$N - 25$	$N - 8$	8	25	40	57
58	39	26	7	$N - 7$	$N - 26$	$N - 39$	$N - 58$
$N - 59$	$N - 38$	$N - 27$	$N - 6$	6	27	38	59
60	37	28	5	$N - 5$	$N - 28$	$N - 37$	$N - 60$
$N - 56$	$N - 41$	$N - 24$	$N - 9$	9	24	41	56
55	42	23	10	$N - 10$	$N - 23$	$N - 42$	$N - 55$
$N - 54$	$N - 43$	$N - 22$	$N - 11$	11	22	43	54
53	44	21	12	$N - 12$	$N - 21$	$N - 44$	$N - 53$
$N - 52$	$N - 45$	$N - 20$	$N - 13$	13	20	45	52
51	46	19	14	$N - 14$	$N - 19$	$N - 46$	$N - 51$
$N - 50$	$N - 47$	$N - 18$	$N - 15$	15	18	47	50
49	48	17	16	$N - 16$	$N - 17$	$N - 48$	$N - 49$
$N - 61$	$N - 36$	$N - 29$	$N - 4$	4	29	36	61
62	35	30	3	$N - 3$	$N - 30$	$N - 35$	$N - 62$
$N - 63$	$N - 34$	$N - 31$	$N - 2$	2	31	34	63
64	33	32	1	$N - 1$	$N - 32$	$N - 33$	$N - 64$

Table 3: The right side of the Franklin square F3.

72	89	104	121	$N - 121$	$N - 104$	$N - 89$	$N - 72$
$N - 71$	$N - 90$	$N - 103$	$N - 122$	122	103	90	71
70	91	102	123	$N - 123$	$N - 102$	$N - 91$	$N - 70$
$N - 69$	$N - 92$	$N - 101$	$N - 124$	124	101	92	69
73	88	105	120	$N - 120$	$N - 105$	$N - 88$	$N - 73$
$N - 74$	$N - 87$	$N - 106$	$N - 119$	119	106	87	74
75	86	107	118	$N - 118$	$N - 107$	$N - 86$	$N - 75$
$N - 76$	$N - 85$	$N - 108$	$N - 117$	117	108	85	76
77	84	109	116	$N - 116$	$N - 109$	$N - 84$	$N - 77$
$N - 78$	$N - 83$	$N - 110$	$N - 115$	115	110	83	78
79	82	111	114	$N - 114$	$N - 111$	$N - 82$	$N - 79$
$N - 80$	$N - 81$	$N - 112$	$N - 113$	113	112	81	80
68	93	100	125	$N - 125$	$N - 100$	$N - 93$	$N - 68$
$N - 67$	$N - 94$	$N - 99$	$N - 126$	126	99	94	67
66	95	98	127	$N - 127$	$N - 98$	$N - 95$	$N - 66$
$N - 65$	$N - 96$	$N - 97$	$N - 128$	128	97	96	65

Figure 4: Constructing the left side of the Franklin square F3.

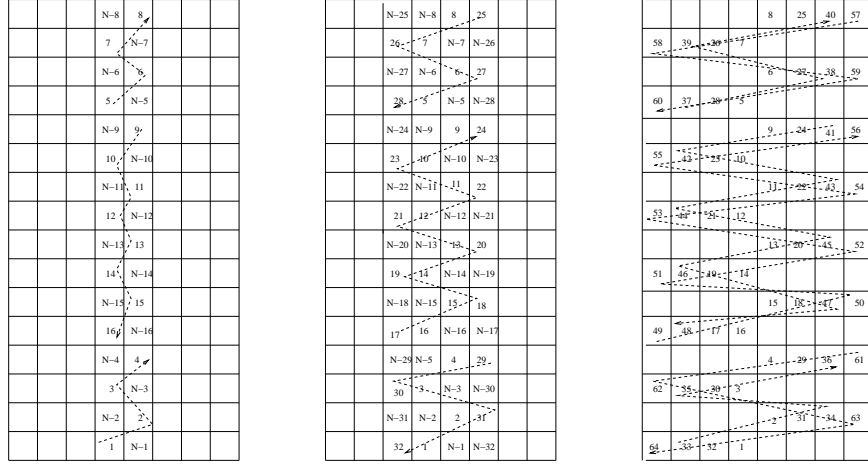
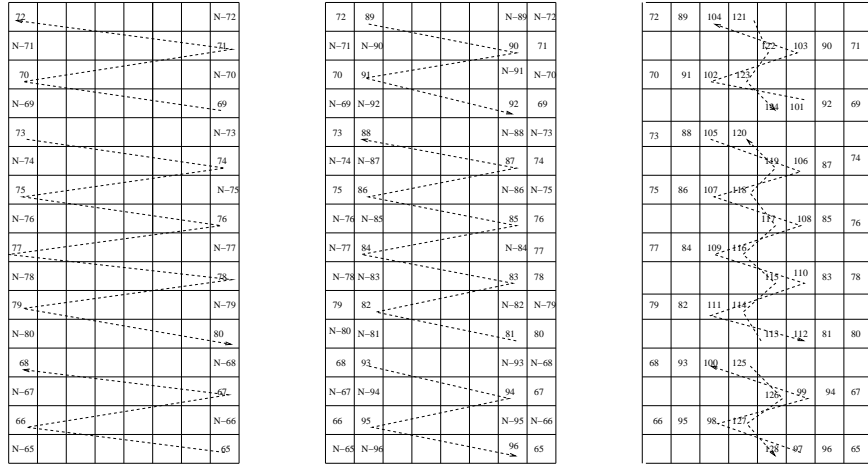


Figure 5: Constructing the right side of the Franklin square F3.



and if  $c$  is odd, we have

$$A_{n/4,c} + A_{n/4+1,c} = N - n/4, A_{3n/4,c} + A_{3n/4+1,c} = N + 3n/4, A_{n,c} + A_{1,c} = N - (n - 1).$$

Consider the remaining rows, that is,  $r \in \{1, 2, \dots, n\} \setminus \{n/4, 3n/4, n\}$ . In the top and middle parts of the square, that is, when  $r < n/4$  or  $r > n/2$ , we have

$$\begin{aligned} A_{r,c} + A_{r+1,c} &= N + 1, \text{ if } c \text{ is odd, and } r \text{ is odd,} \\ A_{r,c} + A_{r+1,c} &= N - 1, \text{ if } c \text{ is odd, and } r \text{ is even,} \\ A_{r,c} + A_{r+1,c} &= N - 1, \text{ if } c \text{ is even, and } r \text{ is odd,} \\ A_{r,c} + A_{r+1,c} &= N + 1, \text{ if } c \text{ is even, and } r \text{ is even.} \end{aligned}$$

For the middle part of the square, that is, when  $n/4 < r \leq n/2$ , we have

$$\begin{aligned} A_{r,c} + A_{r+1,c} &= N - 1, \text{ if } c \text{ is odd, and } r \text{ is odd,} \\ A_{r,c} + A_{r+1,c} &= N + 1, \text{ if } c \text{ is odd, and } r \text{ is even,} \\ A_{r,c} + A_{r+1,c} &= N + 1, \text{ if } c \text{ is even, and } r \text{ is odd,} \\ A_{r,c} + A_{r+1,c} &= N - 1, \text{ if } c \text{ is even, and } r \text{ is even.} \end{aligned}$$

Thus, adjacent pair of entries in the column  $c$  add to  $N \pm 1$  within a part of the square. At the boundaries, that is, for the rows  $n/4, 3n/4$  and  $n$ , the sums are slightly different. Nevertheless, because of the alternating signs between odd and even columns, it follows that all the  $2 \times 2$  sub-squares add to  $2N$ , continuously.

Also, for the column  $c$ , the entries of the top four rows and the bottom four rows add to  $(n/8)N + n/8$ , if  $c$  is odd, and  $(n/8)N - n/8$ , if  $c$  is even. Moreover, the top four rows and the last four rows of the middle part add to  $(n/8)N - n/8$ , if  $c$  is odd, and to  $(n/8)N + n/8$ , if  $c$  is even. Consequently, all the half columns add to  $(n/4)N$  which is half the magic sum. Therefore, all the columns add to the magic sum. Since the rows were constructed by adding paired entries that add to  $N$ , it follows that all the half rows and rows add to the half the magic and the magic sum, respectively.

Pairs of entries of the column  $c$  that are equidistant from the center add to the following sums.

If  $c$  is odd, when  $i = 0, \dots, n/4 - 1$  (which restricts to the top and bottom parts of  $A$ ), we have

$$A_{1+i,c} + A_{n-i,c} = N + (n/2 - 1 - 2i).$$

For the middle part of the square, that is, when  $i = 0, \dots, n/4 - 1$ , we have

$$A_{n/2-i,c} + A_{n/2+1+i,c} = N - (1 + 2i).$$

When  $c$  is even: for the top and bottom part of  $A$ , which implies,  $i = 0, \dots, n/4 - 1$ , we have

$$A_{1+i,c} + A_{n-i,c} = N - (n/2 - 1 - 2i),$$

and for the middle part, where  $i = 0, \dots, n/4 - 1$ , we get

$$A_{n/2-i,c} + A_{n/2+1+i,c} = N + (1 + 2i).$$

Consequently, the entries of a right or left diagonal always add to the sum

$$\sum_{i=0}^{n/4-1} N + (1 + 2i) + N - (1 + 2i) = \frac{n}{2}N.$$

Hence all the left and right bend diagonals always add to the magic sum.

Along, a top or bottom bend diagonal, two pairs of adjacent diagonal entries equidistant from the center, always, add to  $2N$  as follows.



For  $r = 1, \dots, n-1$  and  $i = 0, 1, \dots, n/4 - 1$ :

$$(A_{r,1+2i} + A_{r+1,2+2i}) + (A_{r,n-2i} + A_{r+1,n-1-2i}) = 2N.$$

$$(A_{n,1} + A_{1,2}) + (A_{n,n} + A_{1,n-1}) = 2N.$$

Hence all the top diagonals add to the common magic sum, continuously.

For  $r = n, n-1, \dots, 2$  and  $i = 0, 1, \dots, n/4 - 1$ :

$$(A_{r,1+2i} + A_{r-1,2+2i}) + (A_{r,n-2i} + A_{r-1,n-1-2i}) = 2N.$$

$$(A_{1,1} + A_{n,2}) + (A_{1,n} + A_{n,n-2}) = 2N.$$

Therefore, all the bottom diagonals add to the common magic sum, continuously.

Thus, we conclude that  $A$  is a Franklin square.

□

### 3 Maple Program to construct Franklin squares.

In this section, we provide a Maple procedure to construct a  $n \times n$  Franklin square. The input to the procedure is  $n$ . For example, the command *Franklin(16)* creates a  $16 \times 16$  Franklin square.

```
# nn is the order of the Franklin square
Franklin := proc(nn)
local A, n, N, i, j,t,s,r,cs,ca,e;
n:=eval(nn);
A := matrix(n,n,0);
N:=n*n+1;
#Start j loop
for j from 0 to n/8-1 do
# Constructing the left half of the square
#Bottom quarter going up
s:=1; r:=n; cs:=n/4; ca:=n/4+1; e:=n/8-1;
Up(A,n,N,s,r,cs, ca,e,j);
#Top quarter going up
s:=n/4+1; r:=n/4; cs:=n/4; ca:=n/4+1; e:=n/8-1;
Up(A,n,N,s,r,cs,ca,e,j);
#Middle half going up
s:=n+1; r:=3*n/4; cs:=n/4-1; ca:=n/4+2; e:=n/4-1;
Up(A,n,N,s,r,cs,ca,e,j);
#Middle half going down
s:=n/2+1; r:=n/4+1; cs:=n/4; ca:=n/4+1; e:=n/4-1;
Down(A,n,N,s,r,cs,ca,e,j);
#Top quarter going down
```

```

s:=3*n/2+1; r:=1; cs:=n/4-1; ca:=n/4+2; e:=n/8-1;
Down(A,n,N,s,r,cs,ca,e,j);
#bottom quarter going down
s:=7*n/4+1; r:=3*n/4+1; cs:=n/4-1; ca:=n/4+2; e:=n/8-1;
Down(A,n,N,s,r,cs,ca,e,j);

#Constructing the right half of the square
#Bottom quarter going up
s:=(n/2)*(n/2)+1; r:=n; ca:=n/2+1; cs:=n; e:=n/8-1;
Up(A,n,N,s,r,cs,ca,e,j);
#Top quarter going up
s:=(n/2)*(n/2)+n/4+1; r:=n/4; ca:=n/2+1; cs:=n; e:=n/8-1;
Up(A,n,N,s,r,cs,ca,e,j);
#Middle half going up
s:=(n/2)*(n/2)+n+1; r:=3*n/4; ca:=n/2+2; cs:=n-1; e:=n/4-1;
Up(A,n,N,s,r,cs,ca,e,j);
#Middle half going down
s:=(n/2)*(n/2)+n/2+1; r:=n/4+1; ca:=n/2+1; cs:=n; e:=n/4-1;
Down(A,n,N,s,r,cs,ca,e,j);
#Top quarter going down
s:=(n/2)*(n/2)+3*n/2+1; r:=1; ca:=n/2+2; cs:=n-1; e:=n/8-1;
Down(A,n,N,s,r,cs,ca,e,j);
#bottom quarter going down
s:=(n/2)*(n/2)+7*n/4+1; r:=3*n/4+1; ca:=n/2+2; cs:=n-1; e:=n/8-1;
Down(A,n,N,s,r,cs,ca,e,j);
od; # end of j loop
print(A);
end;

# The Procedures Up and Down that are called from the Franklin main procedure

Up := proc(A,n,N,s,r,cs,ca,e,j)
local i,t;
for i from 0 to e do
t:=s+2*j*n+2*i;
A[r-2*i,cs-2*j] := t;
A[r-2*i,ca+2*j]:= N-t;
A[r-1-2*i,cs-2*j] := N-(t+1);
A[r-1-2*i,ca+2*j]:= t+1;
od;
end;

Down := proc(A,n,N,s,r,cs,ca,e,j)
local i,t;

```

```
for i from 0 to e do
t:=s+2*j*n+2*i;
A[r+2*i,cs-2*j] := N-t;
A[r+2*i,ca+2*j]:= t;
A[r+1+2*i,cs-2*j] := t+1;
A[r+1+2*i,ca+2*j]:= N-(t+1);
od;
end;
```

## References

- [1] Ahmed, M., *How many squares are there, Mr. Franklin?: Constructing and Enumerating Franklin Squares*, Amer. Math. Monthly, Vol. 111, 2004, 394–410.
- [2] Andrews, W. S., *Magic Squares and Cubes*, 2nd. ed., Dover, New York, 1960.
- [3] Pasles, P. C., *The lost squares of Dr. Franklin: Ben Franklin's missing squares and the secret of the magic circle*, Amer. Math. Monthly, 108, (2001), 489-511.