
Model reduction of non-densely defined piecewise-smooth systems in Banach spaces

Robert Szalai

9/10/2018

Abstract In this paper a model reduction technique is introduced for piecewise-smooth (PWS) vector fields, whose trajectories fall into a Banach space, but the domain of definition of the vector fields is a non-dense subset of the Banach space. The vector fields depend on a parameter that can assume different discrete values in two parts of the phase space and a continuous family of values on the boundary that separates the two parts of the phase space. In essence the parameter parametrizes the possible vector fields on the boundary. The problem is to find one or more values of the parameter so that the solution of the PWS system on the boundary satisfies certain requirements. In this paper we require continuous solutions. Motivated by the properties of applications, we assume that when the parameter is forced to switch between the two discrete values, trajectories become discontinuous. Discontinuous trajectories exist in systems whose domain of definition is non-dense. It is shown that under our assumptions the trajectories of such PWS systems have unique forward-time continuation when the parameter of the system switches. A finite-dimensional reduced order model is constructed, which accounts for the discontinuous trajectories. It is shown that this model retains uniqueness of solutions and other properties of the original PWS system. The model reduction technique is illustrated on a nonlinear bowed string model.

1 Introduction

The purpose of model reduction is to extract the essence of a complex model, disregarding details that are irrelevant to a specific application. Depending on the question asked from the model, different kinds of model reduction are required. In many cases, only qualitative predictions are needed, where low order analytically solvable models, such as normal forms used in bifurcation theory [32], are useful. In other cases, the reduced order model has to be solved numerically with a specified accuracy using constrained computational resources [2]. Similar to model reduction, any numerical scheme that solves a continuum problem, such as finite elements, spectral collocation or finite differences, turns an infinite-dimensional continuous-time problem into a

Department of Engineering Mathematics, University of Bristol, Merchant Venturers Building, Woodland Road, BS8 1UB, UK, E-mail: r.szalai@bristol.ac.uk

finite-dimensional problem. A numerical scheme, however tends to emphasize quantitative accuracy, which might miss some qualitative features, such as differentiability of solutions. In this paper we focus on the qualitative properties of solutions of piecewise-smooth (PWS) systems, with applications to numerical schemes and reduced order models in mind.

For smooth systems there are rigorous ways to obtain reduced order models. Center manifold reduction [6] about an invariant set, such as an equilibrium or periodic orbit, captures the slowest dynamics and can be used to study bifurcations, regardless of the dimensionality of the system [32]. In multiple time-scale systems [31] attracting slow manifolds that contain dynamics much slower than the rest of the system can be used to obtain reduced order models.

This paper discusses model reduction for infinite-dimensional systems that are piecewise smooth. The theory of PWS systems is summarised in [17], which contains the basic definitions and results on existence of solutions in finite dimensions. There are numerous applications of PWS systems, where discontinuities are essential to the model or where rapid variations of the vector field over small regions of the phase space naturally lead to discontinuous approximations. Some applications in finite dimensions include neuron models with resetting [9, 24], DC-DC converters [13], network dynamics, [11, 12], friction oscillators [42, 54], gene regulatory networks [19, 39] and so on. We consider the special case of differential equations that are discontinuous along a codimension-one hypersurface of their phase space, called the switching manifold. We assume that the phase space is a Banach space and that the domain of definition of the differential equation is not dense.

In contrast to smooth systems, center manifolds or slow manifolds that continue through switching manifolds do not exist for PWS systems. In general, the dynamics of singularly perturbed PWS systems cannot be reduced to an invariant manifold, because small scale instabilities persist as the perturbation vanishes [48]. For a special class of PWS systems, slow manifolds with similar properties to smooth systems exist [18, 4, 5]. It is also possible to find equivalents of invariant manifolds which allow model reduction by considering the dynamics on the invariant manifold. Invariant cones can be found in systems with equilibria on the switching manifold [61, 62]. Invariant polygons may also appear when an unstable focus type periodic orbit interacts with discontinuities of the vector field [54], which leads to periodic or chaotic dynamics [53].

In infinite dimensions, the theory of PWS systems is focused on sliding mode control [44] and PWS delay equations [47, 35]. Sliding mode control applies a discontinuous control signal to a plant, in order to restrict the system onto an engineered hypersurface with a prescribed dynamics. The main objective of sliding mode control is to establish conditions that guarantee the prescribed dynamics. The results in this area concern systems that are densely defined on reflexive Banach spaces [34, 33], which suggests that these systems are similar to finite dimensional PWS systems.

In this paper we relax the assumption of a dense domain of definition and not surprisingly we find different dynamics to what has been studied before. For this class of systems we are able to prove uniqueness of solutions and also construct a reduced order model. One consequence of the non-dense domain is the existence of discontinuous solutions, which is just the inverse of the Hille-Yosida theorem [45]: trajectories of a linear autonomous system (as described by a semigroup) are strongly (or weakly) continuous if and only if the infinitesimal generator is closed and densely defined. The relevant mathematics describing our class of systems is the non-autonomous generalization of integrated semigroups [41, 10]. To illustrate that our class of systems are

necessary to describe physical phenomena we refer to [38]. In [38] the authors have noticed that the measured impulse response function of a string has a discontinuity in the velocity component, which is manifest of the non-dense domain and that the initial condition is outside of the closure of the domain. This is shown later in the paper for the relevant mathematical model. Crucially, accounting for the discontinuity of the impulse response explains the observed asymmetric hysteresis of the stick-slip motion that causes ‘flattening’ of notes when the string is bowed in a certain way. The discontinuity of the impulse response is exactly the property that allows us to carry out model reduction.

The outline of the paper is as follows. We first carry out model reduction on a simple linear example to illustrate each step of the process, but without a rigorous justification of the steps. In section 3, we review basic classes of PWS systems and highlight some cases where solutions may be non-unique. Section 4 describes the model reduction process in a general setting and shows that uniqueness of solutions and some other properties carry over to the reduced order model. Section 5 describes a nonlinear example, the classical example of the bowed string, which highlights the significance that nonlinearity plays in the reduction process and uncovers some possibly surprising results that were not known about friction oscillators.

2 The reduction procedure through an example

To provide a straightforward template for the model reduction procedure we take an idealized linear bowed string model with a single contact point and systematically apply our abstract procedure without rigorous justification. The list of steps is found at the start of section 5. Let us consider the equation of motion of a linear bowed string

$$\ddot{u}(\xi, t) = u''(\xi, t), \quad u(0, t) = u(1, t) = 0, \quad u'(\xi^*-, t) - u'(\xi^*+, t) = \lambda, \quad (2.1)$$

where $u(\xi, t)$ is the scalar valued displacement of the string, $t \in \mathbb{R}$ is time and $\xi \in [0, 1]$ is the spatial coordinate along the string; $\lambda \in [-1, 1]$ is the force applied at the contact point ξ^* , prime denotes differentiation with respect to ξ and dot with respect to t ; $u'(\xi^*-, t)$, $u'(\xi^*+, t)$ denote the left and the right derivative at ξ^* , respectively. The value of parameter λ is given by

$$\lambda = \begin{cases} 1 & h > 0 \\ -1 & h < 0 \end{cases}, \quad \text{where } h = v_0 - \dot{u}(\xi^*, t), \quad (2.2)$$

where v_0 is the speed of the bow and λ represents the friction force between the bow and the string. In general, h is a smooth scalar valued function of the state variables and is called the *switching function*. The equation $h = 0$ implicitly defines a surface in the phase space of (2.1) which is called the *switching manifold* [14]. Note that λ is not defined for $h = 0$ by equation (2.2). We assume that all values of $\lambda \in [-1, 1]$ are possible when $h = 0$ and therefore the model is a differential inclusion [49]. Later on we will find a unique value for λ using the condition that the functions $u(\xi^*, \cdot)$ and $\dot{u}(\xi^*, \cdot)$, that is, the solution of (2.1) and (2.2) evaluated at $\xi = \xi^*$, must be continuous in time.

We now consider the case when λ is constant. For constant λ equation (2.1) has an equilibrium. The equilibrium shape of the string for $\lambda = 1$ is given by

$$u_0(\xi) = (1 - \xi^*)\xi - (\xi - \xi^*)H(\xi - \xi^*), \quad (2.3)$$

where H is the Heaviside function. Due to linearity, for a fixed λ the equilibrium is then $\lambda u_0(\xi)$. It is known that free vibrations of a string, that is, the solutions of (2.1) with constant λ can be written as

$$u(\xi, t) = \lambda u_0(\xi) + \sum_{k=1}^{\infty} \sin k\pi\xi (a_k \sin k\pi t + b_k \cos k\pi t), \quad (2.4)$$

where a_k and b_k are determined from initial conditions [46, section 8.2]. We now consider solutions for which $a_k = b_k = 0$ for $k > 1$ in (2.4). The remaining two parameters a_1, b_1 describe a set of solutions that are restricted to a two dimensional invariant manifold, which we denote by \mathcal{M} . For this set of solutions we denote the displacement of the string at ξ^* by $y(t) = \lambda y^* + (a_1 \sin \pi t + b_1 \cos \pi t) \sin \pi \xi^*$, where y^* is yet to be defined. The value $y(t)$ can be used to recover the displacement of the whole string as

$$u_{\mathcal{M}}(y(t), \lambda; \xi) = \lambda u_0(\xi) + (y(t) - \lambda y^*) \frac{\sin \pi \xi}{\sin \pi \xi^*}. \quad (2.5)$$

Expression (2.5) is the immersion of the invariant manifold into the configuration space, but not into the full phase space, which owing to the second order time derivative in (2.1) should also contain velocities. Note that any value of y^* gives the same manifold, y^* only influences the parametrization of the manifold. To fix y^* we require that the manifold does not move in the tangential direction of \mathcal{M} when λ changes. This means that the two partial derivatives $\frac{\partial}{\partial \lambda} u_{\mathcal{M}}(y, \lambda; \xi)$ and $\frac{\partial}{\partial y} u_{\mathcal{M}}(y, \lambda; \xi)$ must be perpendicular, that is,

$$\int_0^1 \frac{\partial}{\partial \lambda} u_{\mathcal{M}}(y, \lambda; \xi) \frac{\partial}{\partial y} u_{\mathcal{M}}(y, \lambda; \xi) d\xi = 0. \quad (2.6)$$

Solving equation (2.6) for y^* we get

$$y^* = \frac{2}{\pi^2} \sin^2 \pi \xi^*.$$

Substituting the immersion (2.5) of manifold \mathcal{M} into (2.1) and (2.2) while assuming that λ is constant, we get

$$\left. \begin{aligned} \ddot{y} + \pi^2 (y - \lambda y^*) &= 0 \\ \lambda &= \begin{cases} 1 & h > 0 \\ -1 & h < 0 \end{cases} \end{aligned} \right\}, \quad (2.7)$$

where $h = v_0 - \dot{y}$. Equation (2.7) has the form of a common PWS system, which is widely used as a reduced order model of (2.1). However, the assumption that λ is constant does not hold when $h = 0$, therefore we consider (2.7) a skeleton of a more accurate description and call (2.7) the *skeleton model*.

The skeleton model (2.7) is a typical friction oscillator and therefore can be solved using techniques known from mechanics. At *stick*, when $h = 0$, λ is not explicitly defined by the skeleton model (2.7), instead we need to argue the following. If $h = 0$ on some interval of time, then $\dot{y} = v_0$ on this interval, and consequently, $\ddot{y} = 0$. Substituting the conclusion of this argument into the first line of (2.7) yields

$$\lambda = \frac{y}{y^*}. \quad (2.8)$$

We only allow $\lambda \in [-1, 1]$, therefore if the result of (2.8) is outside of the interval $[-1, 1]$, λ simply swaps from 1 to -1 or vice versa. The argument made to find (2.8) is equivalent to *Filippov's closure*, which is summarized in section 3.

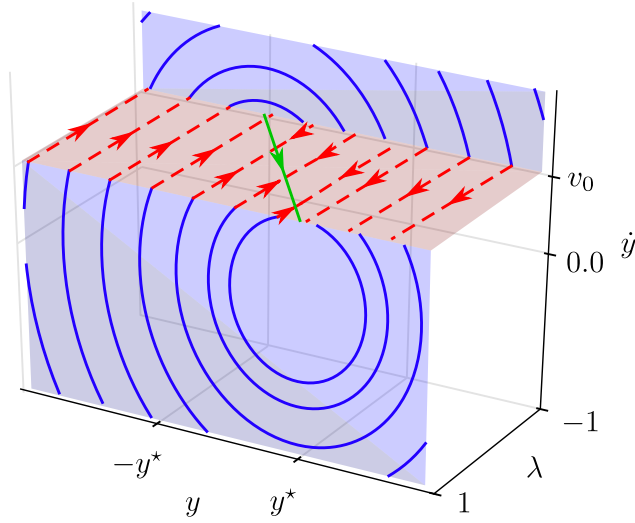


Fig. 1 Phase portrait of the skeleton model (2.7). Solid lines represent solutions where λ is continuous and dashed lines represent solutions where λ switches between two values. The horizontal plane with $\dot{y} = v_0$ contains sticking solutions. There is only one sticking solution represented by the solid line, which is also marked with an arrowhead denoting the direction of time.

The phase portrait of the skeleton model (2.7) can be seen in figure 1. We focus on the dynamics at stick, which occurs on the switching manifold, highlighted by the horizontal red shaded plane. The dashed red lines correspond to discontinuities in λ . The solid green line on the horizontal red shaded plane is the stick solution, where the friction force λ grows with a constant rate with respect to t and y until it reaches the limit $\lambda = \pm 1$ and slip ensues.

By assuming constant λ , we made an error when the relative velocity between the bow and the string becomes zero, i.e., $\dot{y} = v_0$, because contrary to the assumption λ is not constant and can even jump between -1 and 1 or from ± 1 to the value given by (2.8). The desire to correct for this error is the subject of the paper, because this is the source of the qualitative discrepancy between solutions of equations (2.1), (2.2) and the skeleton model (2.7). To account for the error made, the solution of equations (2.1) and (2.2) is now written as

$$u(\xi, t) = u_{\mathcal{M}}(y(t), \lambda(t); \xi) + w(\xi, t), \quad (2.9)$$

where $w(\xi, t)$ is a correction term. Assuming that $y(t)$ satisfies (2.7) and substituting (2.9) into (2.1) without assuming constant λ we get the governing equation of the correction term

$$\ddot{w}(\xi, t) = w''(\xi, t) - \ddot{\lambda} \left(u_0(\xi) - y^* \frac{\sin \pi \xi}{\sin \pi \xi^*} \right), \quad (2.10)$$

which describes how the dynamics depart from the invariant manifold when λ varies. Starting from the invariant manifold \mathcal{M} , we have initial conditions

$$w(\xi, 0) = \dot{w}(\xi, 0) = 0 \quad \forall \xi \in [0, 1]. \quad (2.11)$$

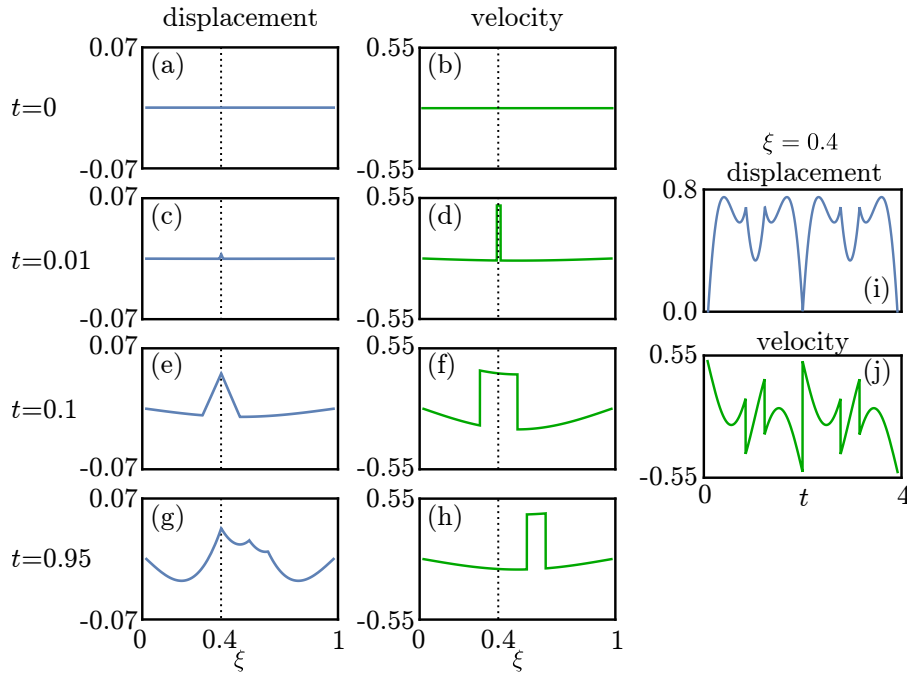


Fig. 2 The solution of equation (2.10) with zero initial conditions and with forcing $\lambda(t) = H(t)$. The velocity of the string develops discontinuities both in space and time.

The choice of y^* dictated by equation (2.6) guarantees that the correction term as described by (2.10) does not include vibrations with the first natural frequency of the string. (In abstract terms, w is restricted to the invariant normal bundle of \mathcal{M} .) Consequently, the skeleton model (2.7) does not require any correction even when λ varies. Instead, the switching function (2.2) needs to be revised by substituting the corrected solution (2.9). If we use (2.9) in equation (2.2) we can write the switching function as

$$h = v_0 - \dot{y} - \dot{\lambda} \left((1 - \xi^*) \xi^* - y^* \right) - \dot{w}(\xi^*, t). \quad (2.12)$$

The difficulty of evaluating equation (2.12) lies with solving (2.10), which we carry out in appendix A in detail.

We now illustrate how a discontinuity of λ leads to a jump in the velocity $\dot{w}(\xi^*, t)$. For this we assume that $\lambda(t) = H(t)$ in equation (2.10). The solution of equation (2.10) can be seen in figure 2, with initial conditions (2.11). By comparing figures 2(b) and 2(d), it can be seen that the velocity $\dot{w}(\xi^*, t)$ at $t = 0$ has a discontinuity, whose gap is proportional to the jump in λ . The time history of this velocity in figure 2(j) has further discontinuities. Discontinuities for $t > 0$ are due to reflections at the boundaries and they are specific to this example that lacks damping. Typically, wave dispersion or damping that is present in other mechanical systems would destroy discontinuities for $t > 0$, but not at $t = 0$. At $t = 0$, we have

$$\lim_{t \downarrow 0} \dot{w}(\xi^*, t) - \dot{w}(\xi^*, 0) = \frac{1}{2}, \quad (2.13)$$

which we call the *normal discontinuity gap*. Due to the linearity of equation (2.10), any jump in λ is translated into a discontinuity of the velocity $\dot{w}(\xi^*, t)$. This velocity jump also appears in the switching function (2.12), which makes a qualitative difference between the dynamics of the original model and the skeleton model (2.7) on the switching manifold as we show below.

After solving equation (2.10) on the interval $0 \leq t < \min(2\xi^*, 2 - 2\xi^*)$, before any discontinuity is reflected back to $\xi = \xi^*$, we find that the switching function (2.12) in equation (2.7) becomes

$$h = v_0 - \dot{y} - \frac{1}{2}\lambda - \kappa + \frac{1}{2}\lambda(0), \quad (2.14)$$

where κ is a variable satisfying the initial value problem

$$\ddot{\kappa} = \pi^2 (y^* \dot{\lambda} - \kappa), \quad \kappa(0) = 0, \quad \dot{\kappa}(0) = 0. \quad (2.15)$$

Note that by using h as defined by (2.14) in equation (2.7) we get an exact representation of the dynamics of the original problem (2.1) and (2.2) on the time interval $0 \leq t < \min(2\xi^*, 2 - 2\xi^*)$. The valid time interval can be extended to any length by considering the full solution of (2.10) derived in appendix A.

The switching function (2.14) depends on λ , because of the presence of the normal discontinuity gap (2.13). Therefore, when $h = 0$, λ can be solved for, without any closure rule, such as Filippov's or Utkin's (see Section 3). In our case, solving the equation $h = 0$ for λ yields

$$\lambda = \lambda(0) + 2(v_0 - \dot{y} - \kappa). \quad (2.16)$$

A non-zero normal discontinuity gap, as calculated in equation (2.13), turns the skeleton model (2.7) at stick into an index-1 differential algebraic equation. When gathering all dynamic equations at stick we get

$$\left. \begin{aligned} \ddot{y} + \pi^2(y - \lambda y^*) &= 0 \\ \lambda &= \lambda(0) + 2(v_0 - \dot{y} - \kappa) \\ \ddot{\kappa} &= \pi^2(y^* \dot{\lambda} - \kappa) \end{aligned} \right\}. \quad (2.17)$$

By definition, an index-1 differential algebraic equation can be turned into an ordinary differential equation by differentiating the algebraic equation (2.16) once, which for equation (2.17) of the bowed string at stick gives

$$\left. \begin{aligned} \ddot{y} + \pi^2(y - \lambda y^*) &= 0 \\ \dot{\lambda} &= 2\pi^2(y - \lambda y^*) - 2\dot{\kappa} \\ \ddot{\kappa} + \pi^2(2y^* \dot{\kappa} + \kappa) &= 2\pi^4 y^*(y - \lambda y^*) \end{aligned} \right\}. \quad (2.18)$$

Note that the differentiation of (2.16) also transforms the stick constraint $h = 0$ into $\dot{h} = 0$, therefore (2.18) is valid for initial conditions that satisfy $h = 0$ with $\lambda \in [-1, 1]$.

We can now put together the whole model with the correction into a single system

$$\left. \begin{aligned} \ddot{y} + \pi^2(y - \lambda y^*) &= 0 \\ \ddot{\kappa} &= \pi^2(y^* \dot{\lambda} - \kappa) \\ \lambda &= \begin{cases} 1 & h + \lambda > 1 \\ \lambda(0) + 2(v_0 - \dot{y} - \kappa) & -1 < h + \lambda < 1 \\ -1 & h + \lambda < -1 \end{cases} \end{aligned} \right\}. \quad (2.19)$$

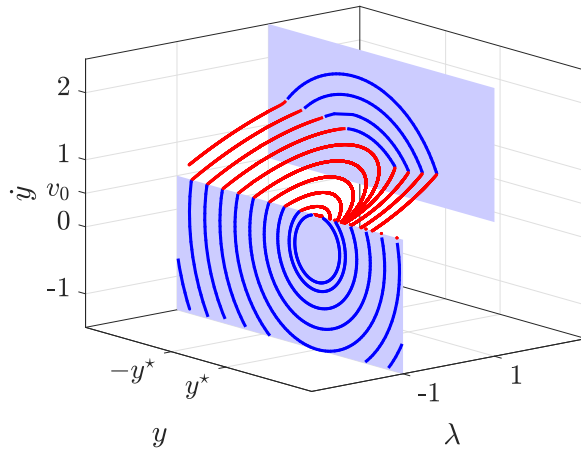


Fig. 3 Phase portrait of the full model (2.1) and (2.2). The simulation was carried out using an exact representation of the switching function h , a further extension of (2.14) to $t \geq 0$, which is derived in appendix A.

We call equation (2.19) the *reduced order model* of the initial problem (2.1) and (2.2), because it exactly reproduces the dynamics for initial conditions in \mathcal{M} and for the time interval $0 \leq t < \min(2\xi^*, 2 - 2\xi^*)$. Appendix A shows that the valid time interval can be extended to any length by including delayed values of λ in the switching function. It is noteworthy that instead of the two phase space regions defined by (2.2), the reduced order model (2.19) has three regions, where the dynamics is defined. The additional phase space region corresponds to the stick phase of motion, which has its own regular dynamics. This dynamics follows from the assumption that the velocity y_2 is continuous in time and there is a normal discontinuity gap, i.e., the correction term w is discontinuous at $t = 0$, when $\lambda = H(t)$.

The phase portrait of the reduced order model (2.19) can be seen in figure 3. In the simulation we have used the result of appendix A to extend the valid time interval to an appropriate length. In comparison to the skeleton model (2.7) shown in figure 1 the dynamics at stick becomes more complicated. The dynamics in slip are the same, because λ is constant and decoupled from the rest of the variables due to the choice of immersion (2.6). The stick dynamics is now described by the differential equation (2.18) and therefore there is no discontinuity of λ . Due to the higher dimensional dynamics that arise from the inclusion of κ as a dynamic variable and delayed values of λ , the dynamics depicted in figure 3 is only a projection. Regardless of the differences, the phase portrait in figure 3 appears as a smoothed version of the same dynamics in figure 1, even though no smoothing or regularization was applied. Furthermore, to solve the reduced order model (2.19) we did not need an arbitrary closure, such as Filippov's to define the dynamics at stick, instead the solution followed straight from the initial problem (2.1) and (2.2).

In section 4 we explore a generalization of equations (2.1) and (2.2). We consider models whose solutions may be norm-discontinuous as illustrated by the linear string model. Before we embark on the general theory we recall basic definitions and properties of PWS models.

3 Finite dimensional PWS models

In this section we summarize two commonly used closures of PWS systems. As it turns out, these common PWS systems are special forms of the skeleton model to be defined in section 4.2. An introduction to the state-of-the-art can be found in [20], however the book of Filippov [17] contains the most general definitions of PWS systems. Below, we review the cases defined in [17, Chapter 2, §4], which are used most commonly in applications. We avoid cases where the vector field is a set-valued function [17, Chapter 2, §5, §6]. We also limit the description to the bi-modal case, where the discontinuity occurs along a single implicitly defined manifold in the phase space.

Note 3.1 In addition to various notation for derivatives, in what follows D is also used to denote the Frechet derivative of a function; a subscript of D , such as D_k denotes the partial derivative with respect to the k th argument of a function and a superscript such as D_k^j denotes the j th derivative with respect to the k th argument.

Let us consider the vector field

$$\dot{\mathbf{y}} = \mathbf{f}(\mathbf{y}, \lambda), \quad (3.1)$$

$$\lambda = \begin{cases} 1 & \text{for } h(\mathbf{y}) > 0, \\ -1 & \text{for } h(\mathbf{y}) < 0, \end{cases} \quad (3.2)$$

where either

$$\mathbf{f} \in C^p(G \times \{-1, 1\}, \mathbb{R}^n) \text{ or} \quad (3.3)$$

$$\mathbf{f} \in C^p(G \times [-1, 1], \mathbb{R}^n), \quad (3.4)$$

G is a compact and connected subset of \mathbb{R}^n and $n, p \in \mathbb{N}^+$. The function $h \in C^p(G, \mathbb{R})$ is called the switching function and its zero set defines the switching manifold

$$\Sigma = \{\mathbf{y} \in G : h(\mathbf{y}) = 0\}. \quad (3.5)$$

A solution $\mathbf{y} : I \rightarrow \mathbb{R}^n$ of equations (3.1) and (3.2) is defined on a closed interval of non-zero length $I \subset \mathbb{R}$. There is no information in equations (3.1) and (3.2) that helps to deduce a value for λ on Σ . To explore all possibilities (3.1) can be turned into a differential inclusion

$$\dot{\mathbf{y}} \in \overline{\text{co}}\mathbf{f}(\mathbf{y}, [-1, 1]) \text{ or } \dot{\mathbf{y}} \in \overline{\text{co}}\mathbf{f}(\mathbf{y}, \{-1, 1\}), \mathbf{y} \in \Sigma, \quad (3.6)$$

where $\overline{\text{co}}$ denotes the closure of the convex hull of a set. The existence of solutions of (3.6) is investigated in [17, Chapter 2, §7]. In this section we review different definitions of λ on Σ .

We have assumed two possibilities, (3.3) or (3.4), for the domain of definition of \mathbf{f} . The case of (3.3) is the minimum necessary to make equations (3.1) and (3.2) consistent. In many applications, such as mechanics, the larger domain of definition (3.4) is naturally given, which is useful to define the solutions of (3.1) and (3.2) on Σ as we show later in this section.

The system (3.1) and (3.2) has a unique solution on an interval of non-zero length for initial condition $\mathbf{y}(0) \in G$ if $h(\mathbf{y}(0)) \neq 0$, because \mathbf{f} is a smooth vector field [7]. However for $h(\mathbf{y}(0)) = 0$ the vector field is not defined and one needs to reason how trajectories continue once they reach Σ .

The simplest case of a trajectory interacting with Σ is when the trajectory approaches Σ transversely from one side and continues on the other side; this is called crossing. The exact condition for crossing is that the value of h must change monotonically through $h = 0$ with a non-zero speed along the trajectory at $h = 0$. If the common point of the trajectory with Σ is denoted by \mathbf{y}^* , the speeds at which h increases are $Dh(\mathbf{y}^*)\mathbf{f}(\mathbf{y}^*, \pm 1)$. h changes monotonically through $h = 0$ with a non-zero speed if and only if

$$(Dh(\mathbf{y}^*)\mathbf{f}(\mathbf{y}^*, 1)) (Dh(\mathbf{y}^*)\mathbf{f}(\mathbf{y}^*, -1)) > 0. \quad (3.7)$$

In case of (3.7), there is no need to define the dynamics on Σ because the value of λ simply switches between ± 1 . In our argument we have used \mathbf{f} for $\lambda = \pm 1$ only, therefore, to resolve crossing, it is sufficient to assume (3.3). The subset of Σ , where (3.7) holds is called the *crossing region* and denoted by Σ_{cr} .

Now we discuss the case when

$$(Dh(\mathbf{y}^*)\mathbf{f}(\mathbf{y}^*, 1)) (Dh(\mathbf{y}^*)\mathbf{f}(\mathbf{y}^*, -1)) < 0. \quad (3.8)$$

When (3.8) holds, Σ is an attractor in either forward or backward time. This means that trajectories cannot immediately escape Σ once they are on Σ . The subset of Σ , where (3.8) holds and attracts solutions in forward time is called the *sliding region* and denoted by Σ_{sl} . The repelling subset of Σ , where (3.8) holds, is called the *escaping region* and denoted by Σ_{esc} .

In case of (3.8), equations (3.1) and (3.2) are not sufficient to define a solution and an assumption is required that specifies how a trajectory continues on Σ . In this paper, we call such an assumption a *closure*, because it completes (3.1) and (3.2). In the following, we discuss two commonly used closures. The first closure is attributed to Filippov [17, Chapter 2, §4, 2.a)], the second closure is due to Utkin [58], and also explored in Filippov's book [17, Chapter 2, §4, 2.b)]. We note that there is no common terminology in the literature for closures, various closures have their own name. For example, Filippov's closure is commonly called Filippov's method and Utkin's closure is called the equivalent control method, due to its origin in control theory. There are many possibilities to define a closure, for example, Filippov explores systems where the closure is not explicitly defined, but only certain constraints are placed on it [17, Chapter 4].

3.1 Filippov's closure

Filippov's closure defines a vector field on Σ , when condition (3.8) holds, by interpolating between the vector fields $\mathbf{f}(\mathbf{y}, \pm 1)$, such that Σ becomes an invariant manifold of the new vector field. The interpolation is carried out as follows. We define a new vector field

$$\dot{\mathbf{y}} = \mathbf{r}(\mathbf{y}) + \mathbf{b}(\mathbf{y})\lambda, \quad \lambda \in [-1, 1] \quad (3.9)$$

where

$$\mathbf{r}(\mathbf{y}) = \frac{\mathbf{f}(\mathbf{y}, 1) + \mathbf{f}(\mathbf{y}, -1)}{2}, \quad \mathbf{b}(\mathbf{y}) = \frac{\mathbf{f}(\mathbf{y}, 1) - \mathbf{f}(\mathbf{y}, -1)}{2}.$$

For $\mathbf{y} \notin \Sigma$ equation (3.2) still defines λ and equation (3.9) is identical to (3.1) for $\lambda = \pm 1$. On Σ and when (3.8) holds we calculate λ from

$$Dh(\mathbf{y}) \cdot (\mathbf{r}(\mathbf{y}) + \mathbf{b}(\mathbf{y})\lambda) = 0, \quad (3.10)$$

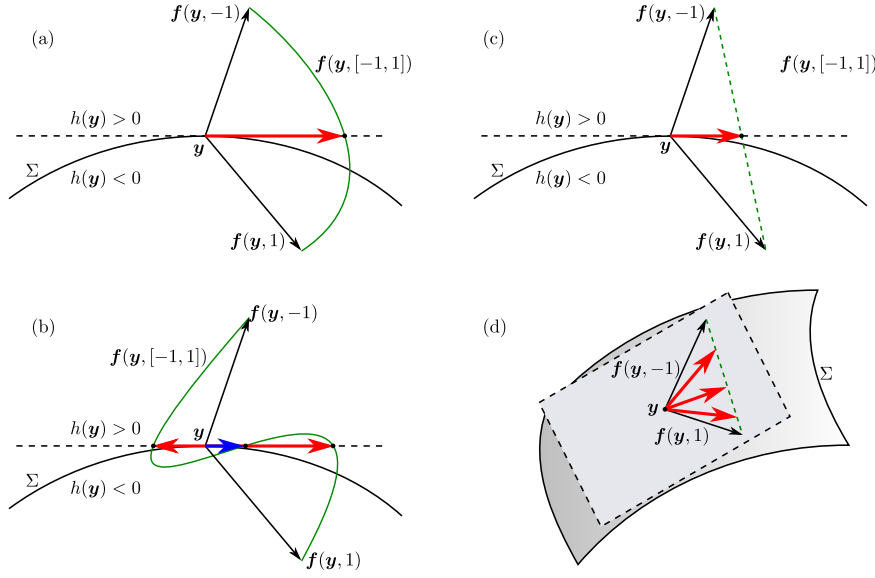


Fig. 4 Illustration of Utkin's and Filippov's closure. (a) The thick red arrow shows the vector field on the switching manifold, which is the only tangential vector to Σ chosen from the family of vectors $\mathbf{f}(\mathbf{y}, [-1, 1])$ as defined by Utkin's closure. In this example there is a unique element that is tangential to Σ . (b) An example, where the family of vectors $\mathbf{f}(\mathbf{y}, [-1, 1])$ has three elements that are tangential to Σ , hence no unique solution can be found. (c) Filippov's convex combination of the vectors $\mathbf{f}(\mathbf{y}, -1)$ and $\mathbf{f}(\mathbf{y}, 1)$ is illustrated by the green dashed line. The only tangential vector in this convex set is the thick red arrow. (d) Both vectors $\mathbf{f}(\mathbf{y}, -1)$ and $\mathbf{f}(\mathbf{y}, 1)$ are tangential to Σ , hence all vectors in their convex hull are equally plausible, hence there is no unique solution.

which stipulates that the vector field (3.9) is tangential to Σ . The solution of (3.10) is

$$\lambda = -\frac{Dh(\mathbf{y}) \cdot \mathbf{r}(\mathbf{y})}{Dh(\mathbf{y}) \cdot \mathbf{b}(\mathbf{y})}. \quad (3.11)$$

Definition 3.2 Assume that (3.8) holds. We call the vector field (3.9), where λ is given by (3.11), Filippov's closure.

It can be shown that $\lambda \in (-1, 1)$ when condition (3.8) holds [17]. Filippov's closure is illustrated in figure 4(c), which shows that the vector field given by (3.9) and (3.11) is chosen from all convex combinations of $\mathbf{f}(\mathbf{y}, \pm 1)$ so that $\mathbf{r}(\mathbf{y}) + \mathbf{b}(\mathbf{y})\lambda$ is tangential to Σ . A trajectory at its first point of contact with Σ is continuous, but not continuously differentiable, because λ becomes discontinuous due to (3.11).

When neither (3.7) nor (3.8) holds for $\mathbf{y}^* \in \Sigma$, we have

$$(Dh(\mathbf{y}^*)\mathbf{f}(\mathbf{y}^*, 1)) (Dh(\mathbf{y}^*)\mathbf{f}(\mathbf{y}^*, -1)) = 0. \quad (3.12)$$

Equation (3.12) means that one or both of the vector fields $\mathbf{f}(\mathbf{y}, \pm 1)$ is tangential to Σ , which we call a *tangency*. The boundaries of crossing, sliding and escaping regions are formed by tangencies, which generally occur as codimension-one surfaces of Σ .

Trajectories may not have unique continuation when they are tangent to Σ . When both vector fields $\mathbf{f}(\mathbf{y}, \pm 1)$ are tangential to Σ at a point, λ is not uniquely defined by (3.11) as both the numerator and denominator of (3.11) vanish. Consequently, the forward-time solution of (3.1), (3.2) and (3.11) is not unique. This case is illustrated in figure 4(d), which shows a set of possible directions that a solution can follow. A particular case of this double tangency is the Teixeira singularity, where an open set of initial conditions generate trajectories that go through the double tangency. The Teixeira singularity [55] was studied extensively [8, 17, 30, 52] in various contexts.

3.2 Utkin's closure

In this section we assume that the domain of definition of \mathbf{f} is given by (3.4). In case of (3.8) we similarly construct the vector field on Σ , such that Σ becomes invariant under the vector field. The invariance of Σ is expressed as

$$Dh(\mathbf{y}) \cdot \mathbf{f}(\mathbf{y}, \lambda) = 0. \quad (3.13)$$

Equation (3.13) has at least one solution for some $\lambda \in [-1, 1]$, because (3.4) implies that $Dh(\mathbf{y}) \cdot \mathbf{f}(\mathbf{y}, \pm 1)$ has different signs and due to Bolzano's theorem there must be a root.

Definition 3.3 Assume that (3.8) holds. We call the vector field (3.9), where λ is given by the solutions of equation (3.13), Utkin's closure.

The root of (3.13) may not be unique, which renders the solution of (3.1) and (3.2) non-unique. We also note that (3.13) can have a solution even when (3.7) holds in the crossing region.

A simple case of Utkin's closure is illustrated in figure 4(a). The green curve connecting $\mathbf{f}(\mathbf{y}, 1)$ to $\mathbf{f}(\mathbf{y}, -1)$ represents the possible values of the vector field on Σ . There is one intersection of this family of vectors with the tangent plane of Σ , represented by the thick red arrow, which satisfies equation (3.13). Figure 4(b) shows that there can be multiple intersections of $\mathbf{f}(\mathbf{y}, [-1, 1])$ with the tangent plane of Σ , that then yields multiple solutions. Note that in the case of figure 4(b), Filippov's closure yields a unique solution. The contrary, when Utkin's closure predicts a unique solution and Filippov's closure predicts a family of solutions, is also possible. For example, when the convex hull represented by the green dashed line in figure 4(d) is deformed slightly, the possible number of solutions can be reduced to three. Out of these three solutions there is only one with $\lambda \in (-1, 1)$.

4 Model reduction

We start with a general continuum model, in the form of

$$\left. \begin{aligned} \dot{\mathbf{x}} &= \mathbf{F}(\mathbf{x}, \lambda) \\ \lambda &= \begin{cases} 1 & \text{for } h(\mathbf{x}) > 0, \\ -1 & \text{for } h(\mathbf{x}) < 0, \end{cases} \end{aligned} \right\}, \quad (4.1)$$

where \mathbf{x} is a function of time $t \in [s, \infty)$, that is $\mathbf{x} : [s, \infty) \rightarrow \mathbf{X}$ with an initial condition $\mathbf{x}(s) = \mathbf{x}_0$ and \mathbf{X} is an appropriately defined Banach space. The domain of

definition of $\mathbf{F}(\cdot, \lambda)$, for a fixed λ , is denoted by $\mathcal{D}_\lambda(\mathbf{F}) \subset \mathbf{X}$ so that the full domain of definition is $\mathcal{D}(\mathbf{F}) = \{(\mathcal{D}_\lambda(\mathbf{F}), \lambda) : \lambda \in [-1, 1]\}$ and $\mathbf{F} : \mathcal{D}(\mathbf{F}) \rightarrow \mathbf{X}$. The switching function h is defined on $\cup_\lambda \mathcal{D}_\lambda(\mathbf{F})$ and has values in \mathbb{R} . When $h = 0$, the most general definition of the dynamics is $\dot{\mathbf{x}} \in \overline{\text{co}}\mathbf{F}(\mathbf{x}, [-1, 1])$. We also require that trajectories are continuous, even when $h = 0$. The smoothness of \mathbf{F} and h is not assumed globally, instead we assume the smoothness of an invariant manifold of \mathbf{F} and related quantities in the next section.

Remark 4.1 The notation of equation (4.1) facilitates that λ is an unknown, which needs to be found when $h(\mathbf{x}) = 0$. Therefore λ may not be a function of \mathbf{x} , but it may become part of the phase space. The solution for λ , when $h(\mathbf{x}) = 0$ is defined in section 4.3. This is a similar setting to section 3, except that the phase space is now infinite dimensional and therefore a different kind of solution is required for λ .

4.1 The invariant manifold

For PWS systems, such as equation (4.1), differentiable invariant manifolds that extend over switching boundaries do not exist. This fact makes model reduction more complicated than for smooth models. It is however possible to find invariant manifolds for constant λ of the PWS system (4.1). Our approach is therefore to first consider the smooth system

$$\left. \begin{array}{l} \dot{\mathbf{x}} = \mathbf{F}(\mathbf{x}, \lambda) \\ \dot{\lambda} = 0 \end{array} \right\}. \quad (4.2)$$

We make the following initial assumptions and definitions:

(A1) Existence of an invariant manifold. We assume that there exists a function $\mathbf{W} \in C^p(\mathbb{R}^n \times [-1, 1], \mathbf{X})$, $p \geq 2$ and a vector field $\mathbf{f} \in C^p(G \times [-1, 1], \mathbb{R}^n)$, which satisfies the invariance condition

$$\mathbf{F}(\mathbf{W}(\mathbf{y}, \lambda), \lambda) = D_1 \mathbf{W}(\mathbf{y}, \lambda) \mathbf{f}(\mathbf{y}, \lambda), \quad (4.3)$$

where G is a compact and connected subset of \mathbb{R}^n . The invariant manifold is given by

$$\mathcal{M}_\lambda = \{\mathbf{W}(\mathbf{y}, \lambda) : \mathbf{y} \in G, \lambda \in [-1, 1]\} \quad (4.4)$$

and the dynamics of (4.2) on \mathcal{M}_λ is described by

$$\dot{\mathbf{y}} = \mathbf{f}(\mathbf{y}, \lambda). \quad (4.5)$$

\mathbf{W} is called the immersion of \mathcal{M}_λ .

(A2) We assume that for every $\lambda \in [-1, 1]$, $\mathbf{F}(\cdot, \lambda)$ is Frechet differentiable on \mathcal{M}_λ . This derivative is denoted by

$$\mathbf{A}_1(\mathbf{y}, \lambda) = D_1 \mathbf{F}(\mathbf{W}(\mathbf{y}, \lambda), \lambda).$$

We also assume that the domain of definition of \mathbf{A}_1 , i.e., $\mathcal{D}(\mathbf{A}_1(\mathbf{y}, \lambda)) = \{\mathbf{x} \in \mathbf{X} : \mathbf{A}_1(\mathbf{y}, \lambda) \mathbf{x} \in \mathbf{X}\}$, is independent of \mathbf{y} and λ , and we define $\mathbf{Z} = \overline{\mathcal{D}(\mathbf{A}_1(\mathbf{y}, \lambda))}$. (In general, $\mathcal{D}(\mathbf{A}_1(\mathbf{y}, \lambda)) \neq \mathcal{D}_\lambda(\mathbf{F})$.)

(A3) Unique continuous solutions. We assume that the abstract Cauchy problem

$$\left. \begin{aligned} \dot{\mathbf{y}} &= \mathbf{f}(\mathbf{y}, \lambda) \\ \dot{\mathbf{z}} &= \mathbf{A}_1(\mathbf{y}, \lambda)\mathbf{z} - D_2\mathbf{W}(\mathbf{y}, \lambda)\dot{\lambda} \end{aligned} \right\} \quad (4.6)$$

with initial conditions $\mathbf{y}(s) \in G$, $\mathbf{z}(s) \in \mathbf{Z}$, $s \in \mathbb{R}$ and with $\lambda \in C^1([s, \infty), \mathbb{R})$ has a unique solution $(\mathbf{y}, \mathbf{z}) \in C([s, \infty), G \times \mathbf{Z})$, even though we only have $D_2\mathbf{W}(\mathbf{y}(t), \lambda(t)) \in \mathbf{X}$. We also assume that the \mathbf{Z} component of the solution can be written as

$$\mathbf{z}(t) = \mathbf{U}(t, s)\mathbf{z}(s) - \int_s^t \mathbf{K}(t, \tau)\dot{\lambda}(\tau)d\tau, \quad (4.7)$$

where \mathbf{K} is bounded for $\tau \geq s$ and continuous in both variables for $\tau > s$. The underlying conditions of existence of unique solutions can be found in [10]. For discussion see remarks 4.3 and 4.4.

(A4) \mathcal{M}_λ is attracting and normally hyperbolic. We assume that there exist two families of projections $\Pi^c(\mathbf{y}, \lambda)$ and $\Pi^s(\mathbf{y}, \lambda)$, strongly continuous in \mathbf{y} and λ such that

$$\begin{aligned} \Pi^c(\mathbf{y}, \lambda) + \Pi^s(\mathbf{y}, \lambda) &= \mathbf{I}, \\ \Pi^c(\mathbf{y}, \lambda)D_1\mathbf{W}(\mathbf{y}, \lambda) &= D_1\mathbf{W}(\mathbf{y}, \lambda), \end{aligned} \quad (4.8)$$

$$\mathbf{U}(t, s)\Pi^s(\mathbf{y}(s), \lambda(s))\mathbf{z} = \Pi^s(\mathbf{y}(t), \lambda(t))\mathbf{U}(t, s)\mathbf{z}, \quad \forall \mathbf{z} \in \mathbf{Z}, t \geq s. \quad (4.9)$$

Consider the non-autonomous ordinary differential equation $\dot{\boldsymbol{\eta}} = D_1\mathbf{f}(\mathbf{y}, \lambda)\boldsymbol{\eta}$, whose solutions with initial condition $\boldsymbol{\eta}_0$ at $t = s$ are denoted by $\boldsymbol{\eta}(t, s, \boldsymbol{\eta}_0)$. We assume that there exist real numbers $\sigma_s < -\sigma_c$, $M_c > 0$ and $M_s > 0$ such that

$$\begin{aligned} \forall (t - s) \in \mathbb{R}, \boldsymbol{\eta}_0 \in \mathbb{R}^n : \|\boldsymbol{\eta}(t, s, \boldsymbol{\eta}_0)\| &\leq M_c \|\boldsymbol{\eta}_0\| e^{\sigma_c |t-s|}, \\ \forall s \leq t, \Pi^s(\mathbf{y}(s), \lambda(s))\mathbf{z} = \mathbf{z} : \|\mathbf{U}(t, s)\mathbf{z}\| &\leq M_s \|\mathbf{z}\| e^{\sigma_s (t-s)}. \end{aligned}$$

(A5) We assume that for $t \geq s$ there exists $0 < M < \infty$ and $\sigma < 0$ such that

$$\|\mathbf{K}(t, s)\| \leq M e^{\sigma(t-s)}. \quad (4.10)$$

Remark 4.2 For systems with an equilibrium it is natural to consider spectral submanifolds [22], that are the smoothest invariant manifolds tangent to an invariant linear subspace of the variational problem about the equilibrium. The uniqueness and existence of such manifolds is established in [3]. In order to be meaningful, these manifolds need to contain the slowest dynamics within the system to capture long-time behavior. This requirement is outlined in points R1 and R2 of [23].

Remark 4.3 We do not fully specify the definition of a solution of (4.1) and (4.6) apart from the solution being continuous. The results of this paper only depend on the form of the solution as given by (4.7) and not how it is obtained. However it might be helpful to think of *F-solutions* of (4.6) as defined by [10]: $\mathbf{z}(\mathbf{y}, \lambda) \in C([s, \infty), G \times \mathbf{Z})$ is an *F-solution* of (4.6) if there exists a sequence $\mathbf{z}_k \in C^1([s, \infty), \mathbf{Z}) \cap C^1([s, \infty), \mathbf{Z})$ such that

$$\lim_{k \rightarrow \infty} [\|\mathbf{z}_k(s) - \mathbf{z}_0\| + \|\mathbf{z} - \mathbf{z}_k\|_\infty + \|\dot{\mathbf{z}}_k - \mathbf{A}_1(\mathbf{y}, \lambda)\mathbf{z}_k + D_2\mathbf{W}(\mathbf{y}, \lambda)\dot{\lambda}\|_\infty] = 0,$$

where $\|\mathbf{z}\|_\infty = \sup_{t \in [s, \infty)} \|\mathbf{z}(t)\|$ and \mathbf{y} satisfies $\dot{\mathbf{y}} = \mathbf{f}(\mathbf{y}, \lambda)$.

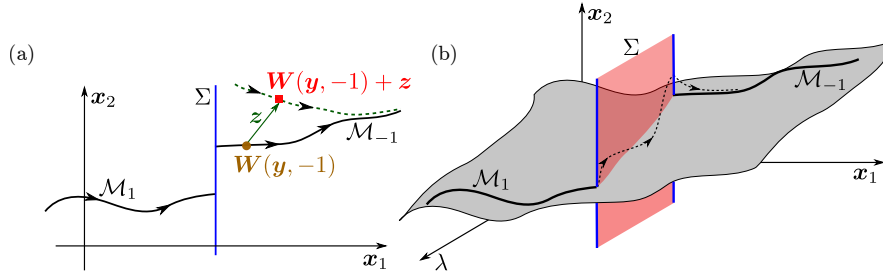


Fig. 5 (a) The manifolds $\mathcal{M}_{\pm 1}$ are the images of $\mathbf{W}(\cdot, \pm 1)$. The two sections \mathcal{M}_{-1} and \mathcal{M}_1 of the invariant manifold \mathcal{M}_λ are not joined up along Σ . This implies that trajectories restricted to \mathcal{M}_λ cannot cross Σ instantaneously without being discontinuous. The difference between a trajectory on \mathcal{M}_λ and a trajectory about \mathcal{M}_λ is represented by \mathbf{z} . The dashed line illustrates that trajectories near \mathcal{M}_λ are asymptotic to \mathcal{M}_λ in forward time. (b) The dynamics of (4.1) is considered in the extended space $\mathbf{X} \times [-1, 1]$ and in the neighborhood of \mathcal{M}_λ . For a trajectory that enters Σ , the value of λ becomes time dependent and for such trajectories \mathcal{M}_λ is not invariant. The dotted line shows a hypothetical trajectory leaving \mathcal{M}_λ .

Remark 4.4 The existence of unique F-solutions of equation (4.6) is established in [10] in theorem 5.1. However for many examples, e.g., elastodynamics [21, 37] and delay equations [15], existence and uniqueness results are already known and it is not necessary to check the conditions listed in [10]. The existence and regularity of a convolution kernel for non-autonomous problems is not discussed in the literature. However, the autonomous problem is discussed in [56, 57], which implies that the convolution integral is

$$\int_s^t \mathbf{K}(t, \tau) \dot{\lambda}(\tau) d\tau = \lim_{\mu \rightarrow \infty} \int_s^t \mathbf{U}(t, \tau) \mu (\mu - \mathbf{A}_1(\mathbf{y}(\tau), \lambda(\tau)))^{-1} D_2 \mathbf{W}(\mathbf{y}(\tau), \lambda(\tau)) \dot{\lambda}(\tau) d\tau, \quad (4.11)$$

because $(\mu - \mathbf{A}_1(\mathbf{y}(\tau), \lambda(\tau)))^{-1} : \mathbf{X} \rightarrow \mathcal{D}$. Reference [10] uses a similar technique to approximate the unique solution. The kernel \mathbf{K} , however has two parameters and therefore its smoothness properties are not trivial even if we know that the convolution (4.11) is continuous in t . We have therefore assumed the continuity of \mathbf{K} for $t > s$, which allows for a discontinuity at $t = s$ due to $D_2 \mathbf{W}(\mathbf{y}(\tau), \lambda(\tau)) \notin \mathcal{Z}$.

Remark 4.5 The uniqueness or persistence of \mathcal{M}_λ are not addressed by the assumptions. For persistence of \mathcal{M}_λ under a perturbation, additional smoothness conditions on the solutions of (4.2) have to hold, which can be found in [1].

Remark 4.6 The condition (4.10) implies that the convolution in (4.7) remains bounded when $\dot{\lambda}$ is bounded. This will be useful later when the reduced order model is constructed.

Figure 5 shows the invariant manifold \mathcal{M}_λ and its intersection with the switching manifold Σ . The Banach space \mathbf{X} is represented by two coordinates x_1 and x_2 . The two parts of the invariant manifold (\mathcal{M}_{-1} and \mathcal{M}_1) do not join up in figure 5(a). If trajectories cross Σ instantaneously, they are discontinuous. When discontinuity is not allowed, the crossing cannot be instantaneous. In certain cases, however, the disconnected nature of \mathcal{M}_λ may be overlooked. For example, when the switching function

solely depends on the parameter \mathbf{y} of the immersion \mathbf{W} , i.e., $\mathbf{y} = \mathbf{x}_1$ in figure 5. The case when the dynamics is restricted to \mathcal{M}_λ is discussed in section 4.2.

Figure 5(b) shows the extended phase space and how solutions of (4.1) behave about \mathcal{M}_λ , when instantaneous crossing is not allowed. In figure 5(b) \mathcal{M}_λ is a connected manifold. When a solution of (4.1) arrives at Σ , the value of λ must change, so that a trajectory can enter Σ . \mathcal{M}_λ is only invariant for constant λ and therefore a trajectory (denoted by dotted lines) will not continue on \mathcal{M}_λ , while also in Σ . Once a trajectory has left Σ it will be attracted to \mathcal{M}_λ as per assumption (A4).

In the following sections we discuss how the departure of a trajectory from \mathcal{M}_λ can be captured and whether or not capturing this dynamics makes a qualitative difference in the predictions of the model. In section 2 we have already seen that including a correction that captures the departure from \mathcal{M}_λ makes a difference and trajectories can no longer cross Σ instantaneously.

4.2 The skeleton model

Having assumed the existence of an invariant manifold \mathcal{M}_λ , it is natural to consider the dynamics on \mathcal{M}_λ in the presence of switching. This can be done by substituting the immersion \mathbf{W} into the full problem (4.1) and disregarding that λ may not be constant on Σ . We start with the switching function

$$h_0(\mathbf{y}, \lambda) = h(\mathbf{W}(\mathbf{y}, \lambda)). \quad (4.12)$$

In contrast to section 3, the switching function (4.12) depends on λ and therefore the closures described in section 3 may not apply. Using the vector field (4.5) on \mathcal{M}_λ and (4.12) we obtain

$$\left. \begin{aligned} \dot{\mathbf{y}} &= \mathbf{f}(\mathbf{y}, \lambda) \\ \lambda &= \begin{cases} 1 & \text{for } h_0(\mathbf{y}, \lambda) > 0 \\ -1 & \text{for } h_0(\mathbf{y}, \lambda) < 0 \end{cases} \end{aligned} \right\}, \quad (4.13)$$

where $\mathbf{y}(t) \in G$ for all $t \in [s, s + \Delta)$, $\Delta > 0$.

Definition 4.7 Equation (4.13) is called the *skeleton model* of (4.1) on the invariant manifold \mathcal{M}_λ .

Definition 4.7 alludes to what follows next. We will use equation (4.13) to build upon and not consider it as an end result. Equation (4.13) is inaccurate when λ varies and that causes solutions to become non-unique, even if they were unique in the full problem (4.1). Nevertheless, we highlight some properties of the skeleton model that carry over to the reduced order model.

We note that already in the skeleton model the switching function h_0 can become dependent on λ . This means that the dynamics when $h_0 = 0$ may be defined as an index-1 differential algebraic equation. To describe such dynamics, in the introductory example in equation (2.19) we needed to separate the switching manifold into two components. Here, we formalize this splitting and define two new switching manifolds

$$\Sigma_0^\pm = \{\mathbf{y} \in G : h_0(\mathbf{y}, \pm 1) = 0\}. \quad (4.14)$$

In the extended state space $(\mathbf{y}, \lambda) \in G \times [-1, 1]$, Σ_0^\pm is the boundary of the n -dimensional manifold

$$\Sigma_0 = \{(\mathbf{y}, \lambda) \in G \times [-1, 1] : h_0(\mathbf{y}, \lambda) = 0\}. \quad (4.15)$$

Σ_0^\pm cannot intersect each other in the extended state space.

When $h_0(\mathbf{y}, \lambda) \neq 0$ the trajectories are described by the vector field

$$\left. \begin{array}{l} \dot{\mathbf{y}} = \mathbf{f}(\mathbf{y}, \lambda) \\ \dot{\lambda} = 0 \end{array} \right\}. \quad (4.16)$$

Otherwise, we have an index-1 differential algebraic equation

$$\left. \begin{array}{l} \dot{\mathbf{y}} = \mathbf{f}(\mathbf{y}, \lambda) \\ 0 = h_0(\mathbf{y}, \lambda) \end{array} \right\}. \quad (4.17)$$

A unique solution to (4.17) is guaranteed by the Implicit Function Theorem if $D_2h_0(\mathbf{y}, \lambda) \neq 0$, so that there is a unique C^p smooth function $\lambda(\mathbf{y})$ satisfying $h_0(\mathbf{y}, \lambda(\mathbf{y})) = 0$. This also implies that $\lambda(t) = \lambda(\mathbf{y}(t))$ is continuous, hence there is no discontinuity of λ when a trajectory reaches Σ_0^\pm transversely. Trajectories must spend nonzero time on Σ_0 in order to keep λ continuous. This short argument highlights a major difference between PWS models described in section 3, where we have $D_2h(\mathbf{y}, \lambda) = 0$ and where the Implicit Function Theorem does not apply. Models in section 3 are special cases of the skeleton model.

We can also write the index-1 differential algebraic equation (4.17) in a differential form by differentiating the constraint $h_0(\mathbf{y}, \lambda) = 0$, that is,

$$\frac{d}{dt}h_0(\mathbf{y}, \lambda) = D_1h_0(\mathbf{y}, \lambda)\mathbf{f}(\mathbf{y}, \lambda) + D_2h_0(\mathbf{y}, \lambda)\dot{\lambda} = 0. \quad (4.18)$$

As discussed, whether solutions are well defined, depends on the term

$$D_2h_0(\mathbf{y}, \lambda) = Dh(\mathbf{W}(\mathbf{y}, \lambda)) \cdot D_2\mathbf{W}(\mathbf{y}, \lambda). \quad (4.19)$$

If (4.19) is non-zero, equation (4.18) can be solved for $\dot{\lambda}$, which yields the differential form of (4.17) for $(\mathbf{y}, \lambda) \in \Sigma_0$, that is,

$$\left. \begin{array}{l} \dot{\mathbf{y}} = \mathbf{f}(\mathbf{y}, \lambda) \\ \dot{\lambda} = -\frac{D_1h_0(\mathbf{y}, \lambda)\mathbf{f}(\mathbf{y}, \lambda)}{D_2h_0(\mathbf{y}, \lambda)} \end{array} \right\}. \quad (4.20)$$

The continuous concatenation of solutions of equations (4.16) and (4.20) gives the full solution of equation (4.13). This concatenation is a PWS problem, where Σ_0^\pm are now separating the phase space into three regions. The following theorem looks at the case when there is no need to define the dynamics on Σ_0^\pm .

Theorem 4.8 Consider a point $(\mathbf{y}^*, \lambda^*) \in \Sigma_0^\pm$ and assume that

$$D_2h_0(\mathbf{y}^*, \lambda^*) < 0. \quad (4.21)$$

Further assume a solution $(\mathbf{y}(t), \lambda(t))$, for $t \in I = (-\delta, 0]$ (or $t \in I = [0, \delta)$) of either equation (4.16) or equation (4.20) that reaches $(\mathbf{y}^*, \lambda^*)$ at $t = 0$. The corresponding trajectory is defined as $\mathcal{T} = \{(\mathbf{y}(t), \lambda(t)) : t \in I\}$. Trajectory \mathcal{T} has a unique continuation for $t > 0$ (or $t < 0$) sufficiently small as a solution of the skeleton model (4.13) if one of the following conditions holds:

1. \mathcal{T} is not tangent to Σ_0^\pm , i.e., $D_1h_0(\mathbf{y}^*, \lambda^*)\mathbf{f}(\mathbf{y}^*, \lambda^*) \neq 0$

2. \mathcal{T} is tangent to Σ_0^\pm and the order of the tangency is less than the smoothness order (C^p) of h_0 . In other words, there exists $0 < \ell \leq p$ such that

$$\frac{d^\ell}{dt^\ell} h_0(\mathbf{y}(t), \lambda^*)|_{t=0} \neq 0. \quad (4.22)$$

Proof The proof can be found in appendix B. \square

Remark 4.9 Theorem 4.8 excludes the case $D_2 h_0(\mathbf{y}, \lambda) > 0$. For $D_2 h_0(\mathbf{y}, \lambda) > 0$, transverse trajectories (case 1 of theorem 4.8) cannot cross Σ_0^\pm . Tangential trajectories with even ℓ may have multiple continuation, which is the case of the Teixeira singularity [8]. Tangential trajectories with odd ℓ cannot cross Σ_0^\pm , similar to transverse trajectories. To investigate the case of $D_2 h_0(\mathbf{y}, \lambda) > 0$ in detail, a definition of how trajectories move along Σ_0^\pm (with $\lambda = \pm 1$) is also required, which falls outside of the scope of this paper.

4.3 Dynamics about manifold \mathcal{M}_λ due to switching

This section describes a correction to the skeleton model (4.13) that resolves the dynamics in the neighborhood of \mathcal{M}_λ up to linear order. The correction is necessary, because the $\dot{\lambda} = 0$ assumption does not hold: equation (4.20) states that λ varies on Σ_0 . The correction that is introduced here captures trajectories that depart from \mathcal{M}_λ when $h = 0$ (see dashed line in figure 5(b)).

Let us suppose that

$$\mathbf{x} = \mathbf{W}(\mathbf{y}, \lambda) + \mathbf{z}, \quad (4.23)$$

where \mathbf{z} represents the difference between the trajectories of the full model (4.1) and the skeleton model (4.13). This set-up is illustrated in figure 5(a). To derive an equation for \mathbf{z} , we substitute (4.23) into (4.1) while taking into account that λ is a function of time. This substitution yields

$$\dot{\mathbf{x}} = D_1 \mathbf{W}(\mathbf{y}, \lambda) \dot{\mathbf{y}} + D_2 \mathbf{W}(\mathbf{y}, \lambda) \dot{\lambda} + \dot{\mathbf{z}} = \mathbf{F}(\mathbf{W}(\mathbf{y}, \lambda) + \mathbf{z}, \lambda). \quad (4.24)$$

We assume that \mathbf{z} is a small deviation from \mathcal{M}_λ and Taylor expand $\mathbf{F}(\mathbf{W}(\mathbf{y}, \lambda) + \mathbf{z}, \lambda)$ in \mathbf{z} about $\mathbf{z} = \mathbf{0}$, that is,

$$\mathbf{F}(\mathbf{W}(\mathbf{y}, \lambda) + \mathbf{z}, \lambda) = \mathbf{F}(\mathbf{W}(\mathbf{y}, \lambda), \lambda) + D_1 \mathbf{F}(\mathbf{W}(\mathbf{y}, \lambda), \lambda) \mathbf{z} + \mathcal{O}(\|\mathbf{z}\|^2). \quad (4.25)$$

The expansion (4.25), when substituted into (4.24) yields

$$D_1 \mathbf{W}(\mathbf{y}, \lambda) \dot{\mathbf{y}} + D_2 \mathbf{W}(\mathbf{y}, \lambda) \dot{\lambda} + \dot{\mathbf{z}} = \mathbf{F}(\mathbf{W}(\mathbf{y}, \lambda), \lambda) + D_1 \mathbf{F}(\mathbf{W}(\mathbf{y}, \lambda), \lambda) \mathbf{z} + \mathcal{O}(\|\mathbf{z}\|^2). \quad (4.26)$$

We now use the invariance equation (4.3) and the dynamics on \mathcal{M}_λ as given by (4.5) and notice that two terms cancel in (4.26), so that we get

$$D_2 \mathbf{W}(\mathbf{y}, \lambda) \dot{\lambda} + \dot{\mathbf{z}} = D_1 \mathbf{F}(\mathbf{W}(\mathbf{y}, \lambda), \lambda) \mathbf{z} + \mathcal{O}(\|\mathbf{z}\|^2). \quad (4.27)$$

Combining the skeleton model (4.13) with (4.27) yields the corrected model

$$\left. \begin{aligned} \dot{\mathbf{y}} &= \mathbf{f}(\mathbf{y}, \lambda) \\ \dot{\mathbf{z}} &= \mathbf{A}_1(\mathbf{y}, \lambda)\mathbf{z} - D_2\mathbf{W}(\mathbf{y}, \lambda)\dot{\lambda} \\ \lambda &= \begin{cases} 1 & \text{for } h(\mathbf{W}(\mathbf{y}, \lambda) + \mathbf{z}) > 0 \\ -1 & \text{for } h(\mathbf{W}(\mathbf{y}, \lambda) + \mathbf{z}) < 0 \end{cases} \end{aligned} \right\}, \quad (4.28)$$

where $\mathbf{A}_1(\mathbf{y}, \lambda) = D_1\mathbf{F}(\mathbf{W}(\mathbf{y}, \lambda), \lambda)$ is defined in assumption **(A2)**. A unique solution of (4.28) is assumed in **(A3)** with a continuously differentiable λ . In this paper we do not investigate whether the corrected model (4.28) is a faithful representation of the fully nonlinear system (4.1); for some discussion, see remark 4.14.

We define the switching manifolds as

$$\Sigma = \{(\mathbf{y}, \mathbf{z}, \lambda) \in G \times \mathbf{Z} \times [-1, 1] : h(\mathbf{W}(\mathbf{y}, \lambda) + \mathbf{z}) = 0\}$$

and

$$\Sigma^\pm = \{(\mathbf{y}, \mathbf{z}, \pm 1) \in G \times \mathbf{Z} \times [-1, 1] : h(\mathbf{W}(\mathbf{y}, \pm 1) + \mathbf{z}) = 0\}.$$

When a trajectory is restricted to Σ , the solution must satisfy

$$h(\mathbf{W}(\mathbf{y}, \lambda) + \mathbf{z}) = 0. \quad (4.29)$$

Similar to the skeleton model we evaluate how h changes in time and restrict this change to zero on Σ to find an equation for λ (cf. equation (4.18)). To evaluate equation (4.29), we use the following lemma.

Lemma 4.10 *Assume **(A3)** and that λ is continuously differentiable and \mathbf{y}, \mathbf{z} satisfy the differential equations*

$$\begin{aligned} \dot{\mathbf{y}} &= \mathbf{f}(\mathbf{y}, \lambda) \\ \dot{\mathbf{z}} &= \mathbf{A}_1(\mathbf{y}, \lambda)\mathbf{z} - D_2\mathbf{W}(\mathbf{y}, \lambda)\dot{\lambda} \end{aligned}$$

on the interval $t \in [s, s + \epsilon)$, $\epsilon > 0$ with an initial condition $\mathbf{y}(s) \in G$, $\mathbf{z}(s) \in \mathcal{D}$. Then the right-side derivative of h as a function of time is calculated as

$$\frac{d}{dt^+} h(\mathbf{W}(\mathbf{y}, \lambda) + \mathbf{z}) = Dh(\mathbf{W}(\mathbf{y}, \lambda) + \mathbf{z}) \cdot D_1\mathbf{W}(\mathbf{y}, \lambda)\mathbf{f}(\mathbf{y}, \lambda) - d^\pm(\mathbf{y}, \mathbf{z}, \lambda)\dot{\lambda} + \mathbf{A}_1(\mathbf{y}, \lambda)\mathbf{z}, \quad (4.30)$$

where

$$d^\pm(\mathbf{y}, \mathbf{z}, \lambda) = \lim_{\delta \downarrow 0} Dh(\mathbf{W}(\mathbf{y}, \lambda) + \mathbf{z}) \cdot (\mathbf{K}(t + \delta, t) - D_2\mathbf{W}(\mathbf{y}, \lambda)). \quad (4.31)$$

Proof The proof can be found in appendix C. \square

Remark 4.11 The quantity $d^\pm(\mathbf{y}, \mathbf{z}, \lambda)$ in (4.31) measures the discontinuity of the convolution kernel \mathbf{K} at $t = s$. A discontinuous \mathbf{K} is possible, because $D_2\mathbf{W}(\mathbf{y}, \lambda) \in \mathbf{X} \setminus \mathbf{Z}$, and the continuity assumption **(A3)** does not apply at $t = s$. Such a discontinuity allowed us to find a differential equation for λ in section 2.

Definition 4.12 We call the quantity $d^\pm(\mathbf{y}, \mathbf{z}, \lambda)$ in equation (4.31) the *normal discontinuity gap*.

We also define two other quantities that will be useful later. These are

$$d^-(\mathbf{y}, \mathbf{z}, \lambda) = Dh(\mathbf{W}(\mathbf{y}, \lambda) + \mathbf{z}) \cdot D_2 \mathbf{W}(\mathbf{y}, \lambda), \quad (4.32)$$

$$d^+(\mathbf{y}, \mathbf{z}, \lambda) = \lim_{\delta \downarrow 0} Dh(\mathbf{W}(\mathbf{y}, \lambda) + \mathbf{z}) \cdot \mathbf{K}(t + \delta, t), \quad (4.33)$$

and therefore we have the identity $d^\pm(\mathbf{y}, \mathbf{z}, \lambda) = d^+(\mathbf{y}, \mathbf{z}, \lambda) - d^-(\mathbf{y}, \mathbf{z}, \lambda)$.

We now find the governing equation of the dynamics on Σ . We solve equation $\frac{d}{dt^+} h = 0$, where $\frac{d}{dt^+} h$ is given by (4.30) for $\dot{\lambda}$, which yields

$$\left. \begin{aligned} \dot{\mathbf{y}} &= \mathbf{f}(\mathbf{y}, \lambda) \\ \dot{\mathbf{z}} &= \mathbf{A}_1(\mathbf{y}, \lambda) \mathbf{z} - D_2 \mathbf{W}(\mathbf{y}, \lambda) \dot{\lambda} \\ \dot{\lambda} &= \frac{1}{d^\pm(\mathbf{y}, \mathbf{z}, \lambda)} Dh(\mathbf{W}(\mathbf{y}, \lambda) + \mathbf{z}) \cdot (D_1 \mathbf{W}(\mathbf{y}, \lambda) \mathbf{f}(\mathbf{y}, \lambda) + \mathbf{A}_1(\mathbf{y}, \lambda) \mathbf{z}) \end{aligned} \right\}. \quad (4.34)$$

The trajectories of equation (4.34) are concatenated with trajectories of

$$\left. \begin{aligned} \dot{\mathbf{y}} &= \mathbf{f}(\mathbf{y}, \lambda) \\ \dot{\mathbf{z}} &= \mathbf{A}_1(\mathbf{y}, \lambda) \mathbf{z} \\ \dot{\lambda} &= 0 \end{aligned} \right\} \quad (4.35)$$

along the boundaries Σ^\pm and form the trajectories of the corrected model (4.28). The following theorem provides a sufficient condition for a unique continuation of trajectories through Σ^\pm .

Theorem 4.13 *Assume (A1)-(A5). A trajectory \mathcal{T} of either (4.34) or (4.35) with an end point $(\mathbf{y}, \mathbf{z}, \lambda) \in \Sigma^\pm$ at $t = s$ has a unique continuation for $t > s$ with $t - s$ sufficiently small, as a solution of the corrected model (4.28), if the following conditions hold:*

1.

$$d^\pm(\mathbf{y}, \mathbf{z}, \lambda) > 0, \quad (4.36)$$

2. $Dh(\mathbf{W}(\mathbf{y}, \lambda) + \mathbf{z}) \cdot \mathbf{U}(t, s) \mathbf{z}$ is continuously differentiable with respect to t for $t \geq s$ and

3. one of the vector fields, (4.34) or (4.35) is not tangent to Σ^\pm , that is,

$$Dh(\mathbf{W}(\mathbf{y}, \lambda) + \mathbf{z}) \cdot (D_1 \mathbf{W}(\mathbf{y}, \lambda) \mathbf{f}(\mathbf{y}, \lambda) + \mathbf{A}_1(\mathbf{y}, \lambda) \mathbf{z}) \neq 0. \quad (4.37)$$

Proof The proof of theorem 4.13 can be found in appendix C. \square

Remark 4.14 The linear correction about the invariant manifold is carried out here without an assessment whether trajectories of the corrected model (4.28) and the full model (4.1) are qualitatively the same. If $\|\mathbf{z}\| \ll 1$ the linear correction is accurate. Because on \mathcal{M}_λ we have $\mathbf{z} = \mathbf{0}$, when a trajectory enters Σ , the rate of change of \mathbf{z} is determined by $\dot{\lambda}$. The magnitude of $\dot{\lambda}$ depends on the \mathbf{f} and d^\pm . Smaller d^\pm makes λ faster. The value of d^\pm is not necessarily a small parameter and therefore the deviation from \mathcal{M}_λ can stay small. For the linear string $d^\pm = \frac{1}{2}$. In the literature of regularized PWS systems [25, 30], to stay close to the skeleton model, fast λ is assumed.

Remark 4.15 If $d^\pm(\mathbf{y}, \mathbf{z}, \lambda) = 0$, the dynamics about \mathcal{M}_λ as captured by variable \mathbf{z} can only have a second order effect on h due to the nonlinearity of h . Therefore (4.30) is independent of $\dot{\lambda}$ and $\frac{d}{dt^+}h = 0$ cannot be solved for $\dot{\lambda}$. When $d^\pm(\mathbf{y}, \mathbf{z}, \lambda) = 0$ the corrected model (4.28) needs a closure, such as Filippov's or Utkin's. $d^\pm(\mathbf{y}, \mathbf{z}, \lambda) = 0$ occurs when \mathbf{U} is strongly continuous on the whole of \mathbf{X} , i.e., $\mathbf{Z} = \mathbf{X}$. This case for linear systems is explored in [43, 33, 34].

Remark 4.16 The transversality condition (4.37) is the equivalent of case 1 of theorem 4.8. The equivalent of case 2 of theorem 4.8 is not proven here, but a similar argument can be made while carefully accounting for the infinite dimensional nature of the problem.

Remark 4.17 It is possible to consider a nonlinear correction, so that (4.23) becomes exact. Let us define the nonlinear term

$$\mathbf{N}(\mathbf{y}, \lambda; \mathbf{z}) = \mathbf{F}(\mathbf{W}(\mathbf{y}, \lambda) + \mathbf{z}, \lambda) - \mathbf{F}(\mathbf{W}(\mathbf{y}, \lambda), \lambda) - \mathbf{A}_1(\mathbf{y}, \lambda)\mathbf{z}$$

without discussing the constraints on \mathbf{N} . The equation of the exact correction can be written as

$$\left. \begin{aligned} \dot{\mathbf{y}} &= \mathbf{f}(\mathbf{y}, \lambda) \\ \dot{\mathbf{z}} &= \mathbf{A}_1(\mathbf{y}, \lambda)\mathbf{z} + \mathbf{N}(\mathbf{y}, \lambda; \mathbf{z}) - D_2\mathbf{W}(\mathbf{y}, \lambda)\dot{\lambda} \end{aligned} \right\}. \quad (4.38)$$

Equation (4.38) is a semi-linear abstract Cauchy problem, which is frequently analyzed in the mathematical literature. The solutions of (4.38) are formally obtained from the integral equation

$$\mathbf{z}(t) = \mathbf{U}(t, s)\mathbf{z}(s) + \int_s^t \mathbf{U}(t, \tau) (\mathbf{N}(\mathbf{y}(\tau), \lambda(\tau); \mathbf{z}(\tau)) - D_2\mathbf{W}(\mathbf{y}(\tau), \lambda(\tau))\dot{\lambda}(\tau)) d\tau. \quad (4.39)$$

In general, existence and uniqueness of solutions of (4.39) is established using a contraction mapping argument. However under our assumptions the convolution is not justified because $\mathbf{U}(t, s)$ is only defined on \mathbf{Z} , but

$$\mathbf{N}(\mathbf{y}, \lambda; \mathbf{z}) - D_2\mathbf{W}(\mathbf{y}, \lambda)\dot{\lambda} \notin \mathbf{Z}. \quad (4.40)$$

Regardless of (4.40), the autonomous case [57, 36] has unique solutions under appropriate conditions. The author is confident that a similar argument can be made to establish unique solutions (4.39) although that might require that the nonlinearity $\mathbf{N}(\mathbf{y}, \lambda; \cdot) : \mathcal{D} \rightarrow \mathbf{X}$ be bounded.

4.4 Time-scale separation

We already have some indication that switching has a great influence on the normal dynamics. For example, ignoring the normal dynamics as in the skeleton model (4.13) leads to a different uniqueness condition than for the corrected model (4.28). In this section we restrict the analysis to the simplest case where there is a separation of time scales. We assume a parameter $0 \leq \varepsilon \leq 1$ and denote the dependence on ε by a subscript, that is \mathbf{F}_ε . Here, the $\varepsilon = 0$ limit is represented by the skeleton model (4.13) and $\varepsilon = 1$ refers to the corrected model (4.28). Naturally, the immersion $\mathbf{W}_\varepsilon(\mathbf{y}, \lambda)$ of the invariant manifold also depends on ε , which implicitly assumes that \mathcal{M}_λ persists for $0 \leq \varepsilon \leq 1$. Whenever we write \mathbf{F}_0 or \mathbf{W}_0 we mean the $\varepsilon = 0$ limit.

Let us define the scaled Frechet derivative as

$$\mathbf{A}_\varepsilon(\mathbf{y}, \lambda) = \varepsilon D_1 \mathbf{F}_\varepsilon(\mathbf{W}_\varepsilon(\mathbf{y}, \lambda), \lambda).$$

With this notation the corrected model (4.28) becomes

$$\left. \begin{aligned} \dot{\mathbf{y}} &= \mathbf{f}_\varepsilon(\mathbf{y}, \lambda) \\ \dot{\mathbf{z}} &= \varepsilon^{-1} \mathbf{A}_\varepsilon(\mathbf{y}, \lambda) \mathbf{z} - D_2 \mathbf{W}_\varepsilon(\mathbf{y}, \lambda) \dot{\lambda} \\ \lambda &= \begin{cases} 1 & \text{for } h(\mathbf{W}_\varepsilon(\mathbf{y}, \lambda) + \mathbf{z}) > 0 \\ -1 & \text{for } h(\mathbf{W}_\varepsilon(\mathbf{y}, \lambda) + \mathbf{z}) < 0 \end{cases} \end{aligned} \right\}. \quad (4.41)$$

Changing the time-scales by introducing $t = \varepsilon \theta$ we get

$$\left. \begin{aligned} \dot{\mathbf{y}} &= \varepsilon \mathbf{f}_\varepsilon(\mathbf{y}, \lambda) \\ \dot{\mathbf{z}} &= \mathbf{A}_\varepsilon(\mathbf{y}, \lambda) \mathbf{z} - D_2 \mathbf{W}_\varepsilon(\mathbf{y}, \lambda) \dot{\lambda} \end{aligned} \right\}, \quad (4.42)$$

where $\dot{}$ stand for $d/d\theta$. When setting $\varepsilon = 0$ we arrive at the layer system

$$\left. \begin{aligned} \dot{\mathbf{y}} &= \mathbf{0} \\ \dot{\mathbf{z}} &= \mathbf{A}_0(\mathbf{y}, \lambda) \mathbf{z} - D_2 \mathbf{W}_0(\mathbf{y}, \lambda) \dot{\lambda} \end{aligned} \right\}, \quad (4.43)$$

which stipulates that variable \mathbf{y} is constant along trajectories. We assume the following:

(A3) Assumptions (A3) holds when (4.6) is replaced by (4.42) for all $\varepsilon \in [0, 1]$. The unique solution of (4.42) can be written as

$$\mathbf{z}(t) = \mathbf{U}_\varepsilon(t, s) \mathbf{z}(s) - \int_s^t \mathbf{K}_\varepsilon(t, \tau) \dot{\lambda}(\tau) d\tau.$$

(A4) Assumption (A4) holds when (4.6) is replaced by (4.42) and $\sigma_s < -\varepsilon \sigma_c$.

(A5) The perturbation $D_2 \mathbf{W}_0(\mathbf{y}, \lambda)$ acts in the invariant normal bundle of \mathcal{M}_λ , that is,

$$H^c(\mathbf{y}, \lambda) D_2 \mathbf{W}_0(\mathbf{y}, \lambda) = \mathbf{0}. \quad (4.44)$$

Remark 4.18 As a consequence of (A3) and (A4), $\mathbf{A}_0(\mathbf{y}, \lambda)$ has an n dimensional kernel spanned by $D_1 \mathbf{W}_0(\mathbf{y}, \lambda)$, and $H^c(\mathbf{y}, \lambda) \mathbf{A}_0(\mathbf{y}, \lambda) = \mathbf{0}$. Because of (A5) and for $t \geq s$ we also have

$$\|\mathbf{K}_\varepsilon(t, s)\| \leq M e^{\sigma_s(t-s)}.$$

We investigate the non-smooth dynamics for $\varepsilon = 0$. The case of constant λ is trivial, because we have assumed that \mathcal{M}_λ is attracting for $0 \leq \varepsilon \leq 1$. Next we consider the dynamics in Σ , which is described by

$$\left. \begin{aligned} \dot{\mathbf{y}} &= \mathbf{0} \\ \dot{\mathbf{z}} &= \mathbf{A}_0(\mathbf{y}, \lambda) \mathbf{z} - D_2 \mathbf{W}_0(\mathbf{y}, \lambda) \dot{\lambda} \\ 0 &= h(\mathbf{W}_0(\mathbf{y}, \lambda) + \mathbf{z}) \end{aligned} \right\}. \quad (4.45)$$

Any point in $\mathcal{M}_\lambda \cap \Sigma$, i.e., $\mathbf{y} \in G$, $\mathbf{z} = \mathbf{0}$, $\lambda \in [-1, 1]$ is an equilibrium of (4.45); therefore \mathcal{M}_λ is invariant under all the dynamics for $\varepsilon = 0$. It is however not obvious whether $\mathcal{M}_\lambda \cap \Sigma$ is attracting for $\varepsilon = 0$, which is addressed by the next theorem.

Theorem 4.19 Assume $(A1)$, $(A2)$, $(\overline{A3})$, $(\overline{A4})$ and $d^-(\mathbf{y}, \mathbf{0}, \lambda) \neq 0$. Let $\mathcal{M}_\lambda^{crit}$ be a compact set, such that

$$\mathcal{M}_\lambda^{crit} \subset \{(\mathbf{y}, \lambda) \in \mathcal{M}_\lambda \cap \Sigma : \sup \{\text{real part of roots of } \Delta(s)\} < 0\}, \quad (4.46)$$

where

$$\Delta(s) = sDh(\mathbf{W}_0(\mathbf{y}, \lambda)) \cdot (s - \mathbf{A}_0(\mathbf{y}, \lambda))^{-1} D_2\mathbf{W}_0(\mathbf{y}, \lambda) - d^-(\mathbf{y}_0, \mathbf{0}, \lambda_0). \quad (4.47)$$

Then $\mathcal{M}_\lambda^{crit}$ is a normally hyperbolic and attracting critical manifold of equation (4.41) for $\varepsilon = 0$.

Proof In order to calculate whether the critical manifold is attracting, we linearize equation (4.45) by using $\lambda = \lambda_0 + \alpha$ as a perturbation

$$\dot{\mathbf{y}} = \mathbf{0}, \quad (4.48)$$

$$\dot{\mathbf{z}} = \mathbf{A}_0(\mathbf{y}_0, \lambda_0)\mathbf{z} - D_2\mathbf{W}_0(\mathbf{y}_0, \lambda_0)\dot{\alpha}, \quad (4.49)$$

$$0 = Dh(\mathbf{W}_0(\mathbf{y}_0, \lambda_0)) \cdot (D_2\mathbf{W}_0(\mathbf{y}_0, \lambda_0)\alpha + \mathbf{z}). \quad (4.50)$$

The initial conditions $\alpha(0)$ and $\mathbf{z}(0)$ are linked through equation (4.50), such that

$$\alpha(0) = -\frac{Dh(\mathbf{W}_0(\mathbf{y}_0, \lambda_0)) \cdot \mathbf{z}(0)}{d^-(\mathbf{y}_0, \mathbf{0}, \lambda_0)}.$$

It is sufficient to show that α decays, because by assumptions $(\overline{A3})$ $(\overline{A4})$ and without forcing, the \mathbf{z} component decays to a constant; if the initial condition satisfies $\Pi^s(\mathbf{y}, \lambda)\mathbf{z}(0) = \mathbf{0}$, \mathbf{z} decays to zero. Applying the Laplace transform to (4.49) we find that

$$\mathbf{z}(s) = (s - \mathbf{A}_0(\mathbf{y}_0, \lambda_0))^{-1} (\mathbf{z}(0) - D_2\mathbf{W}_0(\mathbf{y}_0, \lambda_0) (s\alpha(s) - \alpha(0))), \quad (4.51)$$

where s is the Laplace parameter. By substituting (4.51) into (4.50) we find

$$Dh(\mathbf{W}_0(\mathbf{y}_0, \lambda_0)) \cdot \left(D_2\mathbf{W}_0(\mathbf{y}_0, \lambda_0)\alpha(s) + (s - \mathbf{A}_0(\mathbf{y}_0, \lambda_0))^{-1} (\mathbf{z}(0) - D_2\mathbf{W}_0(\mathbf{y}_0, \lambda_0) (s\alpha(s) - \alpha(0))) \right) = 0,$$

which can be rearranged into

$$\alpha(s) = \frac{Dh(\mathbf{W}_0(\mathbf{y}_0, \lambda_0)) \cdot (s - \mathbf{A}_0(\mathbf{y}_0, \lambda_0))^{-1} (D_2\mathbf{W}_0(\mathbf{y}_0, \lambda_0)\alpha(0) + \mathbf{z}(0))}{sDh(\mathbf{W}_0(\mathbf{y}_0, \lambda_0)) \cdot (s - \mathbf{A}_0(\mathbf{y}_0, \lambda_0))^{-1} D_2\mathbf{W}_0(\mathbf{y}_0, \lambda_0) - d^-(\mathbf{y}_0, \mathbf{0}, \lambda_0)}. \quad (4.52)$$

The asymptotic properties of $\alpha(t)$ are determined by the poles of (4.52). The poles of the numerator are already given by the spectrum of $\mathbf{A}_0(\mathbf{y}_0, \lambda_0)$, which is assumed to be in the left half of the complex plane because \mathcal{M}_λ is attracting for constant λ . Therefore only the roots of the denominator can cause instability, hence the condition that $\Delta(s)$ has roots in the left half of the complex plane is sufficient. \square

Remark 4.20 The proof can be extended to calculate the initial and final values of α . According to the Laplace Final Value Theorem we have $\lim_{t \rightarrow \infty} \alpha(t) = \lim_{s \rightarrow 0} s\alpha(s)$. We observe that

$$\lim_{s \rightarrow 0} s Dh(\mathbf{W}_0(\mathbf{y}_0, \lambda_0)) \cdot (s - \mathbf{A}_0(\mathbf{y}_0, \lambda_0))^{-1} D_2 \mathbf{W}(\mathbf{y}_0, \lambda_0) = \lim_{t \rightarrow \infty} \mathbf{K}_0(t, s) = 0$$

by assumption [\(A5\)](#) and [remark 4.18](#). Therefore we have

$$\lim_{t \rightarrow \infty} \alpha(t) = -\frac{\lim_{t \rightarrow \infty} e^{\mathbf{A}_0(\mathbf{y}_0, \lambda_0)t} \mathbf{z}(0)}{d^-(\mathbf{y}_0, \mathbf{0}, \lambda_0)}$$

and if $\Pi^c(\mathbf{y}, \lambda)\mathbf{z}(0) = \mathbf{0}$ we also have $\lim_{t \rightarrow \infty} \alpha(t) = 0$. Applying the Laplace Initial Value Theorem to [equation \(4.52\)](#) yields

$$\lim_{t \downarrow 0} \alpha(t) = \lim_{s \rightarrow \infty} s\alpha(s) = \frac{Dh(\mathbf{W}_0(\mathbf{y}_0, \lambda_0)) \cdot \mathbf{z}(0) + d^+(\mathbf{y}, \mathbf{z}, \lambda)\alpha(0)}{d^\pm(\mathbf{y}, \mathbf{z}, \lambda)},$$

where $d^+(\mathbf{y}, \mathbf{z}, \lambda)$ is given by [\(4.33\)](#). We also have $Dh(\mathbf{W}_0(\mathbf{y}_0, \lambda_0)) \cdot \mathbf{z}(0) = -d^-(\mathbf{y}_0, \mathbf{0}, \lambda_0)\alpha(0)$ according to [\(4.50\)](#) and therefore $\lim_{t \downarrow 0} \alpha(t) = \alpha(0)$, which makes α continuous at $t = s$.

Remark 4.21 Similar to [remark 4.5](#), normal hyperbolicity does not imply the persistence of $\mathcal{M}_\lambda^{crit}$ under variations in ε . The theorem of Bates, Lu and Zeng [1] suggests that the evolution operator \mathbf{U} needs to be differentiable (among other conditions) for $\mathcal{M}_\lambda^{crit}$ to persist for small $\varepsilon > 0$. Note that the nonlinear string example in [section 5](#) generates such a differentiable \mathbf{U} on \mathbf{Z} .

Remark 4.22 When both regions of \mathcal{M}_λ , that is $\mathcal{M}_\lambda \cap \Sigma$ and $\mathcal{M}_\lambda \setminus (\mathcal{M}_\lambda \cap \Sigma)$, persist for $\varepsilon > 0$, they most likely become discontinuous at the boundaries Σ^\pm , hence as a whole, \mathcal{M}_λ does not persist. This is because the vector fields are discontinuous. Therefore for $\varepsilon > 0$, trajectories that followed one part of \mathcal{M}_λ must jump to the other part of \mathcal{M}_λ , which induces fast transients that we are unable to characterize under general settings.

4.5 Qualitative approximation of normal dynamics and the reduced order model

A key difference between the skeleton model [\(4.13\)](#) and the corrected model [\(4.28\)](#) is that they have unique solutions under different conditions. This difference is caused by the fact that the skeleton model does not take into account the normal discontinuity gap d^\pm . To rectify the omission of d^\pm , the skeleton model is extended by a scalar variable, which represents the dynamics of the convolution kernel \mathbf{K} in [equation \(4.7\)](#). We call this extension the reduced order model. It is then shown that the reduced order model reproduces uniqueness of solutions and the existence of a critical manifold under equivalent conditions to those of [theorems 4.13 and 4.19](#).

To simplify the ensuing analysis we assume that

(A6) $h(\mathbf{x})$ is linear, therefore $h(\mathbf{x}) = h(\mathbf{0}) + Dh \cdot \mathbf{x}$, where Dh is a constant linear functional.

Assumption **(A6)** allows us to derive a scalar representation of $\mathbf{z}(t)$ without worrying about a varying $Dh(\mathbf{x})$. The switching between parts of the state space depends on

$$h(\mathbf{x}) = h(\mathbf{0}) + Dh \cdot (\mathbf{W}(\mathbf{y}, \lambda) + \mathbf{z}). \quad (4.53)$$

In what follows we approximate the scalar valued $Dh \cdot \mathbf{z}$ in (4.53) by a convolution integral. Combining equations (4.7), (4.11) and $\mathbf{z}(0) = \mathbf{0}$ yields

$$Dh \cdot \mathbf{z}(t) = - \int_0^t Dh \cdot \mathbf{U}(t, \vartheta) \lim_{\mu \rightarrow \infty} \mu \left(\mu - \varepsilon^{-1} \mathbf{A}_\varepsilon(\mathbf{y}(\vartheta), \lambda(\vartheta)) \right)^{-1} D_2 \mathbf{W}(\mathbf{y}(\vartheta), \lambda(\vartheta)) \dot{\lambda}(\vartheta) d\vartheta.$$

In order to proceed either **(A5)** or time-scale separation with **(A5)** can be assumed. When **(A5)** is assumed we are restricted to use $\varepsilon = 1$ and if **(A5)** is assumed we set $\sigma = \sigma_s$. Now we can approximate that

$$Dh \cdot \mathbf{z}(t) \approx \int_0^t e^{\varepsilon^{-1} \sigma(t-\vartheta)} \lim_{\mu \rightarrow \infty} \mu Dh \cdot \left(\mu - \varepsilon^{-1} \mathbf{A}_\varepsilon(\mathbf{y}(\vartheta), \lambda(\vartheta)) \right)^{-1} D_2 \mathbf{W}(\mathbf{y}(\vartheta), \lambda(\vartheta)) \dot{\lambda}(\vartheta) d\vartheta,$$

which neglects trajectories in the normal bundle of \mathcal{M}_λ that are decaying with exponents smaller than $\varepsilon^{-1} \sigma$. Note that

$$\lim_{\mu \rightarrow \infty} \mu Dh \cdot \left(\mu - \varepsilon^{-1} \mathbf{A}_\varepsilon(\mathbf{y}(s), \lambda(s)) \right)^{-1} D_2 \mathbf{W}(\mathbf{y}(s), \lambda(s)) = d^+(\mathbf{y}(s), \mathbf{0}, \lambda(s)).$$

By simply defining $d^+(\mathbf{y}, \lambda) = d^+(\mathbf{y}, \mathbf{0}, \lambda)$ we get

$$Dh \cdot \mathbf{z}(t) \approx - \int_0^t d^+(\mathbf{y}(\vartheta), \lambda(\vartheta)) e^{\varepsilon^{-1} \sigma(t-\vartheta)} \dot{\lambda}(\vartheta) d\vartheta. \quad (4.54)$$

After defining $\kappa = Dh \cdot \mathbf{z}(t)$, we find that the approximation (4.54) satisfies the differential equation

$$\dot{\kappa} = \varepsilon^{-1} \sigma \kappa - d^+(\mathbf{y}, \lambda) \dot{\lambda} \quad (4.55)$$

with initial condition $\kappa(0) = 0$. The switching function (4.53) using the new variable κ becomes

$$h(\mathbf{x}) \approx h_\varepsilon(\mathbf{y}, \kappa, \lambda) = h(\mathbf{0}) + Dh \cdot \mathbf{W}(\mathbf{y}, \lambda) + \kappa. \quad (4.56)$$

We can also re-define the switching manifolds

$$\begin{aligned} \Sigma_\varepsilon &= \{(\mathbf{y}, \kappa, \lambda) \in G \times \mathbb{R} \times [-1, 1] : h_\varepsilon(\mathbf{y}, \kappa, \lambda) = 0\}, \\ \Sigma_\varepsilon^\pm &= \{(\mathbf{y}, \kappa, \pm 1) \in G \times \mathbb{R} \times [-1, 1] : h_\varepsilon(\mathbf{y}, \kappa, \pm 1) = 0\}. \end{aligned}$$

With this notation, the skeleton model extended with the approximate normal dynamics becomes

$$\left. \begin{aligned} \dot{\mathbf{y}} &= \mathbf{f}(\mathbf{y}, \lambda) \\ \dot{\kappa} &= \varepsilon^{-1} \sigma \kappa - d^+(\mathbf{y}, \lambda) \dot{\lambda} \\ \lambda &= \begin{cases} 1 & \text{for } h_\varepsilon(\mathbf{y}, \kappa, \lambda) > 0 \\ -1 & \text{for } h_\varepsilon(\mathbf{y}, \kappa, \lambda) < 0 \end{cases} \end{aligned} \right\}. \quad (4.57)$$

Definition 4.23 We call equation (4.57) the reduced order model of (4.1).

When $h_\varepsilon(\mathbf{y}, \kappa, \lambda) \neq 0$ the dynamics of κ is decoupled from the rest of the variables and κ exponentially vanishes, because $\sigma < 0$ - due to assumption (A5) or (A5). When $h_\varepsilon(\mathbf{y}, \kappa, \lambda) = 0$, we apply the same technique as in section 4.2 to find a differential equation for λ . We express that

$$\frac{d}{dt}h_\varepsilon(\mathbf{y}, \kappa, \lambda) = Dh \cdot D_1 \mathbf{W}(\mathbf{y}, \lambda) \mathbf{f}(\mathbf{y}, \lambda) + d^-(\mathbf{y}, \lambda) \dot{\lambda} + \dot{\kappa} = 0 \quad (4.58)$$

in Σ_ε , where $d^-(\mathbf{y}, \lambda) = d^-(\mathbf{y}, \mathbf{0}, \lambda)$ is defined by (4.32). We drop the (\mathbf{y}, λ) arguments and solve (4.55) and (4.58) for $\dot{\kappa}$ and $\dot{\lambda}$ to arrive at

$$\left. \begin{aligned} \dot{\mathbf{y}} &= \mathbf{f} \\ \dot{\kappa} &= -\frac{d^+ Dh \cdot D_1 \mathbf{W} \mathbf{f} + \varepsilon^{-1} d^- \sigma \kappa}{d^\pm} \\ \dot{\lambda} &= \frac{Dh \cdot D_1 \mathbf{W} \mathbf{f} + \varepsilon^{-1} \sigma \kappa}{d^\pm} \end{aligned} \right\}, \quad (4.59)$$

which governs the dynamics on Σ_ε .

We can now check that the reduced order model (4.57) has the same key properties as the corrected model (4.28). In what follows we outline the equivalents of theorems 4.13 and 4.19 for the reduced order model (4.57).

Proposition 4.24 *A trajectory \mathcal{T} of the reduced order model (4.57) with an end point at $(\mathbf{y}^*, \kappa^*, \lambda^*) \in \Sigma_\varepsilon^\pm$ has a unique continuation through $(\mathbf{y}^*, \kappa^*, \lambda^*)$ if*

1. $d^\pm(\mathbf{y}^*, 0, \lambda^*) > 0$ as defined by equation (4.31) and
2. when trajectory \mathcal{T} is not tangent to Σ_ε^\pm or trajectory \mathcal{T} is tangent to Σ_ε^\pm and the order of the tangency is not greater than the smoothness order (C^p) of h_ε , that is, there exists $0 < \ell \leq p$ such that

$$\frac{d^\ell}{dt^\ell} h_\varepsilon(\mathbf{y}(t), \kappa(t), \lambda^*)|_{\mathbf{y}=\mathbf{y}^*, \kappa=\kappa^*} \neq 0.$$

Proof The proof is the same as for theorem 4.8 if we replace $(\mathbf{y}, \kappa) \rightarrow \mathbf{y}$ and $d^\pm \rightarrow -D_2 h_0(\mathbf{y}, \lambda)$. \square

Proposition 4.25 *Let*

$$\mathcal{M}_\lambda^{\text{crit}} \subset \left\{ (\mathbf{y}, \kappa, \lambda) \in \Sigma_\varepsilon : \frac{\sigma d^-(\mathbf{y}, \lambda)}{d^\pm(\mathbf{y}, \lambda)} > 0, \kappa = 0 \right\} \quad (4.60)$$

be a compact set for $\varepsilon = 0$. Then $\mathcal{M}_\lambda^{\text{crit}}$ is an attracting critical manifold of equation (4.59) which persists for a sufficiently small $\varepsilon > 0$. The dynamics on the critical manifold is governed by the skeleton model (4.20).

Proof First, time is rescaled by $t = \varepsilon \theta$ in equation (4.59) which yields

$$\left. \begin{aligned} \dot{\mathbf{y}} &= \varepsilon \mathbf{f} \\ \dot{\kappa} &= -\frac{\varepsilon d^+ Dh \cdot D_1 \mathbf{W} \mathbf{f} + d^- \sigma \kappa}{d^\pm} \\ \dot{\alpha} &= \frac{\varepsilon Dh \cdot D_1 \mathbf{W} \mathbf{f} + \sigma \kappa}{d^\pm} \end{aligned} \right\},$$

where $\dot{}$ stands for $d/d\theta$. Setting $\varepsilon \rightarrow 0$ yields

$$\dot{\mathbf{y}} = \mathbf{0}, \quad \dot{\kappa} = -\frac{d^- \sigma}{d^\pm} \kappa, \quad \dot{\lambda} = -\frac{\sigma}{d^\pm} \kappa. \quad (4.61)$$

Assuming initial conditions $\kappa(0) = \kappa_0$ and $\lambda(0) = \lambda_0$ of (4.61) at $t = 0$ we get $\lim_{t \rightarrow \infty} \kappa(t) = 0$ and $\lim_{t \rightarrow \infty} \lambda(t) = \lambda_0 - \kappa_0/d^-$, if $\frac{d^- \sigma}{d^\pm} > 0$. This means that the critical manifold is attracting and normally hyperbolic. Therefore $\mathcal{M}_\lambda^{crit}$ persists for a sufficiently small $\varepsilon > 0$, according to Fenichel [16].

While $\kappa = 0$ on the critical manifold, $\lim_{t \rightarrow \infty} \lim_{\varepsilon \rightarrow 0} \varepsilon^{-1} \kappa(t)$ may not be zero, that is, the limits $t \rightarrow \infty$ and $\varepsilon \rightarrow 0$ do not commute. After introducing $\varepsilon \gamma = \kappa$, we can write that

$$\left. \begin{aligned} \dot{\mathbf{y}} &= \mathbf{f} \\ \varepsilon \dot{\gamma} &= \frac{d^+ Dh \cdot D_1 \mathbf{W} \mathbf{f} - d^- \sigma \gamma}{d^\pm} \\ \dot{\lambda} &= \frac{Dh \cdot D_1 \mathbf{W} \mathbf{f} + \sigma \gamma}{d^\pm} \end{aligned} \right\}.$$

Setting $\varepsilon \rightarrow 0$ and some algebraic manipulation yields

$$\dot{\lambda} = -\frac{Dh \cdot D_1 \mathbf{W} \mathbf{f}}{d^-},$$

which is the same equation as (4.20) of the skeleton model. \square

Remark 4.26 We know that $\sigma < 0$, because of assumption (A5) or (A5). If proposition 4.24 also holds, $\mathcal{M}_\lambda^{crit}$ is attracting when $d^- < 0$. This is the same condition under which solutions of the skeleton model (4.13) are unique due to theorem 4.8.

Next we investigate in what sense the reduced order model (4.57) is similar to the corrected model (4.41) with time-scale separation. It turns out that on Σ_ε the critical manifold is likely to be attracting or repelling under the same conditions. The precise statement is in the following proposition.

Proposition 4.27 *Assume that $d^\pm(\mathbf{y}, \mathbf{0}, \lambda) > 0$ and $Dh \cdot \mathbf{A}_0^{-1}(\mathbf{y}, \lambda) D_2 \mathbf{W}(\mathbf{y}, \lambda) > 0$ along a smooth curve $\gamma = \{(\mathbf{y}(\alpha), \lambda(\alpha)) \in \Sigma_0 : \alpha \in (-\delta, \delta)\}$ with $(\mathbf{y}, \lambda) \in C^1((-\delta, \delta), \Sigma_0)$ and $\delta > 0$. For $\varepsilon = 0$, the stability of equilibria along γ changes through a zero root (saddle-node bifurcation) at the same value(s) of $\alpha \in (-\delta, \delta)$ for both systems (4.59) and (4.45).*

Proof Because of the assumption $d^\pm(\mathbf{y}, \mathbf{0}, \lambda) > 0$, the stability of an equilibrium of (4.61) purely depends on d^- , i.e., the equilibrium is attracting when $d^- < 0$. On the other hand, substituting $s = 0$ into $\Delta(s)$ as given by (4.47), we note that $\Delta(0) = d^-(\mathbf{y}, \lambda)$. This means that we have a zero root of $\Delta(s)$ when $d^- = 0$. Next we show that this zero root of $\Delta(s)$ becomes of the same sign as d^- as $\mathbf{y}(\alpha), \lambda(\alpha)$ changes along γ . Let us now assume that at $\alpha = 0$ we have $d^-(\mathbf{y}(0), \lambda(0)) = 0$ and denote the root of Δ that smoothly depends on α by $s : (-\delta, \delta) \rightarrow \mathbb{R}$ and for which $s(0) = 0$. We denote the derivative with respect to α by $'$ and calculate the derivative of s from the definition (4.47), that is,

$$s'(0) = \left(Dh \cdot \mathbf{A}_0^{-1}(\mathbf{y}, \lambda) D_2 \mathbf{W}(\mathbf{y}, \lambda) \right)^{-1} \left(D_1 d^-(\mathbf{y}, \lambda) \mathbf{y}' + D_2 d^-(\mathbf{y}, \lambda) \lambda' \right),$$

where we omitted that \mathbf{y}, λ are evaluated at $\alpha = 0$. We also calculate the derivative $d^{-'}(\mathbf{y}, \lambda) = D_1 d^-(\mathbf{y}, \lambda) \mathbf{y}' + D_2 d^-(\mathbf{y}, \lambda) \lambda'$ and notice that the derivative s' and $d^{-'}$ have the same sign when $Dh \cdot \mathbf{A}_0^{-1}(\mathbf{y}, \lambda) D_2 \mathbf{W}(\mathbf{y}, \lambda) > 0$, which proves the proposition. \square

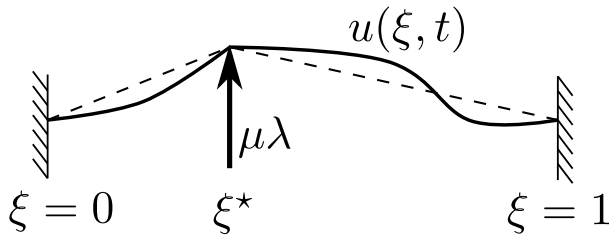


Fig. 6 Schematic of the nonlinear bowed string model. The continuous line represents the deformation of the string under vibration, the dashed line represents the equilibrium shape of the string. $\mu\lambda$ represents the friction force between the bow and the string, which acts at the contact point $\xi = \xi^*$.

Remark 4.28 In the next section, for the example of the nonlinear string, d^- is a small parameter, which measures how well the equilibrium shape of the string is approximated by a truncated Fourier series. The error gets smaller with increasing number of terms in the truncated series, therefore d^- also gets smaller. Without damping or nonlinearity d^- entirely vanishes, as was the case in [51]. When both d^- and ε vanish, we arrive at a system that is subject to Utkin's closure in section 3.2. If d^- vanishes, but we have $d^+ > 0$ then for $\varepsilon > 0$ the trajectories are still unique, but there is no critical manifold in Σ that is being perturbed.

Remark 4.29 A more rigorous analysis would inspect the dynamics in the perturbed vector bundle corresponding to the near zero root of (4.47) for $\varepsilon = 1$. If this dynamics has a Lyapunov exponent σ_0 such that $\sigma_s < -|\sigma_0|$ as in assumption (A4), then this perturbed vector bundle could be attached to \mathcal{M}_λ , which would become a normally hyperbolic invariant manifold of the corrected model (4.28) in Σ .

5 A bowed nonlinear string model reduced to single degree-of-freedom

In this section we illustrate the theory through a non-trivial example. In this example, the invariant manifold \mathcal{M}_λ is a linear subspace about an equilibrium that depends nonlinearly on the switching parameter λ . The dynamics within the invariant manifold given by $\mathbf{f}(\mathbf{y}, \lambda)$ and the switching function $h_0(\mathbf{y}, \lambda)$ are also nonlinear, which yields neither a Filippov nor an Utkin type model, but the skeleton model described in section 4.2. In addition to the nonlinearity we also include damping to make the invariant manifold attracting.

We consider a nonlinear string with both ends rigidly held as illustrated in figure 6. The string has no resistance to bending, any motion that occurs is due to the tension within the string. Whenever lateral deformation occurs, the string becomes stretched, which in turn causes an increase in tension and makes the model nonlinear. The tension is uniform along the length of the string. We denote the lateral deformation of the string by $u(\xi, t)$, where $\xi \in [0, 1]$ represents the distance along the string and t represents time. Moreover, we assume that this deformation occurs within a fixed plane so that u is a scalar valued function. We also ignore any gravitational effect. We use primes to denote differentiation with respect to ξ and dots to denote differentiation in time. The dimensionless equation under our simplifying assumptions is

$$\ddot{u} = Tu'', \quad T = 1 + \Gamma \left(\int_0^1 \sqrt{1 + u'^2} d\xi - 1 \right), \quad (5.1)$$

where T is the tension within the string and Γ controls the nonlinearity of the string. The boundary conditions are $u(0, t) = u(1, t) = 0$ and

$$u'(\xi^*-, t) - u'(\xi^*+, t) = \mu\lambda/T, \quad (5.2)$$

where μ is a friction coefficient, ξ^* is the position of the contact point with the bow and $u'(\xi^*-, t)$, $u'(\xi^*+, t)$ represent the left and right derivative of u with respect to ξ at ξ^* , respectively. The boundary condition (5.2) reflects the equilibrium of forces at the contact point. The slope of the string together with the tension forms a force vector on both sides of the contact point. Since the string at the contact point is not smooth, the two force vectors do not cancel and therefore to reach equilibrium an external force is necessary, supplied by the friction force $\mu\lambda$. The switching parameter λ decides the direction of the friction force and therefore changes sign as the relative velocity $h = v_0 - \dot{u}(\xi^*, t)$ between the bow and the string reverses, that is,

$$\lambda = \begin{cases} 1 & h > 0 \\ -1 & h < 0 \end{cases}.$$

To further simplify equation (5.1) we use second order Taylor expansion, that is, $\sqrt{1 + u'^2} \approx 1 + \frac{1}{2}u'^2$, which gives us the equation

$$\ddot{u} = \left(1 + \frac{\Gamma}{2} \int_0^1 u'^2 d\xi \right) u'', \quad (5.3)$$

with boundary conditions

$$u(0, t) = u(1, t) = 0, \quad \left(1 + \frac{\Gamma}{2} \int_0^1 u'^2 d\xi \right) (u'(\xi^*-, t) - u'(\xi^*+, t)) = \mu\lambda.$$

We require that $u(\cdot, t) \in \text{Lip}([0, 1], \mathbb{R})$, i.e., $u(\cdot, t)$ is Lipschitz continuous, which allows a finite contact force on the string. We define the operator

$$\left(\mathfrak{D}^2 v \right) (\xi) = -v''(\xi), \quad v \in \{v, v'' \in \text{Lip}([0, 1], \mathbb{R}) : v(0) = v(1) = 0\}.$$

The square root of \mathfrak{D}^2 , can be represented on the series $u = \sum a_k \sin k\pi\xi$ by $\mathfrak{D}u = \sum k\pi a_k \sin k\pi\xi$. Note that \mathfrak{D} is not producing the first order derivative. To represent all boundary conditions, we define a restricted \mathfrak{D}^2 as

$$\overline{\mathfrak{D}^2} u = \mathfrak{D}^2 u, \quad u'(\xi^*-) - u'(\xi^*+) = \mu\lambda/T.$$

We also introduce damping with a constant damping ratio $\beta \in [0, 1)$ for all vibration modes which transforms equation (5.3) into

$$\ddot{u} = - \left(1 + \frac{\Gamma}{2} \int_0^1 u'^2 d\xi \right) \overline{\mathfrak{D}^2} u - 2\beta\mathfrak{D}\dot{u}. \quad (5.4)$$

Let us define $\mathbf{x}_1 = u(\cdot)$, $\mathbf{x}_2 = \dot{u}(\cdot)$ and $\mathbf{x} = (\mathbf{x}_1, \mathbf{x}_2)^T$, hence we can write the system (5.3) as the infinite dimensional dynamical system

$$\dot{\mathbf{x}} = \mathbf{F}(\mathbf{x}, \lambda) = \begin{pmatrix} \mathbf{x}_2 \\ -\left(1 + \frac{\Gamma}{2} \int_0^1 \mathbf{x}_1'^2 d\xi\right) \overline{\mathfrak{D}}^2 \mathbf{x}_1 - 2\beta \mathfrak{D} \mathbf{x}_2 \end{pmatrix} \quad (5.5)$$

and the switching function is

$$h(\mathbf{x}) = v_0 - \mathbf{x}_2(\xi^*). \quad (5.6)$$

In order to represent solutions that were encountered in section 2, we chose

$$\mathbf{X} = \text{Lip}([0, 1], \mathbb{R}) \times L^\infty([0, 1], \mathbb{R})$$

for the phase space of (5.5), where L^∞ stands for the space of bounded functions. The domain of definition is

$$\mathcal{D}(\mathbf{F}) = \left\{ (\mathbf{x}_1, \mathbf{x}_2) \in \mathbf{X} : \overline{\mathfrak{D}}^2 \mathbf{x}_1, \mathfrak{D} \mathbf{x}_2 \in L^\infty([0, 1], \mathbb{R}), \mathbf{x}_2 \in \text{Lip}([0, 1], \mathbb{R}) \right\}.$$

In what follows we carry out a number of steps to arrive at the reduced order model. These steps are applicable to systems where the invariant manifold is a spectral submanifold of an equilibrium. The steps are

1. Calculate the equilibrium of (5.5) as a function of λ , which is denoted by \mathbf{x}^* .
2. Find the smoothest two-dimensional spectral submanifold [22] \mathcal{M}_λ about \mathbf{x}^* , corresponding to the pair of complex conjugate eigenvalues with the least negative real part. The immersion of the manifold is denoted by $\mathbf{W} : \mathbb{R}^2 \times [-1, 1] \rightarrow \mathbf{X}$. Assume a function $\mathbf{y}^* : \mathbb{R}^2 \times [-1, 1] \rightarrow \mathbb{R}^2$, which shifts the parametrization of \mathcal{M}_λ , such that $\mathbf{W}(\mathbf{y}, \lambda) = \mathbf{W}_{fix}(\mathbf{y} + \mathbf{y}^*(\mathbf{y}, \lambda), \lambda)$, where \mathbf{W}_{fix} is just one parametrization of \mathcal{M}_λ . \mathbf{y}^* is an unknown and will be calculated in step 4.
3. Introduce an artificial parameter ε , that slows down the dynamics on \mathcal{M}_λ to standstill at $\varepsilon = 0$ and has no effect at $\varepsilon = 1$. Then for $\varepsilon = 0$ calculate the invariant normal bundle of \mathcal{M}_λ , which is formed by the subspace orthogonal to the kernel of the adjoint $\mathbf{A}_0^*(\mathbf{y}, \lambda)$ at each point on \mathcal{M}_λ .
4. Choose a coordinate shift \mathbf{y}^* so that $D_2 \mathbf{W}$ falls into the invariant normal bundle of \mathcal{M}_λ at $\varepsilon = 0$, that is, \mathbf{W} satisfies assumption (A4). This now fully specifies the immersion \mathbf{W} .
5. Obtain the skeleton model by substituting the immersion \mathbf{W} into (5.5).
6. Calculate the normal discontinuity gap from the dynamics in the invariant normal bundle of \mathcal{M}_λ . Also determine σ , the rate of convergence of the trajectory in the normal bundle with initial condition $D_2 \mathbf{W}$.

Proposition 5.1 *Following the six steps above yields the reduced order model of equations (5.5) and (5.6) in the form of*

$$\begin{pmatrix} \dot{y}_1 \\ \dot{y}_2 \\ \varepsilon \dot{\kappa} \end{pmatrix} = \begin{pmatrix} y_2 + y_2^*(y_1, \lambda) \\ -(c^2(y_1, \lambda) (\pi^2 y_1 - 2\gamma(\lambda) \sin \pi \xi^*) + 2\beta\pi (y_2 + y_2^*(y_1, \lambda))) - D_1 y_2^*(y_1, \lambda) (y_2 + y_2^*(y_1, \lambda)) \\ \sigma\kappa + d^+(y_1, \lambda)\dot{\lambda} \end{pmatrix}$$

with switching function

$$h_\varepsilon(y_1, y_2, \kappa, \lambda) = v_0 - (y_2 + y_2^*(y_1, \lambda)) \sin \pi \xi^* - \varepsilon \kappa.$$

The normal discontinuity gap is

$$d^\pm(y_1, \lambda) = \gamma'(\lambda) \frac{c^2(y_1, \lambda) \cos^{-1} \frac{\beta}{c(y_1, \lambda)}}{\pi \sqrt{c^2(y_1, \lambda) - \beta^2}} \text{ and } d^+(y_1, \lambda) = d^\pm(y_1, \lambda) - D_2 y_2^*(y_1, \lambda) \sin \pi \xi^*.$$

The coordinate shift on the manifold in the velocity coordinate is any function that satisfies the differential equation

$$D_2 y_2^*(y_1, \lambda) = \frac{4\Gamma \beta \gamma'(\lambda) \gamma(\lambda)}{c^2(y_1, \lambda)} \left(y_1 - 2\gamma(\lambda) \frac{\sin \pi \xi^*}{\pi^2} \right) \sum_{k=2}^{\infty} \frac{\sin^2 k\pi \xi^*}{k^3 \pi}.$$

The instantaneous square of the wave speed at the contact point is

$$c^2(y_1, \lambda) = 1 + \frac{\Gamma}{2} \left(\gamma^2(\lambda) \xi^* (1 - \xi^*) + \gamma(\lambda) \left(y_1 - 2\gamma(\lambda) \frac{\sin \pi \xi^*}{\pi^2} \right) \sin \pi \xi^* \right. \\ \left. + \frac{\pi^2}{2} \left(y_1 - 2\gamma(\lambda) \frac{\sin \pi \xi^*}{\pi^2} \right)^2 \right) \quad (5.7)$$

where

$$\gamma(\lambda) = \frac{(b + 9\Gamma^2 \lambda \mu (1 - \xi^*)^2 \xi^{*2})^{2/3} - 2\sqrt[3]{3} \Gamma (1 - \xi^*) \xi^*}{3^{2/3} \Gamma (1 - \xi^*) \xi^* \sqrt[3]{b + 9\Gamma^2 \lambda \mu (1 - \xi^*)^2 \xi^{*2}}} \text{ with} \quad (5.8)$$

$$b = \sqrt{3} \sqrt{\Gamma^3 (1 - \xi^*)^3 \xi^{*3} (27\Gamma \lambda^2 \mu^2 (1 - \xi^*) \xi^* + 8)}. \quad (5.9)$$

Proof These results are proven in lemmas 5.2, 5.3, 5.4, 5.6 and 5.7. \square

5.1 The invariant manifold and its parametrization

We identify the invariant manifold \mathcal{M}_λ with the spectral submanifold [22] of the string's equilibrium corresponding to its first natural frequency. When λ is constant the string has an equilibrium. We choose the smoothest invariant manifold about the equilibrium corresponding to the first natural frequency of the string, which is a unique two-dimensional linear subspace. We note that the theory of Cabré et al. [3] does not apply, because damping makes backward-time solutions non-unique.

Lemma 5.2 *The immersion of the invariant manifold \mathcal{M}_λ about the equilibrium, as specified in steps 1 and 2 of the model reduction process is*

$$\mathbf{W}(\mathbf{y}, \lambda) = \begin{pmatrix} \gamma(\lambda) (\xi(1 - \xi^*) - H(\xi - \xi^*)(\xi - \xi^*)) + (y_1 + y_1^*(\mathbf{y}, \lambda)) \sin \pi \xi \\ (y_2 + y_2^*(\mathbf{y}, \lambda)) \sin \pi \xi \end{pmatrix}, \quad (5.10)$$

where $\gamma(\lambda)$ is given by equation (5.8). The coordinate shift $\mathbf{y}^* = (y_1^*, y_2^*)^T$ is not yet known.

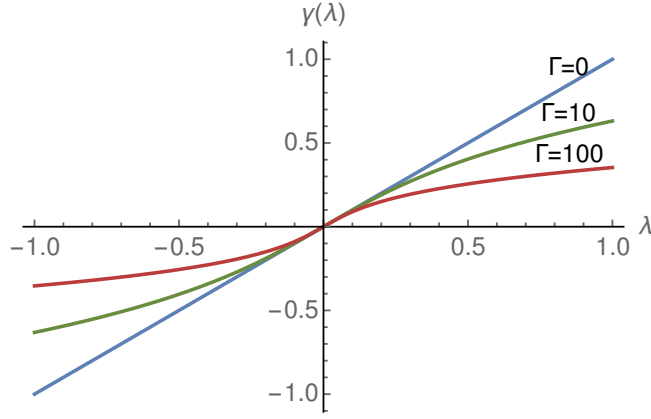


Fig. 7 The graph of $\gamma(\lambda)$ for various values of Γ . The other parameters are $\xi^* = \sqrt{2}/2$ and $\mu = 1$.

Proof We choose the representation of the invariant manifold as

$$\mathbf{x} = \mathbf{W}(\mathbf{y}, \lambda) = \mathbf{x}^*(\lambda) + \mathbf{W}_1 (\mathbf{y} + \mathbf{y}^*(\mathbf{y}, \lambda)), \quad (5.11)$$

where

$$\mathbf{W}_1 = \begin{pmatrix} \sin \pi \xi & 0 \\ 0 & \sin \pi \xi \end{pmatrix}.$$

A substitution of \mathbf{W} into the invariance equation (4.3) shows that \mathbf{W} is indeed an immersion of an invariant manifold and corresponds to the first natural frequency. Because \mathbf{W} is linear in \mathbf{y} , \mathcal{M}_λ is also the smoothest invariant manifold.

The equilibrium $\mathbf{x}^*(\lambda)$ is calculated by setting the time-derivative to zero in equation (5.3), which yields

$$\left(1 + \frac{\Gamma}{2} \int_0^1 \mathbf{x}_1'^2 d\xi\right) \mathbf{x}_1'' = 0, \quad \left(1 + \frac{\Gamma}{2} \int_0^1 \mathbf{x}_1'^2 d\xi\right) (\mathbf{x}_1'(\xi^*-) - \mathbf{x}_1'(\xi^*+)) = \lambda\mu. \quad (5.12)$$

In equation (5.12), $\frac{\Gamma}{2} \int_0^1 \mathbf{x}_1'^2 d\xi$ is independent of ξ , therefore integrating (5.12) twice and applying the boundary conditions we get

$$\mathbf{x}_1^* = \lambda\mu \left(1 + \frac{\Gamma}{2} \int_0^1 (\mathbf{x}_1^*)'^2 d\xi\right)^{-1} (\xi(1 - \xi^*) - H(\xi - \xi^*)(\xi - \xi^*)), \quad (5.13)$$

which still needs to be solved for \mathbf{x}_1^* . We define

$$\gamma = \lambda\mu \left(1 + \frac{\Gamma}{2} \int_0^1 (\mathbf{x}_1^*)'^2 d\xi\right)^{-1}, \quad (5.14)$$

which yields

$$\mathbf{x}_1^* = \gamma(\lambda) (\xi(1 - \xi^*) - H(\xi - \xi^*)(\xi - \xi^*)). \quad (5.15)$$

Physically $\gamma(\lambda)\xi^*(1 - \xi^*)$ is the displacement of the string at the contact point at the equilibrium. To find the equation for γ we substitute (5.15) into (5.14). We then evaluate the integral in (5.14), that is,

$$\int_0^1 \left[\frac{d}{d\xi} (\xi(1 - \xi^*) - H(\xi - \xi^*)(\xi - \xi^*)) \right]^2 d\xi = \xi^*(1 - \xi^*),$$

so that equation (5.14) becomes

$$\left(1 + \frac{\Gamma}{2} \gamma^2 \xi^*(1 - \xi^*) \right) \gamma = \lambda \mu. \quad (5.16)$$

Equation (5.16) can be solved for γ with a single real solution, which is given by equation (5.8), that makes the equilibrium fully specified. Figure 7 shows the values of γ for various levels of nonlinearity. The nonlinearity is hardening, because the string deforms less than it would under the same force with the linear model. Substituting the equilibrium into (5.11) yields equation (5.10). \square

5.2 Linearized dynamics about the invariant manifold

The linearized dynamics about \mathcal{M}_λ is characterized by the Frechet derivative $\mathbf{A}_1(\mathbf{y}, \lambda)$ of equation (5.5), which is calculated here.

Lemma 5.3 *The Frechet derivative of \mathbf{F} evaluated on \mathcal{M}_λ is*

$$\mathbf{A}_1(\mathbf{y}, \lambda) \mathbf{z} = \begin{pmatrix} \mathbf{z}_2 \\ \Gamma \int_0^1 \bar{\mathbf{x}}_1'' \mathbf{z}_1 d\xi \mathfrak{D}^2 \bar{\mathbf{x}}_1 - c^2(\mathbf{y}, \lambda) \mathfrak{D}^2 \mathbf{z}_1 - 2\beta \mathfrak{D} \mathbf{z}_2 \end{pmatrix}, \quad (5.17)$$

where

$$\int_0^1 \bar{\mathbf{x}}_1'' \mathbf{z}_1 d\xi = -\gamma(\lambda) \mathbf{z}_1(\xi^*) - \pi^2 (y_1 + y_1^*(\mathbf{y}, \lambda)) \int_0^1 \mathbf{z}_1 \sin \pi \xi d\xi, \quad (5.18)$$

and the instantaneous square of the wave speed on \mathcal{M}_λ at the contact point is

$$c^2(\mathbf{y}, \lambda) = 1 + \frac{\Gamma}{2} \left(\gamma^2(\lambda) \xi^*(1 - \xi^*) + \gamma(\lambda) (y_1 + y_1^*(\mathbf{y}, \lambda)) \sin \pi \xi^* + \frac{\pi^2}{2} (y_1 + y_1^*(\mathbf{y}, \lambda))^2 \right) \quad (5.19)$$

and

$$\mathfrak{D}^2 \bar{\mathbf{x}}_1 = \pi^2 (y_1 + y_1^*(\mathbf{y}, \lambda)) \sin \pi \xi. \quad (5.20)$$

The domain of definition of $\mathbf{A}_1(\mathbf{y}, \lambda)$ is

$$\mathcal{D} = \{ (\mathbf{x}_1, \mathbf{x}_2) \in \mathbf{X} : \mathbf{x}_1'', \mathbf{x}_2'' \in L^\infty([0, 1], \mathbb{R}), \mathbf{x}_2 \in \text{Lip}([0, 1], \mathbb{R}) \} \quad (5.21)$$

and

$$\mathbf{Z} = \bar{\mathcal{D}} = C^1([0, 1], \mathbb{R}) \times C^0([0, 1], \mathbb{R}). \quad (5.22)$$

Proof The only term in equation (5.5) not already linear is

$$\left(1 + \frac{\Gamma}{2} \int_0^1 \mathbf{x}_1'^2 d\xi\right) \mathfrak{D}^2 \mathbf{x}_1, \quad (5.23)$$

which we now linearize about a general point $(\bar{\mathbf{x}}_1, \bar{\mathbf{x}}_2) \in \mathcal{M}_\lambda$. The expression (5.23) is a product, hence we use the product rule when differentiating it with respect to \mathbf{x}_1 . First we linearize (5.23) about $\bar{\mathbf{x}}_1$ and get

$$\left[D_{\mathbf{x}_1} \left(1 + \frac{\Gamma}{2} \int_0^1 \mathbf{x}_1'^2 d\xi\right)\right] \mathbf{z}_1 = \Gamma \int_0^1 \bar{\mathbf{x}}_1' \mathbf{z}_1' d\xi = -\Gamma \int_0^1 \bar{\mathbf{x}}_1'' \mathbf{z}_1 d\xi,$$

where we have used that \mathbf{z}_1 must vanish at the boundaries $\xi = 0, 1$. Therefore the first order Taylor expansion of (5.23) is

$$\left(1 + \frac{\Gamma}{2} \int_0^1 \mathbf{x}_1'^2 d\xi\right) \mathfrak{D}^2 \mathbf{x}_1 = -\Gamma \int_0^1 \bar{\mathbf{x}}_1'' \mathbf{z}_1 d\xi \mathfrak{D}^2 \bar{\mathbf{x}}_1 + \left(1 + \frac{\Gamma}{2} \int_0^1 \bar{\mathbf{x}}_1'^2 d\xi\right) \mathfrak{D}^2 \mathbf{z}_1 + \mathcal{O}(\mathbf{z}^2). \quad (5.24)$$

The value $\bar{\mathbf{x}}_1$ is the first component of the immersion of \mathcal{M}_λ ,

$$\bar{\mathbf{x}}_1(\xi) = [\mathbf{W}(\mathbf{y}, \lambda)]_1 = \gamma(\lambda) (\xi(1 - \xi^*) - H(\xi - \xi^*)(\xi - \xi^*)) + (y_1 + y_1^*(\mathbf{y}, \lambda)) \sin \pi \xi$$

and when applying \mathfrak{D}^2 , we get (5.20). The remaining term in the Taylor approximation (5.24) is

$$\int_0^1 \bar{\mathbf{x}}_1''(\xi) d\xi = \gamma^2(\lambda) \xi^*(1 - \xi^*) + \gamma(\lambda) (y_1 + y_1^*(\mathbf{y}, \lambda)) \sin \pi \xi^* + \frac{\pi^2}{2} (y_1 + y_1^*(\mathbf{y}, \lambda))^2.$$

We also define the square of the instantaneous wave-speed on \mathcal{M}_λ and at the contact point as

$$c^2(\mathbf{y}, \lambda) = 1 + \frac{\Gamma}{2} \int_0^1 \mathbf{x}_1'^2 d\xi,$$

which, after substitution becomes (5.19). Gathering all linear terms the Frechet derivative on the invariant manifold becomes equation (5.17).

The domain of definition of $\mathbf{A}_1(\mathbf{y}, \lambda)$ must now include that $\mathbf{x}_1'(\xi^* -) - \mathbf{x}_1'(\xi^* +) = 0$, because the equilibrium is already included in the definition of \mathbf{W} . However, $\mathbf{x}_1'(\xi^* -) - \mathbf{x}_1'(\xi^* +) = 0$ is already satisfied if $\mathbf{x}_1'' \in L^\infty([0, 1], \mathbb{R})$, therefore we arrive at (5.21). To determine the closure $\bar{\mathcal{D}}$, we first note that \mathbf{x}_1' must be Lipschitz continuous and therefore \mathbf{x}_1 is Lipschitz continuously differentiable. The closure of such functions in the Lipschitz norm are the continuously differentiable functions $C^1([0, 1], \mathbb{R})$. Since \mathfrak{D} is the square root of \mathfrak{D}^2 they have the same domain of definition, therefore \mathbf{x}_2 is Lipschitz continuously differentiable in L^∞ . The closure for this set in the L^∞ norm is the set of continuous functions $C^0([0, 1], \mathbb{R})$. Summing up this argument we have found (5.22). Lipschitz functions are not dense in C^1 and continuous functions are not dense in the set of bounded functions either, therefore $\mathbf{Z} \neq \mathbf{X}$. \square

5.3 Invariant normal bundle and time-scale separation

There is no small parameter in equation (5.5) that controls the spectral gap between the tangential and normal dynamics about \mathcal{M}_λ . We therefore introduce such a scaling by artificially constructing $\mathbf{A}_\varepsilon(\mathbf{y}, \lambda)$ such that for $\varepsilon = 1$ we recover the original dynamics and for $\varepsilon = 0$ the tangential dynamics becomes $\dot{\mathbf{y}} = \mathbf{0}$ when time is re-scaled. This allows us to calculate the invariant normal bundle of \mathcal{M}_λ at $\varepsilon = 0$ and determine the parametrization \mathcal{M}_λ (i.e., the unknown coordinate shift $\mathbf{y}^*(\mathbf{y}, \lambda)$ in the immersion of \mathcal{M}_λ) such that $D_2\mathbf{W}(\mathbf{y}, \lambda)$ is strictly in the invariant normal bundle of \mathcal{M}_λ .

Lemma 5.4 *Applying steps 3 and 4 of the model reduction procedure we find that the coordinate shift $\mathbf{y}^* = (y_1^*, y_2^*)^T$ becomes*

$$y_1^*(\lambda) = -2\gamma(\lambda) \frac{\sin \pi \xi^*}{\pi^2} \quad (5.25)$$

and

$$D_2 y_2^*(y_1, \lambda) = \frac{4\Gamma\beta\gamma'(\lambda)\gamma(\lambda)}{c^2(y_1, \lambda)} \left(y_1 - 2\gamma(\lambda) \frac{\sin \pi \xi^*}{\pi^2} \right) \sum_{k=2}^{\infty} \frac{\sin^2 k\pi\xi^*}{k^3\pi}, \quad (5.26)$$

whose solution is

$$y_2^*(y_1, \lambda) = \frac{16\beta \sum_{k=2}^{\infty} \frac{\sin^2 k\pi\xi^*}{k^3\pi^3}}{(1 - \xi^*)\xi^*} \times \left(\frac{(b(d^2 - 2e) - ad) \tan^{-1} \left(\frac{2\gamma(\lambda) + d}{\sqrt{4e - d^2}} \right)}{\sqrt{4e - d^2}} + \frac{1}{2} (a - bd) \log(e + \gamma(\lambda)(\gamma(\lambda) + d)) + b\gamma(\lambda) \right), \quad (5.27)$$

where

$$a = -\pi^2 y_1, \quad b = 2 \sin(\pi \xi^*), \quad d = \frac{y_1 \sin(\pi \xi^*)}{(\xi^* - 1)\xi^*}, \quad e = \frac{\pi^2 \Gamma y_1^2 + 4}{2\Gamma \xi^* - 2\Gamma \xi^{*2}}.$$

Using the coordinate shift (5.25), the square of the instantaneous wave speed (5.19) becomes (5.7).

Proof Even though the mode shapes of the nonlinear string are the orthogonal harmonic functions $\sin k\pi\xi$, the contact force λ at ξ^* makes these modes intricately coupled. This coupling is represented by the term $\gamma(\lambda)\mathbf{z}_1(\xi^*)$ in equation (5.18). Nevertheless, we project $\mathbf{A}_1(\mathbf{y}, \lambda)$ into two subspaces using the projection operators $\mathbf{P} : \mathbf{X} \rightarrow T_{\mathbf{y}}\mathcal{M}_\lambda$,

$$\mathbf{P}\mathbf{x} = \begin{pmatrix} 2 \sin \pi \xi \int_0^1 \mathbf{x}_1(\Xi) \sin \pi \Xi d\Xi \\ 2 \sin \pi \xi \int_0^1 \mathbf{x}_2(\Xi) \sin \pi \Xi d\Xi \end{pmatrix} \quad (5.28)$$

and $\mathbf{Q} = \mathbf{I} - \mathbf{P}$. We calculate the projected operators

$$\mathbf{B}_1 = \mathbf{P}\mathbf{A}_1(\mathbf{y}, \lambda)\mathbf{P}, \quad \mathbf{B}_{12} = \mathbf{P}\mathbf{A}_1(\mathbf{y}, \lambda)\mathbf{Q}, \quad \mathbf{B}_{21} = \mathbf{Q}\mathbf{A}_1(\mathbf{y}, \lambda)\mathbf{P}, \quad \mathbf{B}_2 = \mathbf{Q}\mathbf{A}_1(\mathbf{y}, \lambda)\mathbf{Q},$$

where we can show that $\mathbf{B}_{21} = \mathbf{0}$. Introducing time-scale separation is just a multiplication of matrix \mathbf{B}_1 by ε , which represents the rescaled linearized dynamics in

the (invariant) tangent bundle of \mathcal{M}_λ . In the new coordinate system the scaled linear operator becomes

$$\mathbf{A}_\varepsilon(\mathbf{y}, \lambda) = \begin{pmatrix} \varepsilon \mathbf{B}_1 & \mathbf{B}_{12} \\ \mathbf{0} & \mathbf{B}_2 \end{pmatrix}. \quad (5.29)$$

Given the form of \mathbf{A}_ε , the bundle projections assume the form

$$\Pi^s = \begin{pmatrix} \mathbf{0} & \mathbf{C} \\ \mathbf{0} & \mathbf{I} \end{pmatrix}, \quad \Pi^c = \mathbf{I} - \Pi^s = \begin{pmatrix} \mathbf{I} & -\mathbf{C} \\ \mathbf{0} & \mathbf{0} \end{pmatrix},$$

where \mathbf{C} is an unknown operator. Expanding the bundle invariance equation (4.9) yields

$$\begin{pmatrix} \mathbf{C}\mathbf{w} \\ \mathbf{w} \end{pmatrix} = \begin{pmatrix} \varepsilon \mathbf{B}_1 & \mathbf{B}_{12} \\ \mathbf{0} & \mathbf{B}_2 \end{pmatrix} \begin{pmatrix} \mathbf{C}\mathbf{v} \\ \mathbf{v} \end{pmatrix}, \quad (5.30)$$

which must hold for all \mathbf{v} , $\mathbf{P}\mathbf{v} = \mathbf{0}$. Further expanding (5.30) we get an equation for \mathbf{C} in the form of

$$\mathbf{C}\mathbf{B}_2 - \varepsilon \mathbf{B}_1 \mathbf{C} = \mathbf{B}_{12}.$$

The solution is $\mathbf{C} = \mathbf{B}_{12} \mathbf{B}_2^{-1}$ at the critical parameter value $\varepsilon = 0$. We can now introduce another coordinate system in which

$$\mathbf{x}_\ell = \sum_{k=1}^{\infty} a_{\ell k} \sin k\pi\xi, \quad \ell = 1, 2.$$

We denote this transformation by $\mathbf{x} = \mathbf{T}\mathbf{a}$, where $\mathbf{a} = (\mathbf{a}_1, \mathbf{a}_2)^T$ with $\mathbf{a}_\ell = (a_{\ell 1}, a_{\ell 2}, \dots)^T$, $\ell = 1, 2$. The projections can be written as

$$\mathbf{T}^{-1} \mathbf{P} \mathbf{T} \mathbf{a} = (a_{11}, a_{12}) \text{ and } \mathbf{T}^{-1} \mathbf{Q} \mathbf{T} \mathbf{a} = ((a_{12}, a_{13}, \dots), (a_{22}, a_{23}, \dots))^T.$$

In this new coordinate system we have the operators

$$\begin{aligned} \mathbf{B}_{12} \mathbf{T} \mathbf{a} &= \begin{pmatrix} 0 \\ -\Gamma(\gamma(\lambda) \sum_{k=2}^{\infty} a_{1,k} \sin k\pi\xi^*) \pi^2 (y_1 + y_1^*(\mathbf{y}, \lambda)) \sin \pi\xi \end{pmatrix}, \\ \mathbf{B}_2 \mathbf{T} \mathbf{a} &= \begin{pmatrix} \sum_{k=2}^{\infty} a_{2,k} \sin k\pi\xi \\ -c^2(\mathbf{y}, \lambda) \sum_{k=2}^{\infty} a_{1,k} k^2 \pi^2 \sin k\pi\xi - 2\beta \sum_{k=2}^{\infty} a_{2,k} k\pi \sin k\pi\xi \end{pmatrix}, \\ \mathbf{T}^{-1} \mathbf{B}_2 \mathbf{T} &= \begin{pmatrix} \mathbf{0} & \mathbf{I} \\ -c^2(\mathbf{y}, \lambda) \pi^2 \text{diag}_{k=2}^{\infty} k^2 & -2\beta \pi \text{diag}_{k=2}^{\infty} k \end{pmatrix}, \end{aligned}$$

where $\text{diag}_{k=2}^{\infty} k^2$ means an infinite diagonal matrix with elements k^2 in the diagonal. The inverse \mathbf{B}_2^{-1} is represented by

$$\mathbf{T}^{-1} \mathbf{B}_2^{-1} \mathbf{T} = \begin{pmatrix} -2\beta c^{-2}(\mathbf{y}, \lambda) \pi^{-1} \text{diag}_{k=2}^{\infty} k^{-1} & -c^{-2}(\mathbf{y}, \lambda) \pi^{-2} \text{diag}_{k=2}^{\infty} k^{-2} \\ \mathbf{I} & \mathbf{0} \end{pmatrix}.$$

We can now calculate \mathbf{C} or its representation $\mathbf{C}\mathbf{T}\mathbf{a} = \mathbf{B}_{12} \mathbf{B}_2^{-1} \mathbf{T}\mathbf{a}$, which becomes

$$\mathbf{C}\mathbf{T}\mathbf{a} = \begin{pmatrix} 0 \\ -\Gamma \frac{\gamma(\lambda) \pi^2 (y_1 + y_1^*(\mathbf{y}, \lambda)) \sin \pi\xi}{c^2(\mathbf{y}, \lambda)} \sum_{k=2}^{\infty} (-2\beta \frac{a_{1k}}{k\pi} - \frac{a_{2k}}{k\pi}) \sin k\pi\xi^* \end{pmatrix}.$$

The derivative of the immersion \mathbf{W} , when Fourier expanded is

$$D_2\mathbf{W}(\mathbf{y}, \lambda) = \begin{pmatrix} 2 \sum_{k=1}^{\infty} \gamma'(\lambda) \frac{\sin k\pi\xi^*}{k^2\pi^2} \sin k\pi\xi + D_2y_1^*(\mathbf{y}, \lambda) \sin \pi\xi \\ D_2y_2^*(\mathbf{y}, \lambda) \sin \pi\xi \end{pmatrix}, \quad (5.31)$$

hence the coordinates of $T^{-1}PD_2\mathbf{W}(\mathbf{y}, \lambda)$ and $T^{-1}QD_2\mathbf{W}(\mathbf{y}, \lambda)$ are

$$a_{11} = 2\gamma'(\lambda) \frac{\sin \pi\xi^*}{\pi^2} + D_2y_1^*(\mathbf{y}, \lambda), \quad a_{21} = D_2y_2^*(\mathbf{y}, \lambda)$$

and

$$a_{1k} = 2\gamma'(\lambda) \frac{\sin k\pi\xi^*}{k^2\pi^2}, \quad a_{2k} = 0, \quad k \geq 2,$$

respectively. The constraint $(\overline{\mathbf{A4}})$, i.e., $\Pi^c D_2\mathbf{W}(\mathbf{y}, \lambda) = \mathbf{0}$ gives

$$\begin{aligned} (\mathbf{I}, -\mathbf{C}) \begin{pmatrix} PD_2\mathbf{W}(\mathbf{y}, \lambda) \\ QD_2\mathbf{W}(\mathbf{y}, \lambda) \end{pmatrix} &= \begin{pmatrix} 2\gamma'(\lambda) \frac{\sin \pi\xi^*}{\pi^2} + D_2y_1^*(\mathbf{y}, \lambda) \\ D_2y_2^*(\mathbf{y}, \lambda) \end{pmatrix} \\ &+ \begin{pmatrix} 0 \\ -\left(\frac{4\Gamma\beta\gamma'(\lambda)\gamma(\lambda)}{c^2(\mathbf{y}, \lambda)} \sum_{k=2}^{\infty} \frac{\sin^2 k\pi\xi^*}{k^3\pi} \right) (y_1 + y_1^*(\mathbf{y}, \lambda)) \end{pmatrix} = \begin{pmatrix} 0 \\ 0 \end{pmatrix}, \end{aligned} \quad (5.32)$$

which is an equation for $y_1^*(\lambda)$ and $y_2^*(y_1, \lambda)$. Equation (5.32) is solved for $D_2y_1^*$ and $D_2y_2^*$, which are then integrated over λ . The constant of integration for y_1^* is such that $y_1^*(\mathbf{y}, 0) = 0$, which yields (5.25). However we notice that the constant of integration does not play a role, so we present the simplest formula for $y_2^*(y_1, \lambda)$, whose derivative is $D_2y_2^*(y_1, \lambda)$ without paying attention to the constant of integration. The result of this integration is (5.27). Evaluating the square of the wave speed with this coordinate shift yields (5.7). \square

Remark 5.5 For $\Gamma = 0$ we have $\mathbf{C} = \mathbf{0}$ and also $D_2y_2^* = 0$. This implies that for the linear string the bundle projection is simply \mathbf{Q} . The normal bundle is independent of ε and there is no need to introduce time-scale separation. Instead of ε , Γ can be used to track the deformation of the invariant normal bundle, which persists for a sufficiently small $\Gamma > 0$ due to the properties of \mathcal{M}_λ [1].

5.4 The vector field $\mathbf{f}(\mathbf{y}, \lambda)$ on the invariant manifold

Lemma 5.6 *The skeleton model of equation (5.5) on the invariant manifold specified by (5.10) and with coordinate shifts (5.25) and (5.27) can be written as*

$$\mathbf{f}(\mathbf{y}, \lambda) = \begin{pmatrix} y_2 + y_2^*(y_1, \lambda) \\ -c^2(\mathbf{y}, \lambda) (\pi^2 y_1 - 2\gamma(\lambda) \sin \pi\xi^*) - (2\beta\pi + D_1y_2^*(y_1, \lambda)) (y_2 + y_2^*(y_1, \lambda)) \end{pmatrix}. \quad (5.33)$$

After substituting the immersion (5.10), the switching function (5.6) becomes

$$h_0(\mathbf{y}, \lambda) = h(\mathbf{W}(\mathbf{y}, \lambda)) = v_0 - (y_2 + y_2^*(y_1, \lambda)) \sin \pi\xi^*. \quad (5.34)$$

Proof The dynamics on the invariant manifold \mathcal{M}_λ is given by the invariance condition

$$D_1 \mathbf{W}(\mathbf{y}, \lambda) \mathbf{f}(\mathbf{y}, \lambda) = \mathbf{F}(\mathbf{W}(\mathbf{y}, \lambda), \lambda).$$

This is an equation in the tangent bundle of \mathcal{M}_λ , therefore it makes sense to project it using \mathbf{P} , as defined by (5.28), to find \mathbf{f} . We first calculate that

$$\mathbf{P}D_1 \mathbf{W}(\mathbf{y}, \lambda) = \begin{pmatrix} 1 & 0 \\ D_1 y_2^*(y_1, \lambda) & 1 \end{pmatrix}. \quad (5.35)$$

By inverting the matrix (5.35) we find that the reduced vector field is

$$\mathbf{f}(\mathbf{y}, \lambda) = \begin{pmatrix} 1 & 0 \\ -D_1 y_2^*(y_1, \lambda) & 1 \end{pmatrix} \mathbf{P}\mathbf{F}(\mathbf{W}(\mathbf{y}, \lambda), \lambda). \quad (5.36)$$

Next we substitute the immersion (5.11) so that the vector field (5.5) on the manifold becomes

$$\mathbf{F}(\mathbf{W}(\mathbf{y}, \lambda), \lambda) = \begin{pmatrix} (y_2 + y_2^*(y_1, \lambda)) \sin \pi \xi \\ -\left(y_1 - 2\gamma(\lambda) \frac{\sin \pi \xi^*}{\pi^2}\right) c^2(\mathbf{y}, \lambda) \pi^2 \sin \pi \xi - 2\beta (y_2 + y_2^*(y_1, \lambda)) \pi \sin \pi \xi \end{pmatrix}. \quad (5.37)$$

Substituting (5.37) into (5.36) yields the reduced vector field (5.33). The switching function, defined by equation (5.6) after substituting the immersion becomes (5.34). \square

5.5 The normal discontinuity gap d^\pm and decay rate σ

The normal discontinuity gap d^\pm measures the discontinuity of the correction about the invariant manifold with initial conditions $D_2 \mathbf{W}(\mathbf{y}, \lambda)$ at $t = 0$ and determines the uniqueness of solutions according to theorem 4.13. We calculate d^\pm for the $\varepsilon \rightarrow 0$ limit, when the dynamics in the normal bundle of \mathcal{M}_λ becomes autonomous. Therefore it is sufficient to evaluate the limit $\lim_{t \downarrow 0} Dh \cdot e^{\mathbf{A}_0(\mathbf{y}, \lambda)t} D_2 \mathbf{W}(\mathbf{y}, \lambda)$.

Lemma 5.7 *The normal discontinuity gap in the limit $\varepsilon \rightarrow 0$ is*

$$d^\pm(y_1, \lambda) = \gamma'(\lambda) \frac{c^2(y_1, \lambda) \cos^{-1} \frac{\beta}{c(y_1, \lambda)}}{\pi \sqrt{c^2(y_1, \lambda) - \beta^2}}. \quad (5.38)$$

The rate of decay as defined by (4.10) is

$$\sigma = -2\pi\beta. \quad (5.39)$$

Proof The calculation is carried out using Fourier series, hence we write the series expansion

$$D_2 \mathbf{W}(\mathbf{y}, \lambda) = \begin{pmatrix} 2\gamma'(\lambda) \sum_{k=2}^{\infty} \frac{\sin k\pi\xi^*}{k^2\pi^2} \sin k\pi\xi \\ D_2 y_2^*(y_1, \lambda) \sin \pi\xi \end{pmatrix},$$

which is calculated from (5.31) by substituting (5.25). Since $D_2 \mathbf{W}(\mathbf{y}, \lambda)$ is in the invariant normal bundle of the critical manifold, it is sufficient to restrict the dynamics there. We use the decomposition of $e^{\mathbf{A}_0(\mathbf{y}, \lambda)t}$ as given by (5.29) to arrive at the expression

$$e^{\mathbf{A}_0(\mathbf{y}, \lambda)t} D_2 \mathbf{W}(\mathbf{y}, \lambda) = e^{\mathbf{B}_2 t} \mathbf{Q} D_2 \mathbf{W}(\mathbf{y}, \lambda) + \mathbf{P} D_2 \mathbf{W}(\mathbf{y}, \lambda) + \mathbf{B}_{12} \int_0^t e^{\mathbf{B}_2 \tau} \mathbf{Q} D_2 \mathbf{W}(\mathbf{y}, \lambda) d\tau,$$

where

$$\begin{aligned} PD_2\mathbf{W}(\mathbf{y}, \lambda) &= \begin{pmatrix} 0 \\ D_2y_2^*(y_1, \lambda) \sin \pi \xi \end{pmatrix}, \\ QD_2\mathbf{W}(\mathbf{y}, \lambda) &= \begin{pmatrix} 2\gamma'(\lambda) \sum_{k=2}^{\infty} \frac{\sin k\pi\xi^*}{k^2\pi^2} \sin k\pi\xi \\ 0 \end{pmatrix}. \end{aligned}$$

The relevant component of the solution is

$$\mathbf{z}_2(t) = D_2y_2^*(y_1, \lambda) \sin \pi \xi - 2\gamma'(\lambda) \sum_{k=2}^{\infty} e^{-\pi k \beta t} \frac{\pi c^2 \sin(\pi k t \sqrt{c^2 - \beta^2})}{\sqrt{c^2 - \beta^2}} \frac{\sin k\pi\xi^*}{k^2\pi^2} \sin k\pi\xi. \quad (5.40)$$

The limit $d^+ = -\lim_{t \downarrow 0} \mathbf{z}_2(t)|_{\xi=\xi^*}$ is calculated as

$$d^+(y_1, \lambda) = \lim_{t \downarrow 0} Dh \cdot \mathbf{z}(t) = \gamma'(\lambda) \frac{c^2 \cos^{-1} \beta/c}{\pi \sqrt{c^2 - \beta^2}} - D_2y_2^*(y_1, \lambda) \sin \pi \xi^* \quad (5.41)$$

and therefore we have shown (5.38). The calculation of (5.41) involves lengthy algebraic manipulations, converting the product of exponentials and trigonometric functions in (5.40) into sums of pure exponential expressions, which yields a sum of series with exponential terms. Each of the sub-series converge to logarithms of exponential polynomials. It then turns out that the result has discontinuities due to branch cuts of the complex logarithm and the limit at the branch cut brings the result. The detailed calculation (with slightly different notation) can be found in section II of the Electronic Supplementary Material of [51].

The decay rate (5.39) is found by reading off the smallest exponent from formula (5.40). \square

Remark 5.8 The normal discontinuity gap d^\pm is a local property of the string; it depends on material properties and the tension in the string. However, d^\pm is independent of the boundary conditions and the position where the string is forced.

5.6 Spectrum of the normal dynamics on Σ

We use theorem 4.19 to find out whether there exists an attracting critical manifold.

Lemma 5.9 *The characteristic function determining the stability of the critical manifold $\mathcal{M}_\lambda^{\text{crit}}$ within Σ is given by*

$$\begin{aligned} \Delta(s) &= 2\gamma'(\lambda) \frac{1}{s} \left(\Gamma\gamma(\lambda) \pi^2 (y_1 + y_1^*(\lambda)) \sin \pi \xi^* \right) \times \\ &\quad \times \sum_{k=2}^{\infty} \left(\frac{\sin^2 k\pi\xi^*}{k^2\pi^2} - \frac{c^2(y_1, \lambda) \sin^2 k\pi\xi^*}{s^2 + 2s\beta\pi k + c^2(y_1, \lambda)\pi^2 k^2} \right) \\ &\quad + 2\gamma'(\lambda) s \sum_{k=2}^{\infty} \frac{c^2(y_1, \lambda) \sin^2 k\pi\xi^*}{s^2 + 2s\beta\pi k + c^2(y_1, \lambda)\pi^2 k^2}. \quad (5.42) \end{aligned}$$

Proof The characteristic function (4.47), whose roots define stability, is formally written as

$$\Delta(s) = Dh \cdot \left(s(s - \mathbf{A}_0(\mathbf{y}, \lambda))^{-1} D_2 \mathbf{W}(\mathbf{y}, \lambda) - D_2 \mathbf{W}(\mathbf{y}, \lambda) \right).$$

It is possible to find a convergent series expansion of $\Delta(s)$ by using Fourier series. Let us, for the moment, define $\mathbf{x} = (s - \mathbf{A}_0(\mathbf{y}, \lambda))^{-1} D_2 \mathbf{W}(\mathbf{y}, \lambda)$, which is obtained by solving

$$(s - \mathbf{A}_0(\mathbf{y}, \lambda)) \mathbf{x} = D_2 \mathbf{W}(\mathbf{y}, \lambda) \quad (5.43)$$

for \mathbf{x} . We separate the solution into the first Fourier coefficient and the rest, such that

$$\mathbf{x} = ((x_{11}, \mathbf{x}_{21}), (x_{12}, \mathbf{x}_{22})), \quad \mathbf{x}_{2\ell} = \{x_{2\ell, k}\}_{k=2}^{\infty}, \quad (5.44)$$

where x_{11} and x_{12} are the coefficients of $\sin \pi \xi$ and $x_{2\ell, k}$ are the coefficients of $\sin k\pi \xi$ in the Fourier expansion of \mathbf{x} . Now expanding equation (5.43) and using the notation (5.44) gives

$$s \begin{pmatrix} x_{11} \\ x_{12} \end{pmatrix} - \begin{pmatrix} 0 \\ -\Gamma(\gamma(\lambda) \sum_{k=2}^{\infty} x_{21, k} \sin k\pi \xi^*) \pi^2 (y_1 + y_1^*(\lambda)) \sin \pi \xi \end{pmatrix} = \begin{pmatrix} 0 \\ D_2 y_2^*(y_1, \lambda) \end{pmatrix} \quad (5.45)$$

and

$$s \begin{pmatrix} x_{21, k} \\ x_{22, k} \end{pmatrix} - \begin{pmatrix} x_{22, k} \\ -c^2(y_1, \lambda) \pi^2 k^2 x_{21, k} - 2\beta \pi k x_{22, k} \end{pmatrix} = \begin{pmatrix} 2\gamma'(\lambda) \frac{\sin k\pi \xi^*}{k^2 \pi^2} \\ 0 \end{pmatrix}. \quad (5.46)$$

The solution to equation (5.46) for the $k \geq 2$ Fourier coefficients is

$$x_{22, k} = -2\gamma'(\lambda) \frac{c^2(y_1, \lambda) \sin k\pi \xi^*}{s^2 + 2s\beta\pi k + c^2(y_1, \lambda) \pi^2 k^2}$$

and

$$x_{21, k} = \frac{1}{s} 2\gamma'(\lambda) \left(\frac{\sin k\pi \xi^*}{k^2 \pi^2} - \frac{c^2(y_1, \lambda) \sin k\pi \xi^*}{s^2 + 2s\beta\pi k + c^2(y_1, \lambda) \pi^2 k^2} \right).$$

For the first Fourier coefficients the solution of equation (5.45) is $sx_{11} = 0$ and

$$sx_{12} = D_2 y_2^*(y_1, \lambda) - \Gamma \frac{1}{s} 2\gamma'(\lambda) \gamma(\lambda) \pi^2 (y_1 + y_1^*(\lambda)) \times \\ \times \sum_{k=2}^{\infty} \left(\frac{1}{k^2 \pi^2} - \frac{c^2(y_1, \lambda)}{s^2 + 2s\beta\pi k + c^2(y_1, \lambda) \pi^2 k^2} \right) \sin^2 k\pi \xi^*.$$

The series expansion of the characteristic function $\Delta(s)$ using notation (5.44) is

$$\Delta(s) = -sx_{12} \sin \pi \xi^* - s \sum_{k=2}^{\infty} x_{22, k} \sin k\pi \xi^* + D_2 y_2^*(y_1, \lambda) \sin \pi \xi^*$$

and substituting system parameters yields (5.42). \square

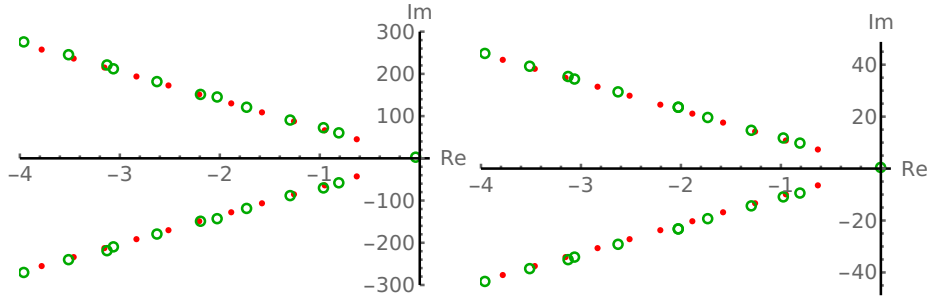


Fig. 8 Green circles show the roots of the characteristic function (5.42) at $\lambda = 1$ and $y_1 = 1$, with parameters $\mu = 1$, $\beta = 0.1$ and $\xi^* = \sqrt{2}/2$. The red dots show the eigenvalues of $\mathbf{A}_0(\mathbf{y}, \lambda)$ without the zeros of the tangent bundle for comparison. Left: The nonlinear case with $\Gamma = 20$; Right: linear case with $\Gamma = 0$. Note that the natural frequencies are much higher for the nonlinear case, because the string has significantly more tension due to deformation.

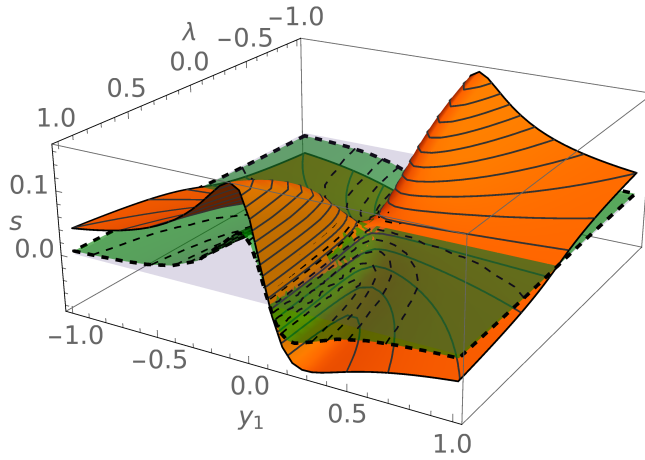


Fig. 9 The rightmost root of the characteristic function (5.42) (orange, solid lines) and $3 \times (-\sigma d^-/d^\pm)$ in (4.60) (green, dashed lines) determine whether the critical manifold is attracting at any given value of \mathbf{y} and λ . Parameters are $\Gamma = 10$, $\mu = 1$, $\beta = 0.1$ and $\xi^* = \sqrt{2}/2$.

Figure 8 shows the roots of (5.42) at an attracting point of the critical manifold. It can be seen that there is a real root near zero, while other roots are well inside the left complex half space. It seems that roots of $\Delta(s)$ are perturbations of the eigenvalues of $\mathbf{A}_0(\mathbf{y}, \lambda)$ apart from the rightmost root, that appears due to switching.

The plot of this rightmost root is shown in figure 9 in orange (solid lines), which indicates that the critical manifold is partly attracting (negative root), partly repelling (positive root). This might be surprising because the system dissipates energy as a whole. However, the constraint $h = 0$ and nonlinearity couple the dynamics in the tangent and normal bundles and energy is exchanged between them causing instability. In contrast, there is no such coupling in the linear string ($\Gamma = 0$), the green root near the origin in figure 8 remains at the origin and therefore the normal dynamics is neutrally stable.

Remark 5.10 Continuing from remark 5.5 we find that for $\Gamma = 0$ and for all $\varepsilon \in [0, 1]$ the characteristic function (5.42) is valid due to \mathbf{A}_1 being constant. Let us denote the zero root of the characteristic function (5.42) for $\Gamma = 0$ by σ^0 . The invariant vector bundle corresponding to σ^0 is then isomorphic to $\mathcal{M}_\lambda \times \mathbb{R}$. For $\Gamma > 0$ the invariant vector bundle of σ^0 is continuously perturbed. The perturbation turns σ^0 into a small Lyapunov exponent of the now non-autonomous dynamics within the invariant vector bundle. $\Gamma > 0$ can be chosen such that $\sigma_s < -\varepsilon |\sigma^0|$, that is, the invariant vector bundle is an attracting normally hyperbolic invariant manifold in $(\mathcal{M}_\lambda \times \mathbf{X}) \cap \Sigma$, that is the phase space of the corrected model in Σ . The dynamics in the invariant vector bundle is represented by the reduced order model on $\mathcal{M}_\lambda \times \mathbb{R}$.

5.7 Equivalent reduced order model on Σ_ε

We now investigate the dynamics of the string on Σ_ε . The dynamics outside Σ_ε is given by $\dot{\mathbf{y}} = \mathbf{f}(\mathbf{y}, \lambda)$, $\varepsilon \dot{\kappa} = \sigma \kappa$ and $\dot{\lambda} = 0$. The skeleton model on Σ_ε is formally given by equation (4.20), while the reduced order model including a qualitative approximation of the normal dynamics is given by (4.59). The complication with equations (4.20) and (4.59) is that they involve the lengthy term $y_2^*(y_1, \lambda)$ as shown by equation (5.27). It is possible to eliminate $y_2^*(y_1, \lambda)$ using the transformation

$$\bar{\mathbf{y}} = (y_1, y_2 + y_2^*(y_1, \lambda))^T. \quad (5.47)$$

The vector field on the invariant manifold now involves $\dot{\lambda}$ in the form of $\dot{\bar{\mathbf{y}}} = \bar{\mathbf{f}}(\bar{\mathbf{y}}, \lambda, \dot{\lambda})$, where

$$\bar{\mathbf{f}}(\bar{\mathbf{y}}, \lambda, \dot{\lambda}) = \begin{pmatrix} \bar{y}_2 \\ -\left(c^2(\bar{y}_1, \lambda) (\pi^2 \bar{y}_1 - 2\gamma(\lambda) \sin \pi \xi^*) + 2\beta \pi \bar{y}_2\right) + D_2 y_2^*(\bar{y}_1, \lambda) \dot{\lambda} \end{pmatrix}. \quad (5.48)$$

The main advantage of this formulation is that the function defining the switching manifold Σ becomes simpler, namely

$$\bar{h}_\varepsilon(\bar{\mathbf{y}}, \kappa, \lambda) = v_0 - \bar{y}_2 \sin \pi \xi^* + \kappa, \quad (5.49)$$

which is independent of λ . The stick dynamics on Σ has the same dependence on $\dot{\lambda}$ as before, because

$$\begin{aligned} \frac{d}{dt} \bar{h}_\varepsilon(\bar{\mathbf{y}}, \kappa, \lambda) &= D_1 h_\varepsilon(\bar{\mathbf{y}}, \kappa, \lambda) \bar{\mathbf{f}}(\bar{\mathbf{y}}, \lambda, \dot{\lambda}) + \dot{\kappa} \\ &= \left(\left(c^2(\bar{y}_1, \lambda) (\pi^2 \bar{y}_1 - 2\gamma(\lambda) \sin \pi \xi^*) + 2\beta \pi \bar{y}_2 \right) - D_2 y_2^*(\bar{y}_1, \lambda) \dot{\lambda} \right) \sin \pi \xi^* + \dot{\kappa}. \end{aligned} \quad (5.50)$$

Note that $d^- = D_2 h_0(\bar{\mathbf{y}}, \lambda) = -D_2 y_2^*(\bar{y}_1, \lambda)$ appears in equation (5.50), and remains the coefficient of $\dot{\lambda}$. The last equation we need is (4.55) that describes κ . Note that the transformation (5.47) does not change the values of d^+ , d^- and d^\pm given by (5.41) and (5.38), because they do not depend on y_2 . As a result we have

$$\left. \begin{aligned} \dot{\bar{y}}_1 &= \bar{y}_2 \\ \dot{\bar{y}}_2 &= \dot{\kappa} / \sin \pi \xi^* \\ \dot{\lambda} &= \frac{c^2(\bar{y}_1, \lambda) (\pi^2 \bar{y}_1 - 2\gamma(\lambda) \sin \pi \xi^*) + 2\beta \pi \bar{y}_2 + \varepsilon^{-1} \sigma \kappa}{d^\pm(\bar{y}_1, \lambda)} \\ \dot{\kappa} &= -\frac{d^+(\bar{y}_1, \lambda)}{d^\pm(\bar{y}_1, \lambda)} \left(c^2(\bar{y}_1, \lambda) (\pi^2 \bar{y}_1 - 2\gamma(\lambda) \sin \pi \xi^*) + 2\beta \pi \bar{y}_2 \right) - \varepsilon^{-1} \frac{d^-(\bar{y}_1, \lambda)}{d^\pm(\bar{y}_1, \lambda)} \sigma \kappa \end{aligned} \right\}. \quad (5.51)$$

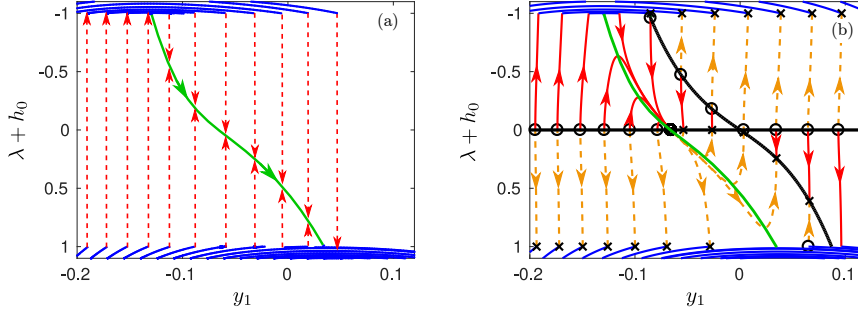


Fig. 10 Phase portrait of the skeleton model. (a) Utkin's closure, assuming $D_2y_2^*(\bar{y}_1, \lambda) = 0$. The dashed red lines show how the solution jumps between values of λ . Blue lines are trajectories with $\dot{\lambda} = 0$. (b) The red lines are solutions with $D_2y_2^*(\bar{y}_1, \lambda) > 0$, so that the red and blue lines are a continuation of each other. The dashed orange lines represent solutions with $D_2y_2^*(\bar{y}_1, \lambda) < 0$. At points marked by black crosses the solutions come together infinitely fast, when $\lambda \neq \pm 1$. The points marked by circles repel solutions infinitely fast, when $\lambda \neq \pm 1$. The black lines correspond to $D_2y_2^*(\bar{y}_1, \lambda) = 0$ and the thick green line within Σ is the nullcline $\dot{\lambda} = 0$. The parameters are $\beta = 0.1$, $\Gamma = 20$, $\xi^* = \sqrt{2}/2$.

5.8 Dynamics of the skeleton model on Σ_0

In this section we explore the dynamics of the skeleton model, which is the same as the dynamics on the critical manifold, when $\varepsilon = 0$ in equation (4.59). The dynamics on the critical manifold can be found by setting $\bar{y}_2 = v_0 / \sin \pi \xi^*$ and $\dot{\bar{y}}_2 = 0$ so that $h = 0$ and $\dot{h} = 0$, then solving $\dot{\bar{y}} = \bar{f}(\bar{y}, \lambda, \dot{\lambda})$ as an algebraic equation with (5.48) on the right side for $\dot{\lambda}$, that is,

$$\left. \begin{aligned} \dot{\bar{y}}_1 &= v_0 / \sin \pi \xi^* \\ \dot{\lambda} &= \frac{c^2(\bar{y}_1, \lambda) (\pi^2 \bar{y}_1 - 2\gamma(\lambda) \sin \pi \xi^*) + 2\beta\pi v_0 / \sin \pi \xi^*}{D_2y_2^*(\bar{y}_1, \lambda)} \end{aligned} \right\}. \quad (5.52)$$

As we noted in theorem 4.8 in section 4.2, solutions of this model pass through the boundaries Σ^\pm if $D_2y_2^*(\bar{y}_1, \lambda) \sin \pi \xi^* = -d^- > 0$. To avoid any problem with having the wrong sign of d^- we re-scale time by $D_2y_2^*(\bar{y}_1, \lambda)$ and get

$$\left. \begin{aligned} \dot{\bar{y}}_1 &= D_2y_2^*(\bar{y}_1, \lambda) v_0 / \sin \pi \xi^* \\ \dot{\lambda} &= c^2(\bar{y}_1, \lambda) (\pi^2 \bar{y}_1 - 2\gamma(\lambda) \sin \pi \xi^*) + 2\beta\pi v_0 / \sin \pi \xi^* \end{aligned} \right\}, \quad (5.53)$$

whose forward-time solutions always pass through Σ^\pm . This allows for a straightforward numerical solution.

Let us first recall, what Utkin's closure would produce if we disregarded $D_2y_2^*(\bar{y}_1, \lambda)$. The solution would be given by the equation

$$\left. \begin{aligned} \dot{\bar{y}}_1 &= v_0 / \sin \pi \xi^* \\ 0 &= c^2(\bar{y}_1, \lambda) (\pi^2 \bar{y}_1 - 2\gamma(\lambda) \sin \pi \xi^*) + 2\beta\pi v_0 / \sin \pi \xi^* \end{aligned} \right\}, \quad (5.54)$$

which is partly algebraic. Figure 10(a) shows the phase portrait. The dashed orange lines correspond to λ values jumping between either ± 1 or the solution of the algebraic constraint in equation (5.54). The continuous green line represents λ values that are

admissible by the constraint in equation (5.54). Since $\dot{\bar{y}}_1$ is a positive constant, solutions can only move in one direction along the green line. This is typical of friction oscillators and it is consistent with rigid body dynamics, where forces are allowed to be discontinuous.

A different picture emerges when $D_2 y_2^*(\bar{y}_1, \lambda)$ is considered. Figure 10(b) shows a typical phase portrait of (5.52). Parts of trajectories are denoted by dashed lines when $D_2 y_2^*(\bar{y}_1, \lambda) < 0$. The arrows indicate the correct forward direction of time. Black lines indicate when $D_2 y_2^*(\bar{y}_1, \lambda) = 0$ and therefore equation (5.52) is singular and the direction of time changes in equation (5.53). The black lines also form a set of nullclines of equation (5.53), because at these points $\dot{\bar{y}}_1 = 0$. Another nullcline is shown in green, where $\dot{\lambda} = 0$. At the intersection of the green and black lines equation (5.53) has an equilibrium, which is a node. The weak stable manifold of this equilibrium is close to the green nullcline of $\dot{\lambda} = 0$.

The phase portrait of figure 10(b) is not typical for a friction oscillator. Yet, the skeleton model is obtained through a careful reduction to an invariant manifold, where we made sure any perturbation due to the discontinuities would only affect the invariant normal bundle. Applying Filippov's closure at the boundaries $\lambda = \pm 1$ yields sliding solutions. However this implies that solutions coming from either side of Σ cannot enter Σ while λ stays at ± 1 . Having a fixed value of λ is not physical in a friction oscillator. The singularities within Σ are reached infinitely fast. This resembles the dynamics of the van der Pol oscillator at the fold point of its critical manifold [26] or in general the dynamics of singularly perturbed systems [31]. For example, the equilibrium of equation (5.53), formed by the intersection of two nullclines resembles folded-node singularities [60, 29]. Therefore, our best chance to gain more insight is to consider the reduced order model (5.52) that includes a representation of the dynamics in the invariant normal bundle of \mathcal{M}_λ as described in section 4.5.

5.9 Dynamics of the reduced order model on Σ_ε

In this section we investigate the reduced order model (4.57), which is the extension of the skeleton model by a single variable representing the dynamics in the normal bundle of \mathcal{M}_λ . The dynamics on Σ_ε is given by equation (5.51) with parameters derived in section 5.5. Proposition 4.27 shows that the reduced order model captures the stability of \mathcal{M}_λ for $\varepsilon = 0$ well. Figure 9 confirms this: in the illustrated part of the phase space the stability of the critical manifold of the corrected model and the reduced order model is the same. The critical manifold is repelling where $d^- > 0$ as per proposition 4.25. The skeleton model does not capture the repelled trajectories and also displays singular dynamics for $d^- > 0$ as shown in figure 10(b). Here we illustrate that the positive value of d^\pm for the reduced order model resolves the singularities that occur in the skeleton model according to proposition 4.24.

We first choose a small parameter value $\varepsilon = 10^{-7}$ to show the qualitative differences between equation (5.52) and equation (5.51). Figure 11(a) shows the two-dimensional projection of the phase portrait ignoring variable κ . When trajectories start in the shaded part with $\lambda = 1$, where the critical manifold is repelling, they quickly pass to $\lambda = -1$ without much change in y_1 , while κ exponentially explodes. Trajectories starting with $\lambda = -1$, in the region where the critical manifold is attracting, follow the manifold while being attracted to the stable node of (5.52) at the intersection of the green and black lines. At the node, the stability of the critical manifold changes and

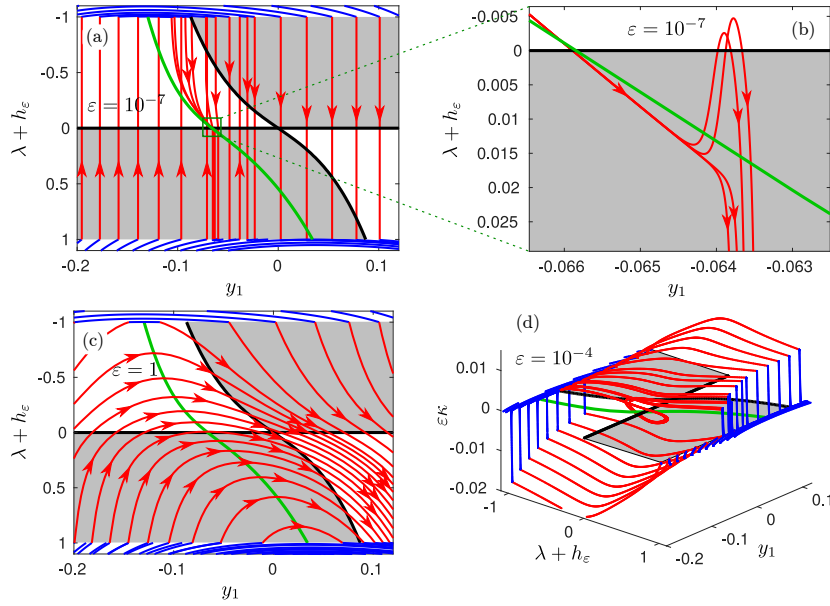


Fig. 11 Projections of phase portraits of the reduced order model (5.51) in Σ for the nonlinear string. The repelling regions of the critical manifold are shaded. The black lines correspond to the boundaries, where normal hyperbolicity of the critical manifold is lost. The thick green line in Σ is the nullcline where $\dot{y}_2 = 0$. Parameters are $\beta = 0.1$, $\Gamma = 20$, $\xi^* = \sqrt{2}/2$. a) slightly perturbed dynamics on the critical manifold with $\varepsilon = 10^{-7}$; b) a detailed view of the dynamics about the stable node with $\varepsilon = 10^{-7}$; c) dynamics in Σ_ε with the original time-scale ($\varepsilon = 1$); d) three dimensional view of the dynamics in Σ_ε with $\varepsilon = 10^{-4}$, note the fast decay of κ outside of Σ .

trajectories are again repelled with growing magnitude of κ . This is illustrated in figure 11(b). After passing the node, trajectories tend to either $\lambda = \pm 1$. It is then likely that trajectories will start a violent oscillation between $\lambda = \pm 1$, because they interact with the two repelling parts of the critical manifold. This dynamics has some resemblance to figure 10(b) except that there is no need to re-scale time, since there is no division by d^- .

Increasing ε leads to less violent oscillations between $\lambda = \pm 1$, which eventually continues without reaching $\lambda = \pm 1$. Such a case is shown in figure 11(d), where the oscillation is reduced to a single loop about the line where the critical manifold becomes repelling. For $\varepsilon = 1$ the dynamics becomes relatively slow for all variables and resembles that of typical friction oscillators with well defined stick and slip phases. This phase portrait is shown in figure 11(c). For ε sufficiently large the time scale of the normal dynamics (κ variable) becomes much longer than the dynamics of the rest of the variables and therefore during a stick phase κ does not change much, which also means that the instability of the critical manifold loses its influence on the dynamics. Indeed, the leading characteristic root of $\Delta(s)$ is a small perturbation of the zero root, hence it is easily dominated by other time-scales. In fact by removing nonlinearity ($\Gamma = 0$) this root remains zero, hence κ simply becomes an integral of other quantities without a dynamics of its own. In our example at $\varepsilon = 1$, κ is almost without its own

dynamics. The justification why ε can be increased to $\varepsilon = 1$ can be found in remark 5.10.

The conclusion from the analysis is that simply applying reduction to an invariant manifold is not sufficient, one needs to take into account at least a qualitative approximation of the normal dynamics. This is because the skeleton model (4.13) over-emphasizes instabilities and turns them into singularities. The main component that makes the reduced order model (4.57) well behaved is that d^\pm is positive in all parts of the phase space. For the nonlinear string example, d^\pm is the velocity jump of the contact point due to a unit jump in λ , i.e., the contact force. Therefore in light of Newton's second law it is understandable why $d^\pm > 0$. In case we had found $d^\pm = 0$ the reduced order model (4.57), including an approximation of the normal dynamics about \mathcal{M}_λ , would not be necessary, the skeleton model would be sufficient.

6 Conclusion

In this paper we have investigated PWS systems on Banach spaces with non-dense domain of definition. Specific application areas that satisfy this assumption are the elastodynamics equations [28], delay equations [15] or age-dependent population dynamics [40]. Such systems are different from other classes of PWS systems, because they can have unique solutions under general conditions. We were also able to construct a finite-dimensional reduced order model that inherits key properties of an infinite dimensional model. Non-dense domain of definition can arise if the phase space is non-reflexive, for example when the phase space consists of continuous, bounded or Lipschitz continuous functions. In some cases boundary conditions can make the domain non-dense [41].

The key quantity that decides uniqueness of solutions is the normal discontinuity gap, which is due to discontinuous trajectories that systems with non-dense domains have. For the linear and nonlinear string the normal discontinuity gap represents the velocity jump of a contact point in response to a unit jump in force. The presence of the normal discontinuity gap allows the dynamics inside the switching manifold to become smooth. As a result, two new discontinuity boundaries arise, where trajectories can enter or leave the switching manifold. If the normal discontinuity gap is positive, trajectories cross the new discontinuity boundaries under general conditions.

Despite uniqueness of solutions, invariant manifolds that extend over the switching manifold do not exist. We have assumed the existence of an invariant manifold when the switching parameter of the vector field is constant. This invariant manifold does not persist when the switching parameter varies, but we have found that pieces of this manifold do persist, while discontinuities between the persisting pieces develop along the two new discontinuity boundaries. We have also shown that switching can make the invariant manifold repelling. However in the example of the nonlinear string the invariant manifold is repelling only in a single direction, which can be captured by a scalar variable. We have constructed a reduced order model that captures this instability. It remains to be shown under what conditions there is a spectral gap between the reduced model and the rest of the dynamics, so that the reduced order model captures all the essential dynamics. We have only shown that the invariant manifold becomes repelling within the reduced order model and within the infinite dimensional system under the same conditions through a real root (see proposition 4.27).

While the theory presented is incomplete, we hope that the results in this paper will find applications in simulating PWS continuum systems. Using the reduced order

model instead of the skeleton model eliminates singularities and allows for a unique solution. This allows well conditioned numerical schemes that lead to robust solutions unlike what is currently possible [27]. While it is not proven that the reduced order model fully captures all dynamics, we expect that this will be shown in the future either in general or under further conditions.

We have demonstrated the model reduction procedure on a bowed nonlinear string model. In this example we have found that the skeleton model has nonphysical singularities, where the friction force between the bow and the string remains at its maximal limit. The skeleton model also has a singularity that resembles a folded node of singularly perturbed systems [59, 29]. After correcting the skeleton model with the dynamics that arises in the eliminated parts of the system due to switching, the picture becomes clearer. It turns out that the correction is a largely decaying motion with the possibility of an instability along a one dimensional subspace. When this possible instability is taken into account, the model becomes free of singularities and the dynamics resembles what a friction oscillator would exhibit when the friction force is regularized [50].

Acknowledgements The author would like to thank Alan R. Champneys and S. John Hogan for feedback on the manuscript. He would also like to thank the anonymous reviewers who have helped with the clarity of the text and the accuracy of calculations. The author is especially thankful to Galit Szalai, who has proofread the final draft.

A Solution of the correction term in the introductory example

This appendix details the solution of equation

$$\ddot{w}(\xi, t) = w''(\xi, t) - \dot{\lambda} \left(u_0(\xi) - y^* \frac{\sin \pi \xi}{\sin \pi \xi^*} \right), \quad (\text{A.1})$$

with initial condition

$$w(\xi, 0) = \dot{w}(\xi, 0) = 0. \quad (\text{A.2})$$

and boundary conditions $w(0, t) = w(1, t) = 0$. The solution of (A.1) is then substituted into the switching function

$$h = v_0 - \dot{y} - \dot{\lambda} (u_0(\xi^*) - y^*) - \dot{w}(\xi^*, t), \quad (\text{A.3})$$

which replaces h in equation (2.7) of section 2. We also assume that the solution starts with $\dot{\lambda}(0) = \dot{\lambda}(0) = 0$, which occurs for example, when $h|_{t=0} \neq 0$.

The solution of equations (A.1) and (A.2) can be expressed using the variation-of-constants formula. Assume that $w_h(\xi, t)$ is the solution of the homogeneous equation $\ddot{w}_h(\xi, t) = w_h''(\xi, t)$ with initial and boundary conditions, as in

$$w_h(\xi, 0) = 0, \quad \dot{w}_h(\xi, 0) = y^* \frac{\sin \pi \xi}{\sin \pi \xi^*} - u_0(\xi), \quad w_h(0, t) = w_h(1, t) = 0, \quad (\text{A.4})$$

then the solution of (A.1) for the velocity with zero initial condition (A.2) is

$$\dot{w}(\xi, t) = \int_0^t \dot{w}_h(\xi, t - \tau) \dot{\lambda}(\tau) d\tau. \quad (\text{A.5})$$

Note that we express the velocity here, because that is what appears in the switching function (A.3). Using integration by parts twice transforms equation (A.5) into

$$\begin{aligned} \dot{w}(\xi, t) &= \dot{w}_h(\xi, 0) \dot{\lambda}(t) - \dot{w}_h(\xi, t) \dot{\lambda}(0) + \ddot{w}_h(\xi, 0) \lambda(t) - \ddot{w}_h(\xi, t) \lambda(0) \\ &\quad + \int_0^t \ddot{w}_h(\xi, t - \tau) \lambda(\tau) d\tau. \end{aligned} \quad (\text{A.6})$$

We now evaluate equation (A.6) at $\xi = \xi^*$ and notice that a number of terms vanish. From equation (A.1), $\dot{\lambda}(0) = 0$ and $w_h(\xi, 0) = 0$ it follows that $\ddot{w}_h(\xi^*, 0) = 0$, and from equation (A.4) we obtain $\dot{w}_h(\xi^*, 0) = y^* - u_0(\xi^*)$. Further, using $\dot{\lambda}(0) = 0$ brings (A.6) into

$$\dot{w}_h(\xi^*, t) = (y^* - u_0(\xi^*))\dot{\lambda}(t) - \ddot{w}_h(\xi^*, t)\lambda(0) + \int_0^t \ddot{w}_h(\xi^*, t - \tau)\lambda(\tau)d\tau.$$

And therefore the switching function (A.3) becomes

$$h = v_0 - \dot{y} + \ddot{w}_h(\xi^*, t)\lambda(0) - \int_0^t \ddot{w}_h(\xi^*, t - \tau)\lambda(\tau)d\tau. \quad (\text{A.7})$$

The homogeneous solution $\dot{w}_h(\xi, t)$ is found using d'Alembert's method, which states that there are functions f and g such that $w_h(\xi, t) = f(\xi + t) + g(\xi - t)$. Given the initial conditions (A.4), we have $f(\xi) + g(\xi) = 0$ and

$$\dot{f}(\xi) - \dot{g}(\xi) = y^* \frac{\sin \pi \xi}{\sin \pi \xi^*} - u_0(\xi).$$

It follows that $g(\xi) = -f(\xi)$ and therefore $2\dot{f}(\xi) = y^* \frac{\sin \pi \xi}{\sin \pi \xi^*} - u_0(\xi)$. Next we define $\varphi(\xi) = \dot{f}(\xi)$, and we get the solution (for the acceleration) in the form

$$\ddot{w}_h(\xi, t) = \varphi(\xi + t) - \varphi(\xi - t),$$

where

$$\varphi(\xi) = \frac{1}{2} \left(\pi y^* \frac{\cos \pi \xi}{\sin \pi \xi^*} + H(\xi - \xi^*) - (1 - \xi^*) \right), \quad \xi \in [0, 1].$$

Now we evaluate the boundary conditions, that is $\ddot{w}_h(0, t) = \ddot{w}_h(1, t) = 0$, which gives $\varphi(\xi) = \varphi(-\xi)$ and $\varphi(1 + \xi) = \varphi(1 - \xi)$ and by recursion yields

$$\varphi(\xi) = \varphi(2k + \xi), \quad \varphi(\xi) = \varphi(2k - \xi) \quad (\text{A.8})$$

for $k \in \mathbb{Z}$. Using the initial condition (A.4) and equation (A.8) we find that

$$\varphi(\xi) = \frac{1}{2} \left(\pi y^* \frac{\cos \pi \xi}{\sin \pi \xi^*} + H((\xi \bmod 2) - \xi^*) + H(2 - \xi^* - (\xi \bmod 2)) - 2 + \xi^* \right), \quad \xi \in \mathbb{R}.$$

We can now expand that

$$\ddot{w}_h(\xi^*, t) = -\pi y^* \sin \pi t + \frac{1}{2} H(2 - 2\xi^* - (t \bmod 2)) - \frac{1}{2} H((t \bmod 2) - 2\xi^*). \quad (\text{A.9})$$

Then the third derivative that appears in the convolution can be written as

$$\ddot{w}_h(\xi^*, t) = -\pi^2 y^* \cos \pi t + \sum_{k=-\infty}^{\infty} \left(\delta(t - 2k) - \frac{1}{2} \delta(t + 2\xi^* - 2k) - \frac{1}{2} \delta(t - 2\xi^* - 2k) \right),$$

where δ is the Dirac-delta distribution. Due to the convolution integral (A.5), we are only taking into account past values of λ , which yields

$$h = v_0 - \dot{y} - \beta(t), \quad (\text{A.10})$$

where

$$\begin{aligned} \beta(t) &= \frac{1}{2} \lambda(t) + \sum_{k=1}^{2k < t} \lambda(t - 2k) - \frac{1}{2} \sum_{k=0}^{2k < t + 2\xi^*} \lambda(t + 2\xi^* - 2k) \\ &\quad - \frac{1}{2} \sum_{k=1}^{2k < t - 2\xi^*} \lambda(t - 2\xi^* - 2k) + \pi^2 y^* \int_0^t \cos \pi(t - \tau) \lambda(\tau) d\tau - \ddot{w}_h(\xi^*, t) \lambda(0) \end{aligned}$$

We can also transform the last remaining integral into a differential equation by introducing

$$\kappa = \pi^2 y^* \int_0^t \cos \pi(t - \tau) \lambda(\tau) d\tau,$$

which then gives the initial value problem

$$\ddot{\kappa} = \pi^2 (y^* \dot{\lambda} - \kappa), \quad \kappa(0) = 0, \quad \dot{\kappa}(0) = \pi^2 y^* \lambda(0). \quad (\text{A.11})$$

Note that the harmonic term in (A.9) is canceled by the homogeneous solution of (A.11), hence

$$\begin{aligned} \beta(t) = & \frac{1}{2} \lambda(t) + \sum_{k=1}^{2k < t} \lambda(t - 2k) - \frac{1}{2} \sum_{k=0}^{2k < t - 2\xi^*} \lambda(t + 2\xi^* - 2k) - \frac{1}{2} \sum_{k=1}^{2k < t + 2\xi^*} \lambda(t - 2\xi^* - 2k) + \kappa \\ & - \frac{1}{2} (H(2 - 2\xi^* - (t \bmod 2)) - H((t \bmod 2) - 2\xi^*)) \lambda(0) \end{aligned} \quad (\text{A.12})$$

and the initial condition of (A.11) vanishes

$$\ddot{\kappa} = \pi^2 (y^* \dot{\lambda} - \kappa), \quad \kappa(0) = 0, \quad \dot{\kappa}(0) = 0. \quad (\text{A.13})$$

The switching function (A.10) with (A.12) and (A.13) takes into account the full perturbation (A.1) exactly. If we are seeking to solve for a finite time interval, infinitely long delays in (A.12) can be neglected. In case of very short simulation on the interval $0 \leq t < \min(2\xi^*, 2 - 2\xi^*)$ it is sufficient to use

$$\beta(t) = \frac{1}{2} \lambda(t) + \kappa(t) - \frac{1}{2} \lambda(0),$$

which then yields

$$h = v_0 - \dot{y} - \frac{1}{2} \lambda - \kappa + \frac{1}{2} \lambda(0),$$

which is the result we sought.

B Proof of theorem 4.8

The following proof of theorem 4.8 investigates whether a trajectory approaching Σ_0^\pm can be continued uniquely after reaching Σ_0^\pm in the two cases set out by the theorem.

Proof Both of the equations (4.16) and (4.20) that govern the dynamics on the two sides of Σ_0^\pm already have unique solutions. We need to exclude the possibility that a trajectory can be continued by both equations (4.16) and (4.20) simultaneously and also exclude the existence of a sliding trajectory on Σ_0^\pm . We denote the solution of (4.16) by $(\boldsymbol{\eta}(t), \lambda^*)$, and the solution of (4.20) by $(\boldsymbol{\sigma}(t), \lambda(t))$ either of which can form \mathcal{T} .

First we prove case 1. The speed of solutions relative to Σ_0^\pm on the two sides of Σ_0^\pm are given by $\frac{d}{dt} h_0(\boldsymbol{\eta}(t), \lambda^*)$ and $\dot{\lambda}$, respectively. Trajectories cross Σ_0^\pm if the signs of these two quantities are the same. We calculate that

$$\frac{d}{dt} h_0(\boldsymbol{\eta}(t), \lambda^*) = D_1 h_0(\boldsymbol{\eta}(t), \lambda^*) \mathbf{f}(\boldsymbol{\eta}(t), \lambda^*) \quad (\text{B.1})$$

and rearrange equation (4.18) into

$$-D_2 h_0(\boldsymbol{\sigma}(t), \lambda(t)) \dot{\lambda}(t) = D_1 h_0(\boldsymbol{\sigma}(t), \lambda(t)) \mathbf{f}(\boldsymbol{\sigma}(t), \lambda(t)). \quad (\text{B.2})$$

At $t = 0$ the right sides of (B.1) and (B.2) are equal. Using assumption (4.21) we infer that $\frac{d}{dt} h_0(\boldsymbol{\eta}(t), \lambda^*)$ and $\dot{\lambda}$ have the same sign at $t = 0$, hence \mathcal{T} has a unique continuation transversely through Σ_0^\pm .

We now show case 2 of the theorem. Assume that \mathcal{T} is tangent to Σ_0^\pm to order $\ell - 1$. This means that either

$$\frac{d^k}{dt^k} \lambda(t)|_{t=0} = 0, \quad 0 < k < \ell \quad (\text{B.3})$$

if \mathcal{T} is a trajectory of (4.20) or

$$\frac{d^k}{dt^k} h_0(\boldsymbol{\eta}(t), \lambda^*)|_{t=0} = 0, \quad 0 < k < \ell \quad (\text{B.4})$$

if \mathcal{T} is a trajectory of (4.16).

We first assume that \mathcal{T} is a trajectory of (4.20) and (B.3) holds. Let us consider

$$\frac{d^k}{dt^k} h_0(\boldsymbol{\sigma}(t), \lambda(t))|_{t=0} = \sum_{j=0}^k \binom{k}{j} \frac{\partial^k}{\partial \tau^j \partial \vartheta^{k-j}} h_0(\boldsymbol{\sigma}(\tau), \lambda(\vartheta)) \Big|_{\tau=\vartheta=0} = 0, \quad (\text{B.5})$$

which is the constraint that keeps the trajectory on Σ (cf. (4.18)). Any derivative of order j with respect to ϑ in formula (B.5) includes a $\frac{d^j}{dt^j} \lambda(t)$ factor. Using (B.3) we can simplify (B.5) to

$$\frac{d^k}{dt^k} h_0(\boldsymbol{\sigma}(t), \lambda(t))|_{t=0} = \frac{d^k}{dt^k} h_0(\boldsymbol{\sigma}(t), \lambda^*)|_{t=0} = 0, \quad 0 < k < \ell \quad (\text{B.6})$$

and

$$\frac{d^\ell}{dt^\ell} h_0(\boldsymbol{\sigma}(t), \lambda(t))|_{t=0} = \frac{d^\ell}{dt^\ell} h_0(\boldsymbol{\sigma}(t), \lambda^*)|_{t=0} + D_2 h_0(\mathbf{y}^*, \lambda^*) \frac{d^\ell}{dt^\ell} \lambda(t)|_{t=0} = 0. \quad (\text{B.7})$$

We now show that

$$\frac{d^k}{dt^k} h_0(\boldsymbol{\sigma}(t), \lambda^*)|_{t=0} = \frac{d^k}{dt^k} h_0(\boldsymbol{\eta}(t), \lambda^*), \quad 0 < k \leq \ell. \quad (\text{B.8})$$

The left side of (B.8) is an algebraic expression of $D_1^j h_0(\mathbf{y}^*, \lambda^*)$ and $D^j \boldsymbol{\sigma}(0)$, $0 < j \leq k$. Also, $D^j \boldsymbol{\sigma}(0)$ can be written as

$$D^j \boldsymbol{\sigma}(\tau) = \sum_{l=0}^{j-1} \binom{j-1}{l} \frac{\partial^{j-1}}{\partial \tau^l \partial \vartheta^{j-l-1}} \mathbf{f}(\boldsymbol{\sigma}(\tau), \lambda(\vartheta)) \Big|_{\tau=\vartheta=0},$$

which depends on derivatives of λ up to order $j - 1$ that are all zero according to (B.3). Therefore none of $D^j \boldsymbol{\sigma}(0)$, $0 < j \leq k$ depends on the non-zero $\frac{d^k}{dt^k} \lambda(0)$. The same holds true for the right side of (B.8) where λ is assumed to be constant, which proves (B.8). Substituting (B.8) into (B.6) implies that (B.4) follows from (B.3). Further, substituting (B.8) into (B.7) we find that

$$\frac{d^\ell}{dt^\ell} h_0(\boldsymbol{\sigma}(t), \lambda(t))|_{t=0} = \frac{d^\ell}{dt^\ell} h_0(\boldsymbol{\eta}(t), \lambda^*)|_{t=0} + D_2 h_0(\mathbf{y}^*, \lambda^*) \frac{d^\ell}{dt^\ell} \lambda(t)|_{t=0} = 0. \quad (\text{B.9})$$

So far we have shown that if vector field (4.20) is tangent of order $\ell - 1$ to Σ_0^\pm at $(\mathbf{y}^*, \lambda^*)$ then so is (4.16) and the orientation of the tangencies are the same. We now show that this sufficient condition is also necessary.

Using equation (B.9) for $\ell = 1$ does not require assumption (B.3). It directly follows from equation (B.9) that

$$\frac{d}{dt} h_0(\boldsymbol{\eta}(t), \lambda^*)|_{t=0} = 0 \implies \frac{d}{dt} \lambda(t) = 0.$$

Now knowing that $\frac{d}{dt} \lambda(t) = 0$ we can apply (B.9) for $\ell = 2$ and conclude that

$$\frac{d^2}{dt^2} h_0(\boldsymbol{\eta}(t), \lambda^*)|_{t=0} = 0 \implies \frac{d^2}{dt^2} \lambda(t) = 0.$$

Repeating this procedure a sufficient number of times shows that (B.4) implies (B.3).

In summary, (B.4) holds if and only if (B.3) holds and we have the equality

$$\frac{d^\ell}{dt^\ell} h_0(\boldsymbol{\eta}(t), \lambda^*)|_{t=0} = -D_2 h_0(\mathbf{y}^*, \lambda^*) \frac{d^\ell}{dt^\ell} \lambda(t)|_{t=0}. \quad (\text{B.10})$$

Using assumption (4.21) and equation (B.10) we conclude that the order and orientation of the tangency is the same on both side of Σ_0^\pm . If ℓ is odd, trajectory \mathcal{T} passes through Σ_0^\pm at the tangency. If ℓ is even, the trajectory continues on the same side of Σ_0^\pm and there is no joining trajectory from the other side of Σ_0^\pm . Conditions (4.21) and (4.22) also imply that either case 1 or 2 holds for points on Σ_0^\pm in a sufficiently small open neighborhood of $(\mathbf{y}^*, \lambda^*)$. This excludes cases where trajectories are forced onto Σ_0^\pm for a non-zero length of time and implies that there cannot be trajectories joining $(\mathbf{y}^*, \lambda^*)$ from within Σ_0^\pm . Therefore, there is a unique continuation of \mathcal{T} for $t > 0$ (or $t < 0$) sufficiently small. \square

C Proofs of lemma 4.10 and theorem 4.13

There are three steps to the proof of theorem 4.13. First we derive a differential equation for λ from the algebraic constraint

$$h(\mathbf{W}(\mathbf{y}, \lambda) + \mathbf{z}) = 0$$

by differentiation, which follows from lemma 4.10. At this step we claim continuity of $\dot{\lambda}$. By investigating the resulting equation we move to step two and establish that $\dot{\lambda}$ is indeed continuous in Σ . In the final step we show that trajectories transverse to Σ^\pm cross Σ^\pm when $d^\pm(\mathbf{y}, \mathbf{z}, \lambda) > 0$, which concludes the proof.

For convenience we copy here lemma 4.10.

Lemma C.1 (Lemma 4.10) *Assume (A3) and that λ is continuously differentiable and \mathbf{y} , \mathbf{z} satisfy the differential equations*

$$\left. \begin{aligned} \dot{\mathbf{y}} &= \mathbf{f}(\mathbf{y}, \lambda) \\ \dot{\mathbf{z}} &= \mathbf{A}_1(\mathbf{y}, \lambda)\mathbf{z} - D_2 \mathbf{W}(\mathbf{y}, \lambda)\dot{\lambda} \end{aligned} \right\} \quad (\text{C.1})$$

on the interval $t \in [s, s + \epsilon)$, $\epsilon > 0$ with an initial condition $\mathbf{y}(s) \in G$, $\mathbf{z}(s) \in \mathcal{D}$. Then the right-side derivative of h as a function of time is calculated as

$$\frac{d}{dt^+} h(\mathbf{W}(\mathbf{y}, \lambda) + \mathbf{z}) = Dh(\mathbf{W}(\mathbf{y}, \lambda) + \mathbf{z}) \cdot D_1 \mathbf{W}(\mathbf{y}, \lambda) \mathbf{f}(\mathbf{y}, \lambda) - d^\pm(\mathbf{y}, \mathbf{z}, \lambda) \dot{\lambda} + \mathbf{A}_1(\mathbf{y}, \lambda) \mathbf{z}, \quad (\text{C.2})$$

where

$$d^\pm(\mathbf{y}, \mathbf{z}, \lambda) = \lim_{\delta \downarrow 0} Dh(\mathbf{W}(\mathbf{y}, \lambda) + \mathbf{z}) \cdot (\mathbf{K}(t + \delta, t) - D_2 \mathbf{W}(\mathbf{y}, \lambda)). \quad (\text{C.3})$$

Proof Consider equation (C.1) with solution \mathbf{y} and \mathbf{z} on the interval $[s, s + \epsilon)$. We start with the expression

$$\frac{d}{dt^+} h(\mathbf{W}(\mathbf{y}, \lambda) + \mathbf{z}) \Big|_{t=s} = Dh(\mathbf{W}(\mathbf{y}, \lambda) + \mathbf{z}) \cdot \left(D_1 \mathbf{W}(\mathbf{y}, \lambda) \mathbf{f}(\mathbf{y}, \lambda) + D_2 \mathbf{W}(\mathbf{y}, \lambda) \dot{\lambda} + \frac{d}{dt^+} \mathbf{z} \Big|_{t=s} \right). \quad (\text{C.4})$$

and show that it can be transformed into (C.2). Let us define $\bar{\mathbf{x}} = \mathbf{W}(\mathbf{y}, \lambda) + \mathbf{z}|_{t=s}$. The only unresolved term

$$Dh(\bar{\mathbf{x}}) \cdot \frac{d}{dt^+} \mathbf{z} \Big|_{t=s}$$

is obtained by taking the derivative of

$$Dh(\bar{\mathbf{x}}) \cdot \mathbf{z}(t) = Dh(\bar{\mathbf{x}}) \cdot \left(\mathbf{U}(t, s) \mathbf{z}(s) - \int_s^t \mathbf{K}(t, \tau) \dot{\lambda}(\tau) d\tau \right) \quad (\text{C.5})$$

while assuming constant $\bar{\mathbf{x}}$. The integral in (C.5) is well defined in the Riemann sense, because of assumption (A5) and because $\dot{\lambda}$ is continuous. To simplify notation we define

$$\eta(t, s) = Dh(\bar{\mathbf{x}}) \cdot \mathbf{K}(t, s), \quad (\text{C.6})$$

so that

$$\frac{d}{dt^+} Dh(\bar{\mathbf{x}}) \cdot \mathbf{z}(t) \Big|_{t=s} = Dh(\bar{\mathbf{x}}) \cdot \mathbf{A}_1(\mathbf{y}, \lambda) \mathbf{z}(s) - \frac{d}{dt^+} \left(\int_s^t \eta(t, \tau) \dot{\lambda}(\tau) d\tau \right) \Big|_{t=s}. \quad (\text{C.7})$$

Assumptions (A5) and (A3) imply that $\eta(t, s)$ is continuous for $t > s$, but also allow a discontinuity at $t = s$, which needs to be taken into account. Differentiating the convolution in (C.7) yields

$$\frac{d}{dt} \int_s^t \eta(t, \tau) \dot{\lambda}(\tau) d\tau = \eta(t, t) \dot{\lambda}(t) + \int_s^t D_1 \eta(t, \tau) \dot{\lambda}(\tau) d\tau. \quad (\text{C.8})$$

The integral on the right side of (C.8) is approximated by a Riemann sum

$$\int_s^t D_1 \eta(t, \tau) \dot{\lambda}(\tau) d\tau \approx \sum_{k=0}^{m-1} \delta D_1 \eta(t, s + k\delta + c_k) \dot{\lambda}(s + k\delta + c_k) + \mathcal{O}(\delta m^{-1}),$$

where $\delta = (t - s)/m$, $m > 1$ is an integer and $c_k \in (0, \delta)$. We use finite differences to approximate the derivative

$$D_1 \eta(t, s + k\delta + c_k) \approx \delta^{-1} (\eta(t + c_k, s + k\delta + c_k) - \eta(t - \delta + c_k, s + k\delta + c_k)).$$

The scheme of the finite difference is such that for $k = m - 1$ the second and first argument of η are equal in one of the terms, i.e., $t - \delta + c_k = s + k\delta + c_k$, which takes into account the discontinuity of η . If this discontinuity is not taken into account, the integral in the limit $t \downarrow s$ would vanish. In summary we have the integral

$$\int_s^t D_1 \eta(t, \tau) \dot{\lambda}(\tau) d\tau \approx \sum_{k=0}^{m-1} (\eta(t + c_k, s + k\delta + c_k) - \eta(t - \delta + c_k, s + k\delta + c_k)) \dot{\lambda}(s + k\delta + c_k).$$

Taking the limit $t \downarrow s$, is the same as $\delta \downarrow 0$, hence we calculate that

$$\lim_{\delta \downarrow 0} \eta(t + c_k, s + k\delta + c_k) - \eta(t - \delta + c_k, s + k\delta + c_k) = \begin{cases} 0 & k < m - 1 \\ \lim_{t \downarrow s} \eta(t, s) - \eta(s, s) & k = m - 1 \end{cases},$$

which implies that

$$\lim_{t \downarrow s} \int_s^t D_1 \eta(t, \tau) \dot{\lambda}(\tau) d\tau = \left(\lim_{t \downarrow s} \eta(t, s) - \eta(s, s) \right) \dot{\lambda}(s).$$

Using the definition of η and formula (C.8) gives

$$\begin{aligned} \frac{d}{dt^+} \left(\int_s^t \eta(t, \tau) \dot{\lambda}(\tau) d\tau \right) \Big|_{t=s} &= \cancel{\eta(s, s)} \dot{\lambda}(s) + \left(\lim_{t \downarrow s} \eta(t, s) - \cancel{\eta(s, s)} \right) \dot{\lambda}(s) \\ &= \lim_{t \downarrow s} Dh(\bar{\mathbf{x}}) \cdot \mathbf{K}(t, s) \dot{\lambda}(s), \end{aligned}$$

which in turn is put into (C.4)

$$\begin{aligned} \frac{d}{dt^+} h(\mathbf{W}(\mathbf{y}, \lambda) + \mathbf{z}) &= Dh(\mathbf{W}(\mathbf{y}, \lambda) + \mathbf{z}) \cdot \left(D_1 \mathbf{W}(\mathbf{y}, \lambda) \mathbf{f}(\mathbf{y}, \lambda) + D_2 \mathbf{W}(\mathbf{y}, \lambda) \dot{\lambda} + \mathbf{A}_1(\mathbf{y}, \lambda) \mathbf{z}(s) \right) \\ &\quad - \lim_{t \downarrow s} Dh(\bar{\mathbf{x}}) \cdot \mathbf{K}(t, s) \dot{\lambda}. \end{aligned}$$

This proves lemma 4.10. \square

We now prove theorem 4.13.

Proof Proof of theorem 4.13. We want to derive $\dot{\lambda}$ from the constraint $h(\bar{\mathbf{x}}) = 0$, where $\bar{\mathbf{x}} = \mathbf{W}(\mathbf{y}, \lambda) + \mathbf{z}$. We take the time derivative $\frac{d}{dt^{\pm}} h(\mathbf{W}(\mathbf{y}, \lambda) + \mathbf{z}) = 0$ and use the expression (C.2) to solve for

$$\dot{\lambda} = \frac{1}{d^{\pm}(\mathbf{y}, \mathbf{z}, \lambda)} Dh(\bar{\mathbf{x}}) \cdot (D_1 \mathbf{W}(\mathbf{y}, \lambda) \mathbf{f}(\mathbf{y}, \lambda) + \mathbf{A}_1(\mathbf{y}, \lambda) \mathbf{z}(t)). \quad (\text{C.9})$$

This concludes the first step of the proof. We now demonstrate that $\dot{\lambda}$ is indeed continuous. We only need to recall that the formal solution for any history of λ is

$$\mathbf{z}(t) = \mathbf{U}(t, s) \mathbf{z}(s) - \int_s^t \mathbf{K}(t, \tau) \dot{\lambda}(\tau) d\tau,$$

which allows us to write that

$$Dh(\bar{\mathbf{x}}) \cdot \mathbf{A}_1(\mathbf{y}, \lambda) \mathbf{z}(t) = \frac{d}{dt} Dh(\bar{\mathbf{x}}) \cdot \mathbf{U}(t, s) \mathbf{z}(s) - \int_s^t \frac{d}{dt} Dh(\bar{\mathbf{x}}) \cdot \mathbf{K}(t, \tau) \dot{\lambda}(\tau) d\tau. \quad (\text{C.10})$$

Under the assumptions of theorem 4.13, the expression (C.10) is continuous in t and so is (C.9), which concludes the second part of the proof.

Finally, we need to show that if $Dh(\bar{\mathbf{x}}) \cdot (D_1 \mathbf{W}(\mathbf{y}, \lambda) \mathbf{f}(\mathbf{y}, \lambda) + \mathbf{A}_1(\mathbf{y}, \lambda) \mathbf{z}(t)) \neq 0$, trajectories cross Σ^{\pm} . This renders trajectories unique as they pass through Σ^{\pm} . Indeed, if $\frac{d}{dt^{\pm}} h$ outside of Σ and $\dot{\lambda}$ inside of Σ , but right on the boundary Σ^{\pm} , have the same sign, trajectories cross Σ^{\pm} . We only need to evaluate (4.30) with $\dot{\lambda} = 0$ and compare that to formula (C.9). The two values differ by the factor $d^{\pm}(\mathbf{y}, \mathbf{z}, \lambda)$, hence if $d^{\pm}(\mathbf{y}, \mathbf{z}, \lambda) > 0$ and $Dh(\bar{\mathbf{x}}) \cdot (D_1 \mathbf{W}(\mathbf{y}, \lambda) \mathbf{f}(\mathbf{y}, \lambda) + \mathbf{A}_1(\mathbf{y}, \lambda) \mathbf{z}(t)) \neq 0$, trajectories cross Σ^{\pm} and solutions are unique. \square

References

1. P. W. Bates, K. Lu, and C. Zeng. Existence and persistence of invariant manifolds for semiflows in Banach space. *Memoirs of the American Mathematical Society*, 135(645), 1998.
2. P. Benner, A. Cohen, M. Ohlberger, and K. Willcox. *Model Reduction and Approximation: Theory and Algorithms*. Computational Science and Engineering. SIAM, 2017.
3. X. Cabré, E. Fontich, and R. de la Llave. The parameterization method for invariant manifolds I: Manifolds associated to non-resonant subspaces. *Indiana Univ. Math. J.*, 52:283–328, 2003.
4. P. T. Cardin, P. R. da Silva, and M. A. Teixeira. On singularly perturbed filippov systems. *European Journal of Applied Mathematics*, 24(6):835–856, 2013. doi:10.1017/S0956792513000211.
5. P. T. Cardin, J. R. de Moraes, and P. R. da Silva. Persistence of periodic orbits with sliding or sewing by singular perturbation. *Journal of Mathematical Analysis and Applications*, 423(2):1166 – 1182, 2015. doi:10.1016/j.jmaa.2014.10.023.
6. J. Carr. *Applications of Centre Manifold Theory*. Applied Mathematical Sciences. Springer, 1981.
7. E.A. Coddington and N. Levinson. *Theory of ordinary differential equations*. McGraw-Hill, 1955.
8. A. Colombo and M. Jeffrey. Nondeterministic chaos, and the two-fold singularity in piecewise smooth flows. *SIAM Journal on Applied Dynamical Systems*, 10(2):423–451, 2011. doi:10.1137/100801846.
9. S. Coombes, R. Thul, and K.C.A. Wedgwood. Nonsmooth dynamics in spiking neuron models. *Physica D: Nonlinear Phenomena*, 241(22):2042 – 2057, 2012. doi:10.1016/j.physd.2011.05.012.
10. G. da Prato and E. Sinestrari. Non autonomous evolution operators of hyperbolic type. *Semigroup Forum*, 45(1):302, 1992. doi:10.1007/BF03025772.
11. M. F. Danca. Synchronization of switch dynamical systems. *International Journal of Bifurcation and Chaos in Applied Sciences and Engineering*, 12(8):1813–1826, 2002. doi:10.1142/S0218127402005522.

12. P. DeLellis, M. di Bernardo, and D. Liuzza. Convergence and synchronization in heterogeneous networks of smooth and piecewise smooth systems. *Automatica*, 56:1 – 11, 2015. doi:10.1016/j.automatica.2015.03.003.
13. M. di Bernardo, C. Budd, and A. Champneys. Grazing, skipping and sliding: Analysis of the non-smooth dynamics of the DC/DC buck converter. *Nonlinearity*, 11(4):859, 1998. doi:10.1088/0951-7715/11/4/007.
14. M. di Bernardo, C. Budd, A. R. Champneys, and P. Kowalczyk. *Piecewise-smooth Dynamical Systems: Theory and Applications*. Springer, 2008.
15. O. Diekmann and H.-O. Walther S. A. van Gils, S. M. V. Lunel. *Delay equations*. Springer-Verlag New York, 1995.
16. N. Fenichel. Persistence and smoothness of invariant manifolds for flows. *Indiana Univ. Math. J.*, 21:193–226, 1972.
17. A. F. Filippov and F. M. Arscott. *Differential Equations with Discontinuous Righthand Sides: Control Systems*. Mathematics and its Applications. Springer, 2010.
18. L. M. Fridman. Singularly perturbed analysis of chattering in relay control systems. *IEEE Transactions on Automatic Control*, 47(12):2079–2084, 2002. doi:10.1109/TAC.2002.805672.
19. L. Glass and S. A. Kauffman. The logical analysis of continuous, non-linear biochemical control networks. *Journal of Theoretical Biology*, 39(1):103 – 129, 1973. doi:10.1016/0022-5193(73)90208-7.
20. P. A. Glendinning and M. R. Jeffrey. An introduction to piecewise smooth dynamics. In *Advanced Courses in Mathematics - CRM Barcelona*. Birkhäuser, 2017.
21. M. E. Gurtin and E. Sternberg. A note on uniqueness in classical elastodynamics. *Quarterly of Applied Mathematics*, 19(2):169–171, 1961.
22. G. Haller and S. Ponsioen. Nonlinear normal modes and spectral submanifolds: existence, uniqueness and use in model reduction. *Nonlinear Dynamics*, pages 1–42, 2016. doi:10.1007/s11071-016-2974-z.
23. G. Haller and S. Ponsioen. Exact model reduction by a slow–fast decomposition of nonlinear mechanical systems. *Nonlinear Dynamics*, 90(1):617–647, 2017. doi:10.1007/s11071-017-3685-9.
24. E. M. Izhikevich. Simple model of spiking neurons. *IEEE Transactions on Neural Networks*, 14(6):1569–1572, 2003. doi:10.1109/TNN.2003.820440.
25. M. R. Jeffrey. Smoothing tautologies, hidden dynamics, and sigmoid asymptotics for piecewise smooth systems. *Chaos: An Interdisciplinary Journal of Nonlinear Science*, 25(10):103125, 2015. doi:10.1063/1.4934204.
26. T. Kanamaru. Van der Pol oscillator. *Scholarpedia*, 2(1):2202, 2007. revision #138698. doi:10.4249/scholarpedia.2202.
27. C. Kane, E.A. Repetto, M. Ortiz, and J.E. Marsden. Finite element analysis of nonsmooth contact. *Computer Methods in Applied Mechanics and Engineering*, 180(1):1 – 26, 1999. doi:10.1016/S0045-7825(99)00034-1.
28. E. Kausel. *Fundamental Solutions in Elastodynamics: A Compendium*. Cambridge University Press, 2006.
29. K. U. Kristiansen. Blowup for flat slow manifolds. *Nonlinearity*, 30(5):2138, 2017. doi:10.1088/1361-6544/aa6449.
30. K. U. Kristiansen and S. J. Hogan. On the use of blowup to study regularizations of singularities of piecewise smooth dynamical systems in \mathbb{R}^3 . *SIAM Journal on Applied Dynamical Systems*, 14(1):382–422, 2015. doi:10.1137/140980995.
31. C. Kuehn. *Multiple Time Scale Dynamics*. Applied Mathematical Sciences. Springer, 2015.
32. Y. Kuznetsov. *Elements of Applied Bifurcation Theory*. Springer-Verlag, 3rd edition, 2004.
33. L. Levaggi. Infinite dimensional systems, sliding motions. *European Journal of Control*, 8(6):508–516, 2002. doi:10.3166/ejc.8.508-516.
34. L. Levaggi. Sliding modes in Banach spaces. *Diff. Integr. Equat.*, 15(2):167–189, 2002.
35. J. M. Londoño, G. Serino, and M. di Bernardo. Existence and stability of limit cycles in a delayed dry-friction oscillator. *Nonlinear Dynamics*, 67(1):483–496, 2012. doi:10.1007/s11071-011-9997-2.
36. P. Magal and S. Ruan. On semilinear Cauchy problems with non-dense domain. *Adv. Differential Equations*, 14(11/12):1041–1084, 2009.
37. J. A. C. Martins and J. T. Oden. Existence and uniqueness results for dynamic contact problems with nonlinear normal and friction interface laws. *Nonlinear Analysis*, 11(3):407–428, 1987. doi:10.1016/0362-546X(87)90055-1.

38. M. E. McIntyre and J. Woodhouse. On the fundamentals of bowed-string dynamics. *Acustica*, 43(2):93–108, 1979.
39. T. Mestl, E. Plahte, and S. W. Omholt. A mathematical framework for describing and analysing gene regulatory networks. *Journal of Theoretical Biology*, 176(2):291 – 300, 1995. doi:10.1006/jtbi.1995.0199.
40. J. A. J. Metz and O. Diekmann. *The Dynamics of Physiologically Structured Populations*. Lecture Notes in Biomathematics. Springer-Verlag, 1986.
41. F. Neubrander. Integrated semigroups and their applications to the abstract Cauchy problem. *Pac. J. Math.*, 135(1):111–155, 1988. doi:10.2140/pjm.1988.135.111.
42. M. Oestreich, N. Hinrichs, and K. Popp. Dynamics of oscillators with impact and friction. *Chaos, Solitons & Fractals*, 8(4):535–558, 1997.
43. Yu. Orlov. Sliding mode control in Banach space. *IFAC Proceedings Volumes*, 28(14):473 – 476, 1995. 3rd IFAC Symposium on Nonlinear Control Systems Design 1995, Tahoe City, CA, USA, 25-28 June 1995. doi:10.1016/S1474-6670(17)46874-1.
44. Yu. V. Orlov and V. I. Utkin. Sliding mode control in indefinite-dimensional systems. *Automatica*, 23(6):753 – 757, 1987. doi:10.1016/0005-1098(87)90032-X.
45. A. Pazy. *Semigroups of Linear Operators and Applications to Partial Differential Equations*. Springer-Verlag New York, 1983.
46. S. S. Rao. *Mechanical Vibrations*. Prentice Hall, 2016.
47. J. Sieber. Dynamics of delayed relay systems. *Nonlinearity*, 19(11):2489, 2006.
48. J. Sieber and P. Kowalczyk. Small-scale instabilities in dynamical systems with sliding. *Physica D*, 239(1-2):44–57, 2010. doi:10.1016/j.physd.2009.10.003.
49. G. V. Smirnov. *Introduction to the theory of differential inclusions*, volume 41 of *Graduate Studies in Mathematics*. American Mathematical Society, Providence, RI, 2002.
50. J. Sotomayor and M. A. Teixeira. Regularization of discontinuous vectorfields. In *Equadiff 95, International Conference on Differential Equations*, pages 207–223, 1998.
51. R. Szalai. Modelling elastic structures with strong nonlinearities with application to stick-slip friction. *Proc. R. Soc. A*, 470(2161), 2014. doi:10.1098/rspa.2013.0593.
52. R. Szalai and M. R. Jeffrey. Nondeterministic dynamics of a mechanical system. *Phys. Rev. E*, 90:022914, Aug 2014. doi:10.1103/PhysRevE.90.022914.
53. R. Szalai and H. Osinga. Arnol’d tongues arising from a grazing-sliding bifurcation. *SIAM Journal on Applied Dynamical Systems*, 8(4):1434–1461, 2009. doi:10.1137/09076235X.
54. R. Szalai and H. M. Osinga. Invariant polygons in systems with grazing-sliding. *Chaos: An Interdisciplinary Journal of Nonlinear Science*, 18(2):023121, 2008.
55. M. A. Teixeira. On topological stability of divergent diagrams of folds. *Mathematische Zeitschrift*, 180(2):361–371, 1982. doi:10.1007/BF01214176.
56. H. R. Thieme. “integrated semigroups” and integrated solutions to abstract Cauchy problems. *Journal of Mathematical Analysis and Applications*, 152(2):416 – 447, 1990. doi:10.1016/0022-247X(90)90074-P.
57. H. R. Thieme. Differentiability of convolutions, integrated semigroups of bounded semi-variation, and the inhomogeneous Cauchy problem. *Journal of Evolution Equations*, 8(2):283–305, 2008. doi:10.1007/s00028-007-0355-2.
58. V. I. Utkin. *Sliding Modes in Control and Optimization*. Communication and control engineering series. Springer-Verlag, 1992.
59. M. Wechselberger. Existence and bifurcation of canards in \mathbb{R}^3 in the case of a folded node. *SIAM Journal on Applied Dynamical Systems*, 4(1):101–139, 2005. doi:10.1137/030601995.
60. M. Wechselberger. À propos de canards (Apropos canards). *Trans. Amer. Math. Soc.*, 364(6):3289–3309, 2012.
61. D. Weiss, T. Küpper, and H. A. Hosham. Invariant manifolds for nonsmooth systems. *Physica D: Nonlinear Phenomena*, 241(22):1895 – 1902, 2012. doi:10.1016/j.physd.2011.07.012.
62. D. Weiss, T. Küpper, and H. A. Hosham. Invariant manifolds for nonsmooth systems with sliding mode. *Mathematics and Computers in Simulation*, 110:15 – 32, 2015. doi:10.1016/j.matcom.2014.02.004.