

THE EVOLUTION OF POSITIVELY CURVED INVARIANT RIEMANNIAN METRICS ON THE WALLACH SPACES UNDER THE RICCI FLOW

N. A. ABIEV AND YU.G. NIKONOROV

ABSTRACT. This paper is devoted to the study of the evolution of positively curved metrics on the Wallach spaces $SU(3)/T_{\max}$, $Sp(3)/Sp(1) \times Sp(1) \times Sp(1)$, and $F_4/Spin(8)$. We prove that for all Wallach spaces, the normalized Ricci flow evolves all generic invariant Riemannian metrics with positive sectional curvature into metrics with mixed sectional curvature. Moreover, we prove that for the spaces $Sp(3)/Sp(1) \times Sp(1) \times Sp(1)$ and $F_4/Spin(8)$, the normalized Ricci flow evolves all generic invariant Riemannian metrics with positive Ricci curvature into metrics with mixed Ricci curvature. We also get similar results for some more general homogeneous spaces.

Key words and phrases: Wallach space, generalized Wallach space, Riemannian metric, Ricci curvature, Ricci flow, scalar curvature, sectional curvature, planar dynamical system, singular point.

2010 Mathematics Subject Classification: 53C30 (primary), 53C44, 37C10, 34C05 (secondary).

INTRODUCTION AND THE MAIN RESULTS

The study of Riemannian manifolds with positive sectional curvature has a long history. There are very few known examples, many of them are homogeneous. Homogeneous Riemannian manifolds consist, apart from the rank one symmetric spaces, of certain homogeneous spaces in dimensions 6, 7, 12, 13 and 24 due to Berger [9], Wallach [36], and Aloff–Wallach [4]. The homogeneous spaces which admit homogeneous metrics with positive sectional curvature have been classified in [8, 9, 36]. As was recently observed by J. A. Wolf and M. Xu [38], there is a gap in Bérard Bergery’s classification of odd dimensional positively curved homogeneous spaces in the case of the Stiefel manifold $Sp(2)/U(1) = SO(5)/SO(2)$. A refined proof of the suitable result was obtained by B. Wilking, see Theorem 5.1 in [38]. The recent paper [37] by B. Wilking and W. Ziller gives a new and short proof of the classification of homogeneous manifolds of positive curvature. A detailed exposition of various results on the set of invariant metrics with positive sectional curvature, the best pinching constant, and full connected isometry groups could be found in the papers [28, 30, 31, 32, 33, 34, 35].

It is a natural type of problems to investigate whether or not the positiveness of the sectional curvature or positiveness of the Ricci curvature is preserved under the Ricci flow [10, 18]. A recent survey on the evolution of positively curved Riemannian metrics under the Ricci flow could be found in [23]. Interesting results on the evolution of invariant Riemannian metrics could also be found in the papers [11, 13, 14, 17, 20, 21, 27, 36] and the references therein. Sometimes it is helpful to use the (volume) normalized Ricci flow, see details e. g. on pp. 259–260 of [18]. The main object of our study in this paper are *the Wallach spaces*

$$\begin{aligned} W_6 &:= SU(3)/T_{\max}, \\ W_{12} &:= Sp(3)/Sp(1) \times Sp(1) \times Sp(1), \\ W_{24} &:= F_4/Spin(8) \end{aligned} \tag{1}$$

that admit invariant Riemannian metrics of positive sectional curvature [36]. Note that the Wallach spaces are the total spaces of the following submersions: $S^2 \rightarrow W_6 \rightarrow \mathbb{C}\mathbb{P}^2$, $S^4 \rightarrow W_{12} \rightarrow \mathbb{H}\mathbb{P}^2$, $S^8 \rightarrow W_{24} \rightarrow \text{Ca}\mathbb{P}^2$. The present paper is devoted to a detailed analysis of evolutions of positively curved metrics under the normalized Ricci flow on all Wallach spaces.

On the given Wallach space G/H , the space of invariant metric depends on three positive parameters x_1, x_2, x_3 (see (3) below). The subspace of invariant metrics satisfying $x_i = x_j$ for some $i \neq j$, is invariant under the normalized Ricci flow, because these special metrics have a larger connected isometry group. Indeed, such a metric (x_1, x_2, x_3) admits additional isometries generated by the right action of the group $K \subset G$ with the Lie algebra $\mathfrak{k} := \mathfrak{h} \oplus \mathfrak{p}_k$, $\{i, j, k\} = \{1, 2, 3\}$, see details in [25]. All such metrics are related to the above mentioned submersions of the form $K/H \rightarrow G/H \rightarrow G/K$, coming from inclusions $H \subset K \subset G$, see e. g. [10, Chapter 9]. In what follows we call these metrics *exceptional* or *submersion metrics*. These metrics constitute three one-parameter families up to a homothety. All other metrics we call *generic* or *non-exceptional*. Our first main result is the following

Theorem 1. *On the Wallach spaces W_6, W_{12} , and W_{24} , the normalized Ricci flow evolves all generic metrics with positive sectional curvature into metrics with mixed sectional curvature.*

Moreover, we will show that the normalized Ricci flow removes every generic metric from the set of metrics with positive sectional curvature in a finite time and does not return it back to this set. This finite time depends of the initial points and could be as long as we want, see details in Section 2.

Theorem 1 easily implies the following result obtained in [16]: on the Wallach spaces W_6, W_{12} , and W_{24} , the normalized Ricci flow evolves some metrics with positive sectional curvature into metrics with mixed sectional curvature. Our second main result is related to the evolution of metrics with positive Ricci curvature.

Theorem 2. *On the Wallach spaces W_{12} and W_{24} , the normalized Ricci flow evolves all generic metrics with positive Ricci curvature into metrics with mixed Ricci curvature.*

Moreover, the normalized Ricci flow removes every generic metric from the set of metrics with positive Ricci curvature in a finite time and does not return it back to this set. This finite time depends of the initial points and could be as long as we want. Note also that the normalized Ricci flow can evolve some metrics with mixed Ricci curvature to metrics with positive Ricci curvature. Moreover, there is a non-extendable integral curve of the normalized Ricci flow with exactly one metric of non-negative Ricci curvature, see details in Section 3.

In the paper [13], C. Böhm and B. Wilking studied (in particular) some properties of the (normalized) Ricci flow on the Wallach space W_{12} . They proved that the (normalized) Ricci flow on W_{12} evolves certain positively curved metrics into metrics with mixed Ricci curvature (see Theorem 3.1 in [13]). The same assertion for the space W_{24} obtained by Man-Wai Cheung and N. R. Wallach in [16] (see Theorem 3 in [16]). On the other hand, it was proved in Theorem 8 of [16] that every invariant metric with positive sectional curvature on the space W_6 retains positive Ricci curvature under the Ricci flow. Hence, Theorem 2 fails for W_6 . Note also that for some invariant metrics with positive Ricci curvature on W_6 , the Ricci flow can evolve them to metrics with mixed Ricci curvature, see Theorem 3 in [16] or Remark 6 below. The principal distinction between W_6 and two other Wallach spaces is explained in Lemma 5 and Remark 4. We emphasize that the special status of W_6 follows from Proposition 1 and the description of the boundary of R , the set of metrics with positive Ricci curvature (17).

We briefly describe the evolution of submersion metrics under the normalized Ricci flow. Without loss of generality we may consider the family $(x_1, x_2, x_3) = (x^{-1/3}, x^{-1/3}, x^{2/3})$, $x \in \mathbb{R}_+$, see (3).

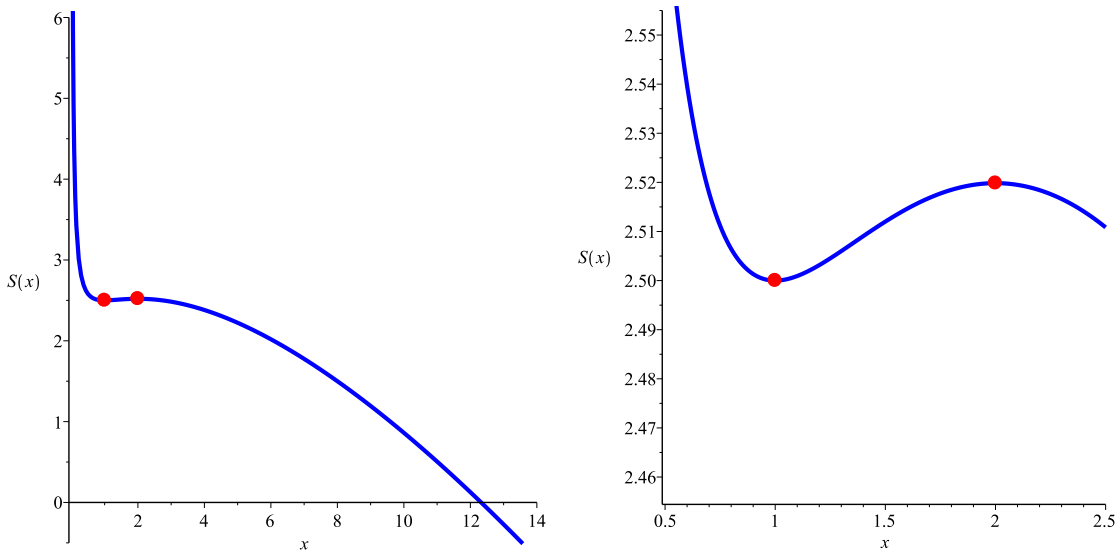


FIGURE 1. The scalar curvature of submersion metrics on the Wallach space W_6 : the point $x = 1$ (the normal metric) is a local minimum, the point $x = 2$ (the Kähler – Einstein metric) is a local maximum.

It comes from changing the scaling of the fibre and the base with keeping of the volume. Here x is the ratio of the multiples of the normal metric on the fibre and on the base. Since this family is invariant under the Ricci flow, the behavior of the Ricci flow can be read off the behavior of the scalar curvature function $S(x)$. The point $x = 1$ (the normal metric) is a local minimum and the second Einstein metric (which is the Kähler – Einstein for W_6) is a local maximum. It is well-known, that when starting with the normal homogeneous metric and shrinking the fibre (i. e. $x < 1$), these metrics will have positive sectional curvature, moreover, $S(x) \rightarrow \infty$ as $x \rightarrow 0$. Note also that the non-normal Einstein metric has positive Ricci curvature but mixed sectional curvature. It is clear also that $S(x) < 0$ for sufficiently large x . This give us qualitative picture of the Ricci flow's behavior on submersion metrics. We illustrate this by Figure 1 for W_6 , see also Figure 7 for a more general context. Taking into account this description, we preferably deal with generic invariant metrics on the Wallach spaces. More general constructions of the canonical variation for submersion metrics one can find in [10, 9.72].

In the papers [2] and [3], the authors studied the normalized Ricci flow equation

$$\frac{\partial}{\partial t} \mathbf{g}(t) = -2\text{Ric}_{\mathbf{g}} + 2\mathbf{g}(t) \frac{S_{\mathbf{g}}}{n} \quad (2)$$

on one special class of Riemannian manifolds M^n called generalized Wallach spaces (or three-locally-symmetric spaces in other terms) according to the definitions of [22] and [26], where $\mathbf{g}(t)$ means a 1-parameter family of Riemannian metrics, $\text{Ric}_{\mathbf{g}}$ is the Ricci tensor and $S_{\mathbf{g}}$ is the scalar curvature of the Riemannian metric \mathbf{g} . Generalized Wallach spaces are characterized as compact homogeneous spaces G/H whose isotropy representation decomposes into a direct sum $\mathfrak{p} = \mathfrak{p}_1 \oplus \mathfrak{p}_2 \oplus \mathfrak{p}_3$ of three $\text{Ad}(H)$ -invariant irreducible modules satisfying $[\mathfrak{p}_i, \mathfrak{p}_i] \subset \mathfrak{h}$ ($i \in \{1, 2, 3\}$) [22, 24]. The complete classification of generalized Wallach spaces is obtained recently (independently) in the papers [15] and [25]. For a fixed bi-invariant inner product $\langle \cdot, \cdot \rangle$ on the Lie algebra \mathfrak{g} of the Lie group G , any

G -invariant Riemannian metric \mathbf{g} on G/H is determined by an $\text{Ad}(H)$ -invariant inner product

$$(\cdot, \cdot) = x_1 \langle \cdot, \cdot \rangle|_{\mathfrak{p}_1} + x_2 \langle \cdot, \cdot \rangle|_{\mathfrak{p}_2} + x_3 \langle \cdot, \cdot \rangle|_{\mathfrak{p}_3}, \quad (3)$$

where x_1, x_2, x_3 are positive real numbers. Therefore, the space of such metrics is 2-dimensional up to a scale factor. Any metric with $x_1 = x_2 = x_3$ is called *normal*, whereas the metric with $x_1 = x_2 = x_3 = 1$ is called *standard* or *Killing*. Metrics with pairwise distinct x_i , $i = 1, 2, 3$, we call generic as in the case of the Wallach spaces.

The Ricci curvature of the metric (3) could be easily expressed in terms of special constants a_1 , a_2 , and a_3 , that determine a given generalized Wallach space, see details e. g. in [2]. Note that $a_1 = a_2 = a_3 =: a$ and $\dim(\mathfrak{p}_1) = \dim(\mathfrak{p}_2) = \dim(\mathfrak{p}_3) =: \mathbf{d}$ for the Wallach spaces W_6 , W_{12} , and W_{24} . Moreover, for these spaces, a is equal to $1/6$, $1/8$, $1/9$ and \mathbf{d} is equal to 2, 4, 8 respectively.

It should be noted that Theorem 2 can be extended to some other generalized Wallach spaces.

Theorem 3. *Let G/H be a generalized Wallach space with $a_1 = a_2 = a_3 =: a$, where $a \in (0, 1/4) \cup (1/4, 1/2)$. If $a < 1/6$, then the normalized Ricci flow evolves all generic metrics with positive Ricci curvature into metrics with mixed Ricci curvature. If $a \in (1/6, 1/4) \cup (1/4, 1/2)$, then the normalized Ricci flow evolves all generic metrics into metrics with positive Ricci curvature.*

For instance, the spaces $Sp(3k)/Sp(k) \times Sp(k) \times Sp(k)$ correspond to the case $a = \frac{k}{6k+2} < 1/6$, whereas the spaces $SO(3k)/SO(k) \times SO(k) \times SO(k)$, $k > 2$, correspond to the case $1/6 < a = \frac{k}{6k-4} < 1/4$. Note also that $SO(6)/SO(2) \times SO(2) \times SO(2)$ corresponds to $a = 1/4$, that is a very special case of generalized Wallach spaces with a unique Einstein invariant metric up to a homothety, and $SO(3)$ correspond to $a = 1/2$, the maximal possible value for $a = a_1 = a_2 = a_3$, see details in [2] and [3]. It is interesting also that $1/9$ is the minimal possible value for $a = a_1 = a_2 = a_3$ among non-symmetric generalized Wallach spaces, see [25].

It should also be noted that there are many generalized Wallach spaces with $a = 1/6$, for example, the spaces $SU(3k)/S(U(k) \times U(k) \times U(k))$. All these spaces are Kähler C-spaces, see [25]. We state the following result, that generalizes Theorem 8 of [16].

Theorem 4. *Let G/H be a generalized Wallach space with $a_1 = a_2 = a_3 = 1/6$. Suppose that it is supplied with the invariant Riemannian metric (3) such that $x_k < x_i + x_j$ for all indices with $\{i, j, k\} = \{1, 2, 3\}$, then the normalized Ricci flow on G/H with this metric as the initial point, preserves the positivity of the Ricci curvature.*

It should be noted that $x_k = x_i + x_j$ is just the unstable manifold of the Kähler – Einstein metric for all generalized Wallach spaces with $a = 1/6$.

Note that our results correlate with the results of the papers [13] and [16], but our approach is mainly based on a more detailed study of the asymptotic behavior of integral curves of the normalized Ricci flow for $t \rightarrow \infty$, see Proposition 1. Another important ingredient is an useful and detailed description of metrics with positive sectional and positive Ricci curvature. The set of metrics with positive sectional curvature are described in details in Section 2, which is based on the original paper [31] of F. M. Valiev. The comprehensive description of the set of metrics with positive Ricci curvature is given in Section 3. We hope that our illustrations help to imagine and “feel” these important sets of metrics.

The paper is organized as follows: In Section 1 we reduce the normalized Ricci flow equation (2) to the system of ODE’s (8) and get some important properties of solutions of this system. In Section 2 we study the evolution of metrics with positive sectional curvature and prove Theorem 1. The next section, where Theorem 2, Theorem 3, and Theorem 4 are proved, is devoted to the evolution of metrics with positive Ricci curvature. In the final section we briefly discuss the

evolution of invariant metrics with positive scalar curvature and give additional illustrations of the behavior of normalized Ricci flow on the Wallach spaces.

1. REDUCTION OF THE NORMALIZED RICCI FLOW EQUATION TO A SYSTEM OF ODE'S

Recall that $\dim(\mathfrak{p}_1) = \dim(\mathfrak{p}_2) = \dim(\mathfrak{p}_3) =: \mathbf{d}$ for the Wallach spaces W_6 , W_{12} , and W_{24} , where $\mathbf{d} = 2$, $\mathbf{d} = 4$, and $\mathbf{d} = 8$ respectively. As noted above, the Ricci curvature of the metric (3) for these spaces could be easily expressed in the term of a special constant a , that is equal to $1/6$, $1/8$, and $1/9$ respectively, see details e. g. in [2]. Note that in [16], the Wallach spaces (1) are characterized by the values of \mathbf{d} , which is connected with our a by the relation $a = \frac{\mathbf{d}}{10\mathbf{d}-8}$. Note also that the formulae below are valid also for all generalized Wallach spaces with the property $\dim(\mathfrak{p}_1) = \dim(\mathfrak{p}_2) = \dim(\mathfrak{p}_3) =: \mathbf{d}$, which is equivalent to $a_1 = a_2 = a_3 =: a$ (see [2]). We will consider such spaces only for $a \in (0, 1/4) \cup (1/4, 1/2)$, because every generalized Wallach space with $a = 1/4$ admits a unique Einstein metric up to a homothety, see [2] for detailed discussion.

Recall that the Ricci operator Ric of the metric (3) is given by

$$\text{Ric} = \mathbf{r}_1 \text{Id}|_{\mathfrak{p}_1} + \mathbf{r}_2 \text{Id}|_{\mathfrak{p}_2} + \mathbf{r}_3 \text{Id}|_{\mathfrak{p}_3},$$

where

$$\mathbf{r}_i := \frac{x_j x_k + a(x_i^2 - x_j^2 - x_k^2)}{2x_1 x_2 x_3}$$

are the principal Ricci curvatures, $\{i, j, k\} = \{1, 2, 3\}$. Hence, the scalar curvature of this metric is

$$S = \mathbf{d} \cdot \frac{x_1 x_2 + x_1 x_3 + x_2 x_3 - a(x_1^2 + x_2^2 + x_3^2)}{2x_1 x_2 x_3}.$$

By using the above equalities, the (volume) normalized Ricci flow equation (2) on the Wallach spaces can be reduced to a system of ODE's of the following form:

$$\frac{dx_i}{dt} = -2x_i(t) \left(\mathbf{r}_i - \frac{S}{n} \right), \quad i = 1, 2, 3, \quad (4)$$

where $n = \dim(\mathfrak{p}_1) + \dim(\mathfrak{p}_2) + \dim(\mathfrak{p}_3) = 3\mathbf{d}$.

Note that the metric (3) has the same volume as the standard metric if and only if $x_1 x_2 x_3 = 1$. It suffices to prove Theorems 1, 2, 3, and 4 only for invariant metrics with

$$\text{Vol} = x_1 x_2 x_3 \equiv 1. \quad (5)$$

Indeed, the case of general volume is reduced to this one by a suitable homothety. This observation is the main argument to apply the normalized Ricci flow instead of the non-normalized Ricci flow in the case of the Wallach spaces, as far as in the case of generalized Wallach spaces, see details in [2] and [3].

It is easy to check that $\text{Vol} = x_1 x_2 x_3$ from (5) is a first integral of the system (4). Therefore, we can reduce (4) to the following system of two differential equations on the surface (5):

$$\begin{aligned} \frac{dx_1}{dt} &= (x_1 x_2^{-1} + x_1^2 x_2 - 2) - 2ax_1 (2x_1^2 - x_2^2 - x_1^{-2} x_2^{-2}), \\ \frac{dx_2}{dt} &= (x_2 x_1^{-1} + x_1 x_2^2 - 2) - 2ax_2 (2x_2^2 - x_1^2 - x_1^{-2} x_2^{-2}). \end{aligned} \quad (6)$$

For our goals we need also a system of ODE's obtaining in scale invariant variables

$$w_1 := \frac{x_3}{x_1}, \quad w_2 := \frac{x_3}{x_2}. \quad (7)$$

Since (4) is autonomous and

$$\frac{1}{w_i} \frac{dw_i}{dt} = \frac{1}{x_3} \frac{dx_3}{dt} - \frac{1}{x_i} \frac{dx_i}{dt} = -2(\mathbf{r}_3 - \mathbf{r}_i),$$

for $i = 1, 2$, then (4) can be reduced to the following system for $w_1 > 0$ and $w_2 > 0$:

$$\begin{aligned} \frac{dw_1}{dt} &= f(w_1, w_2) := (w_1 - 1)(w_1 - 2aw_1w_2 - 2aw_2), \\ \frac{dw_2}{dt} &= g(w_1, w_2) := (w_2 - 1)(w_2 - 2aw_1w_2 - 2aw_1), \end{aligned} \quad (8)$$

where $t := tx_3$ is a new time-parameter not changing integral curves and their orientation ($x_3 > 0$).

In the first version of this paper (see [1]), we used the system (6) as the main tool, but here we deal with (8) preferably according to the referee advice. Comparisons show that the system (8) in the scale invariant variables (w_1, w_2) is more convenient in order to prove our main theorems. On the other hand, we prefer to give visual interpretations of the results in both coordinate systems (w_1, w_2) and (x_1, x_2) . Further we will follow this strategy.

1.1. Singular points and invariant curves of the system (8). The following lemma can be proved by simple and direct calculations (see the left panel of Figure 2).

Lemma 1. *Let $w_1 > 0$ and $w_2 > 0$. Then*

- (1) *The curves c_1, c_2 and c_3 determined by the equations*

$$w_2 = 1, \quad w_1 = 1 \quad \text{and} \quad w_2 = w_1$$

respectively are invariant sets of the system (8);

- (2) *At $a \neq 1/4$, the system (8) has exactly four different singular points $E_0 = (1, 1)$, $E_1 = (q, 1)$, $E_2 = (1, q)$, $E_3 = (q^{-1}, q^{-1})$, where*

$$q := 2a(1 - 2a)^{-1}. \quad (9)$$

Moreover, E_1, E_2 and E_3 are hyperbolic saddles and E_0 is a hyperbolic unstable node.

Note that the curves c_1, c_2 and c_3 have the common point E_0 and separate the domain $(0, \infty)^2$ into 6 connected invariant components (see the left panel of Figure 2). The study of normalized Ricci flow in each pair of these components are equivalent due to the following property of the Wallach spaces: there is a finite group of isometries fixing the isotropy and permuting the modules $\mathfrak{p}_1, \mathfrak{p}_2$, and \mathfrak{p}_3 . Therefore, it suffices to study solutions of (8) with initial points given only in the following set

$$\Omega := \{(w_1, w_2) \in \mathbb{R}^2 \mid w_2 > w_1 > 1\}. \quad (10)$$

A simple analysis of the right hand sides of the system (8) provides elementary tools for studying the behavior of its integral curves. For instance, we can predict the slope of integral curves of (8) in Ω and interpret them geometrically. According to this observations, let us consider the sets (see the left panel of Figure 2)

$$\begin{aligned} \Omega' &:= \{(w_1, w_2) \in \Omega \mid w_1 - 2aw_1w_2 - 2aw_2 > 0\}, \\ \omega &:= \{(w_1, w_2) \in \mathbb{R}_+^2 \mid w_1 - 2aw_1w_2 - 2aw_2 = 0\}, \\ \lambda &:= \{(w_1, w_2) \in \mathbb{R}_+^2 \mid w_2 - 2aw_1w_2 - 2aw_1 = 0\}. \end{aligned}$$

Denote by $\overline{\Omega'}$ the closure of Ω' in the standard topology of \mathbb{R}^2 .

Let $(w_1(t), w_2(t))$ be any integral curve of (8) given in Ω . Then $w_1'(t) > 0$ and $w_2'(t) > 0$ in Ω' (under ω). In the set $\Omega \setminus \overline{\Omega'}$ we have the following: $w_1'(t) < 0$ and $w_2'(t) > 0$ over $\omega \cup \lambda$; $w_1'(t) < 0$ and $w_2'(t) < 0$ under λ . Clearly, $w_1'(t) = 0$ on ω and $w_2'(t) = 0$ on λ .

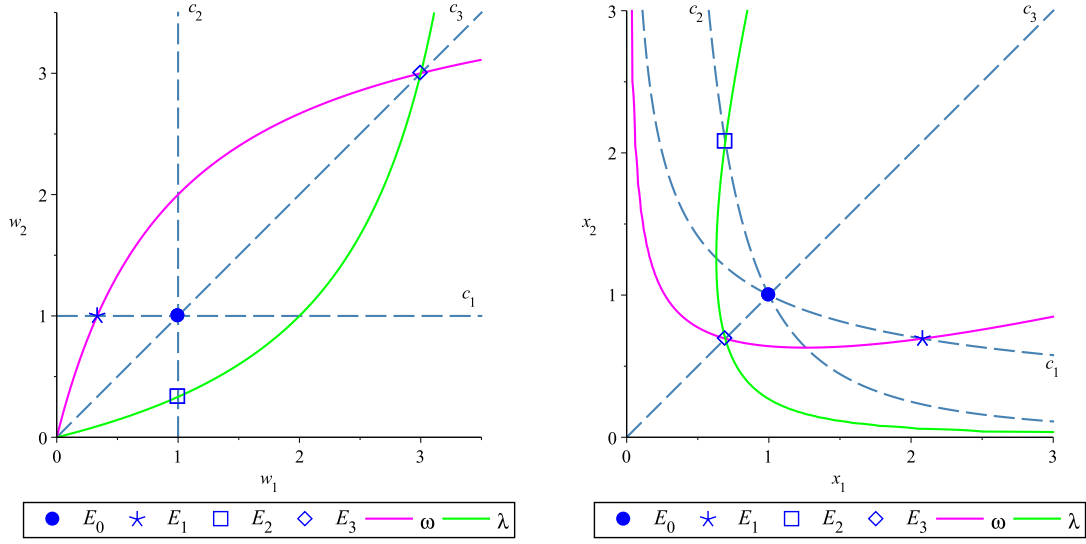


FIGURE 2. The curves c_1, c_2, c_3 and the singular points E_0, E_1, E_2, E_3 corresponding to the systems (8) (the left panel) and (6) (the right panel) for $a = 1/8$.

Note also that the curves ω and λ consist of invariant metrics with the equality $\mathbf{r}_3 = \mathbf{r}_1$ and $\mathbf{r}_3 = \mathbf{r}_2$ for the principal Ricci curvatures.

1.2. Asymptotic behavior of solutions of the system (8). Consider an arbitrary trajectory of the system (8) with initial point given in Ω . Then clearly, $\lim_{t \rightarrow +\infty} w_2(t) = +\infty$ by influence of the stable and unstable manifolds of the saddle E_3 . Therefore, there is \hat{t} such that $(w_1(t), w_2(t))$ leaves the compact $\overline{\Omega'}$ for $t > \hat{t}$. It is also clear from (8) that $w_1(t) \rightarrow 1+0$ as $t \rightarrow +\infty$ since $w_1'(t) < 0$ for $t > \hat{t}$. Note also that $\lim_{t \rightarrow -\infty} w_1(t) = \lim_{t \rightarrow -\infty} w_2(t) = 1$ for any trajectory of (8), which passes through a point of the set $\overline{\Omega'}$. Hence, the behavior of integral curves of (8) in the set $\overline{\Omega'}$ is clear.

Now we should study integral curves of (8) in $\Omega \setminus \overline{\Omega'}$ estimating their ‘‘curvature’’ as $w_1 \rightarrow 1+0$ and $w_2 \rightarrow +\infty$ more precisely. For this goal observe that at $(w_1, w_2) \in \Omega \setminus \overline{\Omega'}$ the system (8) is equivalent to the equation

$$\frac{dw_2}{dw_1} = \frac{g}{f} = \frac{(w_2 - 1)(w_2 - 2aw_1w_2 - 2aw_1)}{(w_1 - 1)(w_1 - 2aw_1w_2 - 2aw_2)}, \quad (11)$$

where

$$\frac{g}{f} \rightarrow -\infty \quad \text{as } w_1 \rightarrow 1+0 \quad \text{and} \quad w_2 \rightarrow +\infty.$$

Let $w_2 := \phi(w_1)$ be a solution of (11). In fact we are going to reformulate the question above (about ‘‘curvature’’) as the problem of detecting the asymptotic behavior of $w_2 := \phi(w_1)$ when $w_1 \rightarrow 1+0$.

Lemma 2. *Let $w_2 = \phi(w_1)$ be a solution of (11), where $(w_1, w_2) \in \Omega \setminus \overline{\Omega'}$. Then for any small $\varepsilon > 0$ there exist constants $C_1, C_2 > 0$ such that*

$$C_1(w_1 - 1)^{-\frac{(1-\varepsilon)(1-2a)}{4a}} \leq \phi(w_1) \leq C_2(w_1 - 1)^{-\frac{(1+\varepsilon)(1-2a)}{4a}}$$

for w_1 sufficiently close to 1 and $w_1 > 1$.

Proof. An easy analysis shows that

$$\frac{g}{f} \sim \frac{2a-1}{4a} \frac{w_2}{w_1-1}$$

as $w_1 \rightarrow 1+0$. Therefore, $1-\varepsilon \leq \frac{4a}{2a-1} \frac{w_1-1}{w_2} \frac{dw_2}{dw_1} \leq 1+\varepsilon$ for a sufficiently small $\varepsilon > 0$ and w_1 close to 1. Taking w'_1 and w''_1 (assuming $1 < w'_1 < w''_1$) close to 1, we get

$$(1-\varepsilon) \int_{w'_1}^{w''_1} \frac{dw_1}{w_1-1} \leq \frac{4a}{2a-1} \int_{\phi(w'_1)}^{\phi(w''_1)} \frac{dw_2}{w_2} \leq (1+\varepsilon) \int_{w'_1}^{w''_1} \frac{dw_1}{w_1-1}$$

which is equivalent to

$$\left(\frac{w''_1-1}{w'_1-1} \right)^{1-\varepsilon} \leq \left(\frac{w''_2}{w'_2} \right)^{\frac{4a}{2a-1}} \leq \left(\frac{w''_1-1}{w'_1-1} \right)^{1+\varepsilon}.$$

This means that for any small $\varepsilon > 0$ there exist constants $C_1, C_2 > 0$ such that

$$C_1(w_1-1)^{-(1-\varepsilon)} \leq w_2^{\frac{4a}{1-2a}} \leq C_2(w_1-1)^{-(1+\varepsilon)}$$

for w_1 sufficiently close to 1 (at fixed w''_1 and $w'_1 := w_1$). ■

Proposition 1. *Suppose that a curve γ given in Ω satisfies the asymptotic equality*

$$w_2 \sim (w_1-1)^{-\alpha} \quad \text{as } w_1 \rightarrow 1+0,$$

where $\alpha > 0$. Then the following assertion holds: If $\frac{1-2a}{4a} < \alpha$ (respectively, $\frac{1-2a}{4a} > \alpha$), then every integral curve $(w_1(t), w_2(t))$ of (8) in Ω lies under (respectively, over) γ for sufficiently large t .

Proof. Recall that $w_1 \rightarrow 1+0$ and $w_2 \rightarrow +\infty$ as $t \rightarrow +\infty$ on every integral curve of (8). In Lemma 2 we may take $\varepsilon > 0$ such that $\varepsilon < \left| 1 - \frac{4a\alpha}{1-2a} \right|$. If $\frac{1-2a}{4a} < \alpha$, then $\frac{(1+\varepsilon)(1-2a)}{4a} < \alpha$. This means that

$$\lim_{w_1 \rightarrow 1+0} \frac{\phi(w_1)}{(w_1-1)^{-\alpha}} \leq C_2 \lim_{w_1 \rightarrow 1+0} \frac{(w_1-1)^{-\frac{(1+\varepsilon)(1-2a)}{4a}}}{(w_1-1)^{-\alpha}} = 0$$

and the integral curve lies *under* the curve γ for all w_1 sufficiently close to 1 and $w_1 > 1$.

If $\frac{1-2a}{4a} > \alpha$, then $\frac{(1-\varepsilon)(1-2a)}{4a} > \alpha$. This means that

$$+\infty = C_1 \lim_{w_1 \rightarrow 1+0} \frac{(w_1-1)^{-\frac{(1-\varepsilon)(1-2a)}{4a}}}{(w_1-1)^{-\alpha}} \leq \lim_{w_1 \rightarrow 1+0} \frac{\phi(w_1)}{(w_1-1)^{-\alpha}}$$

and the integral curve lies *over* the curve γ for all w_1 sufficiently close to 1 and $w_1 > 1$. ■

2. EVOLUTION OF INVARIANT METRICS WITH POSITIVE SECTIONAL CURVATURE

A detailed description of invariant metrics of positive sectional curvature on the Wallach spaces (1) was given by F.M. Valiev in [31]. We reformulate his results in our notation. Let us fix a Wallach space G/H (i. e. consider $a = 1/6$, $a = 1/8$, or $a = 1/9$).

Recall that we deal with only positive x_i . Let us consider the functions

$$\gamma_i = \gamma_i(x_1, x_2, x_3) := (x_j - x_k)^2 + 2x_i(x_j + x_k) - 3x_i^2,$$

where $\{i, j, k\} = \{1, 2, 3\}$. Note that under the restrictions $x_i > 0$, the equations $\gamma_i = 0$, $i = 1, 2, 3$, determine cones congruent each to other under the permutation $i \rightarrow j \rightarrow k \rightarrow i$. Note also that these cones have the empty intersections pairwise.

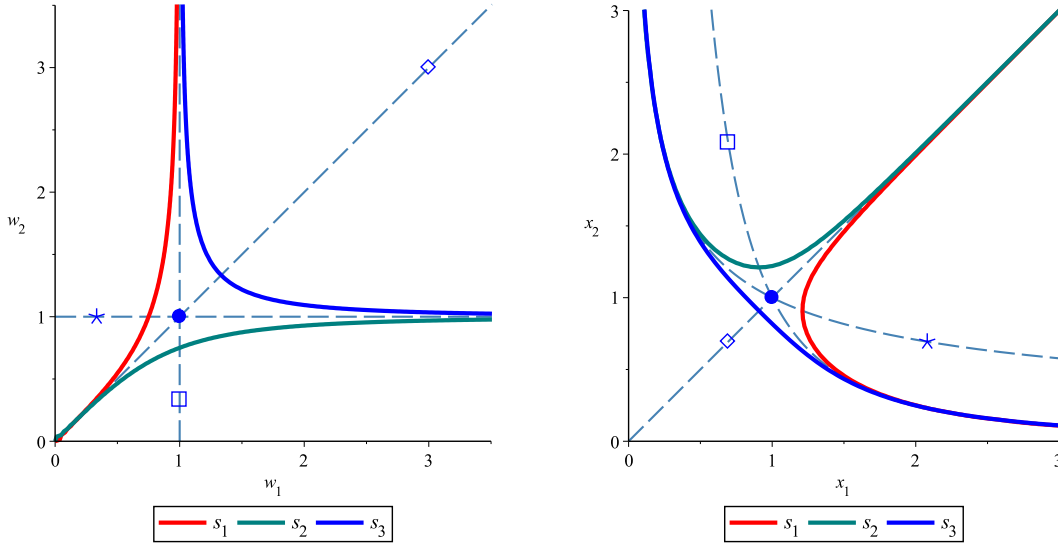


FIGURE 3. The curves s_1, s_2, s_3 corresponding to the systems (8) (the left panel) and (6) (the right panel).

According to results of [31] and the symmetry in γ_1, γ_2 , and γ_3 under permutations of x_1, x_2 , and x_3 , the set of metrics with non-negative sectional curvature is the following:

$$\{(x_1, x_2, x_3) \in \mathbb{R}_+^3 \mid \gamma_1 \geq 0, \gamma_2 \geq 0, \gamma_3 \geq 0\}. \quad (12)$$

By Theorem 3 in [31] and the above mentioned symmetry, the set of metrics with positive sectional curvature is the following:

$$\{(x_1, x_2, x_3) \in \mathbb{R}_+^3 \mid \gamma_1 > 0, \gamma_2 > 0, \gamma_3 > 0\} \setminus \{(t, t, t) \in \mathbb{R}^3 \mid t > 0\}. \quad (13)$$

Let us describe the domain D in the coordinates (w_1, w_2) . Denote by s_i curves on the plane (w_1, w_2) determined by the equations $\gamma_i(\frac{1}{w_1}, \frac{1}{w_2}, 1) = 0$ (see the left panel of Figure 3). For $w_1 > 0$ and $w_2 > 0$, these equations are respectively equivalent to

$$\begin{aligned} l_1 &:= w_1^2 w_2^2 - 2w_1^2 w_2 + 2w_1 w_2^2 + w_1^2 + 2w_1 w_2 - 3w_2^2 = 0, \\ l_2 &:= w_1^2 w_2^2 + 2w_1^2 w_2 - 2w_1 w_2^2 - 3w_1^2 + 2w_1 w_2 + w_2^2 = 0, \\ l_3 &:= -3w_1^2 w_2^2 + 2w_1^2 w_2 + 2w_1 w_2^2 + w_1^2 - 2w_1 w_2 + w_2^2 = 0. \end{aligned} \quad (14)$$

It is easy to check that (12) is a connected set with a boundary consisting of the union of the cones $\gamma_1 = 0, \gamma_2 = 0$ and $\gamma_3 = 0$. Therefore, solving the system of inequalities $\gamma_i(\frac{1}{w_1}, \frac{1}{w_2}, 1) > 0$, $i = 1, 2, 3$, we get a connected domain on the plane (w_1, w_2) bounded by the curves s_1, s_2 and s_3 . Let us denote it by D . We also observe that $s_i \cap s_j = \emptyset$ for $w_1 > 0$ and $w_2 > 0$, where $i \neq j$.

It is clear that the only singular point of the systems (6) or (8) that belongs to the domain D is the unstable node $(1, 1)$ in the both coordinate systems (w_1, w_2) and (x_1, x_2) .

Remark 1. Taking into account homotheties, it suffices to prove Theorem 1 for invariant metrics $(\frac{1}{w_1}, \frac{1}{w_2}, 1)$ with $(w_1, w_2) \in D \setminus \{(1, 1)\}$ in the coordinates (w_1, w_2) .

In what follows, we will need the curves c_1, c_2 and c_3 introduced in Lemma 1.

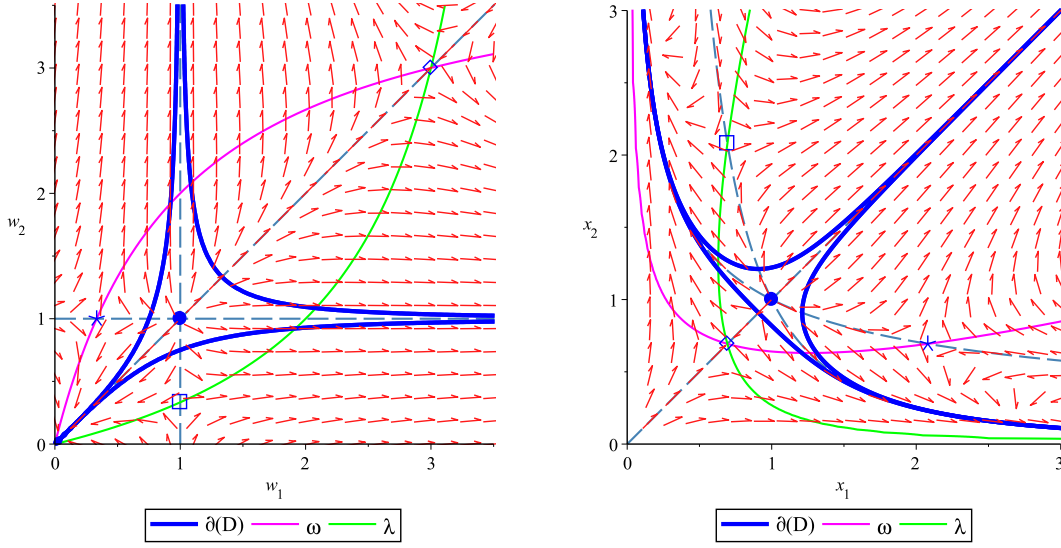


FIGURE 4. The case $a = 1/8$: The phase portraits of the systems (8) (the left panel) and (6) (the right panel).

Lemma 3. *If $a \in (0, 1/4)$ then every trajectory of the system (8) originated in $D \setminus (c_1 \cup c_2 \cup c_3)$ reaches the boundary $s_1 \cup s_2 \cup s_3$ of D in finite time and leaves D . This finite time could be as long as we want.*

The corresponding picture is depicted in the left panel of Figure 4.

Proof. Without loss of generality consider only the part $D \cap \Omega$ of D , where Ω was introduced in (10). Consider any trajectory $(w_1(t), w_2(t))$ of (8) initiated at $(w_1^0, w_2^0) \in D \cap \Omega$. The equation of s_3 (see (14)) has an unique positive solution

$$w_2 \sim \frac{1}{2}(w_1 - 1)^{-1/2} \quad \text{as } w_1 \rightarrow 1 + 0.$$

Therefore, we have $\alpha = 1/2$ in Proposition 1. Since $\frac{1-2a}{4a} > \alpha = 1/2$ whenever $0 < a < 1/4$ the trajectory $(w_1(t), w_2(t))$ lies over the curve s_3 for $w_1 \rightarrow 1 + 0$ (corresponding to $t \rightarrow +\infty$). By continuity there exists a point on the curve $s_3 \cap \Omega$ at which $(w_1(t), w_2(t))$ intersects $s_3 \cap \Omega$ and leaves the set D .

Finally, we see that for initial points close to the point of the type $(w_1, w_2) \in c'_i$, $i = 1, 2, 3$, the time for leaving the set of metrics with positive sectional curvature could be as long as we want. ■

Let us consider the vector field $V := (f, g)$, associated with the system (8), and the gradient $\nabla l_i \equiv \left(\frac{\partial l_i}{\partial w_1}, \frac{\partial l_i}{\partial w_2} \right)$ that is the normal vector of the curve s_i (see (14)), $i = 1, 2, 3$.

Lemma 4. *No trajectory of the system (8), $a \in \{1/9, 1/8, 1/6\}$, could return back to the domain D leaving D once.*

Proof. Consider points $(w_1, w_2) \in \partial(D) \cap \Omega$ without loss of generality. It is required to prove that the inequality $(V, \nabla l_3) < 0$ holds at every point of the part $s_3 \cap \Omega$ of the curve s_3 (in fact the mentioned inequality holds at every point of s_3 as we will see below). Here, $(V, \nabla l_3)$ means the usual inner product of the vectors V and ∇l_3 in the plane (w_1, w_2) . By direct calculations we get

$$(V, \nabla l_3) = 2(w_1 - 1)(w_2 - 1)W,$$

where $W := 12aw_1^2w_2^2 - 3(w_1 + w_2)w_1w_2(1 - 2a) - (w_1 - w_2)^2(1 + 2a)$.

Substituting the expression $3w_1^2w_2^2 = 2(w_1 + w_2)w_1w_2 + (w_1 - w_2)^2$ which is equivalent to $l_3 = 0$ into W yields

$$W = (14a - 3)(w_1 + w_2)w_1w_2 - (w_1 - w_2)^2(1 - 2a) < 0.$$

To complete the proof of the lemma note that the normal vector ∇l_3 of the curve s_3 is inner for the set D since

$$\frac{\partial l_3}{\partial w_2} = -2(w_1 - 1)(3w_1w_2 + (w_2 - w_1)) < 0$$

on the curve s_3 (the curve s_3 has no singularities).

■

Remark 2. *Actually, we have proved a more strong assertion in the proof of Lemma 4: No one integral curve of the system (8) initiated outside D , could reach the set D (see Figure 4). In particular, the normalized Ricci flow could not evolve metrics with mixed sectional curvature to metrics with positive sectional curvature.*

Now we are ready to prove Theorem 1.

Proof of Theorem 1 According to (7), we can consider the set $D \setminus \{(1, 1)\}$ in the plane (w_1, w_2) instead of the set (13) of invariant metrics with positive sectional curvature as it was noted in Remark 1. Now, it suffices to apply Lemmas 3 and 4 to complete the proof of the theorem and the additional assertions just after Theorem 1.

3. EVOLUTION OF INVARIANT METRICS WITH POSITIVE RICCI CURVATURE

Let us describe the set R of invariant metrics with positive Ricci curvature on the given Wallach space. Since the principal Ricci curvatures \mathbf{r}_i are expressed as $\frac{x_jx_k + a(x_i^2 - x_j^2 - x_k^2)}{2x_1x_2x_3}$, we consider the functions

$$k_i := x_jx_k + a(x_i^2 - x_j^2 - x_k^2),$$

where $x_i > 0$, $i \neq j \neq k \neq i$, $i, j, k \in \{1, 2, 3\}$.

It is clear that the sets of invariant metrics with non-negative and positive Ricci curvature are respectively the following:

$$\{(x_1, x_2, x_3) \in \mathbb{R}_+^3 \mid k_1 \geq 0, k_2 \geq 0, k_3 \geq 0\}, \quad (15)$$

$$\{(x_1, x_2, x_3) \in \mathbb{R}_+^3 \mid k_1 > 0, k_2 > 0, k_3 > 0\}. \quad (16)$$

Now, consider the description of the domain R in the coordinates (w_1, w_2) . Denote by r_i curves determined by the equations $k_i(\frac{1}{w_1}, \frac{1}{w_2}, 1) = 0$ respectively (see Figure 5). For $w_1 > 0$ and $w_2 > 0$, these equations are respectively equivalent to

$$\begin{aligned} \rho_1 &:= -aw_1^2w_2^2 - aw_1^2 + aw_2^2 + w_1^2w_2 = 0, \\ \rho_2 &:= -aw_1^2w_2^2 + aw_1^2 - aw_2^2 + w_1w_2^2 = 0, \\ \rho_3 &:= aw_1^2w_2^2 - aw_1^2 - aw_2^2 + w_1w_2 = 0. \end{aligned} \quad (17)$$

Since the set (15) is connected and its boundary is a part of the union of the cones $k_1 = 0$, $k_2 = 0$ and $k_3 = 0$ we easily get on the plane (w_1, w_2) a connected domain R bounded by the curves r_1, r_2 and r_3 solving the system of inequalities $k_i(\frac{1}{w_1}, \frac{1}{w_2}, 1) > 0$, $i = 1, 2, 3$.

Below we reveal some useful properties of the curves r_i . It is clear that each of the curves r_i , $i = 1, 2, 3$, consists of two disjoint connected components. In general we will use the description

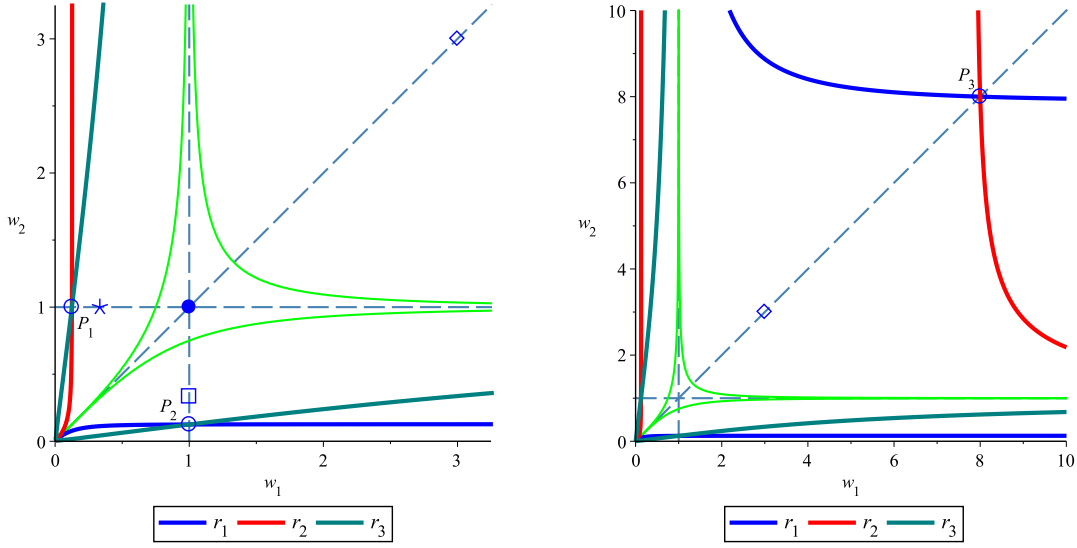


FIGURE 5. The case $a = 1/8$: The curves r_1, r_2, r_3 and the points P_1, P_2, P_3 corresponding to the system (8).

of r_i 's given by $k_i(\frac{1}{w_1}, \frac{1}{w_2}, 1) = 0$, but we will concretize the component of r_i in cases when it is necessary.

Let us show that $r_i \cap s_j = \emptyset$ for $i, j \in \{1, 2, 3\}$ and $w_1 > 0, w_2 > 0$. By symmetry, we will confirm the equality $r_1 \cap s_3 = \emptyset$ only. In fact, eliminating w_2 from the system of the equations $\rho_1 = 0$ and $l_3 = 0$, we get the quadratic equation

$$(10a + 3)(2a - 1)w_1^2 - (2a - 1)^2w_1 - 16a^2 = 0$$

which has no real solution since its discriminant is negative at $a \in [\frac{1}{9}, \frac{1}{2})$:

$$(18a - 1)(2a - 1)(1 + 6a)^2 < 0.$$

Next, easy calculations show (see Figure 5)

$$c_1 \cap r_2 \cap r_3 = \{P_1\}, \quad c_2 \cap r_1 \cap r_3 = \{P_2\}, \quad c_3 \cap r_1 \cap r_2 = \{P_3\},$$

where

$$P_1 := (a, 1), \quad P_2 := (1, a), \quad P_3 := (a^{-1}, a^{-1}). \quad (18)$$

It is easy to see that c_3 is tangent to the curves r_1 and r_2 at the point $(0, 0)$, whereas the pairs (r_1, r_3) and (r_2, r_3) have the asymptotes c_2 and c_1 respectively.

Remark 3. *By analogy with the case of the sectional curvature, it suffices to prove Theorems 2, 3, and 4 only for invariant metrics $(\frac{1}{w_1}, \frac{1}{w_2}, 1)$ with $(w_1, w_2) \in \mathbb{R}$ in the coordinates (w_1, w_2) .*

In what follows, we will need the curves c_1, c_2 and c_3 introduced in Lemma 1.

Lemma 5. *If $a \in (0, 1/6)$ then every integral curve of the system (8), initiated in $R \setminus (c_1 \cup c_2 \cup c_3)$, reaches the boundary $r_1 \cup r_2 \cup r_3$ of R in finite time and leaves R . This finite time could be as long as we want.*

The corresponding phase portraits are depicted in Figure 6.

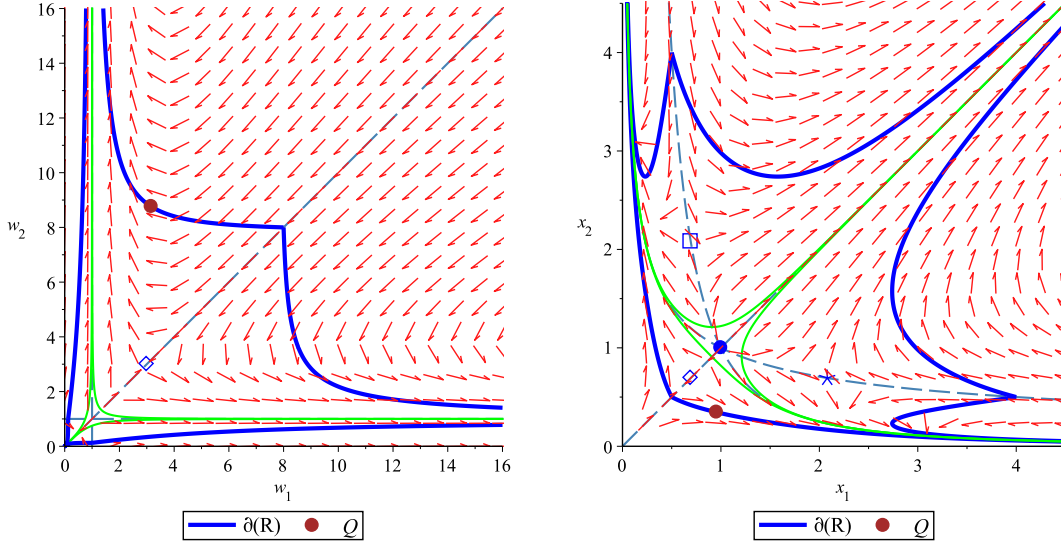


FIGURE 6. The case $a = 1/8$: The phase portraits of the systems (8) (the left panel) and (6) (the right panel).

Proof. It is sufficient to consider only the set $R \cap \Omega$, where Ω given by (10). Consider any trajectory $(w_1(t), w_2(t))$ of the system (8) initiated at an arbitrary point $(w_1^0, w_2^0) \in R \cap \Omega$. The equation $\rho_1 = 0$ for the curve r_1 (see (17)) has the solution

$$w_2 \sim \frac{1}{2a}(w_1 - 1)^{-1} \quad \text{as } w_1 \rightarrow 1 + 0,$$

corresponding to the “upper” part $\gamma := r_1 \cap \Omega$ of the curve r_1 (see the right panel of Figure 5). Note that $\frac{1-2a}{4a} > 1$ for all $0 < a < 1/6$. Then according to Proposition 1 the trajectory $(w_1(t), w_2(t))$ lies over γ for $w_1 \rightarrow 1 + 0$ (corresponding to $t \rightarrow +\infty$). Hence by continuity there exists a point on γ at which $(w_1(t), w_2(t))$ must intersect γ and leave R .

Finally, we see that for initial points close to the point of the type $(w_1, w_2) \in c_i$, $i = 1, 2, 3$, the time for leaving the set of metrics with positive Ricci curvature could be as long as we want. ■

Remark 4. Note that for $a = 1/6$ we get the equality $\frac{1-2a}{4a} = 1$. Hence, the arguments in the above proof do not work for the space W_6 . Moreover, we know that Lemma 5 is failed for this space, see Theorem 8 of [16].

Remark 5. The equation of r_1 (see (17)) has also an another solution $w_2 = a + O(w_1 - 1)$ corresponding to the “lower” part of the curve r_1 (see the left panel of Figure 5). Note that in this case we have exactly the point $P_2 = (1, a)$ (see (18)) as $w_1 \rightarrow 1$.

Lemma 6. No trajectory of the system (8), $a \in \{1/6, 1/8, 1/9\}$, could return back to the domain R leaving R once.

Proof. It suffices to prove this lemma for points $(w_1, w_2) \in \partial(R) \cap \Omega$. Recall that each of the curves r_i consists of two disjoint connected components. Therefore we will consider the piece $\gamma := r_1 \cap \Omega$ of the “upper” part of the curve r_1 which can be parameterized by the following way

$$w_2 = \frac{t + \sqrt{4a^2(1-t^2) + t^2}}{2at}, \quad w_1 = tw_2, \quad 0 < t < 1. \quad (19)$$

Taking into account (17) and (19), we get the following inner product:

$$(V, \nabla \rho_1) = \frac{w_2^2}{2a^2} W, \quad \text{where}$$

$$\begin{aligned} W := & ((2 - 8a^2)t^2 + (2a^2 + a - 1)t + 4a^2) \sqrt{4a^2(1 - t^2) + t^2} \\ & + 2(4a^2 - 1)(2a^2 - 1)t^3 - (a - 1)(4a^2 - 1)t^2 \\ & - 8a^2(2a^2 - 1)t + 2a^2(2a - 1). \end{aligned} \quad (20)$$

Claim 1: For every fixed $a \in \{1/9, 1/8, 1/6\}$ there is an unique point $Q := (w_1^*, w_2^*) \in \gamma$ such that $(V, \nabla \rho_1) = 0$ at (w_1^*, w_2^*) (see the left panel of Figure 6). Indeed for the fixed a we can find roots $t^* = t^*(a)$ of the equation $W = 0$ which belong to the interval $(0, 1)$. Then the corresponding values of w_1^* and w_2^* can be determined from (19). Thus let us consider the following cases separately.

The case $a = 1/9$. Set $a = 1/9$ in (20). Then $W = 0$ has the unique root

$$t^* = \frac{9}{8} + \frac{1}{56} \sqrt{2737} - \frac{1}{88} \sqrt{11242 + 198\sqrt{2737}} \approx 0.389089209$$

such that $t^* \in (0, 1)$. The corresponding values of w_1^* and w_2^* are

$$\begin{aligned} w_1^* &= w_1(t^*) \approx 3.364907691, \\ w_2^* &= w_2(t^*) \approx 8.648165018. \end{aligned}$$

The case $a = 1/8$. Then analogously

$$\begin{aligned} t^* &= 1 + \frac{\sqrt{21}}{6} - \frac{1}{10} \sqrt{105 + 20\sqrt{21}} \approx 0.361437711, \\ w_1^* &= w_1(t^*) \approx 3.166087521, \\ w_2^* &= w_2(t^*) \approx 8.759704438. \end{aligned}$$

The case $a = 1/6$. Then

$$\begin{aligned} t^* &= 1 - \frac{\sqrt{10}}{4} \approx 0.2094305850, \\ w_1^* &= w_1(t^*) \approx 2.125323812, \\ w_2^* &= w_2(t^*) \approx 10.14810617. \end{aligned}$$

Recall now the vertex point $P_3 = (1/a, 1/a)$ of the set R introduced in (18). Then it follows that

$$\max_{a \in \{\frac{1}{9}, \frac{1}{8}, \frac{1}{6}\}} w_1^* < \min_{a \in \{\frac{1}{9}, \frac{1}{8}, \frac{1}{6}\}} a^{-1} = 6.$$

Claim 2: $(V, \nabla \rho_1) < 0$ at $1 < w_1 < w_1^*$ and $(V, \nabla \rho_1) > 0$ at $w_1^* < w_1 < 1/a$ for every $a \in \{1/9, 1/8, 1/6\}$. This follows from the fact that the function $w_1(t)$ determined by (19) is monotonically increasing at $t \in (0, 1)$, moreover, $\lim_{t \rightarrow +0} w_1(t) = 1$, $\lim_{t \rightarrow 1-0} w_1(t) = 1/a$. Hence by the continuity of the function $\Theta := (V, \nabla \rho_1)$ it suffices to check its sign for representative points chosen from both of the intervals $(0, t^*)$ and $(t^*, 1)$ since $w_1(1) = 1/a$. Indeed, as the calculations show, $\Theta(t^* - \varepsilon) < 0$ and $\Theta(t^* + \varepsilon) > 0$ for $\varepsilon = 10^{-2}$.

Claim 3: The normal vector $\nabla \rho_1$ of the curve γ is inner for the set R for all $w_1 > 1$. Note that $w_2 > 1/a$ for the considered ‘‘upper’’ part γ of the curve r_1 . Therefore,

$$\frac{\partial \rho_1}{\partial w_1} = -2w_1(w_2(aw_2 - 1) + a) < 0.$$

We proved that trajectories of the system (8) starting from the part of the boundary $\gamma \subset \partial(R)$ move towards the set R if $w_1^* < w_1 < 1/a$ and move away from R whenever $1 < w_1 < w_1^*$. Hence they never can return back to R leaving it once. ■

Remark 6. *Actually, we have proved a more strong assertion in the proof of Lemma 6: Some integral curves of the system (8), initiated outside the domain R , could reach R (e. g. through the part of the curve r_1 between the points P_3 and Q , intersecting $r_1 \subset \partial(R)$ from up to down), see the left panel of Figure 6. But later these trajectories will leave R irrevocably, if will reach $\partial(R)$ (e. g. in $R \cap \Omega$, this could happen about the part of r_1 situated from the left of the point Q). Note that this effect follows also from Lemma 5 for $a = 1/8$ and $a = 1/9$. Hence, in particular, the normalized Ricci flow can evolve some metrics with mixed Ricci curvature to metrics with positive Ricci curvature.*

Proof of Theorem 2 According to (7), we can consider the set R instead of the set (16) of invariant metrics with positive Ricci curvature as it was noted in Remark 3. Now, it suffices to apply Lemmas 5 and 6 to complete the proof of the theorem and the additional assertions just after Theorem 2.

Proof of Theorem 3 It is sufficient to work with the set Ω given by (10). The equation $\rho_1 = 0$ for the curve r_1 (see (17)) has the solution

$$w_2 \sim \frac{1}{2a}(w_1 - 1)^{-1} \quad \text{as } w_1 \rightarrow 1 + 0,$$

corresponding to the “upper” part γ of the curve r_1 , which is the “upper” part of the boundary of $R \cap \Omega$, the set of metric with positive Ricci curvature in Ω (see the right panel of Figure 5).

Consider the case $a \in (0, 1/6)$ and any trajectory $(w_1(t), w_2(t))$ of the system (8) initiated at a point of $R \cap \Omega$. Note that $\frac{1-2a}{4a} > 1$ for all $0 < a < 1/6$. Then according to Proposition 1 the trajectory $(w_1(t), w_2(t))$ lies over γ for $w_1 \rightarrow 1 + 0$ (corresponding to $t \rightarrow +\infty$).

Now, consider the case $a \in (1/6, 1/4) \cup (1/4, 1/2)$. Clearly, $\frac{1-2a}{4a} < 1$ for all $a \in (1/6, 1/2)$. Proposition 1 implies that the normalized Ricci flow evolves every initial metric in Ω into metrics with positive Ricci curvature. This proves the theorem.

Proof of Theorem 4 First, note that the set of metrics with the property $x_i = x_j + x_k$ is an invariant set of the system (4) with right hand sides $F_i := -2x_i(t) \left(\mathbf{r}_i - \frac{\mathbf{S}}{n} \right)$ for $a = 1/6$. Indeed, if we consider any metric with $x_3 = x_1 + x_2$, then direct calculations show that $F_1 + F_2 - F_3 \equiv 0$ for $a = 1/6$. Note also that every non-normal Einstein metric on the space under consideration is such that $x_i = x_j + x_k$ for suitable indices.

Hence, in the scale invariant coordinates (w_1, w_2) we have an invariant curve $w_1^{-1} + w_2^{-1} = 1$ of the system (8) passing through the point $E_3 = (2, 2)$, see the left panel of Figure 7. Since E_3 is a saddle of the system (8), the curve $w_1^{-1} + w_2^{-1} = 1$ is necessarily one of the separatrices (more exactly, the unstable manifold) of this point E_3 by uniqueness of a solution of the initial value problem (obviously the line $w_2 = w_1$ is the second separatrix).

For submersion metrics the proof is easy and follows from the discussion in Introduction. Let us consider the case of generic metrics. Without loss of generality we may suppose that the initial metric is in Ω . By the above discussion, the set $\left\{ (w_1, w_2) \mid w_2 < \frac{w_1}{w_1-1} \right\} \cap \Omega$ is an invariant set of the system (8). Simple calculations show that the curve $\left\{ (w_1, w_2) \mid w_2 = \frac{w_1}{w_1-1} \right\} \cap \Omega$ lies under the curve $r_1 \cap \Omega \subset \partial(R)$. Hence, every trajectory of (8) initiated in the set $\left\{ (w_1, w_2) \mid w_2 < \frac{w_1}{w_1-1} \right\} \cap \Omega$ remains in the domain $R \cap \Omega$, that proves the theorem.

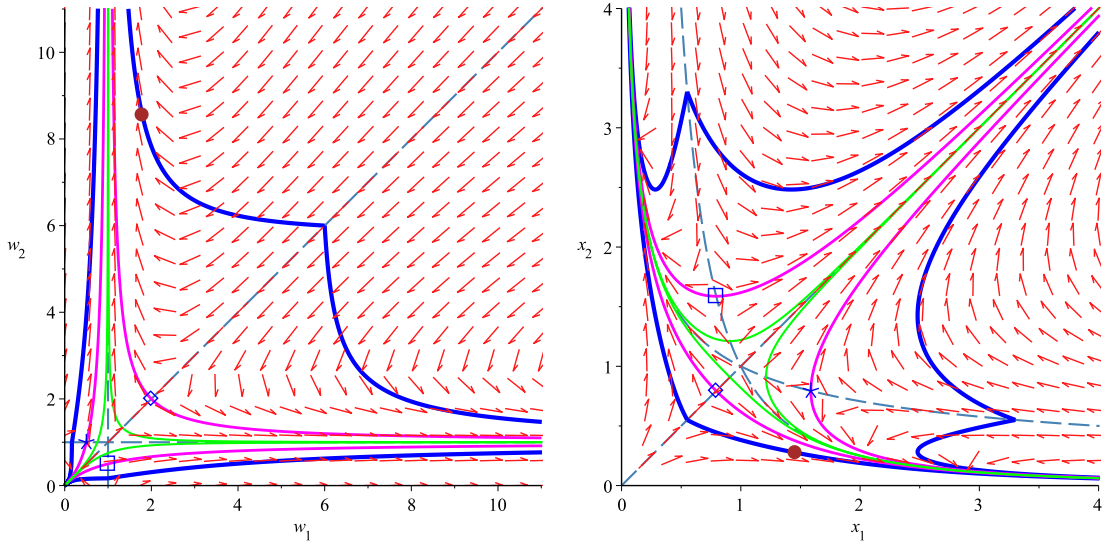


FIGURE 7. The case $a = 1/6$: The domains of positive sectional and positive Ricci curvatures, Kähler metrics, the phase portraits of the systems (8) (the left panel) and (6) (the right panel).

Remark 7. For W_6 , the metrics (3) with $x_i = x_j + x_k$ constitute the set of Kähler invariant metrics, see Figure 7 and e. g. [10, Chapter 8]. The general result that the set of Kähler metrics is invariant under the Ricci flow on every manifold is obtained in [7].

Remark 8. Note that conditions of Theorem 4 are valid for metrics from D , the set of metrics with positive sectional curvature on the space W_6 . Hence, we get the generalization of Theorem 8 in [16].

4. EVOLUTION OF INVARIANT RIEMANNIAN METRICS WITH POSITIVE SCALAR CURVATURE AND CONCLUDING REMARKS

For completeness of the exposition, we discuss shortly the evolution of the scalar curvature under normalized Ricci flow. We have the following general result related to the evolution of G -invariant metrics on a homogeneous space G/H under the normalized Ricci flow.

Proposition 2 ([19],[21]). *Let $(M = G/H, g_0)$ be a Riemannian homogeneous space. Consider the solution of the normalized Ricci flow (2) on M with $\mathbf{g}(0) = g_0$. Then*

$$\frac{\partial S}{\partial t} = 2 \|\text{Ric}_{\mathbf{g}}\|^2 - \frac{2}{n} \cdot S^2,$$

where $S = S(t)$ is the scalar curvature of metrics $\mathbf{g}(t)$ and $n = \dim(M)$. In particular, the scalar curvature $t \mapsto S(t)$ increases unless g_0 is Einstein.

Therefore, we see that the normalized Ricci flow (on every compact homogeneous space) with an invariant Riemannian metric of positive scalar curvature as the initial point, do not leave the set of the metrics with positive scalar curvature. For the Wallach space W_{12} , we reproduce an illustration for this observation in Figure 8 (the curve s is the boundary of the set of metrics with positive

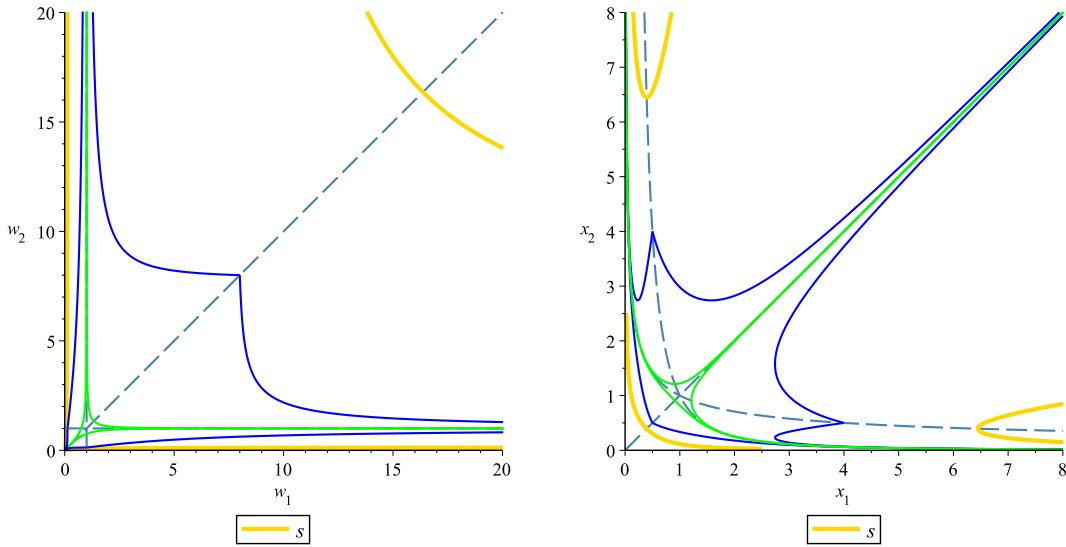


FIGURE 8. The case $a = 1/8$: The curve s for the systems (8) (the left panel) and (6) (the right panel).

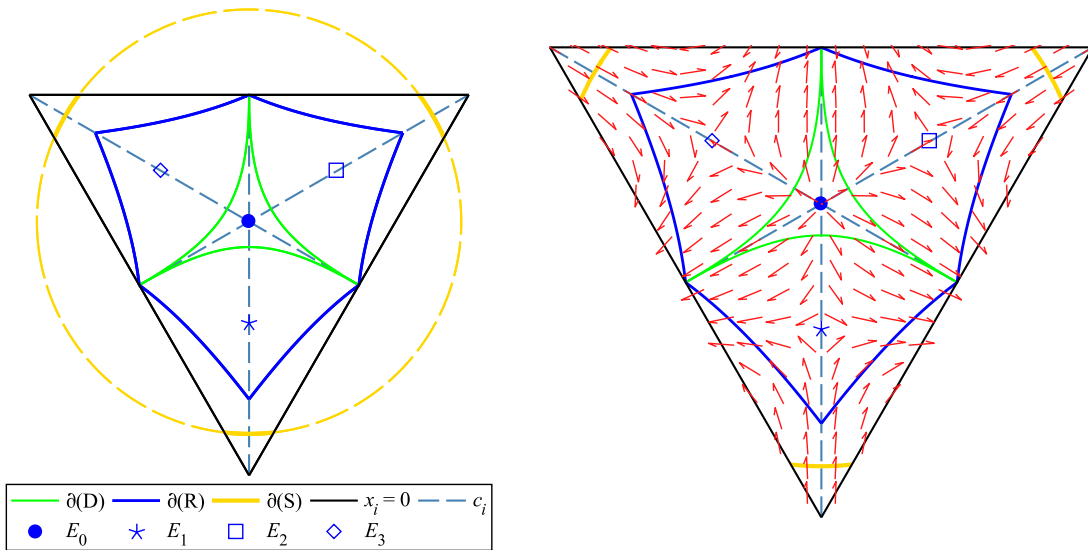


FIGURE 9. The case $a = 1/8$: The domains of positive sectional, positive Ricci, and positive scalar curvatures, the phase portrait of the system (4) in the plane $x_1 + x_2 + x_3 = 1$.

scalar curvature), see also Figure 6 for the corresponding phase portraits. Note, that the curve s satisfies the equation

$$a(w_1^2 w_2^2 + w_1^2 + w_2^2) - w_1^2 w_2 - w_1 w_2^2 - w_1 w_2 = 0.$$

For compact homogeneous spaces, the integral flow of the scalar curvature functional on the set of invariant metrics of fixed volume coincides with the Ricci flow. Important results on the behavior

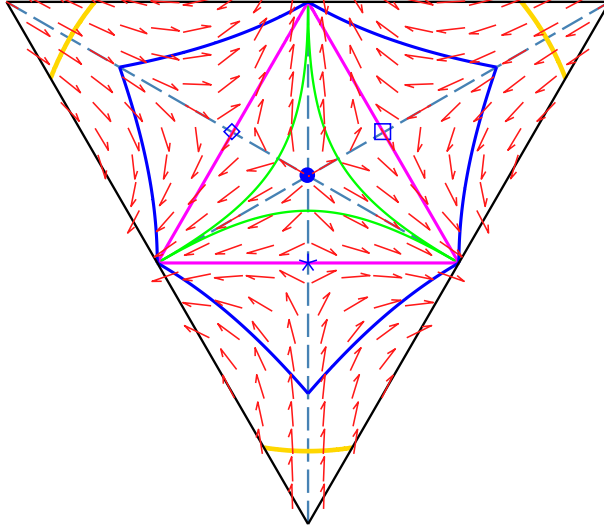


FIGURE 10. The case $a = 1/6$: The domains of positive sectional, positive Ricci, and positive scalar curvatures, Kähler metrics, the phase portrait of the system (4) in the plane $x_1 + x_2 + x_3 = 1$.

of the scalar curvature and good pictures are obtained in [12] (see also references therein). It is a good option for a reader to compare illustrations and discussions from that paper with our results.

Finally, we reproduce additional illustrations suggested us by Wolfgang Ziller. We draw our pictures for the system (4) in the plane $x_1 + x_2 + x_3 = 1$. These pictures preserves the dihedral symmetry of the initial problem. We reproduce in Figure 9 the domains of positive sectional, positive Ricci, and positive scalar curvatures (we denote them by D , R , and S respectively) of the system (4) in the plane $x_1 + x_2 + x_3 = 1$ for $a = 1/8$. We also reproduce the phase portrait (of the tangent component) for the system (4). Note that Riemannian metrics constitute a triangle and the set S is bounded by a circle.

Similar pictures could be produced for $a = 1/9$ and $a = 1/6$. We reproduce here only Figure 10 (compare with Figure 7) for $a = 1/6$, because the space W_6 admits Kähler invariant metrics, that constitute a small triangle in Figure 10. Note also that three non-normal Einstein metrics in this case are Kähler – Einstein and one can easily get main properties of the Kähler – Ricci flow on the space W_6 using this picture.

Acknowledgements. The authors are grateful to the anonymous referee for helpful comments and suggestions that improved the presentation of this paper. The authors are indebted to Prof. Christoph Böhm, to Prof. Nolan R. Wallach, and to Prof. Wolfgang Ziller for helpful discussions concerning this paper. The project was supported by Grant 1452/GF4 of Ministry of Education and Sciences of the Republic of Kazakhstan for 2015-2017.

REFERENCES

- [1] Abiev N. A. Nikonorov Yu. G. The evolution of positively curved invariant Riemannian metrics on the Wallach spaces under the Ricci flow. Preprint, arXiv 1509.09263.

- [2] *Abiev N. A., Arvanitoyeorgos A., Nikonorov Yu. G., Siasos P.* The dynamics of the Ricci flow on generalized Wallach spaces. *Differ. Geom. Appl.*, 35 (Suppl.), 26–43 (2014).
- [3] *Abiev N. A., Arvanitoyeorgos A., Nikonorov Yu. G., Siasos P.* The Ricci flow on some generalized Wallach spaces. In: V. Rovenski, P. Walczak (eds.). *Geometry and its Applications. Springer Proceedings in Mathematics & Statistics*, V. 72, Switzerland: Springer, 2014, VIII+243 p., P. 3–37.
- [4] *Aloff S., Wallach N.* An infinite family of 7-manifolds admitting positively curved Riemannian structures. *Bull. Amer. Math. Soc.*, 81, 93–97 (1975).
- [5] *Amann H.* Ordinary differential equations. An introduction to nonlinear analysis. Translated from the German by Gerhard Metzen. *de Gruyter Studies in Mathematics*, 13. Walter de Gruyter & Co., Berlin, 1990. xiv+458 pp.
- [6] *Andronov A. A., Leontovich E. A., Gordon I. I., Maier A. G.* Qualitative theory of second-order dynamic systems. A Halsted Press Book. New York etc.: John Wiley & Sons, 1973.
- [7] *Bando S.* On the classification of three-dimensional compact Kaehler manifolds of nonnegative bisectional curvature. *J. Differential Geom.*, 19(2), 283–297 (1984).
- [8] *Bérard Bergery L.* Les variétés riemanniennes homogènes simplement connexes de dimension impaire à courbure strictement positive. *J. Math. pure et appl.*, 55, 47–68 (1976).
- [9] *Berger M.* Les varietes riemanniennes homogenes normales simplement connexes a courbure strictment positive // *Ann. Scuola Norm. Sup. Pisa*, 15, 191–240 (1961).
- [10] *Besse A. L.* Einstein Manifolds. Springer-Verlag. Berlin, etc., 1987, XII+510 p.
- [11] *Böhm C.* On the long time behavior of homogeneous Ricci flows. *Comment. Math. Helv.* 90, 543–571 (2015).
- [12] *Böhm C., Wang M., Ziller W.* A variational approach for compact homogeneous Einstein manifolds. *GAFAGeom. Func. Anal.*, 14, 681–733 (2004).
- [13] *Böhm C., Wilking B.* Nonnegatively curved manifolds with finite fundamental groups admit metrics with positive Ricci curvature. *GAFAGeom. Func. Anal.*, 17, 665–681 (2007).
- [14] *Buzano M.* Ricci flow on homogeneous spaces with two isotropy summands. *Ann. Glob. Anal. Geom.*, 45(1), 25–45 (2014).
- [15] *Chen Zhiqi, Kang Yifang, Liang Ke.* Invariant Einstein metrics on three-locally-symmetric spaces. *Commun. Anal. Geom.* (to appear), see also arXiv:1411.2694.
- [16] *Cheung Man-Wai, Wallach N. R.* Ricci flow and curvature on the variety of flags on the two dimensional projective space over the complexes, quaternions and octonions. *Proc. Amer. Math. Soc.* 143(1), 369–378 (2015).
- [17] *Jablonski M.* Homogeneous Ricci solitons. *J. Reine Angew. Math.* 699, 159–182 (2015).
- [18] *Hamilton R. S.* Three-manifolds with positive Ricci curvature. *J. Differential Geom.*, 17, 255–306 (1982).
- [19] *Hamilton R. S.* Non-singular solutions of the Ricci flow on three-manifolds. *Comm. Anal. Geom.*, 7(4) 695–729 (1999).
- [20] *Lafuente R.*, Scalar curvature behavior of homogeneous Ricci flows // *Journal of Geometric Analysis* 25(4), 2313–2322 (2014).
- [21] *Lauret J.* Ricci flow on homogeneous manifolds // *Math. Z.*, 274(1–2), 373–403 (2013).
- [22] *Lomshakov A. M., Nikonorov Yu. G., Firsov E. V.* Invariant Einstein metrics on three-locally-symmetric spaces // *Matem. tr.*, 6(2), 80–101 (2003) (Russian); English translation in: *Siberian Adv. Math.*, 14(3), 43–62 (2004).
- [23] *Ni Lei.* Ricci flow and manifolds with positive curvature. In: R. Howe, M. Hunziker, J. F. Willenbring (eds.). *Symmetry: representation theory and its applications. In honor of Nolan R. Wallach. Progress in Mathematics*, V. 257, New York, NY: Birkhäuser/Springer, 2014, XXVIII+538 p., P. 491–504.
- [24] *Nikonorov Yu. G.* On a class of homogeneous compact Einstein manifolds // *Sibirsk. Mat. Zh.*, 41(1), 200–205 (2000) (Russian); English translation in: *Siberian Math. J.*, 41(1), 168–172 (2000).
- [25] *Nikonorov Yu. G.* Classification of generalized Wallach spaces. *Geom. Dedicata* (2016), DOI: 10.1007/s10711-015-0119-z.
- [26] *Nikonorov Yu. G., Rodionov E. D., Slavskii V. V.* Geometry of homogeneous Riemannian manifolds. *Journal of Mathematical Sciences (New York)*, 146(7), 6313–6390 (2007).
- [27] *Payne T. L.* The Ricci flow for nilmanifolds. *J. Mod. Dyn.* 4(1), 65–90 (2010).
- [28] *Püttmann T.* Optimal pinching constants of odd dimensional homogeneous spaces. *Invent. Math.*, 138(3), 631–684 (1999).
- [29] *Rodionov E. D.* Einstein metrics on even-dimensional homogeneous spaces admitting a homogeneous Riemannian metric of positive sectional curvature. *Sibirsk. Mat. Zh.*, 32(3), 126–131 (1991) (Russian); English translation in: *Siberian Math. J.*, 32(3), 455–459 (1991).

- [30] *Shankar K.*, Isometry groups of homogeneous, positively curved manifolds. *Differ. Geom. Appl.*, 14, 57–78 (2001).
- [31] *Valiev F. M.* Precise estimates for the sectional curvature of homogeneous Riemannian metrics on Wallach spaces. *Sib. Mat. Zh.*, 20, 248–262 (1979) (Russian). English translation in: *Siberian Math. J.*, 20, 176–187 (1979).
- [32] *Verdiani L., Ziller W.* Positively curved homogeneous metrics on spheres. *Math. Zeitschrift*, 261, 473–488 (2009).
- [33] *Vol’per D. E.* Sectional curvatures of a diagonal family of $Sp(n + 1)$ -invariant metrics on $(4n + 3)$ -dimensional spheres. *Sib. Mat. Zh.*, 35(6), 1230–1242 (1994) (Russian), English translation in: *Sib. Math. J.*, 35(6), 1089–1100 (1994).
- [34] *Vol’per D. E.* A family of metrics on the 15-dimensional sphere. *Sib. Mat. Zh.*, 38(2), 263–275 (1997) (Russian), English translation in: *Sib. Math. J.*, 38(2), 223–234 (1997).
- [35] *Vol’per D. E.* Sectional curvatures of nonstandard metrics on \mathbf{CP}^{2n+1} . *Sib. Mat. Zh.*, 40(1), 49–56 (1999) (Russian), English translation in: *Sib. Math. J.*, 40(1), 39–45 (1999).
- [36] *Wallach N. R.* Compact homogeneous Riemannian manifolds with strictly positive curvature. *Annals of Mathematics, Second Series*. 96, 277–295 (1972).
- [37] *Wilking B., Ziller W.* Revisiting homogeneous spaces with positive curvature. *Journal für die Reine und Angewandte Mathematik* (2015), DOI: 10.1515/crelle-2015-0053.
- [38] *Xu Ming, Wolf J. A.* $Sp(2)/U(1)$ and a positive curvature problem. *Differ. Geom. Appl.*, 42, 115–124 (2015).
- [39] *Zhang Zhifen, Ding Tongren, Huang Wenzao, Dong Zhenxi.* Qualitative theory of differential equations, Providence, RI: American Mathematical Society, 1992.

N. A. ABIEV

M. KH. DULATY TARAZ STATE UNIVERSITY, TARAZ, TOLE BI ST., 60, 080000, KAZAKHSTAN

E-mail address: abievn@mail.ru

YU. G. NIKONOROV

SOUTHERN MATHEMATICAL INSTITUTE OF THE VLADIKAVKAZ SCIENTIFIC CENTER OF THE RUSSIAN ACADEMY OF SCIENCES, VLADIKAVKAZ, MARKUS ST., 22, 362027, RUSSIA

E-mail address: nikonorov2006@mail.ru