

# Top Quark Properties at the LHC

K. Beernaert on behalf of the ATLAS and CMS collaborations  
*Universiteit Gent, Department of Physics,  
 Proeftuinstraat 86, 9000 Gent, Belgium*

The presented results on top quark properties include measurements of the top quark pair charge asymmetry, the top quark polarization in pair production and single top production, the W helicity in top quark decays. Results of spin correlation in top quark pairs are presented and interpreted in terms of the Standard Model (SM) predicted values. The cross section of  $t\bar{t}$  events produced in association with a W, Z boson or a photon is also presented. The results are compared with predictions from the standard model as well as new physics models.

## 1 Introduction

The top quark decays before it can form bound states and before their spins decorrelate. As a consequence we can study "bare" quark properties. The top quark has a mass of  $\approx 173$  GeV and is still the heaviest particle known to date and may play a significant role in electro-weak symmetry breaking due to its large coupling to the Higgs boson. Measurements of the top quark properties with increasing levels of precision test the SM and have the possibility to probe new physics. The data were collected in pp collisions in 2011 and 2012 at center-of-mass energies  $\sqrt{s}$  of 7 and 8 TeV at the Large Hadron Collider (LHC) by the ATLAS<sup>1</sup> and CMS<sup>2</sup> detectors.

## 2 Production Asymmetries

Top quark asymmetries were first observed at the Tevatron in the form of a forward-backward asymmetry  $A_{FB}$ . At the LHC, top quark charge asymmetries  $A_C$  are evaluated by using the decay leptons or by fully reconstructing the top quark pair. The charge asymmetry is given by

$$A_C^l = \frac{N(\Delta|\eta_l| > 0) - N(\Delta|\eta_l| < 0)}{N(\Delta|\eta_l| > 0) + N(\Delta|\eta_l| < 0)} \quad (1)$$

where  $\Delta|\eta_l| = |\eta_{l+}| - |\eta_{l-}|$  with  $\eta$  the pseudo-rapidity for the leptonic asymmetry and given by

$$A_C = \frac{N(\Delta|y| > 0) - N(\Delta|y| < 0)}{N(\Delta|y| > 0) + N(\Delta|y| < 0)} \quad (2)$$

where  $\Delta|y| = |y_t| - |y_{\bar{t}}|$  with  $y$  the rapidity. In the SM, the top quark production asymmetries are due to NLO QCD interference effects. Measurements of the  $A_{FB}$  at the Tevatron and  $A_C$  at the LHC are complementary to evaluate new physics models<sup>3,4</sup>.

Two analyses are presented in the lepton+jets channel. The ATLAS result<sup>5</sup> uses  $4.7 \text{ fb}^{-1}$  of data at  $\sqrt{s} = 7$  TeV. The CMS result<sup>6</sup> is evaluated at  $\sqrt{s} = 8$  TeV using  $19.7 \text{ fb}^{-1}$  of data. In both analyses the top quark pairs are reconstructed using a kinematic fit and the kinematic distributions of  $\Delta|y|$  are unfolded to parton level. An inclusive result for the charge asymmetry

was obtained of  $A_C = 0.006 \pm 0.010$  (stat + syst) by ATLAS and  $A_C = 0.005 \pm 0.007$  (stat)  $\pm$  0.006 (syst) by CMS to be compared to the SM value<sup>7</sup> of  $A_C = 0.0123 \pm 0.0005$ . Differential measurements of the charge asymmetry are presented as a function of a variety of variables such as the invariant mass  $m(t\bar{t})$ , transverse momentum  $p_T(t\bar{t})$  and rapidity  $|y(t\bar{t})|$  of the top quark pair. The comparison of the differential measurements with a Beyond-Standard-Model (BSM) model that includes axial-vector couplings is made. Axi-gluon models with scales of about 1.5 TeV cannot be excluded yet. A measurement of the charge asymmetry in the dilepton channel is presented by ATLAS<sup>8</sup> at  $\sqrt{s} = 7$  TeV using  $4.6 \text{ fb}^{-1}$  of data. The  $t\bar{t}$  reconstruction is performed using the neutrino weighting technique. The combined result of the  $ee$ ,  $e\mu$  and  $\mu\mu$  channels gives  $A_C^{\mu\mu} = 0.024 \pm 0.015$  (stat)  $\pm$  0.009 (syst) based on the decay leptons and  $A_C = 0.021 \pm 0.025$  (stat)  $\pm$  0.017 (syst) based on the reconstructed top quarks.

### 3 Polarization

In top quark pair production, a significant polarization can only be due to new physics effects. In a measurement of the top quark polarization by the ATLAS collaboration<sup>9</sup>, the polarization is assumed to be due to either CP conserving (CPC) or CP violating (CPV) new physics processes. In this analysis, the polarization is measured in the lepton+jets and dilepton channel at  $\sqrt{s} = 7$  TeV, giving  $\alpha_l P_{CPC} = -0.035 \pm 0.014$  (stat)  $\pm$  0.037 (syst) for the CP conserving process and  $\alpha_l P_{CPV} = 0.020 \pm 0.016$  (stat)  $^{+0.013}_{-0.017}$  (syst) for the CP violating process where  $\alpha_l$  is the spin analyzing power. The results are consistent with the CMS result<sup>10</sup>. In single top production, top quarks are expected to be almost 100 % polarized. CMS has presented a measurement of the polarization in single top production at  $\sqrt{s} = 8$  TeV using  $20 \text{ fb}^{-1}$  of data. In a combination of the electron and muon channel, a  $P = 0.82 \pm 0.12$  (stat)  $\pm$  0.32 (syst) was observed<sup>11</sup>.

### 4 Spin Correlations

In the SM, spin correlation within a top quark pair is predicted. The spin correlation strength has been measured by CMS in the dilepton channel<sup>10</sup> at  $\sqrt{s} = 7$  TeV using  $5.0 \text{ fb}^{-1}$  of data. In this analysis, the opening angle distribution between the decay leptons has been unfolded to parton level to show agreement with the SM up to next-to-leading order (NLO) QCD corrections. In an extension of this analysis, the differential cross sections have been used to search for top chromomagnetic couplings<sup>12</sup>. The real part of the chromomagnetic dipole moment  $\text{Re}(\mu_t)$  was measured to be  $0.037 \pm 0.041$  (tot.). Limits on  $\text{Re}(\mu_t)$  were set of  $-0.043 < \text{Re}(\mu_t) < 0.117$  at 95 % C.L. The result is limited by the scale uncertainties on the theory predictions.

In an analysis in the dilepton channel at  $\sqrt{s} = 8$  TeV using an integrated luminosity of  $20.3 \text{ fb}^{-1}$  by the ATLAS collaboration<sup>13</sup>, the fraction  $f^{SM}$  of top quark pairs showing SM spin correlation strength is extracted as  $f^{SM} = 1.20 \pm 0.05$  (stat)  $\pm$  0.13 (syst) by using a template fit to the opening angle distributions of the decay products. The results have been interpreted in a Minimal Super-Symmetric Model (MSSM) where stop squarks decay 100 % into a top quark and a neutralino with the stop squark mass very close to the top quark mass. This region of the MSSM phase space is very difficult to access using traditional search techniques<sup>14</sup>. Stop squark masses between the top quark mass and 191 GeV have been excluded with 95 % C.L. as shown in fig. 1. In an analysis presented by the CMS collaboration<sup>15</sup> at  $\sqrt{s} = 8$  TeV and using an integrated luminosity of  $19.7 \text{ fb}^{-1}$ , the fraction  $f^{SM}$  of SM top quark pairs has been measured as  $f^{SM} = 0.72 \pm 0.09$  (stat)  $^{+0.15}_{-0.13}$  (syst) by performing a template fit. By using a matrix element method, the event likelihoods were calculated under the SM and uncorrelated  $t\bar{t}$  hypothesis to obtain a variable sensitive to the  $t\bar{t}$  spin correlations. In addition, a hypothesis testing procedure was performed, shown in fig. 2.

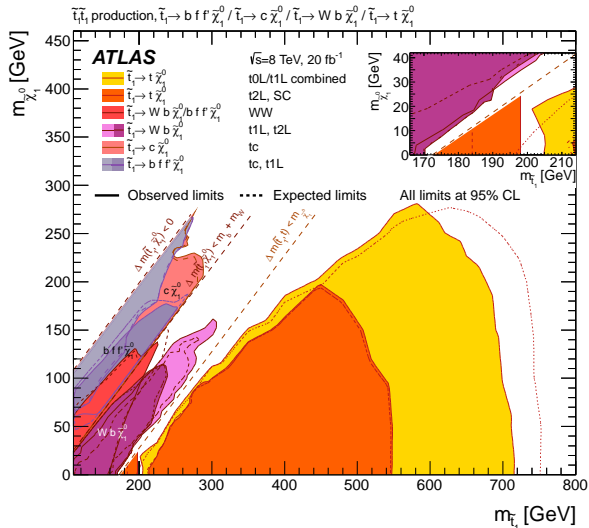


Figure 1 – Summary of the dedicated ATLAS searches for top squark pair production at  $\sqrt{s} = 8$  TeV. Exclusion limits are shown in the stop1-neutralino1 mass plane.<sup>14</sup>

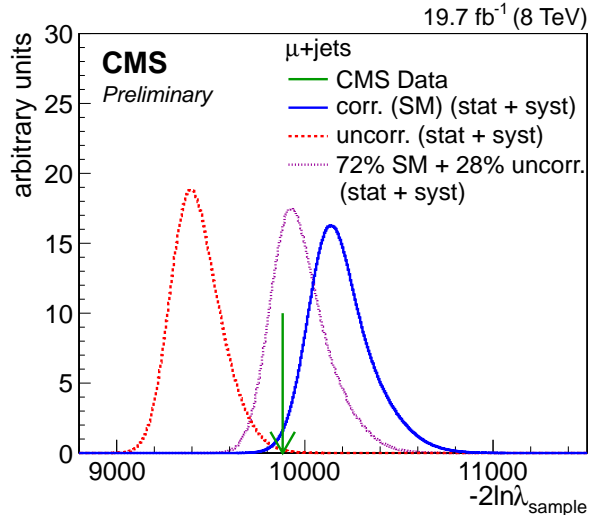


Figure 2 – The  $-2\ln\lambda_{\text{sample}}$  distribution is shown in simulation, evaluated at the dataset size with the green arrow indicating data. The magenta dotted curve shows an admixture of SM correlated and uncorrelated  $t\bar{t}$  events, as observed in the template fit.<sup>15</sup>

## 5 W Helicity

In the SM, the top quark decays almost exclusively to a W boson and a b quark. The W helicity fractions in the decay are predicted to be about 70 % longitudinal  $F_0$ , 30 % left-handed  $F_L$  and a negligible right-handed contribution  $F_R$ . These helicity fractions influence the top quark partial width and can probe the anomalous couplings. A measurement of the W helicity fraction in single top production is presented by the CMS collaboration<sup>16</sup> at  $\sqrt{s} = 8$  TeV using  $19.7 \text{ fb}^{-1}$  of data. The measured helicity fractions are  $F_L = 0.298 \pm 0.028(\text{stat}) \pm 0.032(\text{syst})$ ,  $F_0 = 0.720 \pm 0.039(\text{stat}) \pm 0.037(\text{syst})$  and  $F_R = -0.018 \pm 0.019(\text{stat}) \pm 0.011(\text{syst})$ . In addition limits are set on the real part of the  $tWb$  anomalous couplings,  $g_L$  and  $g_R$ . This method is complementary to traditional measurements performed on  $t\bar{t}$  events<sup>17</sup>.

## 6 Associated Production $t\bar{t}X$

The measurement of the cross section of vector boson production in association to  $t\bar{t}$  pairs tests the SM and offers a direct measurement of the coupling between the top quark and the Z,  $\gamma$ . These couplings can be used in searches for New Physics and constitute a background in  $t\bar{t}H$ . An observation of  $t\bar{t}\gamma$  at  $\sqrt{s} = 7$  TeV is presented by the ATLAS collaboration<sup>18</sup> using  $4.59 \text{ fb}^{-1}$  of data. The  $t\bar{t}\gamma$  production cross section times the branching ratio (BR) of the lepton+jets decay channel is measured within the ATLAS detector and kinematic acceptance to be  $\sigma_{t\bar{t}\gamma}^{fid} \times \text{BR} = 63 \pm 8(\text{stat})_{-13}^{+17}(\text{syst}) \pm 1(\text{lumi}) \text{ fb}$ . The result is in good agreement with the theoretical SM prediction of  $48 \pm 10 \text{ fb}$ . The first measurement of the  $t\bar{t}\gamma$  cross section at  $\sqrt{s} = 8$  TeV was performed by CMS<sup>19</sup> using  $19.7 \text{ fb}^{-1}$  of data. The inclusive  $t\bar{t}\gamma$  production cross section for  $p_T^\gamma > 20 \text{ GeV}$  is measured as  $\sigma_{t\bar{t}\gamma} = 2.4 \pm 0.2(\text{stat}) \pm 0.6(\text{syst}) \text{ pb}$  where the SM expectation is  $\sigma_{t\bar{t}\gamma}^{SM} = 1.8 \pm 0.5 \text{ pb}$ .

The associated production cross section of  $t\bar{t}$  with either a W or a Z boson has been measured by both CMS and ATLAS at  $\sqrt{s} = 8$  TeV. Several signal categories are considered such as same-sign and opposite-sign dilepton, trilepton and fourlepton channels. In a simultaneous extraction of  $\sigma_{t\bar{t}Z}$  and  $\sigma_{t\bar{t}W}$ , ATLAS<sup>20</sup> provides evidence with  $\sigma_{t\bar{t}Z} = 150_{-50}^{+55}(\text{stat}) \pm 21(\text{syst}) \text{ fb}$

and  $\sigma_{t\bar{t}W} = 300_{-100}^{+120}$  (stat)  $_{-40}^{+70}$  (syst) fb, both with  $3.1 \sigma$  observed excess over the background hypothesis. CMS<sup>21</sup> obtains a measurement of  $\sigma_{t\bar{t}Z} = 242_{-55}^{+65}$  fb with  $6.4 \sigma$  observed excess over the background hypothesis and  $\sigma_{t\bar{t}W} = 382_{-102}^{+117}$  fb with  $4.8 \sigma$  observed excess. The SM NLO predictions give  $\sigma_{t\bar{t}Z} = 206 \pm 29$  fb and  $\sigma_{t\bar{t}W} = 203 \pm 25$  fb. These results of the simultaneous fits are shown in fig. 3 for ATLAS and fig. 4 for CMS.

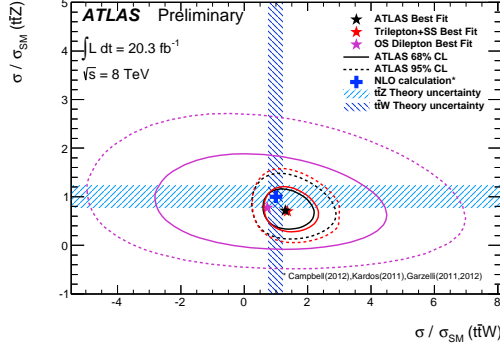


Figure 3 –  $\sigma(t\bar{t}W)$  and  $\sigma(t\bar{t}Z)$  cross sections compared to the SM values. The likelihood contours are defined by the  $\chi^2$  quantile for two degrees of freedom.<sup>20</sup>

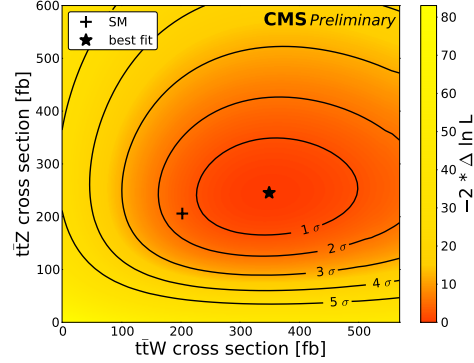


Figure 4 – Profile likelihood as a function of  $\sigma(t\bar{t}W)$  and  $\sigma(t\bar{t}Z)$ .<sup>21</sup>

## 7 Conclusions

Top quark properties measurements performed by the ATLAS and CMS collaborations at the LHC provide precision tests of the SM, also in single top quark production. All the results presented are consistent with the SM, with no indications of new physics yet.

## References

1. ATLAS Collaboration, JINST **3**, S08003 (2008).
2. CMS Collaboration, JINST **3**, S08004 (2008).
3. Aguilar-Saavedra J. A. and Pérez-Victoria M., *Phys. Rev. D* **84**, 115013 (2011).
4. Aguilar-Saavedra J. A. and Pérez-Victoria M., *JHEP* **09**, 097 (2011).
5. ATLAS Collaboration, *JHEP* **02**, 107 (2014).
6. CMS Collaboration, CMS-PAS-TOP-12-033.
7. W. Bernreuther and Z.-G. Si, *Phys. Rev. D* **86**, 034026 (2012).
8. ATLAS Collaboration, *JHEP* **05**, 061 (2015).
9. ATLAS Collaboration, *Phys. Rev. Lett.* **111**, 232002 (2013).
10. CMS Collaboration, *Phys. Rev. Lett.* **112**, 182001 (2014).
11. CMS Collaboration, CMS-PAS-TOP-13-001.
12. CMS Collaboration, CMS-PAS-TOP-14-005.
13. ATLAS Collaboration, *Phys. Rev. Lett.* **114**, 142001 (2015).
14. ATLAS Collaboration, arXiv:1506.08616 (2015).
15. CMS Collaboration, CMS-PAS-TOP-13-015.
16. CMS Collaboration, *JHEP* **01**, 053 (2015).
17. CMS Collaboration, CMS-PAS-TOP-12-025.
18. ATLAS Collaboration, *Phys. Rev. D* **91**, 072007 (2015).
19. CMS Collaboration, CMS-PAS-TOP-13-011.
20. ATLAS Collaboration, ATLAS-CONF-2014-038.
21. CMS Collaboration, CMS-PAS-TOP-14-021.