

Dedicated to Professor Yasutaka Nakanishi on the occasion of his 60th birthday

## CROSSING CHANGES, DELTA MOVES, AND SHARP MOVES ON WELDED KNOTS

SHIN SATOH

ABSTRACT. We prove that the crossing changes, Delta moves, and sharp moves are unknotting operations on welded knots.

### 1. INTRODUCTION

The virtual knots [7] and welded knots [3] are two extensions of classical knots in the Euclidian 3-space. In classical knot theory, invariants and local moves play important roles from the algebraic and geometric viewpoints. Several algebraic invariants of classical knots are extended to those of virtual or welded knots. For example, the Jones polynomial is an invariant of a virtual knot but not that of a welded knot, and the knot group and knot quandle are invariants of a virtual knot and a welded knot both. As for local moves on virtual knots, there are many results in relation to finite type invariants. In particular, a replacement of a classical crossing with a virtual crossing is used in [4].

In this paper, we consider three kinds of classical local moves called the *crossing change*, the *Delta move*, and the *sharp move* as shown in Figure 1. These local moves are known as unknotting operations for classical knots [9, 10]. On the other hand, the crossing change on a virtual knot is not an unknotting operation; for example, the value of the Miyazawa (or arrow) polynomial [1, 8] at  $A = 1$  detects the non-triviality of a virtual knot up to crossing changes. Since a Delta move and a sharp move are presented by crossing changes, neither of the moves is an unknotting operation for virtual knots (cf. [15]). The aim of this paper is to prove that the three local moves are unknotting operations for welded knots in the following sense.

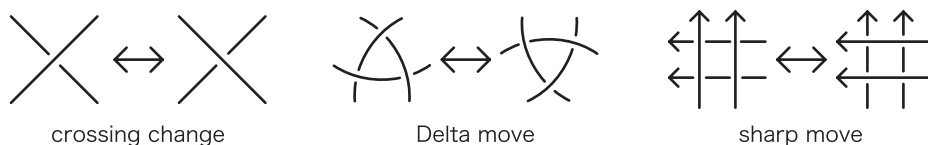


FIGURE 1.

2010 *Mathematics Subject Classification.* 57M25.

*Key words and phrases.* welded knot, virtual knot, unknotting operation, crossing change, Delta move, sharp move, pass move.

**Theorem 1.1.** *For any diagram  $D$  of a welded knot  $K$ , there is a diagram  $D'$  such that*

- (i)  $D'$  is obtained from  $D$  by the crossing changes at some classical crossings, and
- (ii)  $D'$  presents the trivial welded knot.

**Theorem 1.2.** *For any welded knot  $K$ , there is a finite sequence of welded knots  $K = K_0, K_1, \dots, K_n$  such that*

- (i)  $K_i$  is obtained from  $K_{i-1}$  by a Delta move ( $i = 1, 2, \dots, n$ ), and
- (ii)  $K_n$  is the trivial welded knot.

**Theorem 1.3.** *For any welded knot  $K$ , there is a finite sequence of welded knots  $K = K_0, K_1, \dots, K_n$  such that*

- (i)  $K_i$  is obtained from  $K_{i-1}$  by a sharp move ( $i = 1, 2, \dots, n$ ), and
- (ii)  $K_n$  is the trivial welded knot.

This paper is organized as follows. In Section 2, we prove that any descending diagram presents a trivial welded knot, which induces Theorem 1.1. In Sections 3 and 4, we prove that a replacement of a classical crossing with a welded crossing is accomplished by Delta moves and sharp moves, respectively, which induces Theorems 1.2 and 1.3.

## 2. CROSSING CHANGES

A *welded knot diagram* is a circle immersed in the plane  $\mathbb{R}^2$  with transverse double points which are divided into two classes called *classical crossings* and *welded crossings*. A classical crossing has over/under-information such that a small segment is removed from one of the paths intersecting at the crossing, and a welded crossing is indicated by putting a small circle on it. See Figure 2. A welded knot diagram is called *trivial* if it has no classical and welded crossings, that is, it is an embedding of a circle in  $\mathbb{R}^2$ .




FIGURE 2.

We consider eight kinds of local moves on welded knot diagrams called *Reidemeister moves* as shown in Figure 3. The first three moves C1–C3 are classical Reidemeister moves. The next three moves V1–V3 are obtained from C1–C3 by replacing all the classical crossings with welded ones. The moves V4 and W are also obtained from C3 by replacing two or one classical crossing(s) with welded one(s), respectively. Here, the arc with two welded crossings passes the classical crossing for V4, and the arc with two classical crossings passes over (not under) the welded crossing for W.

We say that two welded knot diagrams  $D$  and  $D'$  are *equivalent* if there is a finite sequence of welded knot diagrams  $D = D_0, D_1, \dots, D_n = D'$  such that  $D_i$  is obtained from  $D_{i-1}$  by performing a Reidemeister move C1–C3, V1–V4, or W on  $D_{i-1}$  ( $i = 1, 2, \dots, n$ ). A *welded knot* is an equivalence class of welded knot

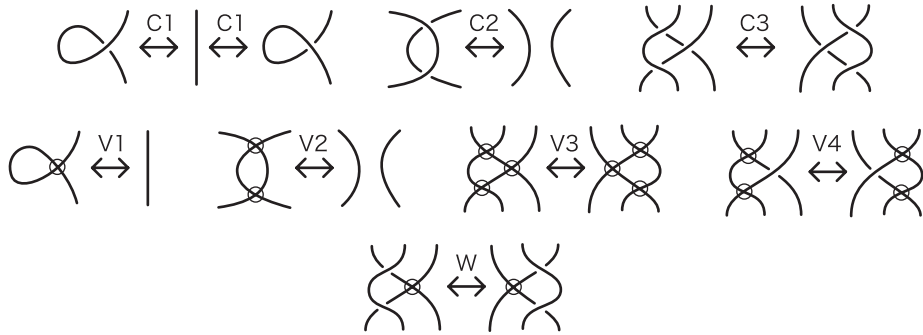


FIGURE 3.

diagrams under these Reidemeister moves. A welded knot is called *trivial* if it is presented by a trivial diagram.

A *Gauss diagram* is the union of a circle and  $n$  signed and oriented chords for some  $n \geq 0$  connecting  $n$  pairs of points on the circle. Let  $D$  be a welded knot diagram with  $n$  classical crossings. The Gauss diagram  $G = G(D)$  associated with  $D$  is defined to be the union of a circle covering  $D$  and  $n$  chords connecting the preimages of classical crossings. Each chord has the sign derived from that of the classical crossing, and is oriented from the over-crossing to the under-crossing.

We consider four kinds of moves on Gauss diagrams corresponding to moves C1, C2, C3, and W on welded knot diagrams. We use the same notations to indicate the moves on Gauss diagrams as those on welded knot diagrams. The left and middle of Figure 4 show C1 and W on a Gauss diagram, respectively, where  $\varepsilon$  and  $\varepsilon'$  are any signs. A move C1 removes or adds a chord whose endpoints are adjacent to each other. Such a chord is called *trivial*. Also, a move W changes the positions of adjacent initial endpoints of two chords regardless of the signs. We remark that a crossing change on a welded knot diagram corresponds to the change of sign and orientation of the chord simultaneously. See the right of the figure.

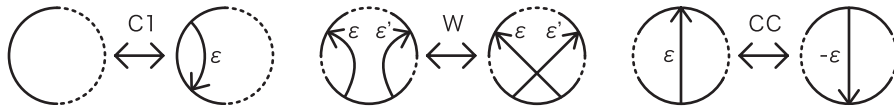


FIGURE 4.

It is known that two welded knot diagrams  $D$  and  $D'$  define the same Gauss diagram  $G(D) = G(D')$  if and only if  $D$  and  $D'$  are related by a finite sequence of virtual Reidemeister moves V1–V4 [4].

**Lemma 2.1.** *Let  $x$  be a classical crossing of a welded knot diagram  $D$ . We divide  $D$  into two closed paths by cutting  $D$  at  $x$ . Suppose that one of the obtained paths contains no under-crossing except  $x$ . Let  $E$  be the welded knot diagram obtained from  $D$  by replacing  $x$  with a welded crossing. Then  $D$  is related to  $E$  by a finite sequence of C1, V1–V4, and W.*

*Proof.* Let  $\alpha$  be the closed path at  $x$  on  $D$  which contains no under-crossings. Since the path on the Gauss diagrams  $G(D)$  corresponding to  $\alpha$  contains no terminal

endpoints of chords, we shrink the chord corresponding to  $x$  to be trivial by applying  $W$  repeatedly. Then the chord is removed by  $C1$  so that we obtain the Gauss diagram  $G(E)$  of  $E$ . See Figure 5. Therefore,  $D$  and  $E$  are related by  $C1$  and  $W$  up to  $V1$ – $V4$ .  $\square$

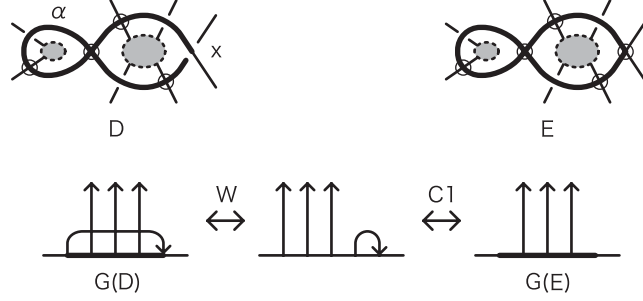


FIGURE 5.

We say that a welded knot diagram  $D$  is *descending* if there is a base point and an orientation of  $D$  such that walking along  $D$  from the base point with respect to the orientation, we meet the over-crossing for the first time and the under-crossing for the second time at every classical crossing.

**Proposition 2.2.** *Any descending diagram  $D$  is related to the trivial diagram by a finite sequence of  $C1$ ,  $V1$ – $V4$ , and  $W$ .*

*Proof.* Let  $x$  be the classical crossing of  $D$  such that  $x$  is the first under-crossing while walking along  $D$  from the base point according to the orientation of  $D$ . Since  $x$  satisfies the condition in Lemma 2.1, we can replace  $x$  with a welded crossing by  $C1$ ,  $V1$ – $V4$ , and  $W$ . Since the obtained diagram is descending again, by repeating this process,  $D$  is deformed into the diagram where all crossings are welded. Such a welded knot diagram is related to the trivial one by  $V1$ – $V4$ .  $\square$

*Proof of Theorem 1.1.* By Proposition 2.2, it is sufficient to perform crossing changes on  $D$  so that the obtained diagram is descending.  $\square$

Let  $c(K)$  denote the minimal number of classical crossings for all diagrams of a welded knot  $K$ .

**Lemma 2.3.** *Any non-trivial welded knot  $K$  satisfies  $c(K) \geq 3$ .*

*Proof.* It is not difficult to see that if a Gauss diagram has at most two chords, then the chords can be removed by  $C1$  and  $W$ .  $\square$

For a welded knot diagram  $D$ , we denote by  $u(D)$  the minimal number of classical crossings of  $D$  for which we perform the crossing changes to obtain a diagram presenting the trivial welded knot. The number  $u(D)$  is well-defined by Theorem 1.1. The *unknotting number* of a welded knot  $K$  is the minimal number of  $u(D)$  for all diagrams  $D$  presenting  $K$ , and denoted by  $u(K)$ . The following is a generalization of the well-known result for a classical knot (cf. [13]).

**Proposition 2.4.** *Any non-trivial welded knot  $K$  satisfies  $u(K) \leq \frac{c(K) - 1}{2}$ .*

*Proof.* Let  $D$  be a welded knot diagram of  $K$  with  $c(D) = c(K)$ , and  $x$  a classical crossing of  $D$ . By Lemma 2.3, we have  $c(D) \geq 3$ .

We choose a pair of points  $p_1$  and  $p_2$  on the over-path at  $x$  from one side of  $x$  to the other. Let  $S_i$  ( $i = 1, 2$ ) be the set of classical crossings of  $D$  such that we perform crossing changes at  $S_i$  on  $D$  to obtain the descending diagram with the base point  $p_i$  and the orientation from  $p_i$  to  $p_j$  ( $j \neq i$ ). Since  $S_1 \cap S_2 = \emptyset$  and  $|S_1| + |S_2| = c(D) - 1$ , it follows by Proposition 2.2 that

$$u(K) \leq u(D) \leq \frac{c(D) - 1}{2} = \frac{c(K) - 1}{2}.$$

□

### 3. DELTA MOVES

**Proposition 3.1.** *Let  $x$  be a classical crossing of a welded knot diagram  $D$ , and  $E$  the welded knot diagram obtained from  $D$  by the crossing change at  $x$ . Then  $D$  and  $E$  are related by a finite sequence of Reidemeister moves and Delta moves.*

*Proof.* Fix an orientation of  $D$ . Then  $D$  is regarded as a band sum of a positive or negative Hopf link diagram  $H$  as shown in Figure 6. This replacement is realized by C2. We remark that each band is on the left hand side of the attaching arc on  $E$ .

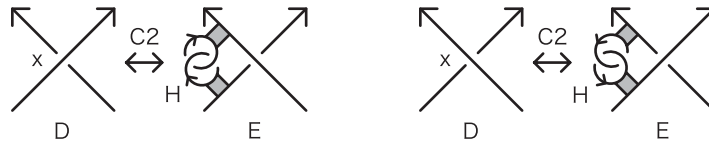


FIGURE 6.

We slide the attaching arcs of the bands along  $E$  so that they are adjacent to each other on  $E$ . In the top row of Figure 7, an attaching arc passes a crossing of  $E$  with making a pair of classical or welded crossings. In the bottom of the figure, an attaching arc passes an intersection of  $E$  and a band with making a quadruple of classical or welded crossings. The deformations are accomplished by C2 and V2.

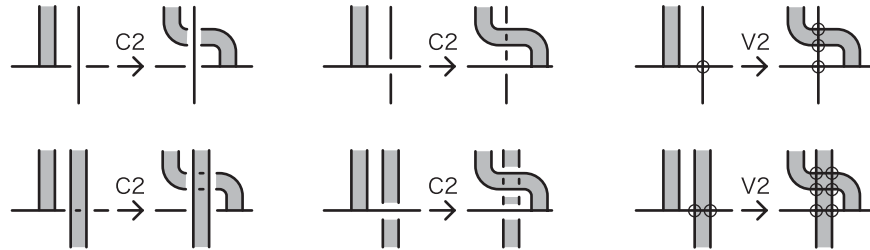


FIGURE 7.

The Hopf link diagram  $H$  can slide anywhere between the bands. In Figure 8,  $H$  passes an intersection of  $E$  and a band by performing C2, C3, V2, and V4. The

case that  $H$  passes an intersection between bands is similarly proved by replacing the horizontal segment of  $E$  in the figure with a band.

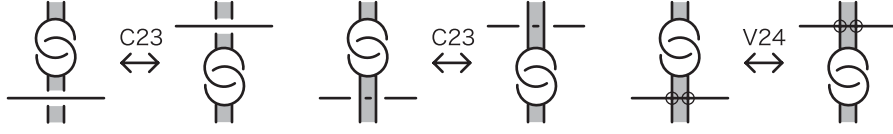


FIGURE 8.

A *banded* Reidemeister move is a local deformation obtained from an original Reidemeister move as in Figure 3 by replacing some strings with bands. It is easy to see that any banded Reidemeister move except C1 is accomplished by some original Reidemeister moves. To proceed with the proof of Proposition 3.1, we prepare the following classical deformations.

**Lemma 3.2** ([16]). *For a band sum of  $E$  and  $H$ , we have the following.*

- (i) *A banded Reidemeister move C1 is realized by classical Reidemeister moves and a Delta move up to a slide of  $H$ .*
- (ii) *A crossing change between  $E$  and a band or between bands is realized by classical Reidemeister moves and a Delta move up to a slide of  $H$ .*

*Proof.* We slide  $H$  near the portion where the modification will be applied. Then a banded C1 move and a crossing change between  $E$  and a band are accomplished by classical Reidemeister moves and Delta moves as shown in Figures 9. A crossing change between bands is similarly proved by duplicating the horizontal segment of  $E$  in the figure.  $\square$

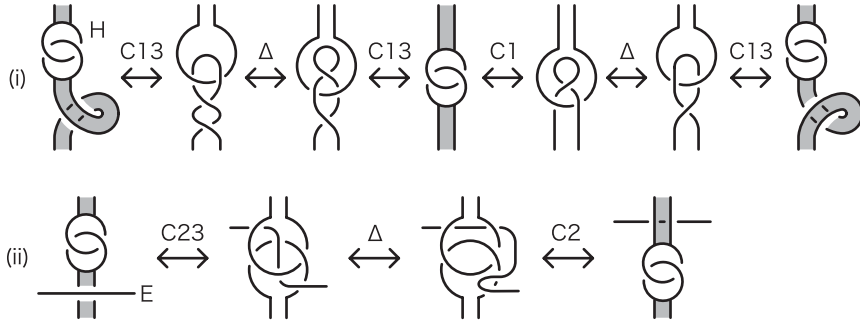


FIGURE 9.

Now we continue the proof. By Lemma 3.2(ii), we perform crossing changes so that the union of two bands are descending, that is, walking from one attaching arc on  $E$  to the other, we meet

- (i) a pair of over-crossings at every classical intersection between  $E$  and a band, and

- (ii) a quadruple of over-crossings for the first time and a quadruple of under-crossings for the second time at every classical intersection between bands.

See the left of Figure 10.

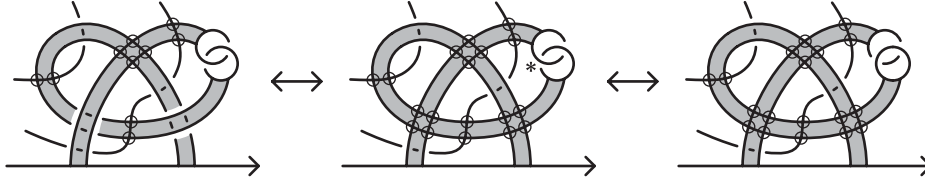


FIGURE 10.

We use the same technique as in the proof of Lemma 2.1 for the cores of the bands. By performing banded Reidemeister moves C1 and W by Lemma 3.2(i), all classical intersections between bands are replaced with welded ones as shown in the middle of the figure. Since one of the classical crossing of  $H$  satisfies the condition in Lemma 2.1, we perform a welding of the crossing and the inverse of another so that  $H$  becomes unlinked. See the right of the figure. Since the bands are removed by C2 and V2,  $D$  is equivalent to  $E$  up to Delta moves. This completes the proof of Proposition 3.1.  $\square$

*Proof of Theorem 1.2.* By Proposition 2.2, it is sufficient to perform crossing changes on  $D$  so that the obtained diagram is descending. Such crossing changes are accomplished by Reidemeister moves and Delta moves by Proposition 3.1.  $\square$

In classical knot theory, a single Delta move necessarily changes the knot type [12]. On the other hand, there is a pair of diagrams of the same welded knot which are related by a single Delta move. The two diagrams as shown in Figure 11 present the trivial welded knot.

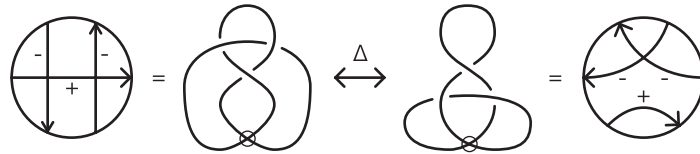


FIGURE 11.

By a similar argument to the proof of Proposition 3.1, any welded *link* diagram is transformed into the one such that all the self-crossings of the same component are welded by a finite sequence of Reidemeister moves and Delta moves. It is known in [10] that two classical links are related by a finite sequence of classical Reidemeister moves and Delta moves if and only if their pairwise linking numbers coincide.

**Question 3.3.** Can we detect whether two welded links are related by Reidemeister moves and Delta moves by some algebraic invariants?

## 4. SHARP MOVES

**Proposition 4.1.** *Let  $x$  be a classical crossing of a welded knot diagram  $D$ , and  $E$  the welded knot diagram obtained from  $D$  by the crossing change at  $x$ . Then  $D$  and  $E$  are related by a finite sequence of Reidemeister moves and sharp moves.*

*Proof.* The story of the proof is exactly the same as that of Proposition 3.1. It is sufficient to prove the following analogous to Lemma 3.2.  $\square$

**Lemma 4.2.** *For a band sum of  $E$  and  $H$ , we have the following.*

- (i) *A banded Reidemeister move C1 is realized by classical Reidemeister moves and sharp moves up to a slide of  $H$ .*
- (ii) *A crossing change between  $E$  and a band or between bands is realized by classical Reidemeister moves sharp move up to a slide of  $H$ .*

*Proof.* We consider four kinds of local moves, called a *pass move* [2, 5], a  $t_4$  move, a  $\bar{t}_4$  move [14], and a  $\Gamma$  move [5, 6] as shown in Figure 12. It is well-known that

- a pass move is realized by classical Reidemeister moves and sharp moves [10],
- a  $t_4$  move is realized by classical Reidemeister moves and a sharp move (cf. [11]),
- a  $\bar{t}_4$  move is realized by classical Reidemeister moves and a pass move (and hence, sharp moves), and
- a  $\Gamma$  move is realized by classical Reidemeister moves and a pass move (and hence, sharp moves) [5].

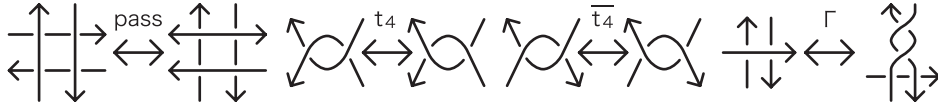


FIGURE 12.

Now we slide  $H$  near the the portion where the modification will be applied. Then a banded C1 move and a crossing change between  $E$  and a band are accomplished by classical Reidemeister moves and sharp moves as shown in Figure 13. A crossing change between bands is exactly the same as a pass move.  $\square$

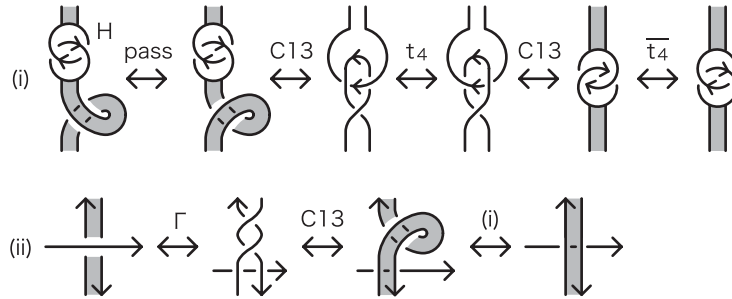


FIGURE 13.



*Proof of Theorem 1.3.* By Proposition 2.2, it is sufficient to perform crossing changes on  $D$  so that the obtained diagram is descending. Such crossing changes are accomplished by Reidemeister moves and sharp moves by Proposition 4.1.  $\square$

In classical knot theory, a single sharp move necessarily changes the knot type [9]. On the other hand, there is a pair of diagrams of the same welded knot which are related by a single sharp move. The two diagrams as shown in Figure 14 present the trivial welded knot.

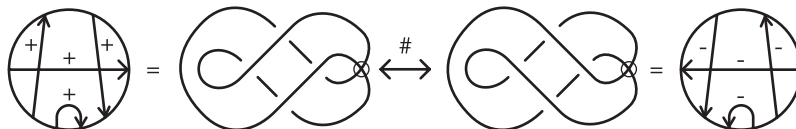


FIGURE 14.

By a similar argument to the proof of Proposition 4.1, any welded *link* diagram is transformed into the one such that all the self-crossings of the same component are welded by a finite sequence of Reidemeister moves and sharp moves. The necessary and sufficient condition are known for classical links to be related by classical Reidemeister moves and sharp moves in terms of their linking numbers [10].

**Question 4.3.** Can we detect whether two welded links are related by Reidemeister moves and sharp moves by some algebraic invariants?

It is known that any classical knot is equivalent to the trivial knot or trefoil knot up to pass moves [5].

**Question 4.4.** Is the set of equivalence classes of welded knots up to pass moves finite, or infinite?

#### ACKNOWLEDGMENTS

The author is partially supported by JSPS KAKENHI Grant Number 25400090. He would like to thank Professors Takuji Nakamura and Yasutaka Nakanishi for helpful suggestions.

#### REFERENCES

- [1] H. A. Dye and L. H. Kauffman, *Virtual crossing number and the arrow polynomial*, J. Knot Theory Ramifications **18** (2009), no. 10, 1335–1357.
- [2] D. Erle, *Die quadratische Form eines Knotens und ein Satz über Knotenmannigfaltigkeiten*, (German) J. Reine Angew. Math. **236** (1969), 174–218.
- [3] R. Fenn, R. Rimányi, and C. Rourke, *The braid-permutation group*, Topology **36** (1997), no. 1, 123–135.
- [4] M. Goussarov, M. Polyak, and O. Viro, *Finite-type invariants of classical and virtual knots*, Topology **39** (2000), no. 5, 1045–1068.
- [5] L. H. Kauffman, *Formal knot theory*, Mathematical Notes, 30. Princeton University Press, Princeton, NJ, 1983.
- [6] L. H. Kauffman, *On knots*, Annals of Mathematics Studies, 115. Princeton University Press, Princeton, NJ, 1987.
- [7] L. H. Kauffman, *Virtual knot theory*, European J. Combin. **20** (1999), no. 7, 663–690.
- [8] Y. Miyazawa, *A multi-variable polynomial invariant for virtual knots and links*, J. Knot Theory Ramifications **17** (2008), no. 11, 1311–1326.

- [9] H. Murakami, *Some metrics on classical knots*, Math. Ann. **270** (1985), no. 1, 35–45.
- [10] H. Murakami and Y. Nakanishi, *On a certain move generating link-homology*, Math. Ann. **284** (1989), no. 1, 75–89.
- [11] T. Nakamura and Y. Nakanishi, *Notes on sharp moves for knots*, J. Knot Theory Ramifications **21** (2012), no. 7, 1250068, 20 pp.
- [12] M. Okada, *Delta-unknotted operation and the second coefficient of the Conway polynomial*, J. Math. Soc. Japan **42** (1990), no. 4, 713–717.
- [13] M. Ozawa, *Ascending number of knots and links*, J. Knot Theory Ramifications **19** (2010), no. 1, 15–25.
- [14] J. H. Przytycki,  *$t_k$  moves on links*, Braids (Santa Cruz, CA, 1986), 615–565, Contemp. Math., 78, Amer. Math. Soc., Providence, RI, 1988.
- [15] S. Satoh and K. Taniguchi, *The writhes of a virtual knot*, Fund. Math. **225** (2014), no. 1, 327–342.
- [16] K. Taniyama and A. Yasuhara, *Clasp-pass moves on knots, links and spatial graphs*, Topology Appl. **122** (2002), no. 3, 501–529.

DEPARTMENT OF MATHEMATICS, KOBE UNIVERSITY, ROKKODAI-CHO 1-1, NADA-KU, KOBE 657-8501, JAPAN

*E-mail address:* `shin@math.kobe-u.ac.jp`