

Charmed hadron decays at BESIII

Liaoyuan Dong^{*†}

Institute of High Energy Physics, Beijing 100049, China

E-mail: dongly@ihep.ac.cn

I present here a selection of preliminary results on charmed hadron decays from BESIII collaboration, including the study of $D^+ \rightarrow K^- \pi^+ e^+ \nu_e$, the measurement of the form factors in $D^+ \rightarrow \omega e^+ \nu_e$ and the search for $D^+ \rightarrow \phi e^+ \nu_e$, the study of decay dynamics and CP asymmetry in $D^+ \rightarrow K_L^0 e^+ \nu_e$, and the measurements of the absolute branching fractions of twelve Cabibbo-favored hadronic Λ_c^+ decay modes and $\Lambda_c^+ \rightarrow \Lambda e^+ \nu_e$. The results are based on the data samples collected with the BESIII detector at the $\psi(3770)$ peak and at central-of-mass energy of 4.599 GeV.

The European Physical Society Conference on High Energy Physics

22–29 July 2015

Vienna, Austria

^{*}Speaker.

[†]on behalf of the BESIII collaboration. This work is supported in part by National Natural Science Foundation of China (NSFC) under Contracts Nos. 11075174, 11475185.

1. Introduction

Recent results from the BESIII experiment based on 2.92 fb^{-1} recorded at the $\psi(3770)$ peak and 567 pb^{-1} at $E_{cm} = 4.599 \text{ GeV}$ are presented here for studies of the charmed hadron decays. The $\psi(3770)$ predominantly decays to pairs of D mesons, either D^+D^- or $D^0\bar{D}^0$. At $E_{cm} = 4.599 \text{ GeV}$, Λ_c mesons are primarily produced as $\Lambda_c^+\bar{\Lambda}_c^-$ pairs. To identify the $D\bar{D}/\Lambda_c^+\bar{\Lambda}_c^-$ pairs, we make use of the double-tag technique initially used by MARK III [1]. In this technique, the yields of single tags (ST), where one D/Λ_c is reconstructed in the tag modes, and double tags (DT), where both D/Λ_c mesons are reconstructed, are determined. In this report, D^- is reconstructed in one of the six tag modes: $D^- \rightarrow K^+\pi^-\pi^-$, $K^+\pi^-\pi^-\pi^0$, $K_S^0\pi^-$, $K_S^0\pi^-\pi^0$, $K_S^0\pi^-\pi^-\pi^+$, and $K^+K^-\pi^-$, while Λ_c^+ is reconstructed in one of twelve tag modes: $\Lambda_c^+ \rightarrow pK_S^0$, $pK^-\pi^+$, $pK_S^0\pi^0$, $pK_S^0\pi^+\pi^-$, $pK^-\pi^+\pi^0$, $\Lambda\pi^+$, $\Lambda\pi^+\pi^0$, $\Lambda\pi^+\pi^-\pi^+$, $\Sigma^0\pi^+$, $\Sigma^+\pi^0$, $\Sigma^+\pi^+\pi^-$ and $\Sigma^+\omega$. The hadronic decays are identified using the beam-constrained mass $M_{BC} \equiv \sqrt{E_{\text{beam}}^2 - p^2c^2}$, where E_{beam} is the beam energy and p is measured momentum of D or Λ_c . The semileptonic decays are detected through the kinematic variable $U_{\text{miss}} \equiv E_{\text{miss}} - c|\vec{p}_{\text{miss}}|$, where E_{miss} and P_{miss} are the missing energy and momentum carried by the neutrino, respectively. Throughout this report, the inclusion of charge conjugated processes is implied, unless otherwise explicitly mentioned.

In this proceeding, I report five preliminary measurements from the BESIII collaboration. First I will present three results about D semileptonic decays, then present the measurements of absolute branching fractions for the twelve hadronic Λ_c^+ decay modes, and end this report with the measurement of absolute branching fraction of $\Lambda_c^+ \rightarrow \Lambda e^+ \nu_e$.

2. $D^+ \rightarrow K^-\pi^+e^+\nu_e$ (preliminary)

The semileptonic decay $D^+ \rightarrow K^-\pi^+e^+\nu_e$ provides a unique tool for investigating the $K\pi$ system, and measuring the $\bar{K}^*(892)^0$ resonance parameters and the hadronic transition form factors.

Using the double-tag technique, we select 18262 candidate events and measure the branching fractions to be $\mathcal{B}(D^+ \rightarrow K^-\pi^+e^+\nu_e) = (3.71 \pm 0.03 \pm 0.08)\%$ over the full $m_{K\pi}$ range and $\mathcal{B}(D^+ \rightarrow K^-\pi^+e^+\nu_e)_{[0.8,1]} = (3.33 \pm 0.03 \pm 0.07)\%$ in the $\bar{K}^*(892)^0$ region, respectively.

We perform a partial wave analysis (PWA) on the selected candidates. The probability density function (PDF) is expressed on the five kinematic variables [2]: m^2 ($K\pi$ mass square), q^2 ($e\nu_e$ mass square), θ_K (angle between the π and the D direction in the $K\pi$ rest frame), θ_e (angle between the ν_e and the D direction in the $e\nu_e$ rest frame), and χ (angle between the two decay planes). The q^2 dependent helicity basis form factors are parameterized according to the spectroscopic pole dominance (SPD) model, the phase δ_S of S -wave amplitude is parameterized as that used in the LASS parameterization. The PWA shows that the dominant component is $\bar{K}^*(892)^0$, S -wave contribution equal to $(6.05 \pm 0.22 \pm 0.18)\%$, and contributions from $\bar{K}^*(1410)^0$ and $\bar{K}_2^*(1430)^0$ are negligible. Projections of the five kinematic variables are shown in Fig. 1. We determine the $\bar{K}^*(892)^0$ resonance parameters: $m_{\bar{K}^*(892)^0} = (894.60 \pm 0.25 \pm 0.08) \text{ MeV}/c^2$, $\Gamma_{\bar{K}^*(892)^0} = (46.42 \pm 0.56 \pm 0.15) \text{ MeV}/c^2$, and the Blatt-Weisskopf parameter $r_{BW} = 3.07 \pm 0.26 \pm 0.11 \text{ (GeV}/c)^{-1}$. We also measure the parameters defining the hadronic form factors: $r_V = \frac{V(0)}{A_1(0)} = 1.411 \pm 0.058 \pm 0.007$, $r_2 = \frac{A_2(0)}{A_1(0)} = 0.788 \pm 0.042 \pm 0.008$, $m_V = (1.81_{-0.17}^{+0.25} \pm 0.02) \text{ MeV}/c^2$ (first measurement), $m_A = (2.61_{-0.17}^{+0.22} \pm 0.03) \text{ MeV}/c^2$, and $A_1(0) = 0.585 \pm 0.011 \pm 0.017$.

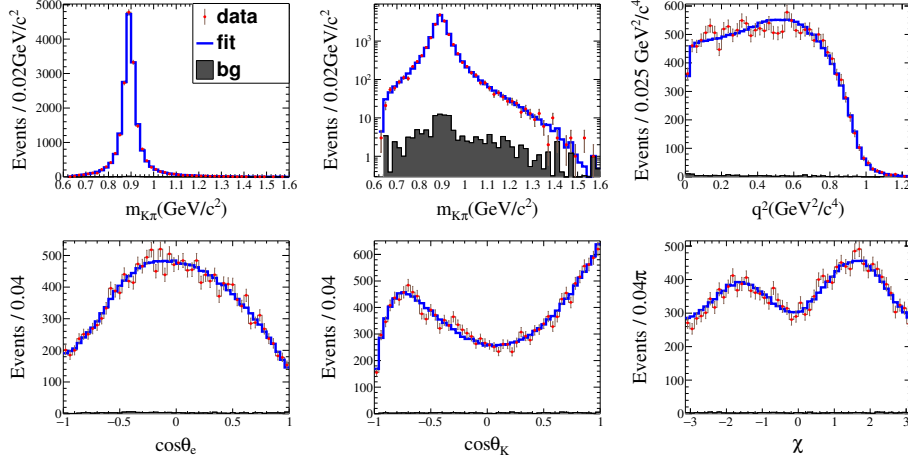


Figure 1: Projections of data (dots with error bars) and of the PWA solution (line) onto each of the kinematic variables. The shadowed histogram is the estimated background.

To test the applicability of the LASS parameterization for the S-wave phase, we measure the phase variation of the S-wave in a model-independent way. We divide the $m_{K\pi}$ spectrum into twelve bins and perform the PWA fit to measure δ_S in each bin (the phase is assumed to be constant within each bin). Figure 2 shows the comparison of the model-independent measurement with the results based on the LASS parameterization. We find good agreement between both determinations of the S-wave's phase variation.

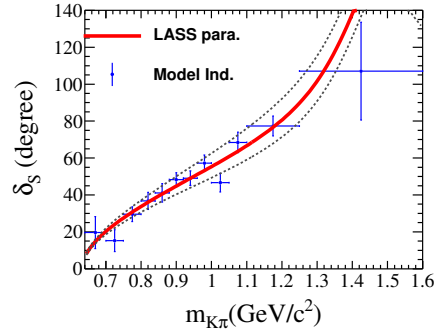


Figure 2: The S-wave phase variation versus $m_{K\pi}$. The points with error bars are model-independent measurements, the solid line (the dotted line shows the one sigma deviation from the central line) is the PWA solution based on LASS parameterization.

In the $\bar{K}^*(892)^0$ region, the decay intensity of $D^+ \rightarrow K^- \pi^+ e^+ \nu_e$ can be parameterized by three helicity basis form factors: $H_+(q^2, m)$, $H_-(q^2, m)$ and $H_0(q^2, m)$, describing the decay into the vector meson $\bar{K}^*(892)^0$, and by an additional form factor $h_0(q^2, m)$ describing the non-resonant S-wave contribution. We extract the helicity basis form factors in a model-independent way using the projective weighting technique [3], The results are shown in Fig. 3. We find the model-independent measurements are consistent with the SPD model with our PWA solution. Our measurements are also consistent with the CLEO-c results [4].

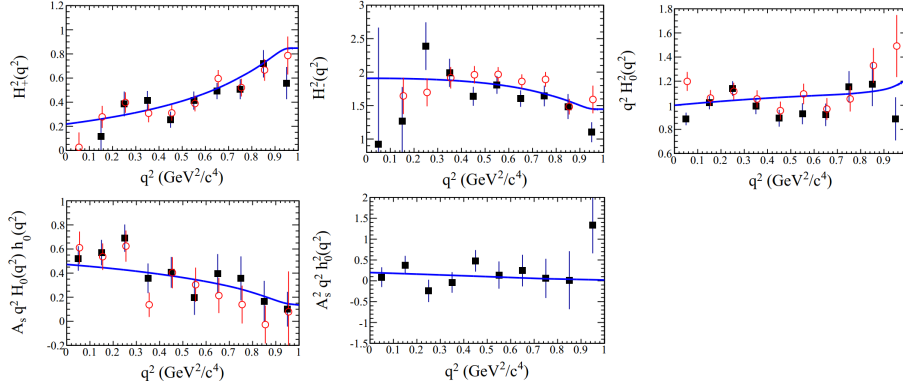


Figure 3: Form factors measured in a model-independent way (squares) compared with the CLEO-c results (circles) and with the PWA solution based on SPD model (curves).

3. $D^+ \rightarrow \omega e^+ \nu_e$ and $D^+ \rightarrow \phi e^+ \nu_e$ (preliminary)

The decay $D^+ \rightarrow \omega e^+ \nu_e$ has been observed at the CLEO-c experiment [5]. Neglecting lepton mass, the transition rate for $D^+ \rightarrow \omega e^+ \nu_e$ decays depends on three dominant form factors: two axial and one vector, A_1 , A_2 and V . The decay $D^+ \rightarrow \phi e^+ \nu_e$ has not been observed [6]. Its rate relative to $D_s^+ \rightarrow \omega e^+ \nu_e$ will provide information about $\omega - \phi$ mixing, as well as about the non-perturbative “weak annihilation”.

With the double-tag technique, the U_{miss} distributions with all tag modes combined for $D^+ \rightarrow \omega e^+ \nu_e$ and $D^+ \rightarrow \phi e^+ \nu_e$ are shown in Fig. 4. For the decay $D^+ \rightarrow \omega e^+ \nu_e$, the signal yield is obtained from the fit to the U_{miss} distribution. For the decay $D^+ \rightarrow \phi e^+ \nu_e$, we observed 2 events in the signal region ($[-0.05, 0.07]$ GeV) with 4.2 ± 1.5 background. The absolute branching fraction of the decay $D^+ \rightarrow \omega e^+ \nu_e$ and the upper limit on the $\mathcal{B}(D^+ \rightarrow \phi e^+ \nu_e)$ at 90% C.L. are listed in Table 1. These results are the most precise measurements to date.

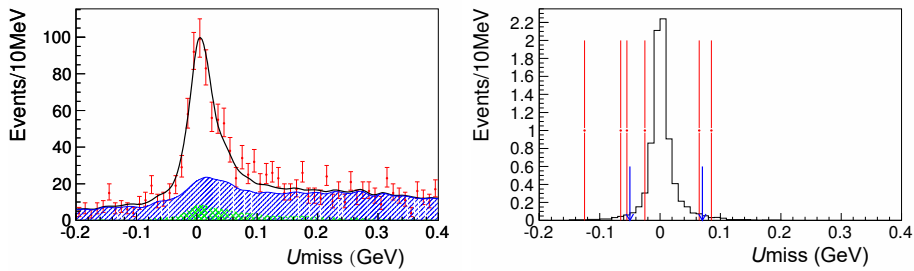


Figure 4: Left: fit to the U_{miss} distribution for $D^+ \rightarrow \omega e^+ \nu_e$. Right: the U_{miss} distribution for $D^+ \rightarrow \phi e^+ \nu_e$. The points with error bars are data. In left plot, the solid line is the fit, the filled curve is the total background, and the cross-hatched curve is the peaking background. In right plot, the solid histogram is the signal MC with arbitrary normalization, and the arrows show the signal region.

We perform a five-dimensional maximum likelihood fit in the space of m^2 (mass square of $\pi\pi\pi$), q^2 , $\cos\theta_1$ (helicity angle of ω), $\cos\theta_2$ (helicity angle of e) and χ (angle between the decay planes), to measure the form factors in the decay $D^+ \rightarrow \omega e^+ \nu_e$. The form factor ratios are deter-

Table 1: Measured branching fractions and a comparison with the previous measurements. For $\mathcal{B}(D^+ \rightarrow \omega e^+ \nu_e)$, the first uncertainty is statistical and the second systematic.

Mode	Measured \mathcal{B}	Previous [5, 6]
$\omega e^+ \nu_e$	$(1.63 \pm 0.11 \pm 0.08) \times 10^{-3}$	$(1.82 \pm 0.18 \pm 0.07) \times 10^{-3}$
$\phi e^+ \nu_e$	1.3×10^{-5} (90%C.L.)	9.0×10^{-5} (90%C.L.)

mined from the fit: $r_V = \frac{V(0)}{A_1(0)} = 1.24 \pm 0.09 \pm 0.06$, $r_2 = \frac{A_2(0)}{A_1(0)} = 1.06 \pm 0.15 \pm 0.05$, which are measured for the first time. Projections of the five kinematic variables are shown in Fig. 5.

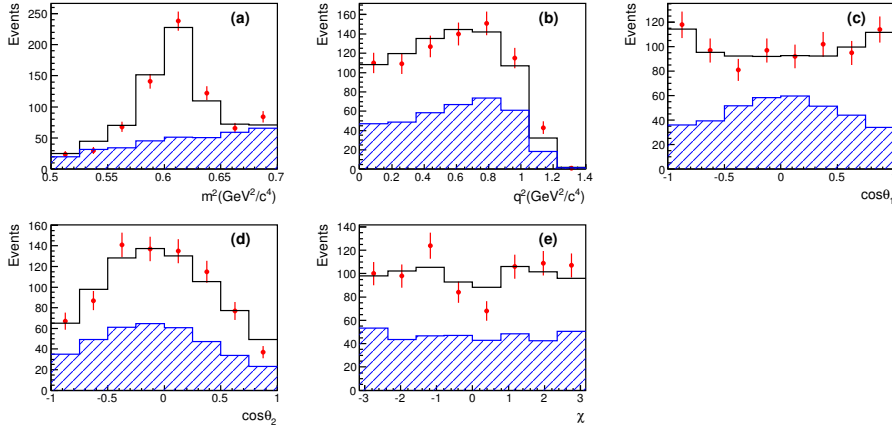


Figure 5: Projections of the data (points with error bars), and of the fit (solid histograms) onto each of the kinematic variables. The filled histogram curves show the background distributions.

4. $D^+ \rightarrow K_L^0 e^+ \nu_e$ (preliminary)

We present the first measurement of the absolute branching fraction and the CP violation for the decay $D^+ \rightarrow K_L^0 e^+ \nu_e$. With the double-tag technique, we measure the branching fractions of the six tag modes separately for D^+ and D^- . We obtain $\mathcal{B}(D^+ \rightarrow K_L^0 e^+ \nu_e) = (4.454 \pm 0.038 \pm 0.102)\%$, $\mathcal{B}(D^- \rightarrow K_L^0 e^- \bar{\nu}_e) = (4.507 \pm 0.038 \pm 0.104)\%$, which are the weighted averages of the six tag modes. We obtain the averaged branching fraction $\mathcal{B}(D^+ \rightarrow K_L^0 e^+ \nu_e) = (4.481 \pm 0.027 \pm 0.103)\%$, which agrees well with the measurement of $\mathcal{B}(D^+ \rightarrow K_S^0 e^+ \nu_e)$ by CLEO-c [7]. We also obtain the CP asymmetry $A_{CP} \equiv \frac{\mathcal{B}(D^+ \rightarrow K_L^0 e^+ \nu_e) - \mathcal{B}(D^- \rightarrow K_L^0 e^- \bar{\nu}_e)}{\mathcal{B}(D^+ \rightarrow K_L^0 e^+ \nu_e) + \mathcal{B}(D^- \rightarrow K_L^0 e^- \bar{\nu}_e)} = (-0.59 \pm 0.60 \pm 1.48)\%$, which is consistent with the theoretical prediction in Ref. [8].

In the limit of zero electron mass, the differential decay rate for $D^+ \rightarrow K_L^0 e^+ \nu_e$ depends only on one form factor $f_+(q^2)$. We perform simultaneous fits to the distributions of the observed candidates as a function of q^2 for six tag modes to determine the $f_+^K(0)|V_{cs}|$. We use several parameterizations for the $f_+(q^2)$: the simple pole model, the modified pole model, two-parameter series expansion, and three-parameter series expansion. Figure 7 shows the simultaneous fits using the two-parameter series expansion model, corresponding to the results: $f_+^K(0)|V_{cs}| = 0.728 \pm 0.006 \pm 0.011$, and shape parameter $r_1 = -1.91 \pm 0.33 \pm 0.24$.

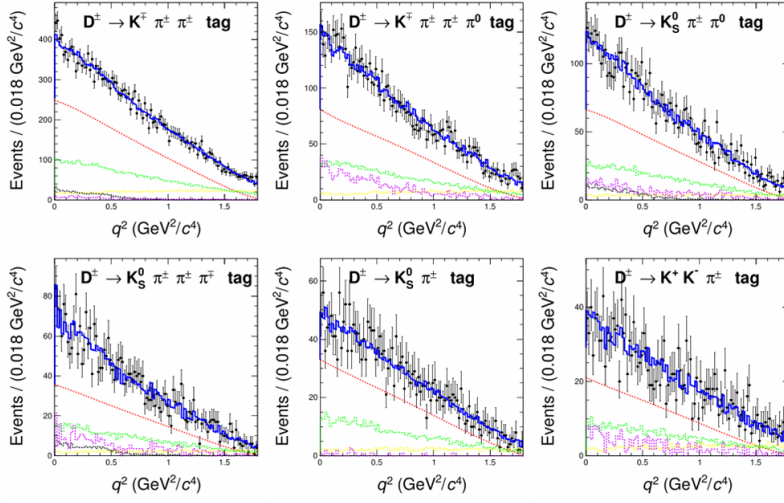


Figure 6: Fits (blue solid curves) to observed candidates (points with error bars) as a function of q^2 by two-parameter series expansion parameterization. In each plot, the red dashed curves show the signal, while the yellow, violet, black and green curves refer to different kinds of backgrounds.

5. Λ_c^+ Hadronic decays (preliminary)

Hadronic Λ_c^+ decays rates are key probes to understand b -flavor meson and baryon decays. Experimentally, most of the branching fractions of the Λ_c^+ are measured referring to the $pK^-\pi^+$ mode. However, PDG has made a model-dependent determination of the absolute $\mathcal{B}(\Lambda_c^+ \rightarrow pK^-\pi^+) = (5.0 \pm 1.3)\%$ with large uncertainty [9]. Recently, Belle reports a model-independent measurement of $\mathcal{B}(\Lambda_c^+ \rightarrow pK^-\pi^+) = (6.84 \pm 0.24_{-0.27}^{+0.21})\%$, which improve the precision by a factor of 5.

Using the double-tag technique, we measure the absolute branching fractions for twelve Cabibbo-favored hadronic Λ_c^+ decay modes. The ST and DT yields are obtained by fitting the M_{BC} distributions of the Λ_c candidates. We perform a least square fit, which considers statistical and systematic correlations among different hadronic modes, to obtain the branching fractions of the twelve Λ_c^+ decay modes globally. Table 2 lists the resultant ST yields and DT yields, as well as the fitted branching fractions of Λ_c^+ , where the uncertainties are statistical only. Our result on $\mathcal{B}(\Lambda_c^+ \rightarrow pK^-\pi^+)$ is consistent with that in PDG, but lower than Belle's with a significance of about 2σ . For the branching fractions of the other modes, the precisions of our measurement are significantly improved comparing to the world average values in PDG.

6. $\Lambda_c^+ \rightarrow \Lambda e^+ \nu_e$ (preliminary)

The $\Lambda_c^+ \rightarrow \Lambda e^+ \nu_e$ decay provide a good test on non-perturbation theoretical models and calibrate the calculations of lattice quantum chromodynamics (LQCD) in charm baryon sector.

Using the similar strategy in Section 5, we obtain the signal yield by fitting the U_{miss} distribution for the candidate events, as shown in Fig. 7. We obtain the number of the signals to be 103.5 ± 10.9 after subtracting the number of background. The absolute branching fraction for $\Lambda_c^+ \rightarrow \Lambda e^+ \nu_e$ is determined to be $\mathcal{B}(\Lambda_c^+ \rightarrow \Lambda e^+ \nu_e) = (3.63 \pm 0.38)\%$, where the error is statistical only. Our result improves the precision of PDG value more than twofold.

Table 2: ST yields, DT yields, and the measured branching fractions with comparison to PDG values and Belle measurement. For our results, the uncertainties are statistical only. The branching fractions do not include any sub decay rates.

Mode	ST yield	DT yield	Measured \mathcal{B} (%)	PDG \mathcal{B} (%)	Belle \mathcal{B} (%) [10]
pK_S^0	1243 ± 37	89 ± 10	1.48 ± 0.08	1.15 ± 0.30	
$pK^- \pi^+$	6308 ± 88	390 ± 21	5.77 ± 0.27	5.0 ± 1.3	$6.84 \pm 0.24^{+0.21}_{-0.27}$
$pK_S^0 \pi^0$	558 ± 33	40 ± 7	1.77 ± 0.12	1.65 ± 0.50	
$pK_S^0 \pi^+ \pi^-$	454 ± 28	29 ± 6	1.43 ± 0.10	1.30 ± 0.35	
$pK^- \pi^+ \pi^0$	1849 ± 71	148 ± 14	4.25 ± 0.22	3.4 ± 1.0	
$\Lambda \pi^+$	706 ± 27	59 ± 8	1.20 ± 0.07	1.07 ± 0.28	
$\Lambda \pi^+ \pi^0$	1497 ± 52	89 ± 11	6.70 ± 0.35	3.6 ± 1.3	
$\Lambda \pi^+ \pi^- \pi^+$	609 ± 31	53 ± 7	3.67 ± 0.23	2.6 ± 0.7	
$\Sigma^0 \pi^+$	586 ± 32	39 ± 6	1.28 ± 0.08	1.05 ± 0.28	
$\Sigma^+ \pi^0$	271 ± 25	20 ± 5	1.18 ± 0.11	1.00 ± 0.34	
$\Sigma^+ \pi^+ \pi^-$	836 ± 43	56 ± 8	3.58 ± 0.22	3.6 ± 1.0	
$\Sigma^+ \omega$	157 ± 22	13 ± 3	1.47 ± 0.18	2.7 ± 1.0	

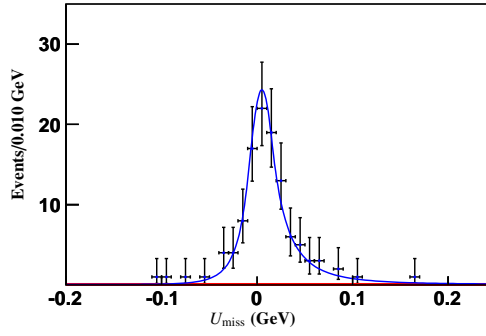


Figure 7: Fit to the U_{miss} distribution for $\Lambda_c^+ \rightarrow \Lambda e^+ \nu_e$. The points with error bars are data, the (blue) solid line shows the total fit and the (red) dashed line is the background shape.

References

- [1] R. M. Baltrusaitis *et al.* (MARK III Collaboration), Phys. Rev. Lett. **56**, 2140 (1986).
- [2] N. Cabibbo and A. Maksymowicz, Phys. Rev. B **137**, 438 (1965).
- [3] J. M. Link *et al.* (FOCUS Collaboration), Phys. Lett. B **633**, 183 (2006).
- [4] R. A. Briere *et al.* (CLEO Collaboration), Phys. Rev. D **81**, 112001 (2010).
- [5] S. Dobbs *et al.* (CLEO Collaboration), Phys. Rev. Lett. **100**, 131802 (2013).
- [6] J. Yelton *et al.* (CLEO Collaboration), Phys. Rev. D **84**, 032001 (2011).
- [7] D. Besson *et al.* (CLEO Collaboration), Phys. Rev. D **80**, 032005 (2009).
- [8] Z. Z. Xing, Phys. Lett. B **353**, 313 (1995); Phys. Lett. B **363**, 266 (1995).
- [9] K. A. Olive *et al.* (Particle Data Group), Chin. Phys. C **38**, 090001 (2014).
- [10] A. Zupanc *et al.* (Belle Collaboration), Phys. Rev. Lett. **113**, 042002 (2014).