



Bayesian Inference of Online Social Network Statistics via Lightweight Random Walk Crawls

Konstantin Avrachenkov, Bruno Ribeiro,
Jithin K. Sreedharan

**RESEARCH
REPORT**

N° 8793

October 2015

Project-Team Maestro



Bayesian Inference of Online Social Network Statistics via Lightweight Random Walk Crawls

Konstantin Avrachenkov*, Bruno Ribeiro†,
Jithin K. Sreedharan‡§

Project-Team Maestro

Research Report n° 8793 — October 2015 — 21 pages

Abstract: Online social networks (OSN) contain extensive amount of information about the underlying society that is yet to be explored. One of the most feasible technique to fetch information from OSN, crawling through Application Programming Interface (API) requests, poses serious concerns over the the guarantees of the estimates. In this work, we focus on making reliable statistical inference with limited API crawls. Based on regenerative properties of the random walks, we propose an unbiased estimator for the aggregated sum of functions over edges and proved the connection between variance of the estimator and spectral gap. In order to facilitate Bayesian inference on the true value of the estimator, we derive the approximate posterior distribution of the estimate. Later the proposed ideas are validated with numerical experiments on inference problems in real-world networks.

Key-words: Bayesian inference, Random walk on graphs, Social network analysis, Graph sampling

* Inria Sophia Antipolis, France. Email: k.avrachenkov@sophia.inria.fr

† Purdue University, IN, USA Email: ribeiro@cs.purdue.edu

‡ Inria Sophia Antipolis, France. Email: jithin.sreedharan@inria.fr

§ Corresponding author

**RESEARCH CENTRE
SOPHIA ANTIPOLIS – MÉDITERRANÉE**

2004 route des Lucioles - BP 93
06902 Sophia Antipolis Cedex

Inférence bayésienne de statistiques des réseaux sociaux par les marches aléatoires avec complexité légère

Résumé : Les réseaux sociaux en ligne contiennent grande quantité d'informations à propos de la société qui peut être significativement exploré. Une des techniques, parmi les plus faisable de récupérer des informations, est d'explorer le réseau à l'aide de Application Programming Interface (API). Dans ce travail, nous nous concentrons sur l'inférence statistique fiable avec un taux limité des appels vers l'API. Basé sur les propriétés régénératrices des marches aléatoires, nous proposons un estimateur sans biais pour la somme agrégée des fonctions sur des arêtes. Nous montrons la connexion entre la variance de l'estimateur et l'écart spectral. Afin de faciliter l'inférence bayésienne sur la vraie valeur de l'estimateur, nous dérivons la distribution postérieure asymptotique de l'estimation. Finalement, les idées proposées sont validés par des expériences numériques sur les problèmes d'inférence dans les réseaux sociaux réels

Mots-clés : Inférence bayésienne, marche aléatoire sur les graphes, analyse de réseau social.

1 Introduction

What is the fraction of male-female connections against that of female-female connections in a given Online Social Network (OSN)? Is the OSN assortative or disassortative? Edge, triangle, and node statistics of OSNs find applications in computational social science (see e.g. [25]), epidemiology [26], and computer science [4, 11, 27]. Computing these statistics is a key capability in large-scale social network analysis and machine learning applications. But because data collection in the wild is often limited to partial OSN crawls through Application Programming Interface (API) requests, observational studies of OSNs – for research purposes or market analysis – depend in great part on our ability to compute network statistics with incomplete data. Case in point, most datasets available to researchers in widely popular public repositories are partial OSN crawls¹. Unfortunately, these incomplete datasets have unknown biases and no statistical guarantees regarding the accuracy of their statistics. To date, the best methods for crawling networks ([3, 10, 28]) show good real-world performance but only provide statistical guarantees asymptotically (i.e., when the entire OSN network is collected).

This work addresses the fundamental problem of obtaining unbiased and reliable node, edge, and triangle statistics of OSNs via partial crawling. *To the best of our knowledge our method is the first to provide a practical solution to the problem of computing OSN statistics with strong theoretical guarantees from a partial network crawl.* More specifically, we (a) provide a provable finite-sample unbiased estimate of network statistics (and their spectral-gap derived variance) and (b) provide the asymptotic posterior of our estimates that performs remarkably well all tested real-world scenarios.

More precisely, let $G = (V, E)$ be an undirected labeled network – not necessarily connected – where V is the set of vertices and $E \subseteq V \times V$ is the set of edges. Both edges and nodes can have labels. Network G is unknown to us except for $n > 0$ arbitrary initial seed nodes in $I_n \subseteq V$. Nodes in I_n must span all the different connected components of G . From the seed nodes we crawl the network starting from I_n and obtain a set of crawled edges $\mathcal{D}_m(I_n)$, where $m > 0$ is a parameter that regulates the number of website API requests. With the crawled edges $\mathcal{D}_m(I_n)$ we seek an unbiased estimate of

$$\mu(G) = \sum_{(u,v) \in E} f(u,v). \tag{1}$$

Note that functions of the form eq. (1) are general enough to compute node statistics

$$\mu_{\text{node}}(G) = \sum_{(u,v) \in E} g(v)/d_v,$$

where d_u is the degree of node $u \in V$, and statistics of triangles such as the local clustering coefficient of G first provided by [28]

$$\mu_{\Delta}(G) = \frac{1}{|V|} \sum_{(u,v) \in E} \frac{\mathbf{1}(d_v > 2) \sum_{a \in N_v} \sum_{b \in N_v, b \neq a} \mathbf{1}((v,a) \in E \cap (v,b) \in E \cap (a,b) \in E)}{d_v \binom{d_v}{2}},$$

where the expression inside the sum is zero when $d_v < 2$ and N_v are the neighbors of $v \in V$ in G . Our task is to find estimates of general functions of the form $\mu(G)$ in eq. (1).

¹The majority of the datasets in the public repositories SNAP [21] and KONECT [19] are partial website crawls, not complete datasets or uniform samples.

Contributions

In our work we provide a partial crawling strategy using random walk tours whose posterior

$$P[\mu(G)|\mathcal{D}_m(I_n)]$$

is shown to have an unbiased maximum a posteriori estimate (MAP) $\hat{\mu}_{\text{MAP}}(\mathcal{D}_m(I_n))$ regardless of the number of nodes in the seed set $n > 0$ and regardless of the value of $m > 0$, i.e., $E[\hat{\mu}_{\text{MAP}}(\mathcal{D}_m(I_n))] = \mu(G), \forall n, m > 0$. Note that we guarantee that our MAP estimate is unbiased in the finite-sample regime unlike previous asymptotic methods [3, 10, 20, 28, 29]. Moreover, we provide the posterior $P[\mu(G)|\mathcal{D}_m(I_n)]$ for the large m regime and prove its convergence in distribution showing its convergence rate. In our experiments we note that the posterior is remarkably accurate using a variety of networks large and small. We also provide upper and lower bounds for $P[\mu(G)|\mathcal{D}_m(I_n)]$.

Related Work

The works of [23] and [6] are the ones closest to ours. [23] estimates the size of a network based on the return times of random walk tours. [6] estimates number of triangles, network size, and subgraph counts from weighted random walk tours using results of [1]. The previous works on non-asymptotic inference of network statistics from incomplete network crawls [12, 17, 18, 13, 14, 22, 30] need to fit the partial observed data to a probabilistic graph model such as ERGMs (exponential family of random graphs models). Our work advances the state-of-the-art in estimating network statistics from partial crawls because: (a) we estimate statistics of arbitrary edge functions without assumptions about the graph model or the underlying graph; (b) we do not need to bias the random walk with weights; this is particularly useful when estimating multiple statistics reusing the same observations; (c) we derive upper and lower bounds on the variance of estimator, which both show the connection with the spectral gap; and, finally, (d) we compute a posterior over our estimates to give practitioners a way to access the confidence in the estimates without relying on unobtainable quantities like the spectral gap and without assuming a probabilistic graph model.

The remainder of the paper is organized as follows. In Section 2 we introduce our main theorems and supporting lemmas and proofs. In Section 3 we introduce artificial illustrative examples to aid understanding our method. In Section 4 we introduce our results using simulations over real-world networks. Finally, in Section 5 we present our conclusions.

2 Network Estimation from Partial Crawls

In this section we present our main results. The outline of this section is as follows. Section 2.1 introduces key concepts and defines the notation used throughout this manuscript. Section 2.2 introduces our main results in the form of two theorems: Theorem 1 presents an unbiased estimator of any function over edges of an undirected graph using random walk tours. Our random walk tours are shorter than the “regular random walk tours” because the “node” that they start from is an amalgamation of a multitude of nodes in the graph. Here, we briefly explains the approximate posterior of the estimator in Theorem 1. Section 2.3 proves Theorem 1, introducing important upper and lower bounds of the estimator variance in Section 2.4.1 and showing the effect of the spectral gap. Finally, Section 2.4 derives the approximate Bayesian posterior (3) also using the bounds obtained in Section 2.4.1.

2.1 Preliminaries

Let $G = (V, E)$ be an unknown undirected graph. Our goal is to find an unbiased estimate of $\mu(G)$ in eq. (1) and its posterior by crawling a small fraction of G . We are given a set of $n > 0$ initial *arbitrary* nodes denoted $I_n \subset V$. If G has disconnected components I_n must span all the different connected components of G .

Our network crawler is a classical random walk over the following augmented multigraph $G' = (V', E')$. A multigraph is a graph that can have multiple edges between two nodes. In G' we aggregate all nodes of I_n into a single node, denoted hereafter \mathcal{S}_n , the *super-node*. Thus, $V' = \{V \setminus I_n\} \cup \{\mathcal{S}_n\}$. The edges of G' are $E' = E \setminus \{E \cap \{I_n \times V\}\} \cup \{(\mathcal{S}_n, v) : \forall (u, v) \in E, \text{ s.t. } u \in I_n \text{ and } v \in V \setminus I_n\}$, i.e., E' contains all the edges in E including the edges from the nodes in I_n to other nodes, and I_n is merged into the super-node \mathcal{S}_n . Note that G' is necessarily connected as I_n spans all the connected components of G .

A random walk on G' has transition probability from node u to an adjacent node v , $p_{uv} := \mathbf{P}_{u,v}$ with $\alpha_{u,v}/d_u$, where d_u is the degree of u and $\alpha_{u,v}$ is the number of edges between $u \in V'$ and $v \in V'$. We note that the theory presented in the paper can be extended to more sophisticated random walks as well. Let π_i be the stationary distribution at node i in the random walk on G' .

A random walk *tour* is defined as the sequence of nodes $X_1^{(k)}, \dots, X_{\xi_k}^{(k)}$ visited by the random walk during successive k -th and $k+1$ -st visits to the super-node \mathcal{S}_n . Here $\{\xi_k\}_{k \geq 1}$ denote the successive return times to \mathcal{S}_n . Tours have a key property: from the renewal theorem tours are independent since the returning times act as renewal epochs. Moreover, let Y_1, Y_2, \dots, Y_n be a random walk on G' in steady state.

Note that the random walk on G' is equivalent to a random walk on G where all the nodes in I_n are treated as **one single node**.

The function f is redefined on G' as follows: for $(u, v) \in E'$, $f(u, v)$ remains same when $u \notin \mathcal{S}_n$ and $v \notin \mathcal{S}_n$. But when $u \in \mathcal{S}_n$ or $v \in \mathcal{S}_n$, $f(u, v)$ is redefined as zero.

Super-node Motivation

The introduction of super-node is primary motivated by the following three reasons:

- *Tackling disconnected or low-conductance graphs*: When the graph is not strongly connected or has many connected components, forming a super-node with representatives from each of the components make the modified graph connected and suitable for applying random walk theory. Even when the graph is connected, it might not be well-knit, i.e., it has low conductance. Since the conductance is closely related to mixing time of Markov chains, such graph will prolong the mixing of random walks. But with proper choice of super-node, we can reduce the mixing time and, as we show, improve the estimation accuracy. This idea is illustrated with a Dumbbell graph example in Section 3.
- *Faster Estimate with Shorter Tours*: The expected value of the k -th tour length $E[\xi_k] = 1/\pi_{\mathcal{S}_n}$ is inversely proportional to the degree of the super-node $d_{\mathcal{S}_n}$. Hence, by forming a massive-degree super-node we can significantly shorten the average tour length.

2.2 Main Results

In what follows we present our main results. Theorem 1 proposes an unbiased estimator of edge characteristics $\mu(G)$ via random walk tours. Then we present the approximate posterior distribution of the unbiased estimator presented in Theorem 1.

Theorem 1. Let G be an unknown undirected graph where $n > 0$ initial arbitrary set of nodes is known $I_n \subseteq V$ which span all the different connected components of G . Consider a random walk on the augmented multigraph G' described in Section 2.1 starting at super-node \mathcal{S}_n . Let $(X_t^{(k)})_{t=1}^{\xi_k}$ be the k -th random walk tour until the walk first returns to \mathcal{S}_n and let $\mathcal{D}_m(\mathcal{S}_n)$ denote the collection of all nodes in $m \geq 1$ such tours, $\mathcal{D}_m(\mathcal{S}_n) = ((X_t^{(k)})_{t=1}^{\xi_k})_{k=1}^m$. Then,

$$\hat{\mu}(\mathcal{D}_m(\mathcal{S}_n)) = \underbrace{\frac{d_{\mathcal{S}_n}}{2m} \sum_{k=1}^m \sum_{t=2}^{\xi_k} f(X_{t-1}^{(k)}, X_t^{(k)})}_{\text{Estimate from crawls}} + \underbrace{\sum_{\substack{(u,v) \in E \text{ s.t.} \\ u \in I_n \text{ or } v \in I_n}} f(u, v)}_{\text{Edges between initial nodes at original } G} \quad (2)$$

is an unbiased estimate of $\mu(G)$, i.e., $E[\hat{\mu}(\mathcal{D}_m(\mathcal{S}_n))] = \mu(G)$. Moreover the estimator is strongly consistent, i.e., $\hat{\mu}(\mathcal{D}_m(\mathcal{S}_n)) \rightarrow \mu(G)$ a.s. for $m \rightarrow \infty$.

Theorem 1 provides an unbiased estimate of network statistics from random walk tours. The length of tour k is short if it starts at a massive super-node as the expected tour length is inversely proportional to the degree of the super-node, $E[\xi_k] \propto 1/d_{\mathcal{S}_n}$. This provides a practical way to compute unbiased estimates of node, edge, and triangle statistics using $\hat{\mu}(\mathcal{D}_m(\mathcal{S}_n))$ (eq. (2)) while observing only a small fraction of the original graph. Because random walk tours can have arbitrary lengths, we show in Lemma 2, Section 2.4, that there are upper and lower bounds on the variance of $\hat{\mu}(\mathcal{D}_m(\mathcal{S}_n))$. For a bounded function f , the upper bounds are shown to be always finite.

In what follows we show the approximate posterior of the estimator in Theorem 1. In Section 4 we shall see that the approximate posterior matches very well the empirical posterior using simulations over real-world networks while crawling $< 10\%$ of the nodes in the network.

Let $\mu(G')$ be the true value $\mu(G)$ outside the subgraph formed by the nodes that were merged into the super-node.

Bayesian approximation of the posterior of $\mu(G)$

Let

$$\hat{F}_h = \frac{d_{\mathcal{S}_n}}{2 \lfloor \sqrt{m} \rfloor} \sum_{k=((h-1) \lfloor \sqrt{m} \rfloor + 1)}^{h \lfloor \sqrt{m} \rfloor} \sum_{t=2}^{\xi_h} f(X_{t-1}^{(k)}, X_t^{(k)}) + \sum_{\substack{(u,v) \in E \text{ s.t.} \\ u \in I_n \text{ or } v \in I_n}} f(u, v).$$

In the scenario of Theorem 1 for $m \geq 2$ tours and assuming priors $\mu(G) | \sigma^2 \sim \text{Normal}(\mu_0, \sigma^2/m_0)$, $\sigma^2 \sim \text{Inverse-gamma}(\nu_0/2, \nu_0 \sigma_0^2/2)$ (σ^2 is the variance of \hat{F}_1), then the marginal posterior density of $\mu(G)$ as $m \rightarrow \infty$ converges *in distribution* to a non-standardized t -distribution

$$\phi(x | \nu, \tilde{\mu}, \tilde{\sigma}) = \frac{\Gamma(\frac{\nu+1}{2})}{\Gamma(\frac{\nu}{2}) \tilde{\sigma} \sqrt{\pi \nu}} \left(1 + \frac{(x - \tilde{\mu})^2}{\tilde{\sigma}^2 \nu} \right)^{-\frac{\nu+1}{2}} \quad (3)$$

with degrees of freedom parameter

$$\nu = \nu_0 + \lfloor \sqrt{m} \rfloor,$$

location parameter

$$\tilde{\mu} = \frac{m_0 \mu_0 + \lfloor \sqrt{m} \rfloor \hat{\mu}(\mathcal{D}_m(\mathcal{S}_n))}{m_0 + \lfloor \sqrt{m} \rfloor},$$

and scale parameter

$$\tilde{\sigma} = \sqrt{\frac{\nu_0 \sigma_0^2 + \sum_{k=1}^{\lfloor \sqrt{m} \rfloor} (\hat{F}_k - \hat{\mu}(\mathcal{D}_m(\mathcal{S}_n)))^2 + \frac{m_0 \lfloor \sqrt{m} \rfloor (\hat{\mu}(\mathcal{D}_m(\mathcal{S}_n)) - \mu_0)^2}{m_0 + \lfloor \sqrt{m} \rfloor}}{(\nu_0 + \lfloor \sqrt{m} \rfloor)(m_0 + \lfloor \sqrt{m} \rfloor)}}.$$

Remark 1. Note that approximation in (3) is a Bayesian approach and Theorem 1 is the frequentist counterpart. In fact, the motivation to form the Bayesian approach comes from the frequentist estimator (\hat{F}_h samples). From the approximate posterior, the Bayesian MAP estimator for sufficiently large values of m is

$$\hat{\mu}_{\text{MAP}} = \arg \max_x \phi(x|v, \tilde{\mu}, \tilde{\sigma}) = \tilde{\mu}.$$

Thus when $m_0 = 0$, the Bayesian estimator $\hat{\mu}_{\text{MAP}}$ is essentially the first term in the frequentist estimator $\hat{\mu}(\mathcal{D}_m(\mathcal{S}_n))$ (second term is calculated a priori), and hence both the estimators are same. In this paper we make use of the posterior distribution from the Bayesian approach to get the degrees of belief along with the common estimator from both the approaches.

The above remark shows that the approximate posterior in (3) provides a way to access the confidence in the estimate $\hat{\mu}(\mathcal{D}_m(\mathcal{S}_n))$. The Normal prior for the average gives the largest variance given a given mean. The inverse-gamma is a non-informative conjugate prior if the variance of the estimator is not too small [9], which is generally the case in our application. Other choices of prior, such as uniform, are also possible yielding different posteriors without closed-form solutions [9]. The posterior is conservative as $\hat{\mu}(\mathcal{D}_m(\mathcal{S}_n))$ is calculated from m tours while the posterior considers only \sqrt{m} tours. Being conservative, however, is advised as the posterior is for large values of m and the conservative estimate better protects us from finite-sample anomalies and perform very well in practice as we see in Section 4.

In what follows we provide the proofs of our main results.

2.3 Proof of Theorem 1

The outline of this proof is as follows. In Lemma 1 we show that the estimate of $\mu(G)$ from each tour is unbiased.

Lemma 1. *Let $X_1^{(k)}, \dots, X_{\xi_k}^{(k)}$ be the nodes traversed by the k -th random walk tour on G' , $k \geq 1$ starting at super-node \mathcal{S}_n . Then the following holds, $\forall k$,*

$$E \left[\sum_{t=2}^{\xi_k} f(X_{t-1}^{(k)}, X_t^{(k)}) \right] = \frac{2}{d_{\mathcal{S}_n}} \mu(G'). \quad (4)$$

Proof. The random walk starts from the super-node \mathcal{S}_n , thus

$$E \left[\sum_{t=2}^{\xi_k} f(X_{t-1}^{(k)}, X_t^{(k)}) \right] = \sum_{(u,v) \in E'} E \left[\left(\text{No. of times Markov chain crosses } (u, v) \text{ in the tour} \right) f(u, v) \right] \quad (5)$$

Consider a renewal reward process with inter-renewal time distributed as $\xi_k, k \geq 1$ and reward as the number of times Markov chain crosses (u, v) . From renewal reward theorem,

$$\begin{aligned} & \{\text{Asymptotic frequency of transitions from } u \text{ to } v\} \\ &= \frac{E\left[\left(\text{No. of times Markov chain crosses } (u, v) \text{ in the tour}\right) f(u, v)\right]}{E[\xi_k]} \end{aligned}$$

Here the left-hand side is essentially $2\pi_u p_{uv}$. Now (5) becomes

$$\begin{aligned} E\left[\sum_{t=2}^{\xi_k} f(X_{t-1}^{(k)}, X_t^{(k)})\right] &= \sum_{(u,v) \in E'} f(u, v) 2\pi_u p_{uv} E[\xi_k] \\ &= 2 \sum_{(u,v) \in E'} f(u, v) \frac{d_u}{\sum_j d_j} \frac{1}{d_u} \frac{\sum_j d_j}{d_{\mathcal{S}_n}} = \frac{2}{d_{\mathcal{S}_n}} \sum_{(u,v) \in E'} f(u, v), \end{aligned}$$

which concludes our proof. \square

In what follows we prove Theorem 1 using Lemma 1.

Theorem 1. By Lemma 1 the estimator $W_k = \sum_{t=2}^{\xi_k-1} f(X_{t-1}^{(k)}, X_t^{(k)})$ is an unbiased estimate of $\mu(G')$. By the linearity of expectation the average estimator $\bar{W}(m) = m^{-1} \sum_{k=1}^m W_k$ is also unbiased. Finally for the estimator

$$\hat{\mu}(\mathcal{D}_m(\mathcal{S}_n)) = \frac{d_{\mathcal{S}_n}}{2m} \bar{W}(m) + \sum_{(u,v) \in E \text{ s.t. } u,v \in I_n} f(u, v)$$

has average

$$E[\hat{\mu}(\mathcal{D}_m(\mathcal{S}_n))] = \sum_{(u,v) \in E \text{ s.t. } u \notin I_n \text{ or } v \notin I_n} f(u, v) + \sum_{(u,v) \in E \text{ s.t. } u,v \in I_n} f(u, v) = \mu(G).$$

Furthermore, by strong law of large numbers with $E[W_k] < \infty$, $\hat{\mu}(\mathcal{D}_m(\mathcal{S}_n)) \rightarrow \mu(G)$ a.s. for $m \rightarrow \infty$. This completes our proof. \square

2.4 Derivation of the approximate posterior

The derivation of (3) relies first on showing that $\hat{\mu}(\mathcal{D}_m(\mathcal{S}_n))$ has finite first and second moments. We go further and in Lemma 2 we introduce upper and lower bounds on the variance of $\hat{\mu}(\mathcal{D}_m(\mathcal{S}_n))$. By Theorem 1 the first moment of $\hat{\mu}(\mathcal{D}_m(\mathcal{S}_n))$ is finite as $E[\hat{\mu}(\mathcal{D}_m(\mathcal{S}_n))] = \mu(G)$.

To show that the second moment is finite we prove that the estimate $W_k = \sum_{t=2}^{\xi_k-1} f(X_{t-1}^{(k)}, X_t^{(k)})$, $k \geq 1$, whose variance is $m \cdot \text{Var}(\hat{\mu}(\mathcal{D}_m(\mathcal{S}_n)))$, has finite second moment. The results in Lemma 2 are of interest on their own because they establish a connection between the estimator variance and the spectral gap.

2.4.1 Impact of spectral gap on variance

Let $\mathbf{S} = \mathbf{D}^{1/2}\mathbf{P}\mathbf{D}^{-1/2}$, where \mathbf{P} is the random walk transition probability matrix as defined in Section 2.1 and $\mathbf{D} = \text{diag}(d_1, d_2, \dots, d_{|V'|})$ is a diagonal matrix with the node degrees of G' . The eigenvalues $\{\lambda_i\}$ of \mathbf{P} and \mathbf{S} are same and $1 = \lambda_1 > \lambda_2 \geq \dots \geq \lambda_{|V'|} \geq -1$. Let j th eigenvector of \mathbf{S} be $(w_{ji}), 1 \leq i \leq |V'|$. Let δ be the spectral gap, $\delta := 1 - \lambda_2$. Let the left and right eigenvectors of \mathbf{P} be v_j and u_j respectively. $d_{tot} := \sum_{v \in V'} d_v$. Define $\langle f, g \rangle_{\hat{\pi}} = \sum_{(u,v) \in E'} \hat{\pi}_{uv} f(u, v) g(u, v)$, with $\hat{\pi}_{uv} = \pi_u p_{uv}$, and matrix \mathbf{P}^* with (j, i) th element as $p_{ji}^* = p_{ji} f(j, i)$. Also let \hat{f} be the vector with $\hat{f}(j) = \sum_{i \in V'} p_{ji}^*$.

Lemma 2. *The following holds*

(i). *Assuming the function f is bounded, $\max_{(i,j) \in E'} f(i, j) \leq B < \infty, B > 0$ and for tour $k \geq 1$,*

$$\begin{aligned} & \text{var} \left[\sum_{t=2}^{\xi_k} f(X_{t-1}^{(k)}, X_t^{(k)}) \right] \\ & \leq \frac{1}{d_{\mathcal{S}_n}^2} \left(2d_{tot}^2 B^2 \sum_{i \geq 2} \frac{w_{\mathcal{S}_n i}^2}{(1 - \lambda_i)} - 4\mu^2(G_{\mathcal{S}_n}) \right) - \frac{1}{d_{\mathcal{S}_n}} B^2 d_{tot} + B^2 \\ & < B^2 \left(\frac{2d_{tot}^2}{d_{\mathcal{S}_n}^2 \delta} + 1 \right). \end{aligned}$$

Moreover,

$$E \left[\left(\sum_{t=2}^{\xi_k} f(X_{t-1}^{(k)}, X_t^{(k)}) \right)^l \right] < \infty \quad \forall l \geq 0.$$

(ii).

$$\begin{aligned} & \text{var}_{\mathcal{S}_n} \left[\sum_{t=2}^{\xi_k} f(X_{t-1}^{(k)}, X_t^{(k)}) \right] \\ & \geq 2 \frac{d_{tot}}{d_{\mathcal{S}_n}} \sum_{i=2}^r \frac{\lambda_i}{1 - \lambda_i} \langle f, v_i \rangle_{\hat{\pi}} (u_i^T \hat{f}) + \frac{1}{d_{\mathcal{S}_n}} \sum_{(u,v) \in E'} f(u, v)^2 + \frac{1}{d_{tot} d_{\mathcal{S}_n}} \left(\sum_{(u,v) \in E'} f(u, v)^2 \right)^2 \\ & \quad + \frac{1}{d_{tot} d_{\mathcal{S}_n}} \sum_{u \in V'} d_u \left(\sum_{u \sim v} f(u, v) \right)^2 - \frac{4}{d_{\mathcal{S}_n}^2} \left(\sum_{(u,v) \in E'} f(u, v) \right)^2 \\ & \quad - \frac{8}{d_{tot}} \left(\sum_{(u,v) \in E'} f(u, v) \right)^2 \sum_{i \geq 2} \frac{w_{\mathcal{S}_n i}^2}{(1 - \lambda_i)} - \frac{4}{d_{tot} d_{\mathcal{S}_n}} \left(\sum_{(u,v) \in E'} f(u, v) \right)^2. \end{aligned} \quad (6)$$

Proof. (i). The variance of the estimator at tour $k \geq 1$ starting from node \mathcal{S}_n is

$$\text{var}_{\mathcal{S}_n} \left[\sum_{t=2}^{\xi_k} f(X_{t-1}^{(k)}, X_t^{(k)}) \right] \leq B^2 E[(\xi_k - 1)^2] - \left(E \left[\sum_{t=2}^{\xi_k} f(X_{t-1}^{(k)}, X_t^{(k)}) \right] \right)^2. \quad (7)$$

It is known from [1, Chapter 2 and 3] that

$$E[\xi_k^2] = \frac{2 \sum_{i \geq 2} w_{\mathcal{S}_n i}^2 (1 - \lambda_i)^{-1} + 1}{\pi_{\mathcal{S}_n}^2}.$$

Using Theorem 1 eq. (7) can be written as

$$\begin{aligned} & \text{var} \left[\sum_{t=2}^{\xi_k} f(X_{t-1}^{(k)}, X_t^{(k)}) \right] \\ & \leq \frac{1}{d_{\mathcal{S}_n}^2} \left(2d_{\text{tot}}^2 B^2 \left(\sum_{i \geq 2} w_{\mathcal{S}_n m}^2 (1 - \lambda_i)^{-1} \right) - 4\mu^2(G') \right) - \frac{1}{d_{\mathcal{S}_n}} B^2 d_{\text{tot}} + B^2. \end{aligned}$$

The latter can be upper-bounded by $B^2(2d_{\text{tot}}^2/(d_i^2 \delta) + 1)$.

For the second part, we have

$$E \left[\left(\sum_{t=2}^{\xi_k} f(X_{t-1}^{(k)}, X_t^{(k)}) \right)^l \right] \leq B^l E[(\xi_k - 1)^l] \leq C(E[(\xi_k)^l] + 1),$$

for a constant $C > 0$ using c_r inequality. From [24], it is known that there exists an $a > 0$, such that $E[\exp(a\xi_k)] < \infty$, and this implies that $E[(\xi_k)^l] < \infty$ for all $l \geq 0$. This proves the theorem.

(ii). We denote $E_\pi f$ for $E_\pi[f(Y_1, Y_2)]$ and $\text{Normal}(a, b)$ indicates Gaussian distribution with mean a and variance b . With the trivial extension of the central limit theorem of Markov chains [16] of node functions to edge functions, we have for the ergodic estimator $\bar{f}_n = n^{-1} \sum_{t=2}^n f(Y_{t-1}, Y_t)$,

$$\sqrt{n}(\bar{f}_n - E_\pi f) \xrightarrow{d} \text{Normal}(0, \sigma_a^2), \quad (8)$$

where

$$\sigma_a^2 = \text{Var}(f(Y_1, Y_2)) + 2 \sum_{l=2}^{n-1} \frac{(n-1)-l}{n} \text{Cov}(f(Y_0, Y_1), f(Y_{l-1}, Y_l)) < \infty$$

We derive σ_a^2 in Lemma 3. Note that σ_a^2 is also the asymptotic variance of the ergodic estimator of edge functions.

Consider a renewal reward process at its k -th renewal, $k \geq 1$, with inter-renewal time ξ_k and reward $W_k = \sum_{t=2}^{\xi_k} f(X_{t-1}^{(k)}, X_t^{(k)})$. Let $\bar{W}(n)$ be the average cumulative reward gained up to m -th renewal, i.e., $\bar{W}(m) = m^{-1} \sum_{k=1}^m W_k$. From the central limit theorem for the renewal reward process [31, Theorem 2.2.5] after n total number of steps, with $l_n = \text{argmax}_k \sum_{j=1}^k \mathbf{1}(\xi_j \leq n)$, yields

$$\sqrt{n}(\bar{W}(l_n) - E_\pi f) \xrightarrow{d} \text{Normal}(0, \sigma_b^2), \quad (9)$$

with $\sigma_b^2 = \frac{\nu^2}{E[\xi_k]}$ and

$$\begin{aligned} \nu^2 &= E[(W_k - \xi_k E_\pi f)^2] = E_i \left[\left(W_k - \xi_k \frac{E[W_k]}{E[\xi_k]} \right)^2 \right] \\ &= \text{var}_{\mathcal{S}_n}(W_k) + (E[W_k])^2 + \left(\frac{E[W_k]}{E[\xi_k]} \right)^2 E[(\xi_k)^2] - 2 \frac{E[W_k]}{E[\xi_k]} E[W_k \xi_k]. \end{aligned}$$

In fact it can be shown that (see [24, Proof of Theorem 17.2.2])

$$|\sqrt{n}(\bar{f}_n - E_\pi f) - \sqrt{n}(\bar{W}(l_n) - E_\pi f)| \rightarrow 0 \quad \text{a.s.}$$

Therefore $\sigma_a^2 = \sigma_b^2$. Combing this result with Lemma 3 shown in the appendix we get (6). \square

We are now ready to derive the approximation (3).

Proof. Let $m' = \lfloor \sqrt{m} \rfloor$. Given

$$\hat{F}_h = \frac{d_{S_n}}{2^{\lfloor \sqrt{m} \rfloor}} \sum_{k=((h-1)\lfloor \sqrt{m} \rfloor+1)}^{h\lfloor \sqrt{m} \rfloor} \sum_{t=2}^{\xi_h} f(X_{t-1}^{(k)}, X_t^{(k)}).$$

and $\{\hat{F}_h\}_{h=1}^{m'}$ and because the tours are i.i.d. $\hat{\mu}(\mathcal{D}_{\lfloor \sqrt{m} \rfloor}(S_n))$ the marginal posterior density of μ is

$$P[\mu | \{\hat{F}_h\}_{h=1}^{m'}] = \int_0^\infty P[\mu | \sigma^2, \{\hat{F}_h\}_{h=1}^{m'}] P[\sigma^2 | \{\hat{F}_h\}_{h=1}^{m'}] d\sigma^2.$$

For now assume that $\{\hat{F}_h\}_{h=1}^{m'}$ are i.i.d. normally distributed random variables, and let

$$\hat{\sigma}_{m'} = \sum_{h=1}^{m'} (\hat{F}_h - \hat{\mu}(\mathcal{D}_{m'}(S_n)))^2,$$

then [15, Proposition C.4]

$$\begin{aligned} \mu | \sigma^2, \{\hat{F}_h\}_{h=1}^{m'} &\sim \text{Normal} \left(\frac{m_0 \mu_0 + \sum_{h=1}^{m'} \hat{F}_h}{m_0 + m'}, \frac{\sigma^2}{m_0 + m'} \right), \\ \sigma^2 | \{\hat{F}_h\}_{h=1}^{m'} &\sim \text{Inverse-Gamma} \left(\frac{\nu_0 + m'}{2}, \frac{\nu_0 \sigma_0^2 + \hat{\sigma}_{m'} + \frac{m_0 m'}{m_0 + m'} (\mu_0 - \hat{\mu}(\mathcal{D}_m(S_n)))^2}{2} \right) \end{aligned}$$

are the posteriors of parameters μ and σ^2 , respectively. The non-standardized t -distribution can be seen as a mixture of normal distributions with equal mean and random variance inverse-gamma distributed [15, Proposition C.6]. Thus, if $\{\hat{F}_h\}_{h=1}^{m'}$ are i.i.d. normally distributed then the posterior of $\hat{\mu}(\mathcal{D}_{\lfloor \sqrt{m} \rfloor}(S_n))$ is a non-standardized t -distributed with parameters

$$\begin{aligned} t \left(\mu = \frac{m_0 \mu_0 + \sum_{h=1}^{m'} \hat{F}_h}{m_0 + m'}, \sigma^2 = \frac{\nu_0 \sigma_0^2 + \sum_{k=1}^{\lfloor \sqrt{m} \rfloor} (\hat{F}_k - \hat{\mu}(\mathcal{D}_m(S_n)))^2 + \frac{m_0 \lfloor \sqrt{m} \rfloor (\hat{\mu}(\mathcal{D}_m(S_n)) - \mu_0)^2}{m_0 + \lfloor \sqrt{m} \rfloor}}{(\nu_0 + \lfloor \sqrt{m} \rfloor)(m_0 + \lfloor \sqrt{m} \rfloor)}, \right. \\ \left. \nu = \nu_0 + \lfloor \sqrt{m} \rfloor \right). \end{aligned} \quad (10)$$

Left to show is that $\{\hat{F}_h\}_{h=1}^{m'}$ are converge *in distribution* to i.i.d. normal random variables as $m \rightarrow \infty$. As the spectral gap of G_{S_n} is greater than zero, $|\lambda_1 - \lambda_2| > 0$, Lemma 2 shows that

for $W_k = \sum_{t=2}^{\xi_k-1} f(X_{t-1}^{(k)}, X_t^{(k)})$ then

$$\sigma_W^2 = \text{Var}(W_k) < \infty, \quad \forall k.$$

From the renewal theorem we know that $\{W_k\}_{k=1}^m$ are i.i.d. random variables and thus any subset of these variables is also i.i.d.. By construction $\hat{F}_1, \dots, \hat{F}_{m'}$ are also i.i.d. with mean $\mu(G_{S_n})$ and finite variance $0 < \sigma_{m'}^2 < \infty$. Applying the Lindeberg-Lévy central limit theorem [7, Section 17.4] yields

$$\sqrt{m'}(\hat{F}_h - \mu(G')) \xrightarrow{d} \text{Normal}(0, \sigma_W^2), \quad \forall h,$$

where $\text{var}(\hat{F}_h) = \sigma_{m'}^2$. Thus, in the limit as $m \rightarrow \infty$ and $m' \rightarrow \infty$ (recall that $m' = \lfloor \sqrt{m} \rfloor$), the variables $\{\hat{F}_h\}_{h=1}^{m'}$ are i.i.d. normally distributed with

$$\hat{F}_h \sim \text{Normal}(\mu(G'), \sigma_W^2/m'), \quad \forall h,$$

and

$$\sum_{\substack{(u,v) \in E \text{ s.t.} \\ u \in I_n \text{ or } v \in I_n}} f(u,v)$$

is constant and known, which concludes our proof. □

3 Illustrative example

Here we consider the classical example of low-conductance graph: the *dumbbell* graph. Here we illustrate how the super-node solves the *variance* problem for random walk tours on graphs. A dumbbell graph consists of two complete graphs K_n on n vertices connected by a single edge. The spectral gap $\delta = (1 - \lambda_2)$, where λ_2 is the second largest absolute eigenvalue of \mathbf{P} , is roughly $\delta = O(1/n^2)$.

It is known that the variance of the return time ξ_k of tour $k > 0$ is related to δ as [1]

$$\text{Var}(\xi_k) \leq \frac{2}{\delta \pi_{\mathcal{S}_n}^2} + \frac{1}{\pi_{\mathcal{S}_n}}.$$

Drawing nodes from both components to create the super-node, the new graph G' with the super-node will be more connected and hence δ improves, and so does the variance.

Another way to view the impact of forming the super-node is that of the cover time of a random walk on dumbbell graph. Without the super-node the cover time is $\Theta(n^2)$. If $k = O(\log n)$ random walks run in parallel with some conditions on distributing them, the covering time can be reduced to $O(n)$ [2]. In this view the super-node tours acts as multiple parallel random walks that quickly cover more of graph with less effort.

4 Experiments on Real-world Networks

In this section we demonstrate the effectiveness of the theory developed above with the experiments on real data sets of various social networks ². We assume the contribution from super-node to the true value is known a priori and hence we look for $\mu(G_{\mathcal{S}_n})$ in the experiments. In the case that the edges of the super-node are unknown, the estimation problem is easier and can be taken care separately. One option is to start multiple random walks in the graph and form connected subgraphs. Later, in order to estimate the bias created by this subgraph, do some random walk tours from the largest degree node in each of these subgraph and use the idea in Theorem 1.

In the figures we display both approximate posterior and empirical posterior generated from \hat{F}_h . For the approximate posterior, we have used the following parameters $m_0 = 0, \nu_0 = 0, \mu_0 = 0, \sigma_0 = 1$. The green line in the plots shows the actual value $\mu(G_{\mathcal{S}_n})$.

In the numerical experiments, the super-node is formed in one of following ways: a) uniformly sample k nodes from the network without replacement; b) run random walk crawl starting from any node and cover around 10% of the graph, and form the super-node with the k largest degree

²The developed software is available here: <http://www-sop.inria.fr/members/Jithin.Sreedharan/HypRW.zip>

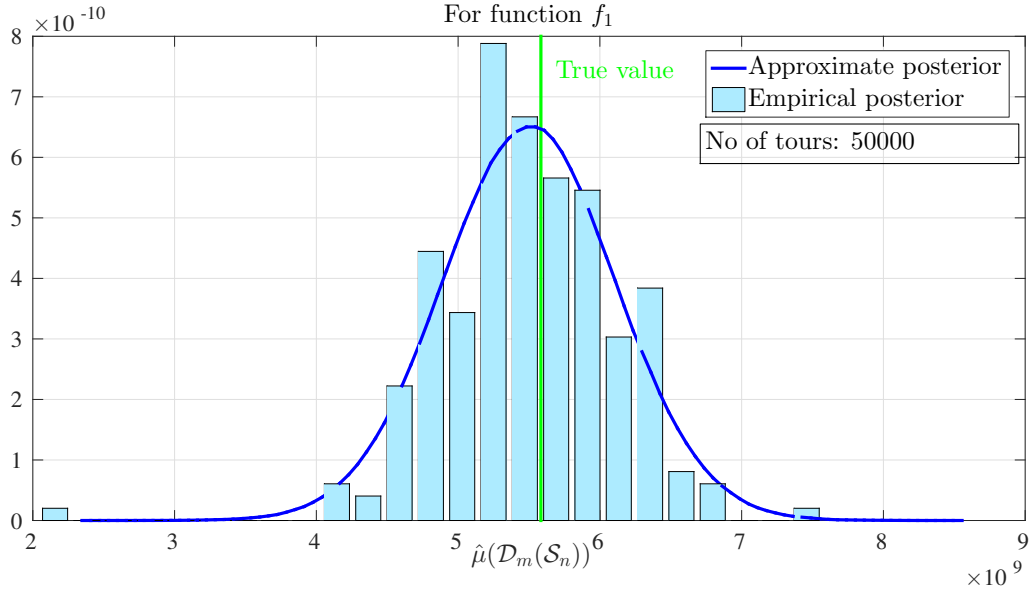


Figure 1: Friendster subgraph, function f_1

nodes. In both the ways, if the network is disconnected, super-node should be initially created with at least one node from each of the connected component.

4.1 Friendster

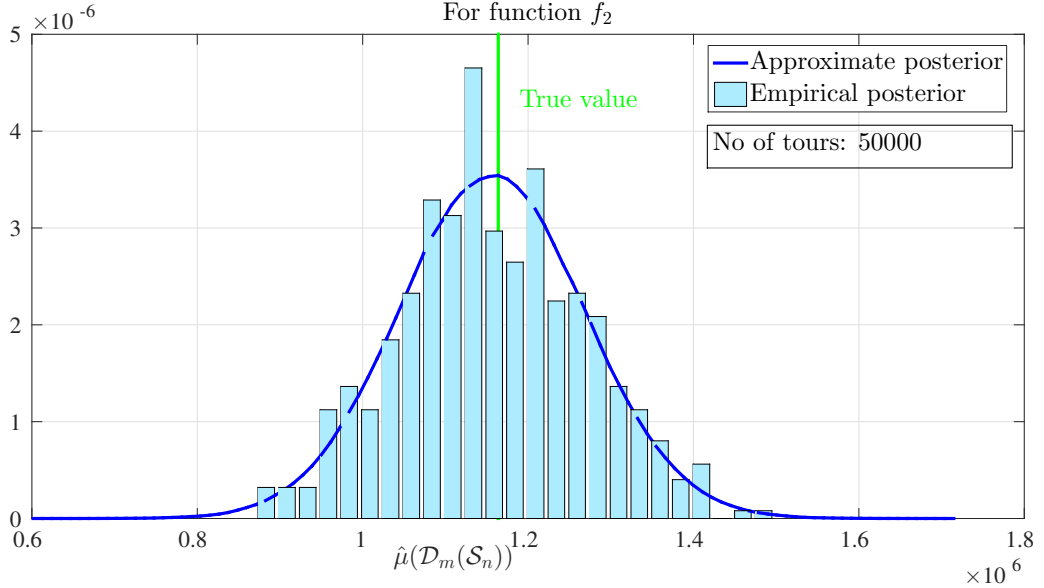
First we study a network of moderate size, a connected subgraph of Friendster network with 64,600 nodes and 1,246,479 edges (data publicly available at the SNAP repository [21]). Friendster is an online social networking website where nodes are individuals and edges indicate friendship. Here, we consider two types of functions:

1. $f_1 = d_{X_t} \cdot d_{X_{t+1}}$
2. $f_2 = \begin{cases} 1 & \text{if } d_{X_t} + d_{X_{t+1}} > 50 \\ 0 & \text{otherwise} \end{cases}$

These functions reflect assortative nature of the network. The super-node is formed from 10,000 uniformly sampled nodes just as a way to test our method. Figures 1 and 2 display the results for functions f_1 and f_2 , respectively. A good match between the approximate and empirical posteriors can be observed from the figures. Moreover the true value $\mu(G_{S_n})$ is also fitting well with the plots. The percentage of graph crawled is 24.44% in terms of edges and this drops to 7.43% if we use random walk based super-node formation.

4.2 Dogster network

The aim of this example is to check whether there is any affinity for making connections between the owners of same breed dogs [8]. The network data is based on the social networking website Dogster. Each user (node) indicates the dog breed; the friendships between dogs form the edges. Number of nodes is 415,431 and number of edges is 8,265,511.

Figure 2: Friendster subgraph, function f_2

In Figure 3, two cases are plotted. Function f_1 counts the number of connections with different breeds as pals and function f_2 counts connections between same breeds. The super-node is formed by 10,000 nodes which are uniformly selected at random. The percentage of the graph crawled in terms of edges is 5.02% and in terms of nodes is 37.17%. While using the random walk based super-node formation, the graph crawled drops to 2.72% (in terms of edges) and 14.86% (in terms of nodes) with the same super-node size. But these values can be reduced much further if we allow a bit less precision in the match between approximate distribution and histogram.

In order to better understand the correlation in forming edges, we now consider the *configuration model*. The configuration model is formed as follows: all the edges in the graph is cut and what is left is half edges for each node, and the number of half edges is the degree of the node. Now these half edges are paired uniformly. Such a configuration will create a graph whose edges are formed without any correlation between the end-nodes. We run our estimator on the configuration model and plot the histogram and distribution as we did for the original graph. Figure 4 compare function f_2 for the configuration model and original graph. The figure shows that in the correlated case (original graph), the affinity to form connection between same breed owners is around 7.5 times more than that in the uncorrelated case. Figure 5 shows similar figure in case of f_1 . It is important to note that one can create a configuration network model from the crawl and the knowledge of the complete network is not necessary. In the figures, we show the estimated true value from the configuration model created with the subgraph sampled by the estimator proposed in this paper (blue line in Figure 4 and red line in Figure 5). The estimator is simply $\mu_C(\mathcal{D}(\mathcal{S}_n)) = \sum_{(u,v) \in E_c} f(u,v) |E| / |E_c|$, where E_c is the edge set in the configuration model subgraph. The number of edges $|E|$ can be calculated from the techniques in [6]. Interestingly, this estimated value matches with the true value of the configuration model generated from the degree sequence of the entire graph.

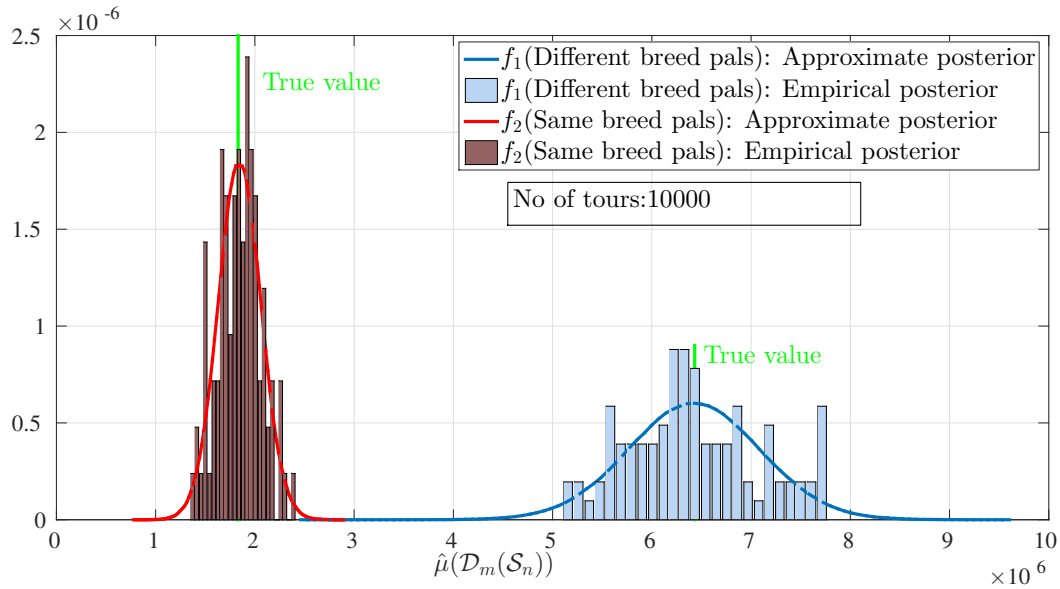


Figure 3: Dog pals network

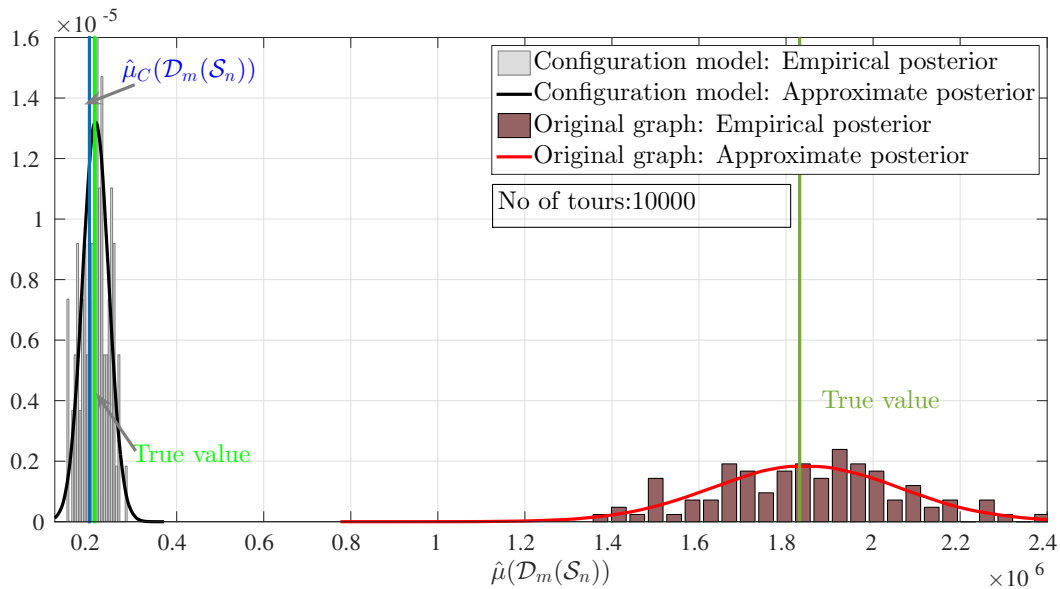


Figure 4: Dog pals network: Comparison between configuration model and original graph for f_2 , number of connection between same breeds

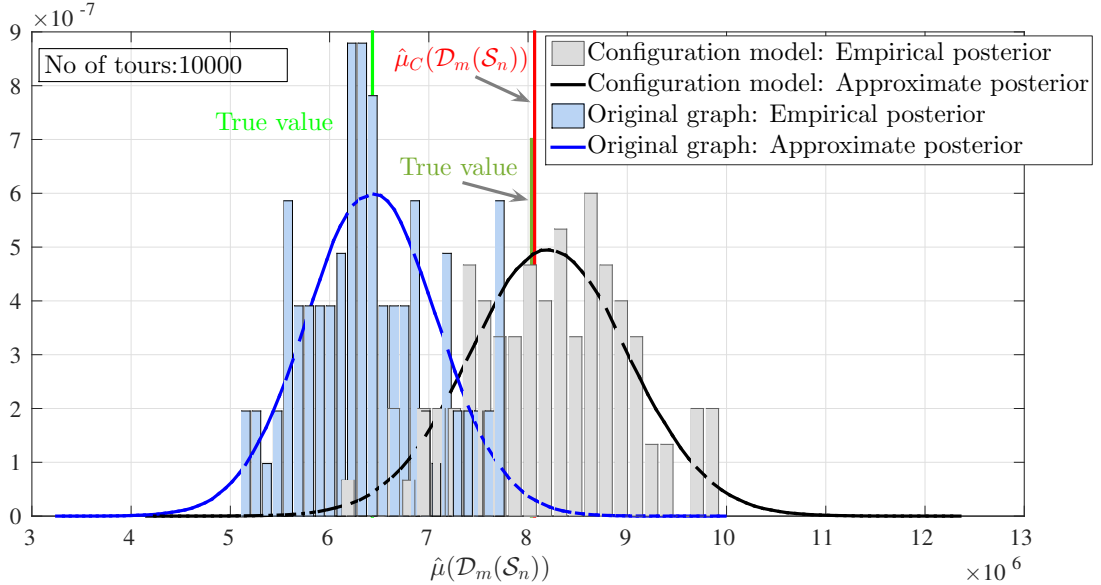


Figure 5: Dog pals network: Comparison between configuration model and original graph for f_1 , number of connection between different breeds

4.3 ADD Health data

Though our main result in (3) is the approximation for large values of m , in this section we check with a small dataset. We consider ADD network project (<http://www.cpc.unc.edu/projects/addhealth>), a friendship network among high school students in US. The graph has 1545 nodes and 4003 edges.

We take two types of functions. Figure 6 shows the affinity in same gender or different gender friendships and Figure 7 displays the inclination towards same race or different race in friendships. The random walk tours covered around 10% of the graph. We find that the theory works reasonably well for this network covered data. We have not added the empirical posterior in the figures since for such small sample sizes, the empirical distribution can not converge.

5 Conclusions

In this work we have studied an efficient way to make the statistical inference on networks. We introduced a technique to make a quicker inference by crawling a very small percentage of a network which may be disconnected or having low conductance. The proposed method can also be performed in parallel. In the paper, first we presented a non-asymptotic unbiased estimator and derived the bounds on its variance showing the connection with the spectral gap. Later we proved that the approximate posterior of the estimator given the crawled data converges to a non-centralized student's t distribution. The numerical experiments on real-world networks of different sizes, large and small, demonstrate the correctness of the estimator. In particular, the simulations clearly show that the derived posterior distribution fits very well with the data even while crawling a small percentage of the graph.

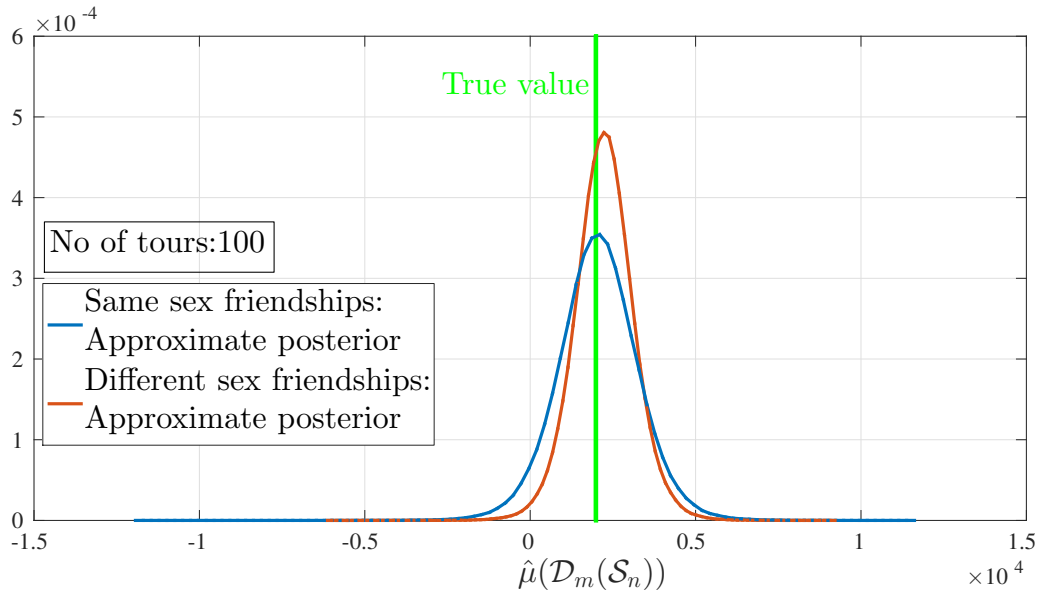


Figure 6: ADD network: effect of gender in relationships

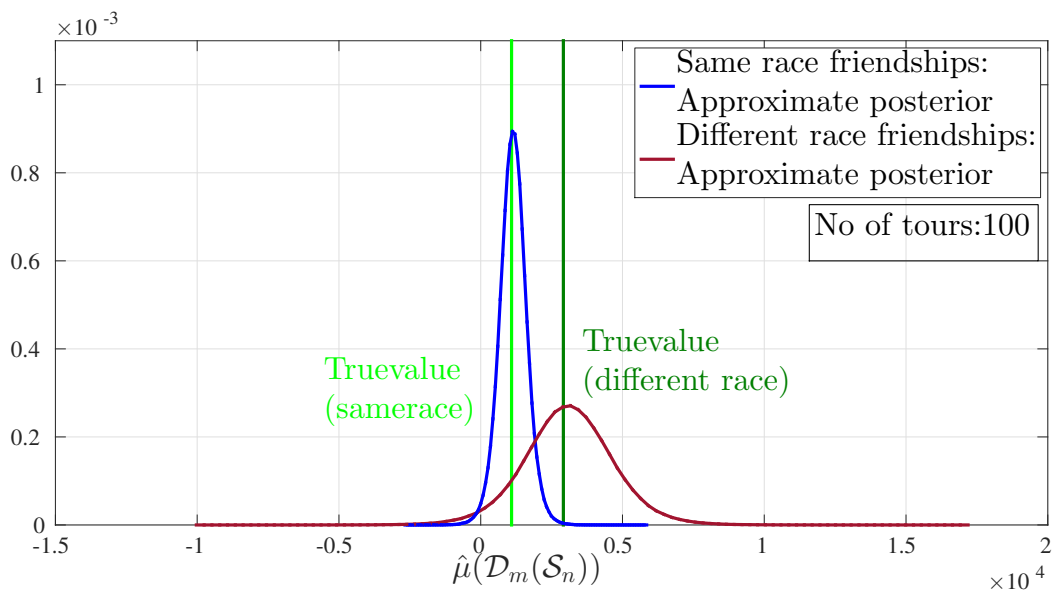


Figure 7: ADD network: effect of race in friendships

Acknowledgements

The authors acknowledge the partial support by ADR "Network Science" of Inria - Bell Labs and by the joint Brazilian-French research team Thanos. This work was in part supported by NSF grant CNS-1065133 and ARL Cooperative Agreement W911NF-09-2-0053. The views and conclusions contained in this document are those of the author and should not be interpreted as representing the official policies, either expressed or implied of the NSF, ARL, or the U.S. Government. The U.S. Government is authorized to reproduce and distribute reprints for Government purposes notwithstanding any copyright notation hereon.

References

- [1] David Aldous and James Allen Fill. Reversible Markov chains and random walks on graphs, 2002. Unfinished monograph, recompiled 2014, available at <http://www.stat.berkeley.edu/~aldous/RWG/book.html>.
- [2] Noga Alon, Chen Avin, Michal Koucký, Gady Kozma, Zvi Lotker, and Mark R Tuttle. Many random walks are faster than one. *Combinatorics, Probability and Computing*, 20(04):481–502, 2011.
- [3] Konstantin Avrachenkov, Bruno Ribeiro, and Don Towsley. Improving random walk estimation accuracy with uniform restarts. In *Algorithms and Models for the Web-Graph*, pages 98–109. Springer, 2010.
- [4] Fabrício Benevenuto, Tiago Rodrigues, Meeyoung Cha, and Virgílio Almeida. Characterizing user behavior in online social networks. In *Proceedings of the ACM SIGCOMM IMC*, pages 49–62. ACM, 2009.
- [5] P. Brémaud. *Markov chains: Gibbs fields, Monte Carlo simulation, and queue*, volume 31. Springer, 2013.
- [6] Colin Cooper, Tomasz Radzik, and Yiannis Siantos. Fast low-cost estimation of network properties using random walks. In *Algorithms and Models for the Web Graph*, pages 130–143. Springer, 2013.
- [7] Harald Cramér. *Mathematical methods of statistics*. Princeton university press, 1999.
- [8] Dogster and Catster friendships network dataset KONECT. <http://konect.uni-koblenz.de/networks/petster-carnivore>, May 2015.
- [9] Andrew Gelman. Prior distributions for variance parameters in hierarchical models (Comment on Article by Browne and Draper), 2006.
- [10] Minas Gjoka, Maciej Kurant, Carter T Butts, and Athina Markopoulou. Practical recommendations on crawling online social networks. *IEEE JSAC*, 29(9):1872–1892, 2011.
- [11] Minas Gjoka, Maciej Kurant, and Athina Markopoulou. 2.5 k-graphs: from sampling to generation. In *Proceedings of the IEEE INFOCOM*, pages 1968–1976. IEEE, 2013.
- [12] Sharad Goel and Matthew J Salganik. Respondent-driven sampling as Markov chain Monte Carlo. *Stat. Med.*, 28(17):2202–2229, 2009.

- [13] Mark S. Handcock and Krista J. Gile. Modeling social networks from sampled data. *Ann. Appl. Stat.*, 4(1):5–25, mar 2010.
- [14] Douglas D. Heckathorn. Respondent-driven sampling: A new approach to the study of hidden populations. *Social Problems*, 44(2):174–199, 05 1997.
- [15] Simon Jackman. *Bayesian analysis for the social sciences*, volume 846. John Wiley & Sons, 2009.
- [16] Claude Kipnis and SR Srinivasa Varadhan. Central limit theorem for additive functionals of reversible Markov processes and applications to simple exclusions. *Communications in Mathematical Physics*, 104(1):1–19, 1986.
- [17] Johan H. Koskinen, Garry L. Robins, and Philippa E. Pattison. Analysing exponential random graph (p-star) models with missing data using Bayesian data augmentation. *Stat. Methodol.*, 7(3):366–384, may 2010.
- [18] Johan H. Koskinen, Garry L. Robins, Peng Wang, and Philippa E. Pattison. Bayesian analysis for partially observed network data, missing ties, attributes and actors. *Soc. Networks*, 35(4):514–527, oct 2013.
- [19] Jérôme Kunegis. Konekt: the Koblenz network collection. In *Proceedings of the World Wide Web Companion*, pages 1343–1350, 2013.
- [20] Chul-Ho Lee, Xin Xu, and Do Young Eun. Beyond random walk and Metropolis-Hastings samplers: why you should not backtrack for unbiased graph sampling. In *ACM SIGMETRICS Performance Evaluation Review*, volume 40, pages 319–330, 2012.
- [21] Jure Leskovec and Andrej Krevl. SNAP Datasets: Stanford large network dataset collection. <http://snap.stanford.edu/data>, June 2014.
- [22] Jonathan G Ligo, George K Atia, and Venugopal V Veeravalli. A controlled sensing approach to graph classification. *IEEE Transactions on Signal Processing*, 62(24):6468–6480, 2014.
- [23] Laurent Massoulié, Erwan Le Merrer, Anne-Marie Kermarrec, and Ayalvadi Ganesh. Peer counting and sampling in overlay networks: random walk methods. In *ACM PODS*, pages 123–132. ACM, 2006.
- [24] Sean P Meyn and Richard L Tweedie. *Markov chains and stochastic stability*. Springer Science & Business Media, 2012.
- [25] Raphael Ottoni, Joao Paulo Pesce, Diego B Las Casas, Geraldo Franciscani Jr, Wagner Meira Jr, Ponnurangam Kumaraguru, and Virgilio Almeida. Ladies first: Analyzing gender roles and behaviors in Pinterest. In *ICWSM*, 2013.
- [26] Romualdo Pastor-Satorras and Alessandro Vespignani. Epidemic spreading in scale-free networks. *Physical review letters*, 86(14):3200, 2001.
- [27] Johannes Putzke, Kai Fischbach, Detlef Schoder, and Peter A Gloor. Cross-cultural gender differences in the adoption and usage of social media platforms—an exploratory study of Last. FM. *Computer Networks*, 75:519–530, 2014.
- [28] Bruno Ribeiro and Don Towsley. Estimating and sampling graphs with multidimensional random walks. In *Proceedings of ACM SIGCOMM Internet Measurement Conference 2010*, pages 390–403, November 2010.

- [29] Bruno Ribeiro, Pinghui Wang, Fabricio Murai, and Don Towsley. Sampling directed graphs with random walks. In *Proceedings of the IEEE INFOCOM*, pages 1692–1700, 2012.
- [30] Steven K Thompson. Targeted random walk designs. *Survey Methodology*, 32(1):11, 2006.
- [31] Henk C Tijms. *A first course in stochastic models*. John Wiley and Sons, 2003.

6 Appendix

Lemma 3.

$$\begin{aligned} & \lim_{n \rightarrow \infty} \frac{1}{n} \text{var}_\pi \left(\sum_{k=2}^n f(Y_{k-1}, Y_k) \right) \\ &= 2 \sum_{i=2}^r \frac{\lambda_i}{1 - \lambda_i} \langle f, v_i \rangle_{\hat{\pi}} (u_i^\top \hat{f}) + \frac{1}{d_{\text{tot}}} \sum_{(i,j) \in E} f(i,j)^2 + \frac{1}{d_{\text{tot}}^2} \left(\sum_{(i,j) \in E} f(i,j)^2 \right)^2 \\ & \quad + \frac{1}{d_{\text{tot}}^2} \sum_{i \in V} d_i \left(\sum_{i \sim j} f(i,j) \right)^2 \end{aligned}$$

Proof. We extend the arguments in the proof of [5, Theorem 6.5] to the edge functions. When the initial distribution is π , we have

$$\begin{aligned} & \lim_{n \rightarrow \infty} \frac{1}{n} \text{var}_\pi \left(\sum_{k=2}^n f(Y_{k-1}, Y_k) \right) \\ &= \frac{1}{n} \left(\sum_{k=2}^n \text{var}_\pi(f(Y_{k-1}, Y_k)) + 2 \sum_{\substack{k,j=2 \\ k < j}}^n \text{cov}_\pi(f(Y_{k-1}, Y_k), f(Y_{j-1}, Y_j)) \right) \\ &= \text{var}_\pi(f(Y_{k-1}, Y_k)) + 2 \sum_{l=2}^{n-1} \frac{(n-1) - l}{n} \text{cov}_\pi(f(Y_0, Y_1), f(Y_{l-1}, Y_l)). \end{aligned} \quad (11)$$

Now the first term in (11) is

$$\text{var}_\pi(f(Y_{k-1}, Y_k)) = \langle f, f \rangle_{\hat{\pi}} - \langle f, \Pi \hat{f} \rangle_{\hat{\pi}}, \quad (12)$$

where $\Pi = \mathbf{1}\pi^\top$.

For the second term in (11),

$$\text{cov}_\pi(f(Y_0, Y_1), f(Y_{l-1}, Y_l)) = E_\pi(f(Y_0, Y_1), f(Y_{l-1}, Y_l)) - (E_\pi[f(Y_0, Y_1)])^2. \quad (13)$$

$$\begin{aligned} & E_\pi(f(Y_0, Y_1), f(Y_{l-1}, Y_l)) \\ &= \sum_i \sum_j \sum_k \sum_m \pi_i p_{ij} p_{jk}^{(l-2)} p_{km} f(i,j) f(k,m) \\ &= \sum_i \sum_j \sum_k \pi_i p_{ij} f(i,j) p_{jk}^{(l-2)} \hat{f}(k) \\ &= \sum_{(i,j) \in E} \hat{\pi}_{ij} f(i,j) (P^{(l-2)} \hat{f})(j) \\ &= \langle f, P^{(l-2)} \hat{f} \rangle_{\hat{\pi}}. \end{aligned} \quad (14)$$

Therefore,

$$\text{cov}_\pi(f(Y_0, Y_1), f(Y_{l-1}, Y_l)) = \langle f, (\mathbf{P}^{(l-2)} - \Pi)\hat{f} \rangle_{\hat{\pi}}.$$

Taking limits, we get

$$\begin{aligned} & \lim_{n \rightarrow \infty} \sum_{l=2}^{n-1} \frac{n-l-1}{n} (\mathbf{P}^{(l-2)} - \Pi) \\ &= \lim_{n \rightarrow \infty} \sum_{k=1}^{n-3} \frac{n-k-3}{n} (\mathbf{P}^k - \Pi) + (\mathbf{I} - \Pi) \\ &\stackrel{(a)}{=} \lim_{n \rightarrow \infty} \sum_{k=1}^{n-1} \frac{n-k}{n} (\mathbf{P}^k - \Pi) + (\mathbf{I} - \Pi) - \lim_{n \rightarrow \infty} \frac{3}{n} \sum_{k=1}^{n-3} (\mathbf{P}^k - \Pi) \\ &= (\mathbf{Z} - \mathbf{I}) + (\mathbf{I} - \Pi) = \mathbf{Z} - \Pi, \end{aligned} \tag{15}$$

where the first term in (a) follows from the proof of [5, Theorem 6.5] and since $\lim_{n \rightarrow \infty} (\mathbf{P}^n - \Pi) = 0$, the last term is zero using Cesaro's lemma [5, Theorem 1.5 of Appendix].

We have,

$$\mathbf{Z} = \mathbf{I} + \sum_{i=2}^r \frac{\lambda_i}{1 - \lambda_i} v_i u_i^\top,$$

Thus

$$\begin{aligned} & \lim_{n \rightarrow \infty} \frac{1}{n} \text{var}_\pi \left(\sum_{k=2}^n f(Y_{k-1}, Y_k) \right) \\ &= \langle f, f \rangle_{\hat{\pi}} - \langle f, \Pi \hat{f} \rangle_{\hat{\pi}} + 2 \langle f, \left(\mathbf{I} + \sum_{i=2}^r \frac{\lambda_i}{1 - \lambda_i} v_i u_i^\top - \Pi \right) \hat{f} \rangle_{\hat{\pi}} \\ &= \langle f, f \rangle_{\hat{\pi}} + \langle f, \Pi \hat{f} \rangle_{\hat{\pi}} + 2 \langle f, \hat{f} \rangle_{\hat{\pi}} + 2 \sum_{i=2}^r \frac{\lambda_i}{1 - \lambda_i} \langle f, v_i \rangle_{\hat{\pi}} (u_i^\top \hat{f}) \\ &= \frac{1}{d_{tot}} \sum_{(i,j) \in E} f(i,j)^2 + \frac{1}{d_{tot}^2} \left(\sum_{(i,j) \in E} f(i,j) \right)^2 + \frac{1}{d_{tot}^2} \sum_{i \in V} d_i \left(\sum_{i \sim j} f(i,j) \right)^2 \\ &\quad + 2 \sum_{i=2}^r \frac{\lambda_i}{1 - \lambda_i} \langle f, v_i \rangle_{\hat{\pi}} (u_i^\top \hat{f}) \end{aligned} \tag{16}$$

□



**RESEARCH CENTRE
SOPHIA ANTIPOLIS – MÉDITERRANÉE**

2004 route des Lucioles - BP 93
06902 Sophia Antipolis Cedex

Publisher
Inria
Domaine de Voluceau - Rocquencourt
BP 105 - 78153 Le Chesnay Cedex
inria.fr

ISSN 0249-6399