

Level Crossing between QCD Axion and Axion-Like Particle

Ryuji Daido^{a*}, Naoya Kitajima^{a,b†}, Fuminobu Takahashi^{a,c‡}

^a *Department of Physics, Tohoku University, Sendai 980-8578, Japan,*

^b *Asia Pacific Center for Theoretical Physics, Pohang 790-784, Korea,*

^c *Kavli IPMU, TODIAS, University of Tokyo, Kashiwa 277-8583, Japan*

Abstract

We study a level crossing between the QCD axion and an axion-like particle, focusing on the recently found phenomenon, *the axion roulette*, where the axion-like particle runs along the potential, passing through many crests and troughs, until it gets trapped in one of the potential minima. We perform detailed numerical calculations to determine the parameter space where the axion roulette takes place, and as a result domain walls are likely formed. The domain wall network without cosmic strings is practically stable, and it is nothing but a cosmological disaster. In a certain case, one can make domain walls unstable and decay quickly by introducing an energy bias without spoiling the Peccei-Quinn solution to the strong CP problem.

* email: daido@tuhep.phys.tohoku.ac.jp

† email: naoya.kitajima@apctp.org

‡ email: fumi@tuhep.phys.tohoku.ac.jp

I. INTRODUCTION

The QCD axion is a pseudo-Nambu-Goldstone boson associated with the spontaneous breakdown of the Peccei-Quinn symmetry [1–3]. When the axion potential is generated by the QCD instantons, the QCD axion is stabilized at a CP conserving minimum, solving the strong CP problem. The QCD axion is generically coupled to photons and the standard model (SM) fermions, and its mass and coupling satisfy a certain relation. On the other hand, there may be more general axion-like particles (ALPs) whose mass and coupling are not correlated to each other. The QCD axion and ALPs have attracted much attention over recent decades (see Refs. [4–8] for reviews), and they are searched for at various experiments [9–13]. Furthermore, there appear many such axions in the low-energy effective theory of string compactifications, which offer a strong theoretical motivation for studying the QCD axion and ALPs.

In general, axions have both kinetic and mass mixings¹, and their masses are not necessarily constant in time. In fact, the QCD axion is massless at high temperatures and it gradually acquires a non-zero mass at the QCD phase transition. Thus, if there is an ALP with a non-zero mixing with the QCD axion, a level crossing as well as the associated resonant transition could occur *a la* the MSW effect in neutrino physics [22]. The resonant phenomenon of the QCD axion and an ALP leads to various interesting phenomena such as suppression of the axion density and isocurvature perturbations [23]². Recently, the present authors found a peculiar behavior during the level-crossing phenomenon: the axion with a lighter mass starts to run through the valley of the potential, passing through many crests and troughs, until it is stabilized at one of the potential minima [25]. Such axion dynamics is highly sensitive to the initial misalignment angle and it exhibits chaotic behavior, and so named “the axion roulette.” In Ref. [25], however, we studied the axion dynamics without specifying the axion masses and couplings, and the application to the

¹ There are various cosmological applications of the axion mixing such as inflation [14–19] and the 3.55keV X-ray line [20, 21].

² See Ref. [24] for an early work on the resonant transition between axions.

QCD axion has not yet been examined.

In this paper we further study the level crossing phenomena of axions, focusing on the mixing between the QCD axion and an ALP. In particular, we will determine the parameter space where the axion roulette occurs, and domain walls are likely formed. The domain wall network without cosmic strings is practically stable in a cosmological time scale, and so, it is nothing but a cosmological disaster [26]. We find that, in a certain case, it is possible to introduce an energy bias to make domain walls decay sufficiently quickly while not spoiling the Peccei-Quinn solution to the strong CP problem.

II. AXION ROULETTE OF QCD AXION AND ALP

A. Mass mixing and level crossing

The QCD axion, a , is massless at high temperatures and the axion potential comes from non-perturbative effects during the QCD phase transition. The QCD axion potential is approximately given by

$$V_{\text{QCD}}(a) = m_a^2(T) F_a^2 \left[1 - \cos\left(\frac{a}{F_a}\right) \right] \quad (1)$$

with the temperature-dependent axion mass $m_a(T)$ [6]

$$m_a(T) \simeq \begin{cases} 4.05 \times 10^{-4} \frac{\Lambda_{\text{QCD}}^2}{F_a} \left(\frac{T}{\Lambda_{\text{QCD}}}\right)^{-3.34} & T > 0.26\Lambda_{\text{QCD}} \\ 3.82 \times 10^{-2} \frac{\Lambda_{\text{QCD}}^2}{F_a} & T < 0.26\Lambda_{\text{QCD}} \end{cases}, \quad (2)$$

where $\Lambda_{\text{QCD}} \simeq 400$ MeV is the QCD dynamical scale and F_a the decay constant of the QCD axion. The QCD axion is then stabilized at the CP conserving minimum $a = 0$, solving the strong CP problem.

Let us now introduce an ALP, a_H , which has a mixing with the QCD axion. Specifically we consider the low energy effective Lagrangian,

$$\mathcal{L} = \frac{1}{2} \partial_\mu a \partial^\mu a + \frac{1}{2} \partial_\mu a_H \partial^\mu a_H - V_H(a, a_H) - V_{\text{QCD}}(a) \quad (3)$$

with

$$V_H(a, a_H) = \Lambda_H^4 \left[1 - \cos \left(n_H \frac{a_H}{F_H} + n_a \frac{a}{F_a} \right) \right], \quad (4)$$

where F_H is the decay constant of the ALP and n_H and n_a are the domain wall numbers of a_H and a , respectively. We assume that Λ_H is constant in time, in contrast to the QCD axion potential.³ For later use, we define the effective angles θ and Θ by

$$\theta \equiv \frac{a}{F_a}, \quad (5)$$

$$\Theta \equiv n_H \frac{a_H}{F_H} + n_a \frac{a}{F_a}, \quad (6)$$

which appear in the cosine functions of the axion potential V_{QCD} and V_H , respectively.

The mass squared matrix M^2 of the two axions (a_H, a) at one of the potential minima, $a_H = a = 0$, is given by

$$M^2 = \Lambda_H^4 \begin{pmatrix} \frac{n_H^2}{F_H^2} & \frac{n_H n_a}{F_H F_a} \\ \frac{n_H n_a}{F_H F_a} & \frac{n_a^2}{F_a^2} \end{pmatrix} + \begin{pmatrix} 0 & 0 \\ 0 & m_a^2(T) \end{pmatrix}. \quad (7)$$

Let us denote the eigenvalues of M^2 by m_2^2 and m_1^2 with $m_2 > m_1 \geq 0$. When $m_a(T) = 0$, one combination of a_H and a is massless, while the orthogonal one acquires a mass from V_H . When the QCD axion is almost massless, one can define the effective decay constants F and f for the heavy and light axions, respectively;

$$F = \frac{F_H F_a}{\sqrt{n_a^2 F_H^2 + n_H^2 F_a^2}}, \quad (8)$$

$$f = \frac{\sqrt{n_a^2 F_H^2 + n_H^2 F_a^2}}{n_H}. \quad (9)$$

Even if the heavier axion is stabilized at one of the potential minimum of V_H , the lighter one is generically deviated from the potential minimum by $\mathcal{O}(f)$ before it starts to oscillate. As the QCD axion mass turns on, the two mass eigenvalues change with temperature (or time) (see Fig. 1.).

³ Note that the PQ solution to the strong CP problem is not spoiled by introducing the above potential because those two axions are individually stabilized at the CP conserving minima.

Now we focus on the case where a level crossing takes place. At sufficiently high temperatures, the QCD axion mass $m_a^2(T)$ is much smaller than any other elements of the mass matrix, and the mass eigenvalues are approximated by

$$m_2^2 \simeq \Lambda_H^4 \left(\frac{n_H^2}{F_H^2} + \frac{n_a^2}{F_a^2} \right) + \frac{\frac{n_a^2}{F_a^2}}{\frac{n_H^2}{F_H^2} + \frac{n_a^2}{F_a^2}} m_a^2(T), \quad (10)$$

$$m_1^2 \simeq \frac{\frac{n_H^2}{F_H^2}}{\frac{n_H^2}{F_H^2} + \frac{n_a^2}{F_a^2}} m_a^2(T). \quad (11)$$

In order for the level crossing to take place, the lighter eigenvalue must ‘catch up’ with the heavier one as $m_a(T)$ increases, i.e.,

$$\frac{n_H}{F_H} > \frac{n_a}{F_a} \quad (12)$$

must be satisfied. Then, if

$$m_a > m_H \equiv \frac{\Lambda_H^2}{f_H}, \quad (13)$$

is satisfied, the level crossing takes place when the two eigenvalues become comparable to each other, where we have defined $f_H \equiv F_H/n_H$ and $m_a \equiv m_a(T=0)$. In this case, the two mass eigenvalues at zero temperature are approximately given by

$$m_2^2 \simeq m_a^2, \quad (14)$$

$$m_1^2 \simeq m_H^2. \quad (15)$$

In Fig. 1, we show typical time evolution of the two eigenvalues, m_1 and m_2 , represented by the solid (red) and dashed (blue) lines, respectively. The dotted (black) line denotes $m_a(T)$. Here we have chosen $f_H = 10^{11}$ GeV, $m_H = 10^{-7}$ eV, $F_a = 10^{12}$ GeV, and $n_a = 5$. At sufficiently high temperatures, one of the combination of a_H and a is almost massless, while the orthogonal combination is massive with a mass $\simeq m_H$. As the temperature decreases, the QCD axion a eventually becomes (almost) the heavier eigenstate, while the ALP a_H becomes the lighter eigenstate. In terms of the effective angles, Θ (θ) approximately corresponds to the heavier mass eigenstate and θ (Θ) contains lighter eigenstate well before (after) the level crossing.

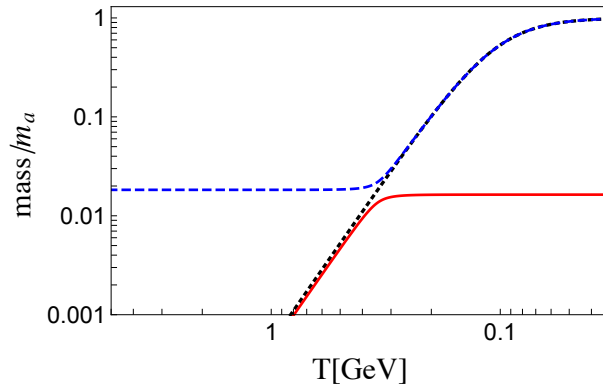


FIG. 1: Time evolution of the two mass eigenvalues, m_1 (solid (red)) and m_2 (dashed (blue)), and $m_a(T)$ (dotted (black)). We fixed parameters as $f_H = 10^{11}$ GeV, $m_H = 10^{-7}$ eV, $F_a = 10^{12}$ GeV, and $n_a = 5$.

The level crossing occurs when the ratio of m_1 to m_2 is minimized, namely,

$$m_a^2(T_{lc}) = \Lambda_H^4 \left(\frac{n_H^2}{F_H^2} - \frac{n_a^2}{F_a^2} \right) \simeq m_H^2, \quad (16)$$

is satisfied, where we have used (12) in the second equality. In the following the subscript ‘lc’ denotes the variable is evaluated at the level crossing. During the level crossing, the axion potential changes significantly with time, and the axion dynamics exhibits a peculiar behavior in a certain case, as we shall see next.

B. Axion roulette

There are a couple of interesting phenomena associated with the level crossing between two axions. First of all, as pointed out in Ref. [23], the adiabatic resonant transition could happen if both axions have started to oscillate much before the level crossing. Then, the QCD axion abundance can be suppressed by the mass ratio between the two axions. Also if the adiabaticity is weakly broken, the axion isocurvature perturbations can be significantly suppressed for a certain initial misalignment angle. Secondly, if the commencement of oscillations is close to the level crossing, the axion potential changes significantly even during one period of oscillation. As a result, the axion could climb over

the potential hill if its initial kinetic energy is sufficiently large. The axion passes through many crests and troughs of the potential until it gets trapped in one of the minima, and we call this phenomenon “the axion roulette”. In the following we briefly summarize the conditions for the axion roulette to take place.

First, the lighter axion must start to oscillate slightly before or around the level crossing. Then the potential changes drastically during the level crossing, and as a result, the axion is kicked into different directions each time it oscillates.

$$\frac{H_{\text{lc}}}{H_{\text{osc}}} = \mathcal{O}(0.1 - 1), \quad (17)$$

where H_{osc} is the Hubble parameter when the lighter axion starts to oscillate. Before the level crossing, the lighter axion mass is approximately given by $m_a(T)$ (see Eqs. (11) and (12)), and so, H_{osc} is basically determined by the decay constant F_a and the initial misalignment angle of the QCD axion a . For T_{osc} and $T_{\text{lc}} > 0.26\Lambda_{\text{QCD}}$, the ratio of the Hubble parameters reads

$$\frac{H_{\text{lc}}}{H_{\text{osc}}} = \sqrt{\frac{g_*(T_{\text{lc}})}{g_*(T_{\text{osc}})}} \left(\frac{m_H}{m_a(T_{\text{osc}})} \right)^{-\frac{1}{1.67}}, \quad (18)$$

where $g_*(T)$ counts the relativistic degrees of freedom in the plasma with temperature T . The condition (17) can be roughly expressed as $m_H \sim (1 - 50) m_a(T_{\text{osc}})$, and so, the axion roulette takes place for one and half order of magnitude range of the ALP mass.

If the condition (17) is met, the (lighter) axion gets kicked into different directions around the end points of oscillations as the potential changes even during one period of oscillation. Therefore, if the initial oscillation energy is larger than the potential barrier at the onset of oscillations, the axion will climb over the potential barrier. This is the second condition, and it reads

$$\rho_{\text{osc}} \sim m_1^2 f^2 > \Lambda_H^4 \sim m_2^2 F^2 \quad \text{at the onset of oscillations,} \quad (19)$$

where we have assumed that the initial misalignment angle of the lighter axion is of order unity. If the condition (17) is satisfied, m_1 is comparable to m_2 at the onset of oscillations. Therefore, we only need mild hierarchy between two effective decay constants, $f > F$. To

this end, one may use the alignment mechanism [14], or one can simply assume the mild hierarchy, $F_a > F_H$, which is consistent with (12) for $n_a \sim n_H$.

As shown in Ref. [25], the axion roulette takes place if the above two conditions are satisfied. Interestingly, the dynamics of the axion roulette is extremely sensitive to the initial misalignment angle, and it exhibits highly chaotic behavior (cf. Fig. 2). Therefore, domain walls are likely formed once the axion roulette takes place. In contrast to the domain wall formation associated with spontaneous breakdown of an approximate U(1) symmetry, there are no cosmic strings (or cores) in this case. The domain wall network without cosmic strings is practically stable in a cosmological time scale, since holes bounded by cosmic strings need to be created on the domain walls, which is possible only through (exponentially suppressed) quantum tunneling processes. In the next section we will determine the parameter space where the axion roulette takes place.

III. NUMERICAL CALCULATIONS OF AXION ROULETTE

Now we numerically study the level-crossing phenomenon between the QCD axion and an ALP. Specifically we follow the axion dynamics with (3) around the QCD phase transition in the radiation dominated Universe. In order to focus on the dynamics of the lighter axion, we choose an initial condition such that, well before the level crossing, the lighter axion is deviated from the nearest potential minimum by $\mathcal{O}(1)$, while the heavier one is stabilized at one of the potential minima,⁴

$$\theta_i = \mathcal{O}(1), \tag{20}$$

$$\Theta_i = 0. \tag{21}$$

Here and in what follows, the subscript i (f) denotes that the variable is evaluated well before (after) the level crossing.

The lighter axion (θ) first starts to move toward the potential minimum, when $m_a(T)$

⁴ In fact, our main results remain valid even in the presence of coherent oscillations of the heavier axion field [25].

becomes comparable to the Hubble parameter. As we assume that this is close to the level crossing (cf. (17)), the potential changes significantly even during the first oscillation, and the axion is kicked into different directions. As a result, Θ (or a_H) starts to evolve with time. Note that Θ corresponds to the lighter axion after the level crossing. On the other hand, θ does not evolve significantly and typically it settles down at the nearest potential minimum as it corresponds to the heavier axion after the level crossing.

We show in Fig. 2 the final value of Θ for different values of m_H as a function of the initial misalignment angle θ_i . Here we have fixed $f_H = 10^{10}$ GeV, $F_a = 10^{12}$ GeV, and $n_a = 5$, for which $m_a(T_{\text{osc}}) \sim 10^{-8}$ eV and $m_a(T = 0) \simeq 6 \times 10^{-6}$ eV. From Fig. 2 one can see that Θ_f is extremely sensitive to the initial misalignment angle, and the axion dynamics exhibits highly chaotic behavior. We have confirmed that Θ_f takes different values even if θ_i differs only by about 10^{-5} . This sensitivity is considered to arise from the hierarchy between the initial kinetic energy and the height of the potential barrier. One can also see that the axion roulette does not occur for the ALP mass much heavier (or lighter) than $m_a(T_{\text{osc}})$.

In Fig. 3, we show the final value of Θ by the color bar in the (m_H, F_H) plane for different values of θ_i and n_a . Here we have set $F_a = 10^{12}$ GeV. The axion roulette takes place in multicolored regions where Θ_f takes large positive or negative values. In order for the level crossing to take place, f_H is bounded above as $f_H < F_a/n_a$ (see (12)), which reads $f_H \lesssim 2 \times 10^{11}$ GeV in Figs. 3(a) and 3(b), and $f_H \lesssim 7 \times 10^{10}$ GeV in Fig. 3(c), respectively. These conditions are consistent with boundaries of the multicolored regions. Also, the left and right boundaries (the lower and higher end of m_H) of the multicolored region are determined by (17). In the right region the adiabatic transition *a la* the MSW effect takes place as long as (13) is satisfied. (The condition (13) is outside the plotted region.) In the left region, the level crossing takes place before a starts to oscillate, and so, it has no impact on the axion dynamics.

Comparing Fig. 3(a) and Fig. 3(b), one notices that the multicolored region extends to larger values of m_H as the initial misalignment angle increases from $\theta_i = 1.5$ to $\theta_i = 2.5$. This can be understood as follows. The onset of oscillations is delayed as θ_i approaches

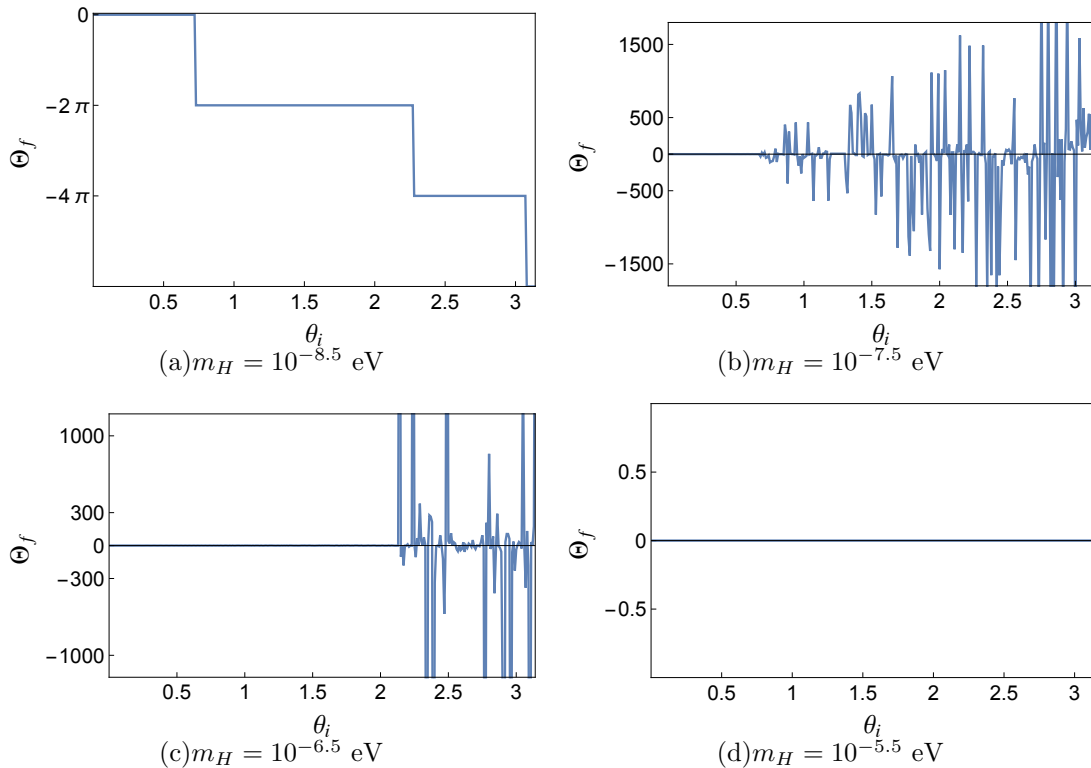


FIG. 2: Final values of Θ are shown as a function of the initial misalignment angle for $m_H = 10^{-8.5}$, $10^{-7.5}$, $10^{-6.5}$ and $10^{-5.5}$ eV. We set $f_H = 10^{10}$ GeV, $F_a = 10^{12}$ GeV and $n_a = 5$.

to π , which increases the initial oscillation energy, making it easier to climb over the potential barrier. Since the potential barrier is proportional to m_H^2 , the axion roulette takes place for larger values of m_H . Compared to Fig. 3(a), the multicolored region in Fig. 3(c) is extended to larger values of m_H . This is because, as n_a increases, the effective decay constant F becomes smaller, which makes the potential barrier smaller.

Similarly, the case with $F_a = 10^{10}$ GeV is shown in Fig. 4. The condition, $f_H < F_a/n_a$, reads $f_H \lesssim 2 \times 10^9$ GeV in Figs. 4(a) and 4(b), and $f_H \lesssim 7 \times 10^8$ GeV in Fig. 4(c), respectively. As expected from the conditions (12) and (17) (and (18)), the multicolored region is shifted to larger m_H and smaller F_a .

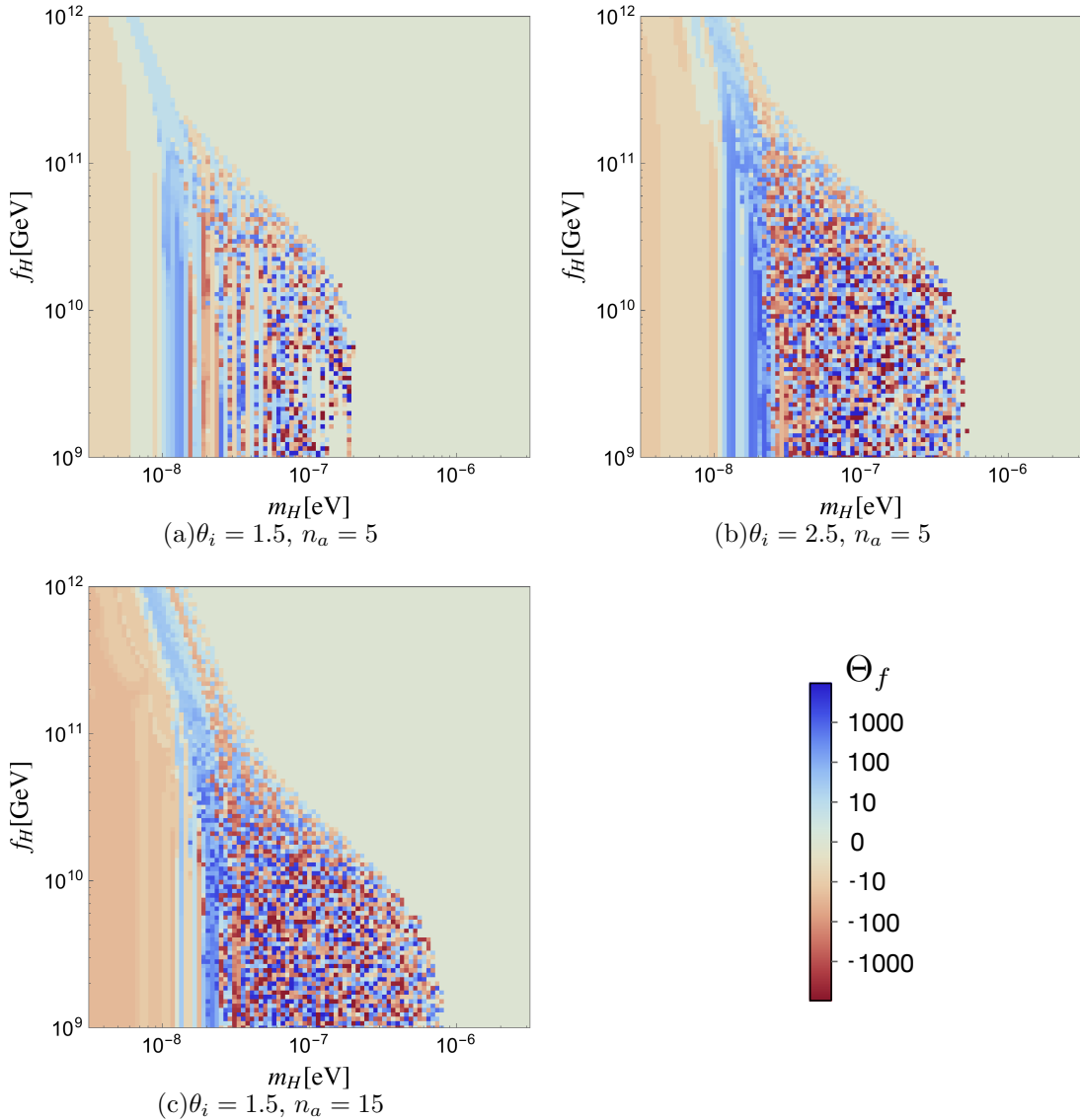


FIG. 3: The final value of $\Theta_f = a_{H,f}/f_H + n_a a_f/F_a$ are shown by the color bar in the m_H - f_H plane. The axion roulette takes place in the multicolored region where Θ_f is highly sensitive to m_H and f_H . We set $F_a = 10^{12}$ GeV and $(\theta_i, n_a) = (1.5, 5)$, $(2.5, 5)$ and $(1.5, 15)$, for which $m_a(T_{\text{osc}}) \simeq 7 \times 10^{-9}$, 9×10^{-9} , 7×10^{-9} eV, respectively.

IV. COSMOLOGICAL IMPLICATIONS

Once the axion roulette takes place, domain walls are likely produced as Θ_f is extremely sensitive to the initial misalignment angle θ_i . We have confirmed by numerical calculations

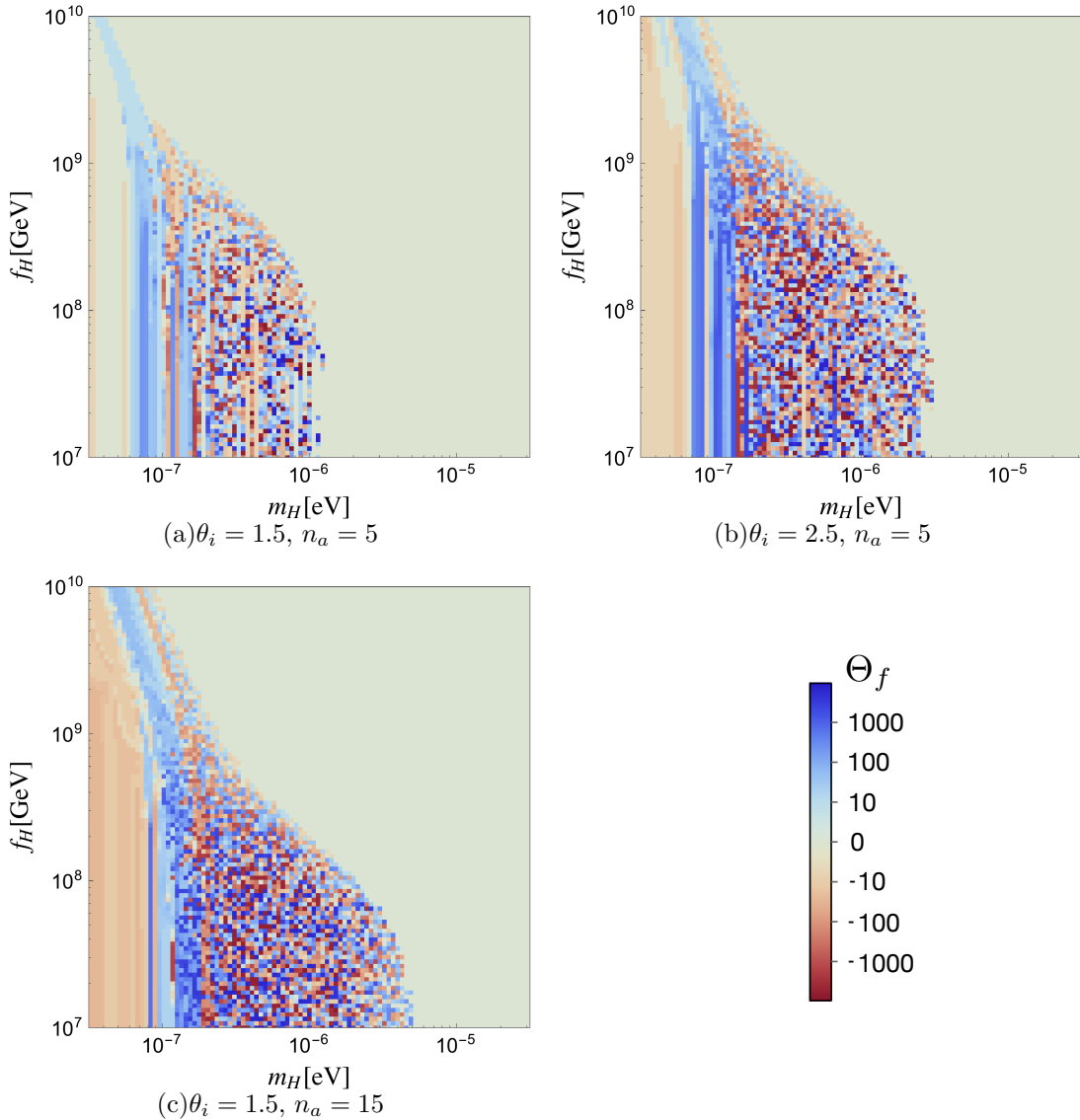


FIG. 4: Same as Fig. 3 but for $F_a = 10^{10}$ GeV and $(\theta_i, n_a) = (1.5, 5)$, $(2.5, 5)$ and $(1.5, 15)$ for which $m_a(T_{\text{osc}}) \simeq 4 \times 10^{-8}$, 1×10^{-7} , 4×10^{-8} eV, respectively.

that Θ_f takes different values even if θ_i has a small fluctuation of order $\delta\theta_i \sim 10^{-5}$. One solution to the cosmological domain wall problem is to invoke late-time inflation to dilute the abundance of domain walls. In our case, however, this is unlikely because the domain walls are formed at the QCD phase transition, and it is highly non-trivial to realize sufficiently long inflation and successful baryogenesis at such low temperatures. Another

is to make domain walls unstable and quickly decay by introducing energy bias between different vacua.⁵ Note however that one cannot introduce any energy bias between the vacua that are identical to each other (i.e. $\Theta_f = 0$ and $\Theta_f = 2\pi n_H m$ with $m \in \mathbf{Z}$).⁶ So, if both vacua with $\Theta_f = 0$ and $\Theta_f = 2\pi n_H$ are populated in space, the domain walls connecting them are stable and cannot be removed even if one introduces energy bias between different vacua.⁷ This argument led us to conclude that the parameter region where the axion roulette occurs and Θ_f takes large positive or negative values is plagued with cosmological domain wall problem, unless the spatial variation of Θ_f is much smaller than $2\pi n_H$. This requires either a large value of n_H or negligible fluctuations of the initial misalignment angle $\delta\theta_i$.

In the following, let us consider a case where domain walls are formed, but the spatial variation of Θ_f is much smaller than $2\pi n_H$. In this case, one may avoid the domain wall problem by introducing an energy bias between different vacua. This corresponds to e.g. the left edge (the lower end of m_H) of the multicolored regions in Figs. 3 and 4, where the axion roulette takes place but the dependence on θ_i is relatively mild. (See also Fig. 2.)

As a specific example, the bias term may be written as

$$V_{\text{bias}} = \Lambda'^4 \left[1 - \cos \left(N_H \frac{a_H}{F_H} + N_a \frac{a}{F_a} + \delta \right) \right], \quad (22)$$

where N_H and N_a are integers, and δ is a CP phase. In the presence of the bias term, the minimum of the QCD axion is generally deviated from the CP conserving minimum. Depending on the size of Λ'^4 and δ , the strong CP phase may exceed the neutron electric dipole moment (EDM) constraint [27],

$$\bar{\theta} \equiv \frac{\langle a \rangle}{F_a} < 0.7 \times 10^{-11}, \quad (23)$$

which would spoil the PQ solution to the strong CP problem. On the other hand, if the magnitude of the bias term (Λ'^4) is too small, the domain walls become so long-lived that

⁵ It is also possible that Λ_H is time-dependent and it vanishes in the present Universe. Then the energy density of domain walls becomes negligible, avoiding the cosmological domain wall problem.

⁶ Here we assume that the QCD axion is fixed at the same minimum with a_H differing from vacuum to vacuum.

⁷ One may avoid this problem by considering a monodromy-type energy bias term.

they may overclose the Universe or overproduce axions by their annihilation. Therefore it is non-trivial if one can get rid of domain walls by energy bias without introducing a too large contribution to the strong CP phase or producing too many axions. Indeed, in the case of the QCD axion domain walls, it is known that a mild tuning of the CP phase of the energy bias term is required [28].

To be concrete, let us focus on the case of $N_H = 1$ and $N_a = 0$. Other choice of N_H and N_a does not alter our results significantly. Assuming V_{bias} is a small perturbation to the original axion potential, i.e., $\Lambda'^4 \ll \Lambda_H^4 < m_a^2 F_a^2$, one can expand the total potential $V_{\text{QCD}} + V_H + V_{\text{bias}}$ around $a = a_H = 0$. Then we obtain

$$\bar{\theta} \simeq \frac{n_a \Lambda'^4}{n_H m_a^2 F_a^2} \sin \delta. \quad (24)$$

Thus, the strong CP phase is induced by the bias term. Requiring that $\bar{\theta}$ should not exceed the neutron EDM constraint (23), we obtain an upper bound on Λ' for given δ . For $\delta = \mathcal{O}(1)$, Λ' must be smaller than the QCD scale by more than a few orders of magnitude.

The QCD axion and the ALP contribute to dark matter. In the absence of the mixing, the abundance of the QCD axion from the misalignment mechanism is given by [29]

$$\Omega_a h^2 = 0.18 \theta_i^2 \left(\frac{F_a}{10^{12} \text{ GeV}} \right)^{1.19} \left(\frac{\Lambda_{\text{QCD}}}{400 \text{ MeV}} \right), \quad (25)$$

where we have neglected the anharmonic effect and $h \simeq 0.7$ is the dimensionless Hubble parameter. In the presence of the mixing with an ALP, a part of the initial oscillation energy turns into the kinetic energy of the ALP, if the axion roulette is effective. According to our numerical calculation, the QCD axion abundance decreases by several tens of percent when the axion roulette takes place.

Next, we consider the ALP production. The ALP is mainly produced by the annihilation of domain walls. Assuming the scaling behavior, the domain wall energy density is given by

$$\rho_{\text{DW}} \sim \sigma H, \quad (26)$$

where $\sigma \simeq 8m_H f_H^2$ is the tension of the domain wall, and H is the Hubble parameter. The domain walls annihilate when their energy density becomes comparable to the bias

energy density, $\rho_{\text{DW}} \sim \Lambda^4$. The produced ALPs are only marginally relativistic, and they become soon non-relativistic due to the cosmological redshift. The ALP abundance is therefore

$$\Omega_{\text{ALP}} h^2 \simeq 0.4 \left(\frac{m_H}{10^{-7} \text{ eV}} \right)^{\frac{3}{2}} \left(\frac{f_H}{10^{10} \text{ GeV}} \right)^3 \left(\frac{\Lambda'}{1 \text{ keV}} \right)^{-2}, \quad (27)$$

where we have set $g_*(T) = 10.75$. In order not to exceed the observed dark matter abundance $\Omega_c h^2 \simeq 0.12$ [30], the size of the energy bias is bounded below:

$$\Lambda' \gtrsim 2 \text{ keV} \left(\frac{m_H}{10^{-7} \text{ eV}} \right)^{\frac{3}{4}} \left(\frac{f_H}{10^{10} \text{ GeV}} \right)^{\frac{3}{2}}. \quad (28)$$

There is another constraint coming from the isocurvature perturbations. In general, domain walls are formed when the corresponding scalar field has large spatial fluctuations. Once the domain wall distribution reaches the scaling law, isocurvature perturbations of domain walls are suppressed at superhorizon scales. However, those ALPs produced during or soon after the domain wall formation are considered to have sizable fluctuations at superhorizon scales, which may contribute to the isocurvature perturbations. The energy density of such ALPs at the domain wall formation is estimated to be

$$\delta\rho_{\text{ALP,osc}} \sim m_H^2 f_H^2. \quad (29)$$

Then the CDM isocurvature perturbation is

$$\delta_{\text{iso}} = \frac{\delta\rho_{\text{ALP}}}{\rho_c} \sim \frac{\Omega_{\text{ALP}}}{\Omega_c} \frac{m_H^2 f_H^2}{\sigma H_{\text{ann}}} \left(\frac{a_{\text{osc}}}{a_{\text{ann}}} \right)^3, \quad (30)$$

where ρ_c is the CDM energy density. Assuming that the Universe is radiation dominated at the domain wall formation, the CDM isocurvature is expressed as

$$\delta_{\text{iso}} \sim 2 \times 10^{-4} \left(\frac{m_H}{10^{-7} \text{ eV}} \right)^2 \left(\frac{f_H}{10^{10} \text{ GeV}} \right)^2 \left(\frac{H_{\text{osc}}}{10^{-9} \text{ eV}} \right)^{\frac{3}{2}}. \quad (31)$$

The Planck 2015 constraint on the (uncorrelated) isocurvature perturbations gives $\delta_{\text{iso}} \lesssim 9.3 \times 10^{-6}$ [31] and we obtain

$$\left(\frac{m_H}{10^{-7} \text{ eV}} \right) \left(\frac{f_H}{10^{10} \text{ GeV}} \right) \lesssim 9 \times 10^{-2}, \quad (32)$$

where we set $F_a = 10^{10}$ GeV to evaluate H_{osc} . For $F_a = 10^{12}$ GeV, it reads

$$\left(\frac{m_H}{10^{-7} \text{ eV}}\right) \left(\frac{f_H}{10^{10} \text{ GeV}}\right) \lesssim 3 \times 10^{-1}. \quad (33)$$

In the above, we have focused only on the linear perturbation for the isocurvature perturbation. However, since the spatial fluctuation of ALP becomes $\mathcal{O}(1)$ after the axion roulette, the higher order terms can also be significant and the isocurvature perturbation becomes highly non-Gaussian. In this case, the non-Gaussianity is estimated as $\alpha^2 f_{\text{NL}}^{(\text{iso})} \sim 160(\delta_{\text{iso}}/9.3 \times 10^{-6})^3$ [32, 33], which should be compared with the current $2\text{-}\sigma$ constraint $|\alpha^2 f_{\text{NL}}^{(\text{iso})}| < 140$ [34].⁸ Therefore, the non-Gaussianity constraint is comparable to that from the isocurvature perturbations power spectrum.

In Fig. 5 we show the upper bounds on m_H and F_H from the neutron EDM constraint (23) with (24), and isocurvature perturbations (32). Compared to Figs. 3 and 4, one can see that there are allowed regions where the axion roulette takes place and the upper bounds are satisfied. Such regions are cosmologically allowed even if domain walls are formed through the axion roulette, because the domain walls are unstable and decay quickly without spoiling the PQ mechanism.

V. CONCLUSIONS

In this paper we have studied in detail the level crossing phenomenon between the QCD axion and an ALP, focusing on the recently found *axion roulette*, in which the ALP runs along the valley of the potential, passing through many crests and troughs before it gets trapped at one of the potential minima. Interestingly, the axion dynamics shows rather chaotic behavior, and it is likely that domain walls (without boundaries) are formed. We have determined the parameter space where the axion roulette takes place and it is represented by the multicolored regions in Figs. 3 and 4. As the domain walls are cosmological stable, such parameter region does not lead to viable cosmology.

⁸ As pointed out in Ref. [34], the constraint should be regarded as a rough estimate when the quantum fluctuations dominate over the classical field deviation from the potential minimum.

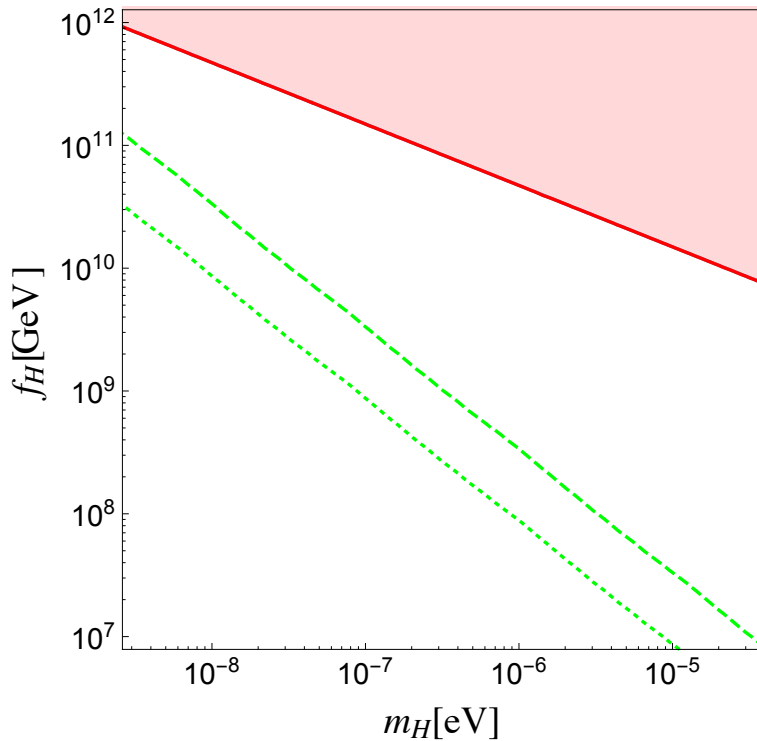


FIG. 5: Upper bounds on m_H and f_H from the DM abundance and the neutron EDM constraint. Here we set the phase of the bias term $\delta = 1$, and the domain wall numbers $n_H = 2$, $n_a = 5$. The shaded region above the solid (red) line is excluded because no Λ' can satisfy both (23) and (28) simultaneously. The dashed (dotted) green line denotes isocurvature bound for $F_a = 10^{12}(10^{10})$ GeV.

In a certain case, the domain walls can be made unstable by introducing an energy bias between different vacua, and we have estimated the abundance of the ALPs dark matter produced by the domain wall annihilation. In contrast to the QCD axion domain walls, there is a parameter space where no fine-tuning of the CP phase of the bias term is necessary to make domain walls decay rapidly.

Acknowledgment

This work is supported by MEXT Grant-in-Aid for Scientific research on Innovative Areas (No.15H05889 (F.T.) and No. 23104008 (N.K. and F.T.)), Scientific Research (A)

No. 26247042 and (B) No. 26287039 (F.T.), and Young Scientists (B) (No. 24740135 (F.T.)), and World Premier International Research Center Initiative (WPI Initiative), MEXT, Japan (F.T.). N.K. acknowledges the Max-Planck-Gesellschaft, the Korea Ministry of Education, Science and Technology, Gyeongsangbuk-Do and Pohang City for the support of the Independent Junior Research Group at the Asia Pacific Center for Theoretical Physics.

- [1] R. D. Peccei and H. R. Quinn, Phys. Rev. Lett. **38**, 1440 (1977).
- [2] R. D. Peccei and H. R. Quinn, Phys. Rev. D **16**, 1791 (1977).
- [3] S. Weinberg, Phys. Rev. Lett. **40**, 223 (1978); F. Wilczek, Phys. Rev. Lett. **40**, 279 (1978).
- [4] J. E. Kim, Phys. Rept. **150**, 1 (1987).
- [5] J. E. Kim and G. Carosi, Rev. Mod. Phys. **82**, 557 (2010) [arXiv:0807.3125 [hep-ph]].
- [6] O. Wantz and E. P. S. Shellard, Phys. Rev. D **82**, 123508 (2010) [arXiv:0910.1066 [astro-ph.CO]].
- [7] A. Ringwald, Phys. Dark Univ. **1** (2012) 116.
- [8] M. Kawasaki and K. Nakayama, Ann. Rev. Nucl. Part. Sci. **63**, 69 (2013) [arXiv:1301.1123 [hep-ph]].
- [9] S. Andriamonje *et al.* [CAST Collaboration], JCAP **0704**, 010 (2007) [hep-ex/0702006].
- [10] M. Arik *et al.* [CAST Collaboration], Phys. Rev. Lett. **112**, no. 9, 091302 (2014) [arXiv:1307.1985 [hep-ex]].
- [11] S. J. Asztalos *et al.* [ADMX Collaboration], Phys. Rev. Lett. **104**, 041301 (2010) [arXiv:0910.5914 [astro-ph.CO]].
- [12] K. Ehret *et al.*, Phys. Lett. B **689**, 149 (2010) [arXiv:1004.1313 [hep-ex]].
- [13] P. Pugnat *et al.* [OSQAR Collaboration], Eur. Phys. J. C **74**, no. 8, 3027 (2014) [arXiv:1306.0443 [hep-ex]].
- [14] J. E. Kim, H. P. Nilles and M. Peloso, JCAP **0501**, 005 (2005) [hep-ph/0409138].
- [15] K. Choi, H. Kim and S. Yun, Phys. Rev. D **90**, 023545 (2014) [arXiv:1404.6209 [hep-th]].

- [16] T. Higaki and F. Takahashi, JHEP **1407**, 074 (2014) [arXiv:1404.6923 [hep-th]].
- [17] T. C. Bachlechner, M. Dias, J. Frazer and L. McAllister, Phys. Rev. D **91**, no. 2, 023520 (2015) [arXiv:1404.7496 [hep-th]].
- [18] I. Ben-Dayan, F. G. Pedro and A. Westphal, Phys. Rev. Lett. **113**, 261301 (2014) [arXiv:1404.7773 [hep-th]].
- [19] T. Higaki and F. Takahashi, Phys. Lett. B **744**, 153 (2015) [arXiv:1409.8409 [hep-ph]].
- [20] J. Jaeckel, J. Redondo and A. Ringwald, Phys. Rev. D **89**, 103511 (2014) [arXiv:1402.7335 [hep-ph]].
- [21] T. Higaki, N. Kitajima and F. Takahashi, JCAP **1412**, no. 12, 004 (2014) [arXiv:1408.3936 [hep-ph]].
- [22] L. Wolfenstein, Phys. Rev. D **17**, 2369 (1978); S. P. Mikheev and A. Y. Smirnov, Sov. J. Nucl. Phys. **42**, 913 (1985) [Yad. Fiz. **42**, 1441 (1985)]; Nuovo Cim. C **9**, 17 (1986).
- [23] N. Kitajima and F. Takahashi, JCAP **1501**, no. 01, 032 (2015) [arXiv:1411.2011 [hep-ph]].
- [24] C. T. Hill and G. G. Ross, Nucl. Phys. B **311**, 253 (1988).
- [25] R. Daido, N. Kitajima and F. Takahashi, Phys. Rev. D **92**, no. 6, 063512 (2015) [arXiv:1505.07670 [hep-ph]].
- [26] J. Preskill, S. P. Trivedi, F. Wilczek and M. B. Wise, Nucl. Phys. B **363**, 207 (1991).
- [27] C. Baker, D. Doyle, P. Geltenbort, K. Green, M. van der Grinten, et al Phys. Rev. Lett **97**, 131801 (2006) [arXiv:0602020 [hep-ex]].
- [28] M. Kawasaki, K. Saikawa and T. Sekiguchi, Phys. Rev. D **91**, no. 6, 065014 (2015) [arXiv:1412.0789 [hep-ph]].
- [29] M. S. Turner, Phys. Rev. D **33**, 889 (1986)
- [30] P. A. R. Ade *et al.* [Planck Collaboration], arXiv:1502.01589 [astro-ph.CO].
- [31] P. A. R. Ade *et al.* [Planck Collaboration], arXiv:1502.02114 [astro-ph.CO].
- [32] M. Kawasaki, K. Nakayama, T. Sekiguchi, T. Suyama and F. Takahashi, JCAP **0811**, 019 (2008) [arXiv:0808.0009 [astro-ph]].
- [33] D. Langlois, F. Vernizzi and D. Wands, JCAP **0812**, 004 (2008) [arXiv:0809.4646 [astro-ph]].

- [34] C. Hikage, M. Kawasaki, T. Sekiguchi and T. Takahashi, *JCAP* **1307**, 007 (2013)
[arXiv:1211.1095 [astro-ph.CO]].