

Raptor Codes in the Low SNR Regime

Mahyar Shirvanimoghaddam, *Member, IEEE*, and Sarah Johnson, *Member, IEEE*

Abstract—In this paper, we revisit the design of Raptor codes for binary input additive white Gaussian noise (BI-AWGN) channels, where we are interested in very low signal to noise ratios (SNRs). A linear programming degree distribution optimization problem is defined for Raptor codes in the low SNR regime through several approximations. We also provide an exact expression for the polynomial representation of the degree distribution with infinite maximum degree in the low SNR regime, which enables us to calculate the exact value of the fractions of output nodes of small degrees. A more practical degree distribution design is also proposed for Raptor codes in the low SNR regime, where we include the rate efficiency and the decoding complexity in the optimization problem, and an upper bound on the maximum rate efficiency is derived for given design parameters. Simulation results show that the Raptor code with the designed degree distributions can approach rate efficiencies larger than 0.95 in the low SNR regime.

Index Terms—AWGN, Rateless codes, Raptor code, LT code, Low SNR regime.

I. INTRODUCTION

INSPIRED by Shannon’s revolutionary work and his seminal paper “A Mathematical Theory of Communication” published in 1948, a fundamental question has been posed in communications: *how can we efficiently and reliably transmit information?* Shannon also gave a basic answer: *coding can do it*. Since then, how to find the practical coding scheme that can approach the fundamental limits established by Shannon has been at the heart of coding theory and communications. This paper provides a practical framework to design a capacity approaching code for an additive white Gaussian noise (AWGN) channel in the low SNR regime.

A. Fountain Codes

Fountain codes [1] are a class of codes on graphs designed mainly for reliable transmission over an erasure channel with unknown erasure probability, which can generate a potentially limitless number of coded symbols for a given set of information symbols of size k . The decoder of a fountain code can then recover the original k information symbols from any set of $m > k$ received coded symbols with high probability. Fountain codes are mainly designed such that m is close to k for any erasure rate and the decoding time is close to linear in k [2].

The Luby Transform (LT) code [3] was the first practical realization of Fountain codes, where the degree of each coded symbol was obtained from a single probability mass function, referred to as the degree distribution. In LT codes, the Soliton distribution or robust Soliton distribution [4] was originally

used as the degree distribution; however, a capacity approaching LT code was shown to have an average degree increasing with the message size with a logarithmic slope, which makes it very hard to design a linear time encoder/decoder [2]. A more practical extension of LT codes, namely Raptor codes, were proposed by Shokrollahi in [5], which is a simple concatenation of a high rate low density parity check code (LDPC) and an LT code. The encoding and decoding of these codes are linear in terms of the message length; thus practical for several applications with large data transmission.

Fountain codes were also studied for unequal error protection (UEP) in [6], intermediate recovery of message symbols for any given fraction of coded symbols in [7], and minimizing reception overhead for any given instantaneous decoding state in [8]. Due to their excellent performance on erasure channels, Raptor codes have been recently adopted in the 3GPP MBMS standard for broadcast file delivery and streaming services [9], the DVB-H IPDC standard for delivering IP services over DVB networks, and DVB-IPTV for delivering commercial TV services over an IP network [10]. More generally, Raptor codes were shown to be an excellent candidate for forward error correction in the application layer, where the goal is to recover from symbol erasures (rather than errors) [11].

LT and Raptor codes can also be used over other binary input channels [12]. The authors in [2] studied Raptor code design for binary memoryless symmetric channels, where a Gaussian approximation was adopted to derive a simple linear programming optimization problem for the degree distribution design. A lower bound on the fraction of output symbols of degree 2 for a capacity approaching code was also proposed, which was shown to be channel dependent for binary input channels, unlike the erasure channel which allows channel independent capacity approaching codes. Accordingly, the authors in [2] proved that there is no universal Raptor code for binary input AWGN (BI-AWGN) channels and binary symmetric channels (BSC). An adaptive degree distribution for Raptor codes over BI-AWGN channels was designed in [13, 14], where the transmitter changes the degree distribution after sending a certain numbers of coded symbols. This approach has been shown to achieve rate efficiencies close to 90% for SNRs larger than -10 dB, where the optimization failed to provide good degree distributions for lower SNRs. In this paper, we study Raptor codes in the low SNR regime, where we design the degree distribution function and also formulate the asymptotic degree distribution function when SNR goes to zero and the maximum degree goes to infinity.

B. Motivations and Main Contributions

Many communication systems such as wireless ad-hoc networks, sensor networks, and ultra wide band networks, work under low-SNR conditions per node in the network, although the available degrees of freedom is large [15]. As shown in

The material in this paper has been submitted in part to the IEEE International Communications Conference (ICC), Kuala Lumpur, Malaysia, May 2016. <http://arxiv.org/abs/1510.07728>.

M. Shirvanimoghaddam and S. Johnson are with School of Electrical Engineering and Computer Science, The University of Newcastle, NSW, Australia (e-mail: {mahyar.shirvanimoghaddam, sarah.johnson}@newcastle.edu.au).

[16] in the slow-fading scenario, once a channel is in deep fade, channel coding may not help to increase the reliability of the transmission. If available, cooperative transmission can dramatically improve the performance by creating diversity using the antennas available at the other nodes of the network [17]. However, many applications do not have access to such helpers in the network to improve reliability. For example, in cellular-based machine-to-machine communications, where a large number of low-power devices randomly transmit their data to a single base station, many devices may be in deep fade due to their constant movement. For this type of network, dedicating resources, such as bandwidth or even relays, to devices is not efficient due to the random bursty nature of the transmission [18]. These necessitate the study of efficient transmission strategies for low-power communication systems in the low SNR regime, where increasing the transmission power or using cooperative techniques are not possible and channel coding is the only choice.

Very low rate error control codes are also required for the error reconciliation stage of quantum key distribution systems (QKD). QKD is the first commercial application of quantum physics, which aims to provide a completely secure random key between two disjoint parties. More specifically, in continuous variable (CV) QKD systems, low SNRs are essential for the security of the system. Iterative error control codes have the potential to substantially improve the efficiency of QKD systems. For instance, repeat-accumulate (RA) codes have been investigated to use in CV-QKD systems in [19], where the codeword length is 64800 and the lowest code rate is 1/20. Although, RA and LDPC codes have been proved in [20] to achieve the Shannon limit in AWGN channels when the coding rate approaches zero, in the low-rate region, both RA codes and LDPC codes suffer from performance loss and extremely slow convergence speed with iterative decoding. Multi-edge type LDPC (MET-LDPC) codes were shown in [21] to theoretically approach high efficiencies in low SNRs. Parallel-concatenated zigzag-Hadamard (PCZH) codes are also proposed in [22] which offer the bit-error-rate (BER) of 10^{-5} at $E_b/N_0 = -1.2$ dB, which is only around 0.4 dB away from the Shannon limit. In [23], a new class of low-rate codes called repeat-zigzag-Hadamard (RZH) codes, were proposed which are essentially serially concatenated turbo-like codes where the outer code is a repetition code and the inner code is a punctured ZH code. Low-rate LDPC codes with simple protograph structure was also proposed in [24], which can be viewed as hybrid concatenations of simple modules such as accumulators, repetition codes, differentiators, and punctured single parity check codes. Existing very low rate codes, however have a very poor word error rate performance and so will only produce good efficiencies for theoretical threshold results or for finite-length results where the allowed word error rate is very high.

In this paper, we study Raptor codes over BI-AWGN channels in the low SNR regime. We use the general framework proposed in [2] for the degree distribution design of the LT code in the low SNR regime. We show that a simple linear program can be designed for the degree distribution optimization problem in the low SNR regime, which is in

fact independent of channel SNR. An exact expression for the degree distribution function in the low SNR regime in the asymptotic case, where the maximum degree goes to infinity, is derived and shown to be a function of the elementary EXIT function, previously defined in [25]. We also characterize the optimal fractions of low degrees through approximations of the proposed linear program. Using this approach, we characterize the code efficiency, defined as the ratio of the maximum achievable code rate and the channel capacity. A simple upper bound is also proposed for the code efficiency. Similarly, the average code degree is also characterized and a simple lower bound is proposed. A more practical degree distribution design is also proposed by considering both the rate efficiency and decoding complexity, where a set of optimal degree distribution functions are derived for different maximum code degrees.

C. Organization

The rest of the paper is organized as follows. Section II presents an overview of Raptor codes. In Section III, we investigate the Raptor code design in the low SNR regime. Section IV provides practical degree distribution design for Raptor codes in the low SNR regime and some bounds on the maximum rate efficiency of the code and the decoding complexity. Simulation results are shown in Section VI. Finally Section VII concludes the paper.

II. PRELIMINARIES

A. Raptor Code Structure and Definitions

A binary Raptor code is constructed as the serial concatenation of an outer code V and an inner LT code C . The outer code is usually a high-rate LDPC code, which encodes a k -bit information vector into a k' -bit codeword of V , where the codeword bits are referred to as *input symbols*. Then, via an LT code a potentially limitless number of Raptor coded symbols, referred to as *output symbols*, are generated and transmitted over the channel, where each output symbol is the XOR (modulo-2 sum) of a randomly selected fraction of input symbols. More specifically, to generate each output symbol, first an integer d , called degree, is obtained from a predefined probability mass function, called the degree distribution function. An output symbol is then generated via the XOR operation on d distinct input symbols, uniformly selected at random. A Raptor code can then be characterized by $(k, V, \Omega(x))$, where $\Omega(x) := \sum_d \Omega_d x^d$ denotes the degree distribution polynomial and Ω_d denote the fraction of output nodes of degree d . A Raptor code can be represented by a factor graph, representing both LDPC and LT component codes. Fig. 1 shows the factor graph of a Raptor code truncated at block length n .

The degree distribution can also be defined with respect to edges by $\omega(x) := \sum_d \omega_d x^{d-1}$, where ω_d is the fraction of edges connected to an output symbol of degree d . As shown in [5], ω_d and Ω_d can be calculated from each other as follows:

$$\omega_d = \frac{d\Omega_d}{\beta}, \quad \Omega_d = \frac{\omega_d/d}{\sum_d \omega_d/d}, \quad (1)$$

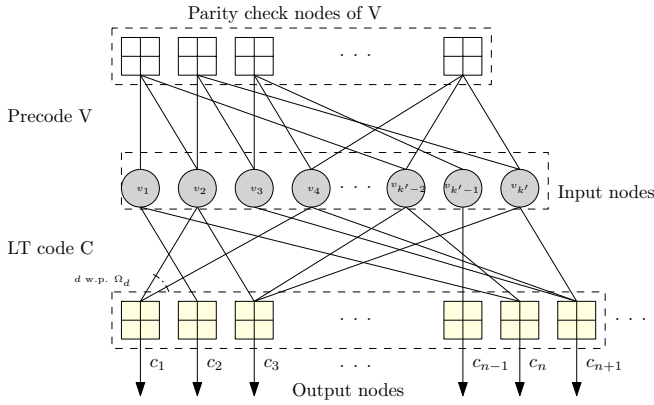


Fig. 1. Factor graph representation of a Raptor code truncated at codeword length $n + 1$.

where $\beta = \sum_d d\Omega_d$ is the average output node degree. We can also compute the input node and edge degree distributions $\Lambda(x) := \sum_d \Lambda_d x^d$ and $\lambda(x) := \sum_d \lambda_d x^d$, respectively. It has been shown in [2] that in the asymptotic case, when k and n go to infinity, the input node and edge degree distribution follow a Poisson distribution with parameter α , i.e.,

$$\Lambda(x) = \lambda(x) = e^{\alpha(x-1)}, \quad (2)$$

where $\alpha := \beta k' / n$ is the average input node degree and n is the number of output symbols.

B. Decoding of Raptor Codes

Let y_i denote the channel output for output symbol c_j , where $y_j = (-1)^{c_j} + z_j$ and z_j is zero mean Gaussian noise with variance σ_z^2 for a BI-AWGN channel. The channel signal-to-noise ratio, γ , is then defined as $\gamma = 1/\sigma_z^2$. The channel log-likelihood ratio (LLR) is also defined as follows:

$$m_j^{(0)} := \ln \frac{P(c_j = 0|y_j)}{P(c_j = 1|y_j)} = \frac{2y_j}{\sigma_z^2}. \quad (3)$$

It is then easy to show that $m_j^{(0)}$ follows a symmetric Gaussian distribution with mean 2γ , when an all zero codeword is transmitted. Here, a probability density function (pdf) $f(x)$ is called symmetric if $f(x) = e^x f(-x)$ [26].

A sum-product algorithm (SPA) [25] can be easily developed for a Raptor code over a binary input memoryless channel on its factor graph representation [2]. In each iteration of the SPA, the LLR messages are passed along each edge between neighboring input symbols and output symbols. Let $m_{o \rightarrow i}^{(t)}$ and $m_{i \rightarrow o}^{(t)}$ denote messages passing from output node o to input node i and that from input node i to output node o , respectively, in the t^{th} iteration of the SPA. The message updating equation at output node o and input node i can be respectively formulated as follows [13]:

$$\begin{aligned} m_{o \rightarrow i}^{(t)} &= 2 \tanh^{-1} \left(\tanh \left(\frac{m_o^{(0)}}{2} \right) \prod_{i' \neq i} \tanh \left(\frac{m_{i' \rightarrow o}^{(t-1)}}{2} \right) \right), \\ m_{i \rightarrow o}^{(t)} &= \sum_{o' \neq o} m_{o' \rightarrow i}^{(t)}. \end{aligned} \quad (4)$$

After a predetermined number of iterations, T , the decoded LLR, m_i , for input node i is calculated as $m_i = \sum_o m_{o \rightarrow i}^{(T)}$.

The decoded LLRs of the input nodes are passed to code V to recover the original information bits. The entire decoding process is repeated by increasing the number of output symbols, and accordingly their channel outputs, until the k -bit information vector is correctly decoded. Note that a decoder verifies the correctness of the decoding by the check equations of the outer code V , and the receiver sends an acknowledgment to the sender via a feedback channel upon the correct verification of the decoding.

We define the realized rate of a Raptor code at SNR γ , denoted by $R_r(\gamma)$, as the ratio of the message length, k , and the average number of output symbols required for the successful decoding of the entire message at the destination. The rate efficiency of the code, denoted by η , is then defined as the ratio of the realized rate and channel capacity, i.e.,

$$\eta(\gamma) = \frac{R_r(\gamma)}{C_b(\gamma)}, \quad (5)$$

where $C_b(\gamma)$ is the capacity of a BI-AWGN channel at SNR γ , which is given by [2]:

$$C_b(\gamma) = 1 - \frac{1}{\sqrt{8\pi\gamma}} \int_{-\infty}^{\infty} \log_2(1 + e^{-x}) e^{-\frac{(x-2\gamma)^2}{8\gamma}} dx. \quad (6)$$

C. Degree Distribution Optimization of Raptor Codes

In [2], a framework to construct a Raptor code for a given BI-AWGN channel has been proposed. This framework, referred to as the mean-LLR-exit chart approach, was proposed based on two assumptions. Firstly, the cycle-free assumption which means that the factor graph representation of Raptor codes is locally cycle-free, which is well justified when the graph is large and sparsely connected. This assumption enables us to assume that all incoming SPA messages arriving at a given node are statistically independent. The second assumption is that the probability density of a message passed from an input symbol to an output node along a randomly chosen edge in the graph is a mixture of symmetric Gaussian distributions. This can be satisfied when the degree of each input node is relatively large, then according to the Central Limit Theorem the sum of incoming messages to an input node follows a Gaussian distribution. The mixture of Gaussian model is then due to the irregular degrees of input nodes [26].

Since we assume that the message from input node to output node follows a symmetric Gaussian distribution, its pdf can be characterized by its mean. Let $\mu^{(t)}$ denote the mean of message $m_{i \rightarrow o}^{(t)}$ along a randomly chosen edge in the t^{th} iteration of SPA. Similar to [26], we define a function $f_d(\mu)$, representing the mean of the message from output node to input node, as follows:

$$f_d(\mu) = 2\mathbb{E} \left[\tanh^{-1} \left(\tanh \left(\frac{Z}{2} \right) \prod_{q=1}^{d-1} \tanh \left(\frac{X_q}{2} \right) \right) \right], \quad (7)$$

where \mathbb{E} is the expectation operator, X_q , which correspond to the LLR message from input node to output node, is the symmetric Gaussian random variable with mean μ and Z is a symmetric Gaussian random variable with mean 2SNR representing the channel output LLR. As shown in [2], under the above assumptions and that the all-zero codeword is

transmitted, we have:

$$\mu^{(t+1)} = \alpha \sum_d \omega_d f_d(\mu^{(t)}). \quad (8)$$

The goal of Raptor code design is then to find the output node or edge degree distribution to maximize the design rate of the LT code, defined as $R_{\text{design}} := \beta/\alpha$, such that $\mu^{(t+1)} > \mu^{(t)}$ for $t \geq 0$, so that the bit error rate (BER) of input symbols decreases through SPA iterations. For this aim, [2] proposed the following linear program to minimize $\alpha \sum_{d=1}^D \omega_d/d$, which is equivalent to maximizing R_{design} , for given α , D , and the target maximal message mean μ_o :

$$\begin{aligned} & \text{minimize } \alpha \sum_{d=1}^D \omega_d/d & (9) \\ & \text{s.t. (i). } \alpha \sum_{d=1}^D \omega_d f_d(\mu_j) > \mu_j, \quad \forall j = 1, \dots, N, \\ & \quad \text{(ii). } \sum_{d=1}^D \omega_d = 1, \\ & \quad \text{(iii). } \omega_d \geq 0, \quad \forall d = 1, \dots, D, \end{aligned}$$

where $\{\mu_j | j = 1, \dots, N\}$ is a set of equally spaced values in range $(0, \mu_o]$ and $\mu_N = \mu_o$. It is important to note that μ_o is chosen to be large enough to ensure that the decoding of outer code V is successful.

III. RAPTOR CODES IN THE LOW SNR REGIME

In this section, we study Raptor codes in the low SNR regime and an optimal degree distribution function is formulated in the asymptotic case, where the channel SNR goes to zero and the maximum degree goes to infinity.

A. Degree Distribution Optimization in the Low SNR Regime

Authors in [26] provided a detailed study of the feasibility of the linear program (9) based on parameters μ_o and α . More specifically, they showed that for SNRs higher than $\text{SNR}_{\text{low}} = \mu_o/2\alpha$ the linear program is feasible and thus has a solution. The following lemma shows that the linear program (9) is always feasible in the asymptotic case, where the maximum degree goes to infinity for all SNRs.

Lemma 1: The linear program (9) is feasible for every SNR, when D , and accordingly the average input node degree, go to infinity.

The proof of this lemma is provided in Appendix A. In the rest of the paper, we assume that the linear program in the low SNR regime is always feasible for an adequately large maximum degree and, due to the linearity of the objective function and all constraints in (9), the optimization is convex, thus there is always an optimal degree distribution function.

Let us have a closer look at function $f_d(\mu)$ defined in (7), when the channel SNR, γ , goes to zero. We define the function $h_d(Z, \mathbf{X}_d)$ as follows:

$$h_d(Z, \mathbf{X}_d) = 2 \tanh^{-1} \left(\tanh \left(\frac{Z}{2} \right) \prod_{q=1}^{d-1} \tanh \left(\frac{X_q}{2} \right) \right),$$

where $\mathbf{X}_d \triangleq (X_1, \dots, X_{d-1})$. Then, it is clear that $f_d(\mu) = \mathbb{E}[h(Z, \mathbf{X}_d)]$. We expand this function in a Taylor series about

the mean value of Z , i.e., 2γ , that is:

$$\begin{aligned} & h_d(Z, \mathbf{X}_d) \\ & = h_d(2\gamma, \mathbf{X}_d) + (Z - 2\gamma) \frac{\partial h_d}{\partial Z} + \frac{(Z - 2\gamma)^2}{2} \frac{\partial^2 h_d}{\partial Z^2} + \dots, \end{aligned}$$

where the derivatives are evaluated at 2γ . By truncating the above equation at the second order terms and taking the expectation with respect to Z from both sides, we have:

$$\mathbb{E}_Z [h_d(Z, \mathbf{X}_d)] \approx h_d(2\gamma, \mathbf{X}_d) + \frac{1}{2} \frac{\partial^2 h_d}{\partial Z^2} \sigma_Z^2, \quad (10)$$

where $\mathbb{E}[Z] = 2\gamma$ and $\sigma_Z^2 = 4\gamma$, as Z follows a symmetric Gaussian distribution with mean 2γ . The second derivative of $h_d(Z, \mathbf{X}_d)$ with respect to Z at $Z = 2\gamma$ is given by:

$$\left. \frac{\partial^2 h_d}{\partial Z^2} \right|_{Z=2\gamma} = \frac{P_d(1 - P_d^2) \tanh(\gamma)(1 - \tanh^2(\gamma))}{1 - P_d^2 \tanh^2(\gamma)}, \quad (11)$$

where $P_d \triangleq \prod_{q=1}^{d-1} \tanh(X_q/2)$. Therefore, (10) can be rewritten as follows:

$$\begin{aligned} \mathbb{E}_Z [h_d(Z, \mathbf{X}_d)] & \approx 2 \tanh^{-1}(\tanh(\gamma)P_d) \\ & + 2\gamma \frac{P_d(1 - P_d^2) \tanh(\gamma)(1 - \tanh^2(\gamma))}{1 - P_d^2 \tanh^2(\gamma)}. \end{aligned} \quad (12)$$

Since γ goes to zero, (12) can be further expanded in a Taylor series about zero as follows:

$$\mathbb{E}_Z [h_d(Z, \mathbf{X}_d)] \approx 2\gamma P_d + \mathcal{O}(\gamma^2),$$

which follows from $h_d(0, \mathbf{X}_d) = 0$, $\left. \frac{\partial^2 h_d}{\partial Z^2} \right|_{Z=0} = 0$, and $\left. \frac{\partial h_d}{\partial Z} \right|_{Z=0} = P_d$. Using only the linear terms in the above approximation, we can approximate $f_d(\mu)$ as follows:

$$\begin{aligned} f_d(\mu) & = \mathbb{E}_{\mathbf{X}} [\mathbb{E}_Z [h_d(Z, \mathbf{X})]] \approx \mathbb{E}_{\mathbf{X}} \left[2\gamma \prod_{q=1}^{d-1} \tanh \left(\frac{X_q}{2} \right) \right] \\ & = 2\gamma \prod_{q=1}^{d-1} \mathbb{E} \left[\tanh \left(\frac{X_q}{2} \right) \right], \end{aligned} \quad (13)$$

which follows from the fact that Z , X_q are mutually independent random variables for $q = 1, \dots, d$. As X_q is assumed to follow a symmetric Gaussian distribution of mean μ , we can define function $\varphi(\mu)$ for $\mu \geq 0$ as follows:

$$\begin{aligned} \varphi(\mu) & = \mathbb{E} \left[\tanh \left(\frac{X}{2} \right) \right] \\ & = \frac{1}{\sqrt{4\pi\mu}} \int_{-\infty}^{\infty} \tanh \left(\frac{u}{2} \right) e^{-\frac{(u-\mu)^2}{4\mu}} du. \end{aligned} \quad (14)$$

Thus, $f_d(\mu)$ can be further simplified as follows:

$$f_d(\mu) \approx 2\gamma (\varphi(\mu))^{d-1}. \quad (15)$$

The left hand side of condition (i) in linear program (9) can then be rewritten as follows:

$$\alpha \sum_d \omega_d f_d(\mu) \approx 2\gamma \alpha \sum_d \omega_d [\varphi(\mu)]^{d-1}. \quad (16)$$

It is important to note that in the low SNR regime, by using the well-know Maclaurin series of the function $\ln(1 + \gamma)$, the

TABLE I
OPTIMIZED DEGREE DISTRIBUTIONS FOR DIFFERENT VALUES OF THE
MAXIMUM DEGREE D .

D	μ_o	δ_0	$\sum d\Omega_d$
50	16.22	0.0068	6.7579
100	18.75	0.0034	7.6878
200	21.31	0.0017	8.6247
300	22.81	0.0011	9.1700
500	24.71	0.0007	9.8659
1000	27.35	0.0003	10.8052

AWGN channel capacity can be approximated as follows:

$$C_b(\gamma) = \frac{1}{2} \log_2(1 + \gamma) = \frac{1}{2 \ln(2)} \left(\gamma + \mathcal{O}(\gamma^2) \right). \quad (17)$$

Therefore, for a capacity approaching code (i.e., the design rate is assumed to be very close to the channel capacity) and for a very small γ , we have:

$$\beta = \alpha R_{\text{design}} \approx \frac{\alpha}{2 \ln(2)} \left(\gamma + \mathcal{O}(\gamma^2) \right). \quad (18)$$

Thus by using (1), we have:

$$\begin{aligned} \alpha \sum_d \omega_d f_d(\mu) &\approx 4 \ln(2) \beta \sum_d \omega_d [\varphi(\mu)]^{d-1} \\ &= 4 \ln(2) \sum_d d \Omega_d [\varphi(\mu)]^{d-1}. \end{aligned} \quad (19)$$

We can then formulate the optimization problem to maximize the design rate, R_{design} , which is equivalent to maximizing the average output node degree β , for a given maximum degree D , when γ goes to zero:

$$\begin{aligned} &\text{maximize } \sum_{d=1}^D d \Omega_d \quad (20) \\ &\text{s.t. (i). } \sum_{d=1}^D d \Omega_d [\varphi(\mu_j)]^{d-1} > \frac{\mu_j}{4 \ln(2)}, \quad \forall j = 1, \dots, N, \\ &\text{(ii). } \sum_{d=1}^D \Omega_d = 1, \\ &\text{(iii). } \Omega_d \geq 0, \quad \forall d = 1, \dots, D. \end{aligned}$$

The above optimization is linear for a given μ_o and D . However, we consider a joint optimization problem, where instead of supplying a predetermined μ_o , the above linear program is converted to a general non-linear optimization problem with the same objective and constraints as in (20), but optimizing jointly over $(\mu_o, \Omega(x))$. For this aim, an optimal μ_o can be found by searching over a relatively large range of discretized values of μ_o , where for each μ_o the optimization is converted to a linear program. Table I shows the maximum μ_o for different values of D .

B. An Exact Expression for the Optimal Degree Distribution Polynomial in the Low SNR regime

We first summarize some of the properties of the function $\varphi(x)$ in the following proposition, which are used in the remainder of the paper.

Proposition 1: The function $\varphi(x)$, defined in (14), has the following properties:

- Function $\varphi(x)$ is continuous, concave, and monotonically increasing with x .
- The inverse function $\varphi^{-1}(x)$ exists in $[0, 1)$, where $\varphi(\varphi^{-1}(x)) = x$. The inverse function is continuous, convex, and monotonically increasing with x .
- $\varphi(0) = \varphi^{-1}(0) = 0$.

- $\lim_{x \rightarrow \infty} \varphi(x) = 1$.
- $\lim_{x \rightarrow 1} \varphi^{-1}(x) = \infty$.
- $\lim_{\delta \rightarrow 0} \int_0^{1-\delta} \varphi^{-1}(t) dt = 4 \ln(2)$.

The proof of this proposition is provided in Appendix B. Now, we define $x_j \triangleq \varphi(\mu_j)$ for $j = 1, \dots, N$, and substitute it into constraint (i) in (20), which is then rewritten as follows:

$$\sum_{d=1}^D d \Omega_d x_j^{d-1} > \frac{1}{4 \ln(2)} \varphi^{-1}(x_j), \quad \forall j = 1, \dots, N, \quad (21)$$

where $x_N = \varphi(\mu_o)$. Eq. (21) can then be written in a more general form as follows:

$$\sum_{d=1}^D d \Omega_d x^{d-1} > \frac{1}{4 \ln(2)} \varphi^{-1}(x), \quad 0 \leq x \leq 1 - \delta_0, \quad (22)$$

where $\delta_0 = 1 - \varphi(\mu_o)$. Eq. (22) can be also rewritten as

$$\Omega'(x) > \frac{1}{4 \ln(2)} \varphi^{-1}(x), \quad 0 \leq x \leq 1 - \delta_0, \quad (23)$$

where $\Omega'(x)$ is the derivative of $\Omega(x)$ with respect to x . The optimization problem is then to find the optimal degree distribution which jointly maximizes the design rate and minimizes δ_0 (which is equivalent to maximizing μ_o) for a given maximum degree D such that constraints (i)-(iii) in (20) are satisfied. By taking the integral of both sides of (23) and knowing that $\Omega(0) = 0$ and $\varphi^{-1}(0) = 0$, we have:

$$\Omega(x) > \frac{1}{4 \ln(2)} \int_0^x \varphi^{-1}(t) dt, \quad 0 \leq x \leq 1 - \delta_0. \quad (24)$$

The following lemma shows how the optimal value of δ_0 changes with the maximum degree D .

Lemma 2: Let δ_D denote the minimum value of δ_0 such that (22) holds for $0 \leq x \leq 1 - \delta_0$ for a given maximum degree D and $\Omega^{(D)}(x)$ denote the respective optimal degree distribution function. Then the following conditions hold:

- $\delta_D > 0$ for a finite D .
- δ_D is decreasing in D .

The proof of this Lemma is provided in Appendix C. As can be seen in Table I, δ_D decreases with D and it is very close to zero, which is in close agreement with the results of this lemma. The following theorem then gives the optimal degree distribution function when $D \rightarrow \infty$ (see Appendix D for the proof).

Theorem 1: The optimal degree distribution function of a Raptor code in the low SNR regime, when $D \rightarrow \infty$ is bounded by:

$$\left| \Omega^{(\infty)}(x) - \frac{1}{4 \ln(2)} \int_0^x \varphi^{-1}(t) dt \right| \leq \epsilon_\infty, \quad 0 \leq x < 1, \quad (25)$$

where $\Omega^{(\infty)}(x) \triangleq \lim_{D \rightarrow \infty} \Omega^{(D)}(x)$,

$$\epsilon_\infty = 1 - \frac{1}{4 \ln(2)} \int_0^{1-\delta_\infty} \varphi^{-1}(t) dt, \quad (26)$$

and $\delta_\infty \triangleq \lim_{D \rightarrow \infty} \delta_D$.

It is important to note that according to Lemma 1, there exists a degree distribution function with a potentially infinite maximum degree for every $\delta > 0$, thus, Theorem 1 gives the exact expression for the optimal degree distribution function when D goes to infinity. More specifically, as δ_D is decreasing

with D and there exists at least one degree distribution function for each $\delta > 0$, which satisfies condition (46), we can conclude that $\lim_{D \rightarrow \infty} \delta_D = 0$. Therefore, by using Theorem 1 and Lemma 2, we have $\epsilon_\infty = 0$ and accordingly the asymptotic degree distribution function, $\Omega^{(\infty)}(x)$ is given by:

$$\Omega^{(\infty)}(x) = \frac{1}{4 \ln(2)} \int_0^x \varphi^{-1}(t) dt, \quad x \in [0, 1]. \quad (27)$$

The solid black curve in Fig. 2 shows the asymptotic degree distribution polynomial for $x \in [0, 1]$.

C. Fraction of Output Symbols with Small Degrees

When x approaches zero, the left hand side of (27) can be realized as the Maclaurin series of $\frac{1}{4 \ln(2)} \int_0^x \varphi^{-1}(t) dt$, which is given by:

$$\frac{1}{4 \ln(2)} \int_0^x \varphi^{-1}(t) dt = \frac{1}{4 \ln(2)} \sum_{i=1}^{\infty} \frac{x^i}{i!} \left[\frac{d^{i-1}}{dt^{i-1}} \varphi^{-1}(t) \right]_{t=0}.$$

The derivatives of an inverse function can be found as follows [27]:

$$\frac{d^i}{dt^i} \varphi^{-1}(t) = \frac{1}{(\varphi'(t))^{2i-1}} \det(\mathbf{A}^{(i)}), \quad (28)$$

where the elements of the matrix $\mathbf{A}^{(i)}$ are given by:

$$A_{k,\ell}^{(i)} = \begin{cases} \frac{(k-\ell+1)i-k}{1!} \varphi^{(k-\ell+1)}(t), & 1 \leq \ell \leq \min\{k, i-1\} \\ 1, & k=1 \text{ \& } \ell=i, \\ 0, & \text{otherwise.} \end{cases}$$

The optimized degrees can then be found as follows for $j > 1$:

$$\Omega_j = \frac{\eta}{4 \ln(2)j!} \left[\frac{d^{j-1}}{dt^{j-1}} \varphi^{-1}(t) \right]_{t=0}. \quad (29)$$

As shown in (28), to find the optimal degree distribution, we need the derivatives of $\varphi(x)$ at $x = 0$. They can be found by using the Maclaurin series of $\tanh(x)$ [28], as follows:

$$\begin{aligned} \varphi(x) &= \frac{1}{\sqrt{4\pi x}} \int_{-\infty}^{\infty} \tanh\left(\frac{u}{2}\right) e^{-\frac{(u-x)^2}{4x}} du \\ &= \frac{1}{\sqrt{4\pi x}} \int_{-\infty}^{\infty} \sum_{n=1}^{\infty} \frac{2(2^{2n}-1)B_{2n}}{(2n)!} u^{2n-1} e^{-\frac{(u-x)^2}{4x}} du \\ &= \sum_{n=1}^{\infty} \frac{2(2^{2n}-1)B_{2n}}{(2n)!} M_{2n-1}(x, 2x), \end{aligned} \quad (30)$$

where B_{2n} is the $(2n)^{th}$ Bernoulli number [28] and $M_{2n-1}(x, 2x)$ is the $(2n-1)^{th}$ moment of a Gaussian distribution with mean x and variance $2x$, which can be found as follows:

$$M_{2n-1}(x, 2x) = \sum_{j=0}^{n-1} \binom{2n-1}{2j} (2j-1)!! (2x)^j x^{2n-2j-1}. \quad (31)$$

The double factorial for odd numbers is defined as $(2j-1)!! = (2j-1)(2j-3)\dots 5.3.1$ and can be also represented as follows:

$$(2j-1)!! = \frac{(2j)!}{2^j j!}. \quad (32)$$

By substituting (31) and (32) in (30), we have

$$\begin{aligned} \varphi(x) &= \sum_{n=1}^{\infty} \sum_{j=0}^{n-1} \frac{2^{j+1}(2^{2n}-1)B_{2n}}{(2n)!} \binom{2n-1}{2j} (2j-1)!! x^{2n-1-j} \\ &= \sum_{n=1}^{\infty} \sum_{j=0}^{n-1} \frac{2^{2n}-1}{n j! (2n-2j-1)!} B_{2n} x^{2n-1-j} \\ &= \sum_{\ell=1}^{\infty} \sum_{n=\lceil \frac{\ell+1}{2} \rceil}^{\ell} \frac{2^{2n}-1}{n(2n-\ell-1)!(2\ell-2n+1)!} B_{2n} x^{\ell}, \end{aligned} \quad (33)$$

where the last equality is derived by replacing ℓ instead of $2n-j-1$ and changing the bounds of the summations accordingly. By calculating the first few terms of the right hand side of (33), we have:

$$\varphi(x) = \frac{1}{2}x - \frac{1}{4}x^2 + \frac{5}{24}x^3 - \frac{13}{48}x^4 + \frac{227}{480}x^5 + \dots$$

The i^{th} derivatives of $\varphi(x)$ at $x = 0$ can then be calculated as follows for $i \geq 1$:

$$\varphi^{(i)}(0) = \sum_{n=\lceil \frac{i+1}{2} \rceil}^i \frac{(2^{2n}-1) i!}{n(2n-i-1)!(2i-2n+1)!} B_{2n}. \quad (34)$$

By substituting (34) in (28) and (29), and due to the fact that $\varphi(0) = 0$, the first few optimal values of Ω_d can be found as follows:

$$\begin{aligned} \Omega_2 &= \frac{1}{4 \ln(2)} = 0.3607, \\ \Omega_3 &= \frac{1}{6 \ln(2)} = 0.2404, \\ \Omega_4 &= \frac{1}{24 \ln(2)} = 0.0601, \\ \Omega_5 &= \frac{1}{10 \ln(2)} = 0.1443. \end{aligned}$$

Higher degrees cannot be found through this approach as the approximation returns negative values. However, a numerical optimization can be performed for a relatively large maximum degree to obtain the complete degree distribution if required. In Appendix E, an alternative approach is also proposed to find the optimal degree distribution function in the asymptotic case, when the maximum degree goes to infinity. This approach is based on the fact that the left hand side of (27) can be realized as a pdf, thus its moments can be easily found. The degree distribution function can then be found through a system of linear equations.

D. Optimal Average Output Node Degree

As the degree distribution function is a polynomial with non-negative coefficients, all its derivatives are non-negative in $[0, 1]$. It is then clear that for a Raptor code in the low SNR regime with the optimal degree distribution function of maximum degree D , we have:

$$\Omega^{(D)'}(x) \leq \Omega^{(D)'}(1), \quad (35)$$

and due to (25), we have:

$$\Omega^{(D)'}(1) \geq \frac{1}{4 \ln(2)} \varphi^{-1}(1 - \delta_D). \quad (36)$$

Therefore, for degree distribution functions of maximum degree D , which satisfy (25) for $x \in [0, 1 - \delta_D]$, the minimum average degree, denoted by $\beta_{\min}^{(D)}$ is given by:

$$\beta_{\min}^{(D)} = \frac{1}{4 \ln(2)} \varphi^{-1}(1 - \delta_D). \quad (37)$$

IV. A MORE PRACTICAL DEGREE DISTRIBUTION DESIGN

The asymptotic degree distribution formulated in the previous section is optimal in the theoretical sense, but in practice the performances promised require an infinite number of iterations. It is well known that practical codes require a gap between curves in the EXIT chart to reduce the number of decoding iterations. In this section, we introduce the parameter ϵ to force this gap between the optimized degree distribution function and the asymptotic degree distribution function. For the decoder to proceed in iterations, ϵ should be larger than zero and the higher the value of ϵ the less number of iterations for the decoder to converge. It also has another effect on the decoders, as larger ϵ provides higher tolerance to random changes in the convergence of the decoder due to noise. We formulate the optimization problem by taking ϵ and rate efficiency η into account, then provide bounds on the average output node degree, the maximal achievable rate efficiency, and the maximum number of decoding iterations, as a function of ϵ and η .

More specifically, we formulate the degree distribution optimization problem as follows, when γ goes to zero:

$$\begin{aligned} & \text{maximize} \quad \sum_{d=1}^D d\Omega_d \quad (38) \\ & \text{s.t. (i).} \quad \sum_{d=1}^D d\Omega_d x_j^{d-1} \geq \frac{\eta(\varphi^{-1}(x_j) + \epsilon)}{4 \ln(2)}, \quad \forall j = 1, \dots, N, \\ & \text{(ii).} \quad \sum_{d=1}^D \Omega_d = 1, \\ & \text{(iii).} \quad \Omega_d \geq 0, \quad \forall d = 1, \dots, D. \end{aligned}$$

The above optimization is linear for a given η , ϵ and D . However, we consider a joint optimization problem, where instead of supplying a predetermined η , the above linear program is converted to a general non-linear optimization problem with the same objective and constraints as in (38), but optimizing jointly over $(\eta, \Omega(x))$. For this aim, an optimal η can be found by searching over a relatively large range of discretized values of η , where for each η the optimization is converted to a linear program. Note that ϵ is chosen to be very small, however it can be also set as zero. Table II shows some optimal degree distributions for different values of D and their corresponding maximum efficiencies, when $\epsilon = 0.05$. Fig. 2 shows the optimal degree distribution polynomials of a Raptor code in the low SNR regime for different values of D . As can be seen in this figure, with increasing maximum degree D , the degree polynomial gets closer to the optimal degree polynomial found in Theorem 1.

It is important to note that the above optimization problem will be equivalent to (20) for $\epsilon = 0$ and $\eta = 1$. Also, as can be seen in Table II, the fraction of low degrees when the maximum degree is large, are very close to those calculated in Section III-C. The following lemma gives a lower bound on the average output node degree as a function of μ_o , ϵ , and η .

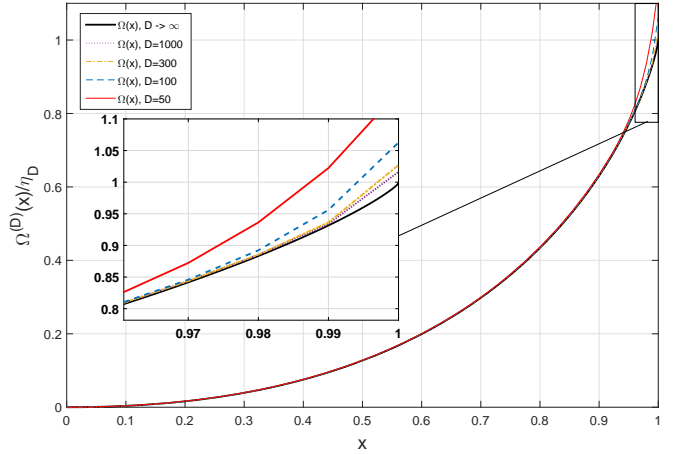


Fig. 2. Optimal degree distribution functions for low SNR Raptor codes, for different values of D when $\epsilon = 0.05$ and $\mu_o = 40$.

Lemma 3: The average output node degree for the capacity approaching Raptor code in low SNRs is lower bounded by:

$$\sum_{d=1}^D d\Omega_d \geq \frac{\eta(\mu_o + \epsilon)}{4 \ln(2)}. \quad (39)$$

The proof of this lemma is provided in Appendix F. For a sufficiently large value of μ_o , $\varphi(\mu_o)$ is very close to 1, and the lower bound (39) would be very tight. For example, when $\mu_o = 40$ and $\epsilon = 0.05$, the average output node degree is lower bounded by 14.445η , which is very close to the respective value in Table II, for different maximum degrees. Fig. 3 shows the average output node degree of Raptor codes with optimal degree distributions versus the maximum degree. As can be seen in this figure, the proposed lower bound is very close to the optimal values, especially in the lower degrees. It is important to note that for a fixed μ_o , the gap between the actual average degree and its lower bound increases with the maximum degree. The reason is that with increasing D , condition (i) in (38) can be satisfied for a larger μ_o . One could jointly optimize η , μ_o , and $\Omega(x)$, so the average degree in this case would be very close to the lower bound with the optimal μ_o for each D .

The following lemma provides an upper bound on the maximal rate efficiency of a Raptor code in the low SNR regime with parameter ϵ .

Lemma 4: The maximum achievable rate efficiency η , is upper bounded by:

$$\eta < \frac{4 \ln(2)}{4 \ln(2) + \epsilon}. \quad (40)$$

The proof of this lemma is provided in Appendix G. For $\epsilon = 0.05$, the maximum efficiency will be 0.9823, which can be achieved when D is very large, tending to infinity. In other words, for a nonzero ϵ , there is always a gap to the capacity, which can be characterized by (40) in terms of rate efficiency, η . Fig. 4 shows the maximum rate efficiency of a Raptor code versus the maximum degree. As can be seen in this figure, with increasing the maximum degree, the maximum efficiency gets closer to the upper bound provided in (40).

TABLE II
OPTIMIZED DEGREE DISTRIBUTIONS FOR DIFFERENT D AND THEIR
CORRESPONDING MAXIMUM EFFICIENCIES, WHEN $\mu_0 = 40$ AND $\epsilon = 0.05$.

D	50	100	200	300	500	1000
Ω_1	0.0155	0.0167	0.0173	0.0174	0.0175	0.0176
Ω_2	0.3140	0.3351	0.3451	0.3488	0.3517	0.3536
Ω_3	0.1764	0.2074	0.2300	0.2309	0.2335	0.2353
Ω_4	0.1508	0.1218	0.0601	0.0695	0.0667	0.0636
Ω_5	-	-	0.1075	0.0873	0.0948	0.1038
Ω_6	-	0.0067	-	0.0002	-	-
Ω_7	-	0.1380	-	0.0805	0.0664	0.0311
Ω_8	0.0599	-	0.0959	0.0004	0.0106	0.0577
Ω_9	0.0970	-	-	-	-	0.0023
Ω_{11}	-	-	-	0.0191	0.0539	-
Ω_{12}	-	-	-	0.0518	0.0087	0.0088
Ω_{13}	-	-	-	-	-	0.0463
Ω_{15}	-	-	0.0341	-	-	-
Ω_{16}	-	-	0.0307	-	-	-
Ω_{17}	-	0.0474	-	-	-	-
Ω_{18}	-	0.0356	-	-	-	-
Ω_{20}	-	-	-	-	0.0427	-
Ω_{22}	-	-	-	-	-	0.0211
Ω_{23}	-	-	-	0.0123	-	0.0133
Ω_{24}	-	-	-	0.0310	-	-
Ω_{38}	-	-	0.0291	-	-	-
Ω_{39}	-	-	0.0078	-	-	-
Ω_{41}	-	-	-	-	0.0251	0.0056
Ω_{42}	-	-	-	-	-	0.0151
Ω_{50}	0.1864	-	-	-	-	-
Ω_{59}	-	-	-	0.0220	-	-
Ω_{60}	-	-	-	0.0020	-	-
Ω_{85}	-	-	-	-	-	0.0021
Ω_{86}	-	-	-	-	-	0.0097
Ω_{100}	-	0.0913	-	-	-	-
Ω_{101}	-	-	-	-	0.0028	-
Ω_{102}	-	-	-	-	0.0109	-
Ω_{200}	-	-	0.0424	-	-	-
Ω_{211}	-	-	-	-	-	0.0026
Ω_{212}	-	-	-	-	-	0.0038
Ω_{300}	-	-	-	0.0268	-	-
Ω_{497}	-	-	-	-	0.0022	-
Ω_{498}	-	-	-	-	0.0125	-
Ω_{995}	-	-	-	-	-	0.0033
Ω_{996}	-	-	-	-	-	0.0031
β	12.4457	13.3772	13.8436	13.9957	14.1176	14.2248
η	0.8612	0.9253	0.9569	0.9668	0.9741	0.9790

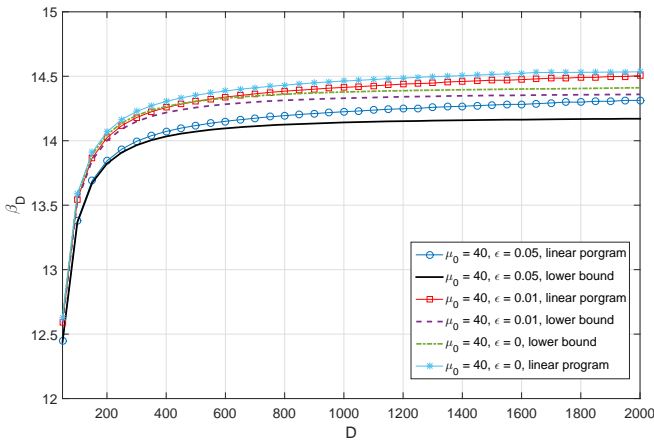


Fig. 3. The average degree of optimal degree distribution functions versus the maximum degree for different values of ϵ .

A. A Discussion on Determining ϵ

The parameter ϵ in (38) determines the average number of decoding iterations in the BP decoding algorithm. The maximum number of decoding iterations for a Raptor code with the maximum degree D , denoted by $n_D(\epsilon)$, can be upper

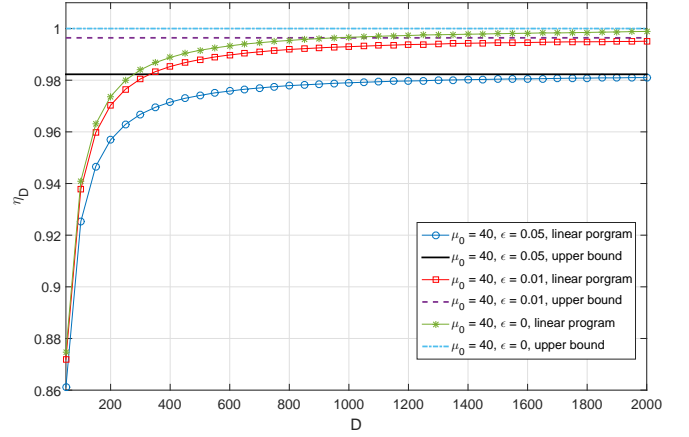


Fig. 4. The maximum rate efficiency of the optimal degree distribution functions versus the maximum degree for different values of ϵ .

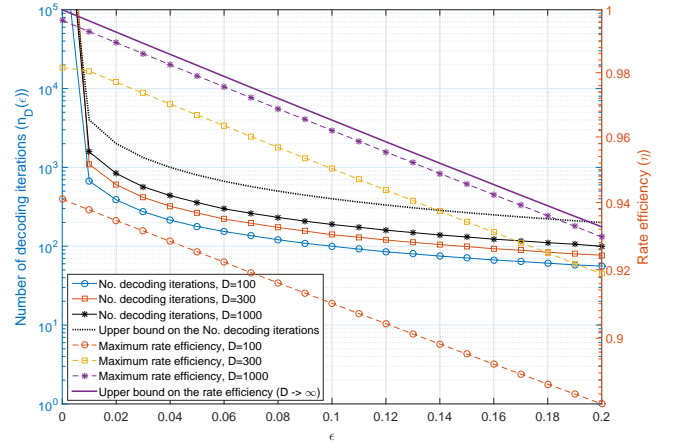


Fig. 5. The average number of decoding iterations and rate efficiency vs ϵ for a Raptor code with optimal degree distributions and different maximum degrees.

bounded by:

$$n_D(\epsilon) \leq \frac{\mu_0}{\epsilon}, \quad (41)$$

which arises from condition (i) in (38), where the minimum gap between the left hand side and the right hand side of the inequality is considered to be ϵ . As can be seen in (41), the maximum number of decoding iterations is proportional to the inverse of ϵ , which can also be seen in Fig. 5. This shows that for practical implementation of Raptor codes in the low SNR regime, a small ϵ leads to a huge decoding complexity. Moreover, ϵ can be chosen such that the rate efficiency is high enough with a reasonable decoding complexity. For example as shown in Fig. 5, when the number of decoding iterations is set to 1000, ϵ must be set to greater than 0.01. Although, $\epsilon = 0.01$ gives a higher rate efficiency in theory, as will be shown in the next section, it leads to a worse efficiency in actual simulations when the SNR is not zero.

V. SIMULATION RESULTS AND DISCUSSION

In this section, we carry out simulations on Raptor codes in the low SNR regime. Fig. 6 shows the rate efficiency, η , of a Raptor code with the optimized degree distribution function

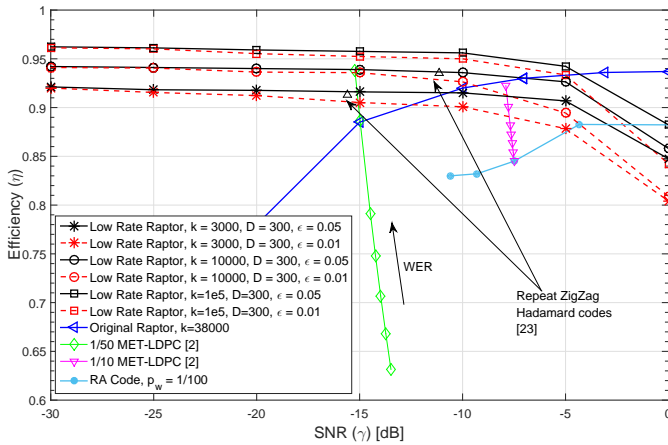


Fig. 6. Rate efficiency versus the SNR for a Raptor code with the optimized degree distribution and different message lengths, different values of D and ϵ , when $\mu_o = 40$. The code length for RA codes [19] is 64800 and the code length for MET-LDPC is 10^6 [21]. The WER for rate 1/50 and 1/10 MET-LDPC codes are respectively $\{0.54, 0.16, 0.038, 0.021, 0.014, 0.012, 0.009\}$ and $\{1.8 \times 10^{-3}, 5.7 \times 10^{-4}, 1.2 \times 10^{-4}, 3 \times 10^{-5}, 1.5 \times 10^{-5}\}$ from top to the bottom.

versus the SNR when the maximum number of iterations is 1000. As can be seen in this figure, the code achieves higher efficiencies in lower SNRs, which is due to the fact that the degree distributions were designed for the low SNR regime. Moreover, by increasing the message length, the rate efficiency improves which is due to the fact that the tree assumption and independence of the messages in the SPA decoding are more likely to be met as the message length increases. It is important to note that the efficiency at SNRs larger than -10 dB using the degree distributions obtained from Table II is not high enough which is due to the fact that these degree distributions were designed for very low SNRs. For SNR larger than -10 dB, one could solve the original linear program (9) to find the optimal degree distribution, which has been shown that can achieve efficiencies larger than 92% at those SNRs [13]. The rate efficiencies for these codes have been also shown in Fig. 6

It is also important to note that the choice of ϵ plays an important role in the efficiency of the Raptor code. More specifically, for finite length code, as can be seen in Fig. 6, when $\epsilon = 0.05$, the code achieves higher efficiencies compared to the code with $\epsilon = 0.01$. Although, for infinite length code higher efficiencies can be achieved for a lower ϵ (Fig. 5), in real applications where the message length is finite, ϵ cannot be very small, since otherwise the decoder does not converge due to the random nature of noise and the code graph.

We have also compared rate 1/10 and 1/50 MET-LDPC codes designed in [21] and several RA codes in [19] in Fig. 6. As can be seen in this figure, Raptor codes with an appropriately designed degree distribution can achieve higher efficiencies in comparison with the fixed rate codes in the entire SNR range. It is important to note that LDPC and MET-LDPC codes can be designed for different rates, but, existing techniques fail to design very high efficiency low rate codes for the low SNR regime. Moreover, the rate efficiency of fixed rate codes decreases with decreasing the word error rate, which is also clear from Fig. 6. For the sake of comparison, the rate

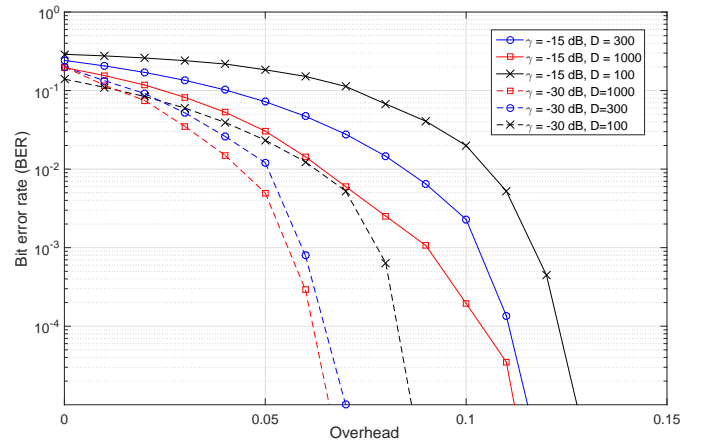


Fig. 7. Bit error rate versus the overhead for a Raptor code with different degree distributions at different SNRs, when $\mu_o = 40$.

efficiency of a few existing repeat ZigZag Hadamard codes [23] have been also plotted in Fig. 6.

Fig. 7 shows the bit error rate versus the overhead for a Raptor code at different SNRs. More specifically, let k and n denote the message length and the number of coded symbols, respectively, then the overhead is defined as $(n - k)/n$. As can be seen in this figure, with increasing the maximum degree, a lower overhead is required to achieve lower BERs. Moreover, at lower SNRs, the overhead required to achieve lower BERs decreases due to the fact that the optimized degree distribution was designed for the low SNR regime, and with decreasing the SNR, the approximations in the linear program (38) become more realistic.

VI. CONCLUSIONS

This paper provided a detailed study on Raptor codes in the low SNR regimes, where the degree distribution design was formulated and an exact expression for degree distribution function in the asymptotic case, when the maximum degree goes to infinity, was provided. Accordingly, the fraction of output nodes of small degrees were found, which are in a close agreement with the results obtained from the linear programming solution of the optimal degree distribution function. A more practical degree distribution design was also proposed, where the code efficiency and decoding complexity were taken into account when optimizing the degree distribution. An upper bound on the maximum rate efficiency of the designed Raptor code was also proposed. Simulation results show that Raptor code with the designed degree distribution functions closely approach the capacity of the AWGN channel in very low SNRs.

APPENDIX A PROOF OF LEMMA 1

The proof of this lemma follows directly from the proof of Lemma 2 and Theorem 1 in [26]. More specifically, $f_d(\mu)$ is shown to be increasing with μ for $d > 1$, and it also decreases with d for any μ and SNR. Therefore, we have:

$$f_d(\mu) \leq f_1(\mu) = 2\text{SNR}.$$

Therefore, for constraint (i) in (9), we have:

$$\alpha \sum_{d=1}^D \omega_d f_d(\mu_i) \leq \alpha \sum_{d=1}^D \omega_d f_1(\mu_i) = \alpha f_1(\mu_i) = 2\alpha \text{SNR},$$

thus, we have $\mu_i < 2\alpha \text{SNR}$. For the maximum value of μ_i , we also have $\mu_o \leq 2\alpha \text{SNR}$. Now suppose that $\text{SNR} > \mu_o/2\alpha$, then it is clear that $\omega(x) = 1$ satisfies all constraints in (9), thus the optimization is feasible. In an asymptotic case, when the maximum degree is very large, α is potentially infinite, and the optimization problem is feasible for $\text{SNR} > \lim_{\alpha \rightarrow \infty} \mu_o/2\alpha = 0$. This completes the proof.

APPENDIX B PROOF OF PROPOSITION 1

Statements (a)-(e) were previously proven in [26, 29], therefore we only provide the proof for (f). It is clear that for the inverse function we can write:

$$\int_0^{1-\delta} \varphi^{-1}(t) dt = \varphi^{-1}(1-\delta) - \int_0^{\varphi^{-1}(1-\delta)} \varphi(t) dt. \quad (42)$$

As shown in [29], $\varphi(x)$ can be represented by:

$$\varphi(x) = 1 - 4 \sum_{k=0}^{\infty} (-1)^k e^{x(k^2+k)} Q \left(\sqrt{\frac{x}{2}} (1+2k) \right), \quad (43)$$

where $Q(x) = \frac{1}{\sqrt{2\pi}} \int_x^{\infty} e^{-t^2/2} dt$, which can also be calculated using the following integral [30]:

$$Q(x) = \frac{1}{\pi} \int_0^{\pi/2} e^{-\frac{x^2}{2 \sin^2 \theta}} d\theta. \quad (44)$$

By substituting (43) and (44) in (42), and since $\varphi^{-1}(1) = \infty$, we have

$$\begin{aligned} & \lim_{\delta \rightarrow 0} \int_0^{1-\delta} \varphi^{-1}(t) dt \\ &= 4 \sum_{k=0}^{\infty} \frac{(-1)^k}{\pi} \int_0^{\pi/2} \int_0^{\infty} x \left(k^2+k - \frac{(2k+1)^2}{4 \sin^2 \theta} \right) dx d\theta \\ &= 4 \sum_{k=0}^{\infty} \frac{(-1)^k}{\pi} \int_0^{\pi/2} \left. e^{x \left(k^2+k - \frac{(2k+1)^2}{4 \sin^2 \theta} \right)} \right|_{x=0}^{\infty} d\theta \\ &\stackrel{(i)}{=} 4 \sum_{k=0}^{\infty} \frac{(-1)^k}{\pi} \int_0^{\pi/2} \frac{4 \sin^2 \theta}{4(k^2+k) \cos^2 \theta + 1} d\theta \\ &\stackrel{(ii)}{=} 4 \sum_{k=0}^{\infty} \frac{(-1)^k}{\pi} \int_0^{\infty} \frac{4u^2}{(2k+1)^2 + u^2} \frac{du}{1+u^2} \\ &= 4 \sum_{k=0}^{\infty} \frac{(-1)^k}{\pi} \int_0^{\infty} \left(\frac{\frac{(2k+1)^2}{k^2+k}}{(2k+1)^2 + u^2} + \frac{-1}{k^2+k} \frac{1}{1+u^2} \right) du \\ &= 4 \sum_{k=0}^{\infty} \frac{(-1)^k}{\pi} \left[\frac{2k+1}{k^2+k} \text{atan} \left(\frac{k^2+k}{(2k+1)^2} u \right) - \frac{\text{atan}(u)}{k^2+k} \right]_{u=0}^{\infty} \\ &\stackrel{(iii)}{=} 4 \sum_{k=0}^{\infty} \frac{(-1)^k}{k+1} \stackrel{(iv)}{=} 4 \ln(2), \end{aligned}$$

where step (i) follows from the fact that $k^2+k - \frac{(2k+1)^2}{4 \sin^2 \theta} < 0$, in step (ii) we performed variable change $u = \tan \theta$, step (iii) follows from $\text{atan}(\infty) = \pi/2$, and finally step (iv) follows

from the Maclaurin series of $\ln(1+x)$ for $x = 2$. This completes the proof.

APPENDIX C PROOF OF LEMMA 2

For the first condition, let us assume that there is a degree distribution function of maximum degree D , which satisfies the following inequality for $0 \leq x \leq 1$, i.e., $\delta = 0$:

$$\Omega'(x) \geq \frac{1}{4 \ln(2)} \varphi^{-1}(x), \quad (45)$$

then it is clear that $\Omega'(x)$ must go to infinity when $x \rightarrow 1$, as $\lim_{x \rightarrow 1} \varphi^{-1}(x) = \infty$. This contradicts the fact that the maximum degree D is finite. This proves the first condition. The second condition is directly proven from the fact that by increasing the maximum degree the optimization problem will have a larger degree of freedom.

APPENDIX D PROOF OF THEOREM 1

For the optimal degree distribution $\Omega^{(D)}(x)$ with maximum degree D , we have:

$$\Omega^{(D)'}(x) \geq \frac{1}{4 \ln(2)} \varphi^{-1}(x) dt, \quad 0 \leq x \leq 1 - \delta_D, \quad (46)$$

and accordingly

$$\Omega^{(D)}(x) \geq \frac{1}{4 \ln(2)} \int_0^x \varphi^{-1}(t) dt, \quad 0 \leq x \leq 1 - \delta_D. \quad (47)$$

We then define function $\Delta^{(D)}(x)$ as follows:

$$\Delta^{(D)}(x) = \Omega^{(D)}(x) - \frac{1}{4 \ln(2)} \int_0^x \varphi^{-1}(t) dt, \quad (48)$$

which is obviously an increasing function of x due to (46) for $0 \leq x \leq 1 - \delta_D$. Therefore, we have:

$$0 \leq \Delta^{(D)}(x) \leq \Delta^{(D)}(1 - \delta_D), \quad 0 \leq x \leq 1 - \delta_D. \quad (49)$$

According to Lemma 2, δ_D is a decreasing function of D , therefore, we have:

$$\begin{aligned} & \lim_{D \rightarrow \infty} \Delta^{(D)}(1 - \delta_D) \\ &= \lim_{D \rightarrow \infty} \Omega^{(D)}(1 - \delta_D) - \lim_{D \rightarrow \infty} \frac{1}{4 \ln(2)} \int_0^{1-\delta_D} \varphi^{-1}(t) dt = 0 \\ &\leq 1 - \frac{1}{4 \ln(2)} \int_0^{1-\delta_{\infty}} \varphi^{-1}(t) dt, \end{aligned}$$

which arises from the fact that $\Omega(x) \leq 1$ for $x \in [0, 1]$. This completes the proof.

APPENDIX E AN ALTERNATIVE APPROACH TO FIND THE OPTIMAL DEGREE DISTRIBUTION IN THE ASYMPTOTIC CASE

By using Lemma 2, it can be verified that $g(x) \triangleq \frac{1}{4 \ln(2)} \varphi^{-1}(x)$ is a probability distribution function defined in $[0, 1]$, as it is always positive and its integral over $[0, 1]$ is 1. Therefore, we can find the n^{th} moments of $g(x)$, referred to as \mathcal{G}_n , as follows:

$$\mathcal{G}_n = \int_0^1 t^n g(t) dt, \quad n = 0, 1, \dots \quad (50)$$

Also, from Theorem 1 and assuming that the optimization problem (9) is always feasible for D being sufficiently large and when γ goes to zero, we have:

$$\Omega^{(\infty)}(x) = \frac{1}{4\ln(2)} \int_0^x \varphi^{-1}(t) dt, \quad 0 \leq x \leq 1,$$

and equivalently,

$$\Omega^{(\infty)'}(x) = g(x), \quad 0 \leq x < 1. \quad (51)$$

By substituting (51) into (50), we have:

$$\mathcal{G}_n = \int_0^1 t^n \sum_{d=1}^{\infty} d\Omega_d t^{d-1} dt = \sum_{d=0}^{\infty} \frac{d}{d+n} \Omega_d, \quad (52)$$

which can be also represented as follows:

$$\frac{1 - \mathcal{G}_n}{n} = \sum_{d=0}^{\infty} \frac{1}{d+n} \Omega_d. \quad (53)$$

The above equation can be represented in matrix form as follows:

$$\begin{bmatrix} \frac{1-\mathcal{G}_1}{1} \\ \frac{1-\mathcal{G}_2}{2} \\ \frac{1-\mathcal{G}_3}{3} \\ \vdots \end{bmatrix} = \begin{bmatrix} 1 & \frac{1}{2} & \frac{1}{3} & \cdots \\ \frac{1}{2} & \frac{1}{3} & \frac{1}{4} & \cdots \\ \frac{1}{3} & \frac{1}{4} & \frac{1}{5} & \cdots \\ \cdots & \cdots & \cdots & \ddots \end{bmatrix} \begin{bmatrix} \Omega_0 \\ \Omega_1 \\ \Omega_2 \\ \vdots \end{bmatrix}$$

where the square matrix in the above equation is the Hilbert matrix, where the i^{th} entry in the j^{th} column, denoted by $h_{i,j}$, is $h_{i,j} = 1/(i+j-1)$ [31]. The entries of the inverse Hilbert matrix, denoted by H^{-1} , can be calculated as follows:

$$(H^{-1})_{i,j} = (-1)^{i+j} (i+j-1) \binom{n+i-1}{n-j} \binom{n+j-1}{n-i} \binom{i+j-2}{i-1}^2,$$

where n is the order of the Hilbert matrix [31]. Therefore, the optimal degree distribution can be calculated as follows:

$$\Omega_d = \sum_{j=1}^{\infty} (H^{-1})_{d+1,j} \frac{1 - \mathcal{G}_j}{j}. \quad (54)$$

APPENDIX F PROOF OF LEMMA 3

Condition (i) in (38) must hold for $x_0 = \varphi^{-1}(\mu_0)$ for a capacity approaching code. As $\Omega(x)$ and therefore $\Omega'(x)$ are continuous and monotonically increasing with x , we have:

$$\sum_{d=1}^D d\Omega_d \geq \sum_{d=1}^D d\Omega_d x_0^{d-1} \geq \frac{\eta(\varphi^{-1}(x_0) + \epsilon)}{4\ln(2)}$$

which directly results in (39).

APPENDIX G PROOF OF LEMMA 4

From (38), we have:

$$\frac{4\ln(2)}{\eta} \int_0^{\varphi(\mu_0)} \sum_{d=1}^D d\Omega_d x^{d-1} dx > \int_0^{\varphi(\mu_0)} (\varphi^{-1}(x) + \epsilon) dx,$$

which can be further simplified as follows:

$$\frac{4\ln(2)}{\eta} \sum_{d=1}^D \Omega_d [\varphi(\mu_0)]^d > \mu_0 - \int_0^{\mu_0} \varphi(x) dx + \epsilon \varphi(\mu_0).$$

Since $\lim_{x \rightarrow \infty} \varphi(x) = 1$ and $\sum_{d=1}^D \Omega_d = 1$, we can then rewrite the above inequality as follows:

$$\frac{4\ln(2)}{\eta} > \lim_{\mu_0 \rightarrow \infty} \left(\mu_0 - \int_0^{\mu_0} \varphi(x) dx \right) + \epsilon. \quad (55)$$

According to lemma 2, we have:

$$\lim_{\mu_0 \rightarrow \infty} \left(\mu_0 - \int_0^{\mu_0} \varphi(x) dx \right) = \int_0^1 \varphi^{-1}(t) dt = 4\ln(2),$$

therefore, (55) can be rewritten as follows:

$$\frac{4\ln(2)}{\eta} > 4\ln(2) + \epsilon,$$

which directly results in (40).

REFERENCES

- [1] D. MacKay, "Fountain codes," *IEE Proc. Commun.*, vol. 152, no. 6, pp. 1062–1068, Dec. 2005.
- [2] O. Etesami and A. Shokrollahi, "Raptor codes on binary memoryless symmetric channels," *IEEE Trans. Inf. Theory*, vol. 52, no. 5, pp. 2033–2051, May. 2006.
- [3] M. Luby, "LT codes," in *Proc. 43rd Annual IEEE Symp. Foundations Comput. Science*, Nov. 2002, pp. 271–280.
- [4] K.-K. Yen, Y.-C. Liao, C.-L. Chen, and H.-C. Chang, "Modified robust soliton distribution (MRSD) with improved ripple size for lt codes," *IEEE Commun. Lett.*, vol. 17, no. 5, pp. 976–979, May 2013.
- [5] A. Shokrollahi, "Raptor codes," *IEEE Trans. Inf. Theory*, vol. 52, no. 6, pp. 2551–2567, Jun. 2006.
- [6] N. Rahnavard, B. N. Vellambi, and F. Fekri, "Rateless codes with unequal error protection property," *IEEE Trans. Inf. Theory*, vol. 53, pp. 1521–1532, Apr. 2007.
- [7] N. Thomos, R. Pulikoonattu, and P. Frossard, "Growth codes: Intermediate performance analysis and application to video," *IEEE Trans. Commun.*, vol. 61, no. 11, pp. 4710–4721, November 2013.
- [8] Y. Cassuto and A. Shokrollahi, "Online fountain codes with low overhead," *IEEE Trans. Inf. Theory*, vol. 61, no. 6, pp. 3137–3149, June 2015.
- [9] "Universal mobile telecommunications system (UMTS); LTE; multimedia broadcast/multicast service (MBMS); protocols and codecs (3GPP TS 26.346 v. 12.6.0 release 12)," ETSI, Technical Specification, Jul. 2015.
- [10] "Digital video broadcasting (DVB); upper layer FEC for DVB systems (ETSI TR 102 993 v. 1.1.1)," ETSI, Technical Specification, Feb. 2011.
- [11] I. De Fez, F. Fraile, R. Belda, and J. C. Guerci, "Analysis and evaluation of adaptive LDPC AL-FEC codes for content download services," *IEEE Trans. Multimedia*, vol. 14, no. 3, pp. 641–650, 2012.
- [12] R. Palanki and J. Yedidia, "Rateless codes on noisy channels," in *Proc. Intl. Symp. Inform. Theory (ISIT)*, Jul. 2004, p. 37.
- [13] S.-H. Kuo, Y. L. Guan, S.-K. Lee, and M.-C. Lin, "A design of physical-layer Raptor codes for wide SNR ranges," *IEEE Commun. Lett.*, vol. 18, no. 3, pp. 491–494, Mar. 2014.
- [14] R. Barron, C. Lo, and J. Shapiro, "Global design methods for Raptor codes using binary and higher-order modulations," in *Proc. IEEE Military Comm. Conf.*, Nov. 2009, pp. 1–7.
- [15] T. Quek and H. Shin, "Bursty relay networks in low-SNR regimes," *IEEE Trans. Commun.*, vol. 58, no. 2, pp. 694–705, February 2010.
- [16] A. Avestimehr and D. Tse, "Outage capacity of the fading relay channel in the low-SNR regime," *IEEE Trans. Inf. Theory*, vol. 53, no. 4, pp. 1401–1415, April 2007.
- [17] B. Wang, J. Zhang, and L. Zheng, "Achievable rates and scaling laws of power-constrained wireless sensory relay networks," *IEEE Trans. Inf. Theory*, vol. 52, no. 9, pp. 4084–4104, Sept 2006.
- [18] M. Shirvanimoghaddam, Y. Li, M. Dohler, B. Vucetic, and S. Feng, "Probabilistic rateless multiple access for machine-to-machine communication," *IEEE Trans. Wireless Commun.*, vol. PP, no. 99, pp. 1–1, 2015.
- [19] S. J. Johnson, V. A. Chandraseetty, and A. M. Lance, "Repeat-Accumulate Codes for Reconciliation in Continuous Variable Quantum

- Key Distribution,” *ArXiv e-prints*, 2015. [Online]. Available: <http://arxiv.org/abs/1510.03510>
- [20] H. Jin and R. McEliece, “Ra codes achieve awgn channel capacity,” in *Applied Algebra, Algebraic Algorithms and Error-Correcting Codes*, ser. Lecture Notes in Computer Science, M. Fossorier, H. Imai, S. Lin, and A. Poli, Eds. Springer Berlin Heidelberg, 1999, vol. 1719, pp. 10–18.
- [21] P. Jouguet, S. Kunz-Jacques, and A. Leverrier, “Long-distance continuous-variable quantum key distribution with a Gaussian modulation,” *Phys. Rev. A*, vol. 84, p. 062317, Dec 2011.
- [22] W. Leung, G. Yue, L. Ping, and X. Wang, “Concatenated zigzag hadamard codes,” *IEEE Trans. Inf. Theory*, vol. 52, no. 4, pp. 1711–1723, Apr. 2006.
- [23] K. Li, G. Yue, X. Wang, and L. Ping, “Low-rate repeat-zigzag-hadamard codes,” *IEEE Trans. Inf. Theory*, vol. 54, no. 2, pp. 531–543, Feb. 2008.
- [24] D. Divsalar, S. Dolinar, and C. Jones, “Low-rate ldpc codes with simple protograph structure,” in *Proc. Intl. Symp. Inf. Theory*, Sep. 2005, pp. 1622–1626.
- [25] F. Kschischang, B. Frey, and H.-A. Loeliger, “Factor graphs and the sum-product algorithm,” *IEEE Trans. Inf. Theory*, vol. 47, no. 2, pp. 498–519, Feb. 2001.
- [26] Z. Cheng, J. Castura, and Y. Mao, “On the design of Raptor codes for binary-input gaussian channels,” *IEEE Trans. Commun.*, vol. 57, no. 11, pp. 3269–3277, Nov. 2009.
- [27] P. G. Todorov, “New explicit formulas for the n th derivative of composite functions,” *Pacific J. Math.*, vol. 92, no. 1, pp. 217–236, 1981. [Online]. Available: <http://projecteuclid.org/euclid.pjm/1102737515>
- [28] M. Abramowitz and I. A. Stegun, *Handbook of mathematical functions: with formulas, graphs, and mathematical tables*. Courier Corporation, 1964, no. 55.
- [29] S.-Y. Chung, T. Richardson, and R. Urbanke, “Analysis of sum-product decoding of low-density parity-check codes using a Gaussian approximation,” *IEEE Trans. Inf. Theory*, vol. 47, no. 2, pp. 657–670, Feb. 2001.
- [30] J. Craig, “A new, simple and exact result for calculating the probability of error for two-dimensional signal constellations,” in *Proc. IEEE Military Commun. Conf. (MILCOM)*, Nov. 1991, pp. 571–575 vol.2.
- [31] M.-D. Choi, “Tricks or treats with the Hilbert matrix,” *The American Mathematical Monthly*, vol. 90, no. 5, pp. 301–312, 1983.