

***D*-meson semileptonic form factors at zero momentum transfer in (2+1+1)-flavor lattice QCD**

Thomas Primer*, **Doug Toussaint**

Physics Department, University of Arizona, Tucson, AZ 85721, USA

E-mail: thomas.primer@gmail.com

Claude Bernard, Javad Komijani †

Department of Physics, Washington University, St. Louis, MO 63130, USA

Carleton DeTar

Department of Physics and Astronomy, University of Utah, Salt Lake City, UT 84112, USA

Aida El-Khadra

Department of Physics, University of Illinois, Urbana, IL 61801, USA

Elvira Gámiz

CAFPE and Departamento de Física Teórica y del del Cosmos, Universidad de Granada,

E-18071 Granada, Spain

Andreas Kronfeld ‡, **James Simone, Ruth S. Van de Water**

Fermi National Accelerator Laboratory, Batavia, IL 60510, USA

Fermilab Lattice and MILC Collaborations

We present a calculation of the $D \rightarrow K\ell\nu$ and $D \rightarrow \pi\ell\nu$ semileptonic form factors at $q^2 = 0$, which enable determinations of the CKM matrix elements $|V_{cs}|$ and $|V_{cd}|$, respectively. We use gauge-field configurations generated by the MILC collaboration with four flavors of highly-improved staggered (HISQ) quarks, analyzing several ensembles including those with physical pion masses and approximate lattice spacings ranging from 0.12 fm to 0.042 fm. We also use the HISQ action for the valence quarks. We employ twisted boundary conditions to calculate the form factors at zero momentum transfer directly. We use heavy-light-meson chiral perturbation theory modified for energetic pions and kaons, and supplemented by terms to describe the lattice-spacing dependence, to obtain preliminary results at the physical point and in the continuum limit.

The 33rd International Symposium on Lattice Field Theory

14 -18 July 2015

Kobe International Conference Center, Kobe, Japan

*Speaker.

†Present address: Institute for Advanced Study, Technische Universität München, 85748 Garching, Germany

‡Also at Institute for Advanced Study, Technische Universität München, 85748 Garching, Germany

1. Motivation

The unitarity of the Standard-Model Cabibbo-Kobayashi-Maskawa (CKM) matrix leads to the relationship between elements of the second row $|V_{cd}|^2 + |V_{cs}|^2 + |V_{cb}|^2 = 1$. The elements $|V_{cd}|$ and $|V_{cs}|$ can be obtained from leptonic D - and D_s -meson decays by combining experimental rate measurements with lattice-QCD calculations of the decay constants. The Fermilab Lattice and MILC Collaborations recently calculated f_D and f_{D_s} to high precision [1] and the CKM elements are limited by experimental uncertainties:

$$|V_{cd}| = 0.217(1)_{\text{LQCD}}(5)_{\text{expt}}(1)_{\text{EM}}, \quad |V_{cs}| = 1.010(5)_{\text{LQCD}}(18)_{\text{expt}}(6)_{\text{EM}}. \quad (1.1)$$

These elements can also be obtained via the semileptonic decays $D \rightarrow K\ell\nu$ and $D \rightarrow \pi\ell\nu$, which require lattice-QCD calculations of the form factors $f_+(q^2)$. Combining the currently most precise lattice results for $f_+(0)$ from the HPQCD Collaboration [2, 3] with the corresponding experimental averages from the Heavy Flavor Averaging Group [4] yields,

$$|V_{cd}| = 0.214(9)_{\text{LQCD}}(3)_{\text{expt}}, \quad |V_{cs}| = 0.977(14)_{\text{LQCD}}(7)_{\text{expt}}, \quad (1.2)$$

where the errors from lattice QCD are two to three times larger than from experiment. Our goal is to bring the lattice-QCD errors on the zero-momentum-transfer form factors $f_+(0)$ to a level at or below the experimental uncertainties in $f_+(0) \times |V_{cd(s)}|$, so that lattice QCD is no longer the limiting source of uncertainty in determining $|V_{cs}|$ and $|V_{cd}|$ via semileptonic decays. Such precision may shed light on the slight tension with second-row unitarity seen in leptonic decays [5].

2. Method

The vector form factor $f_+(0)$ can be determined via the hadronic matrix elements for the flavor changing vector current, $V^\mu = \bar{q}\gamma^\mu c$. Because the local lattice vector current is not conserved, this approach requires the calculation of a renormalization factor to extract the physical form factor. Instead we follow the approach introduced by HPQCD in Ref. [6], in which the Ward Identity is used to obtain $f_0(q^2)$ from the matrix element of the scalar current, $S = \bar{q}c$, with absolute normalization:

$$\langle K(\pi)|S|D \rangle = \frac{M_D^2 - M_{K(\pi)}^2}{m_c - m_{s(d)}} f_0^{D \rightarrow K(\pi)}(q^2), \quad (2.1)$$

We then exploit the kinematic constraint $f_+(0) = f_0(0)$ to arrive at an absolutely normalized value for $f_+(0)$.

This calculation uses the MILC (2+1+1)-flavor HISQ ensembles [7] listed in Fig. 1. The light, strange, and charm valence quarks are also simulated with the HISQ action [8, 9]. The ensemble set includes three physical quark mass ensembles and lattice spacings down to 0.042 fm. Each ensemble has $N_{\text{cfg}} \times n_{\text{tsrc}}$ of at least 3000 and an $M_\pi L > 3.5$.

We perform this calculation directly at $q^2 = 0$ by using twisted boundary conditions to tune the momenta of the child particles. A twist of θ_2 (see Fig. 1) in each spatial direction gives a momentum $\vec{p} = \theta_2 \pi(1, 1, 1)/L$ to the $K(\pi)$. Due to the large mass difference between the D meson and daughter meson, we need large momenta with θ_2 in the range 2 to 5. The calculation requires

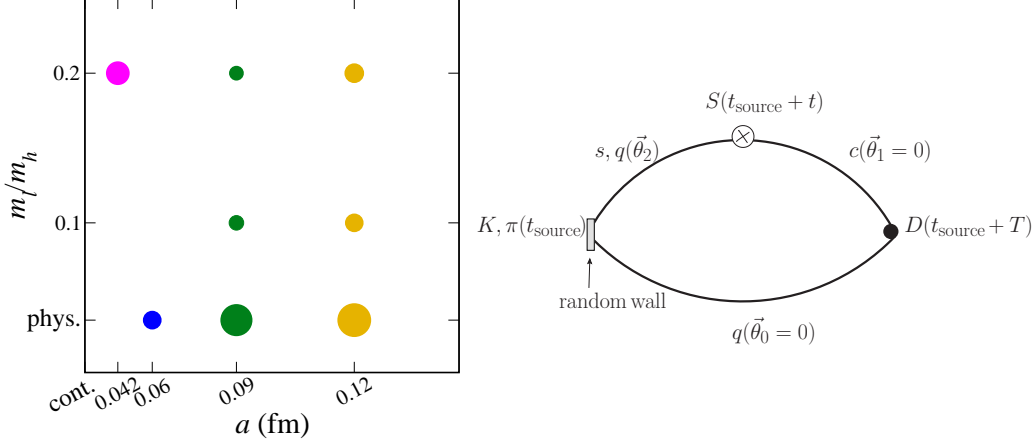


Figure 1: (left) Ensembles used in this calculation, where the symbol area is proportional to the number of configurations times the number of sources. (right) Structure of three-point correlators. We employ a random wall source at t_{source} and an extended source created from the spectator quark at $t_{\text{source}} + T$. The θ_i denote the twist on each propagator, which is non-zero only for θ_2 on the recoil propagator. The scalar current S is inserted at $t_{\text{source}} + t$.

three-point $D \rightarrow K$ and $D \rightarrow \pi$ correlators with the structure shown in Fig. 1. It also requires two-point D , K and π correlators, with versions for both twisted and zero momentum kaons and pions.

3. Correlator analysis

We fit the two-point correlators using exponential forms with N_{exp} odd and N_{exp} even parity states, increasing N_{exp} until the fit becomes stable. Fit windows are chosen with t_{min} as small as possible while still giving both a good p -value and a consistent fit result. For the non-zero momentum correlators the statistical errors grow quickly and we set t_{max} to the last time slice where the relative error on the correlation function is less than 30%. Bayesian priors are employed to constrain excited-state contributions. Fig. 2 displays some plots showing the stability of the fit results for the non-zero-momentum pion with respect to variations in the number of exponentials and the choice of t_{min} . These results are similar to those on other ensembles and in the kaon cases. These plots show that the fits are generally stable for $N_{\text{exp}} \geq 3$ or 4 in the range of t_{min} values we are interested in. The fit values are also consistent for all t_{min} values in a reasonable range.

The momentum transfer from the D meson to the kaon (pion) in the D -meson rest frame is

$$q^2 = M_{K(\pi)}^2 + M_D^2 - 2M_D E_{K(\pi)}, \quad (3.1)$$

and the required momenta to achieve the value of $E_{K(\pi)}$ that results in $q^2 = 0$ is determined via the dispersion relation. On the lattice the dispersion relation is not exact, with violations expected to scale as $\alpha_s(pa)^2$. Figure 3 shows the dispersion relation violations for the kaon and pion energies in our study. The observed violations are within expectations; however, the statistical errors in the fitted energies seem to be the more significant cause of the deviations from the dispersion relation.

In order to fit our three-point correlators we carry out both simultaneous fits of the two-point and three-point functions and sequential fits in which the results of the two-point fits are fed into the three-point fits as priors. The two methods yield consistent results, but the sequential fits give

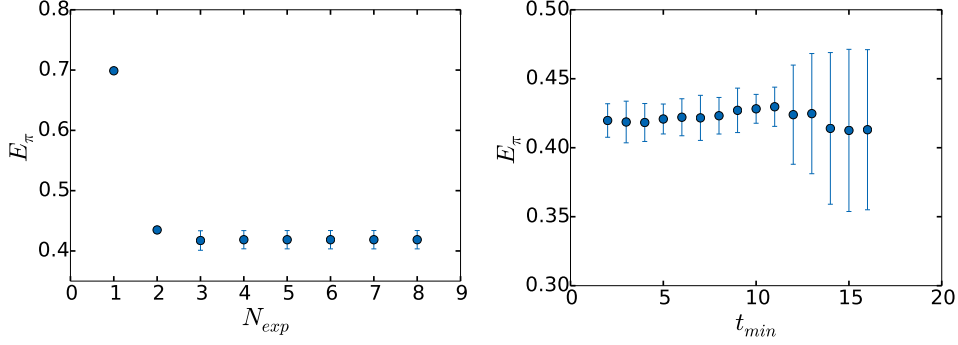


Figure 2: Pion energy values from the 0.09 fm physical quark mass ensemble as a function of the number of states N_{exp} with t_{min} fixed at 4 (left) and as a function of t_{min} with N_{exp} fixed at 4 (right). p -value is ≈ 1 for every fit shown except $N_{\text{exp}} = 1$. For the central fit we chose $N_{\text{exp}} = 4$ and $t_{\text{min}} = 4$.

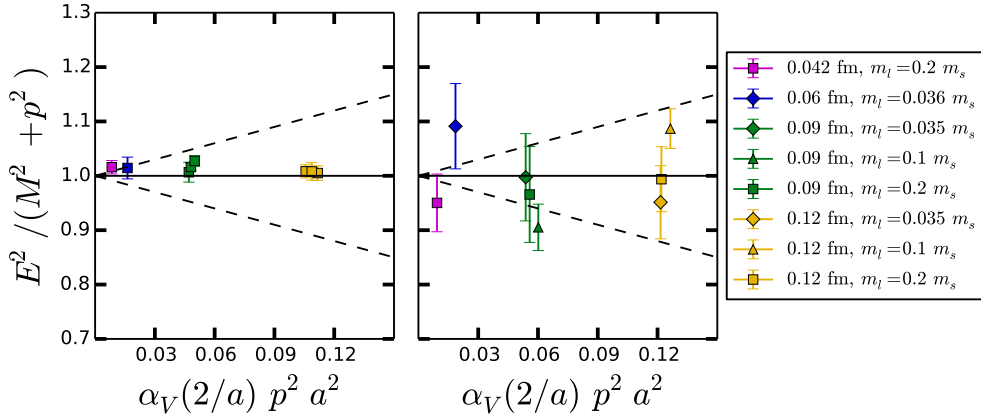


Figure 3: Dispersion relation violations for the kaon (left) and pion (right) on each ensemble as a function of $\alpha_V(pa)^2$. The dashed lines show $1 \pm \alpha_V(pa)^2$ as guidelines for the expected scaling of the violations.

slightly better stability. Fit windows for the three-point correlators are chosen with $t_{\text{min}}^{3pt} = t_{\text{min}}^{K(\pi)}$ and $t_{\text{max}}^{3pt} = T - t_{\text{min}}^D$. Only three out of five available T choices are included in each fit, because including more than three does not improve the errors or stability but sometimes causes the fit to not converge. The $D \rightarrow K$ three-point fits have only slightly smaller statistical errors than the $D \rightarrow \pi$ fits, while the kaon non-zero momentum two-point fits have significantly smaller statistical errors than the pion ones. Fig. 4 shows plots of the form factor fit stability for $D \rightarrow \pi$, with the $D \rightarrow K$ fits being very similar.

4. Chiral-continuum extrapolation

We extrapolate the form factors to the physical light-quark mass and continuum using heavy-light-meson chiral perturbation theory (HM χ PT). We employ the continuum next-to-leading-order chiral logarithms from Ref. [10] modified for energetic (“hard”) pions and kaons in Ref. [11], and include analytic terms in the light- and strange-quark masses, kaon(pion) energies, and lattice spacing. Our central fit function has the simple form

$$f_0(q^2) = c_0(1 + df_{\text{logs}}) + c_1\chi_\ell + c_2\chi_{a^2}, \quad (4.1)$$

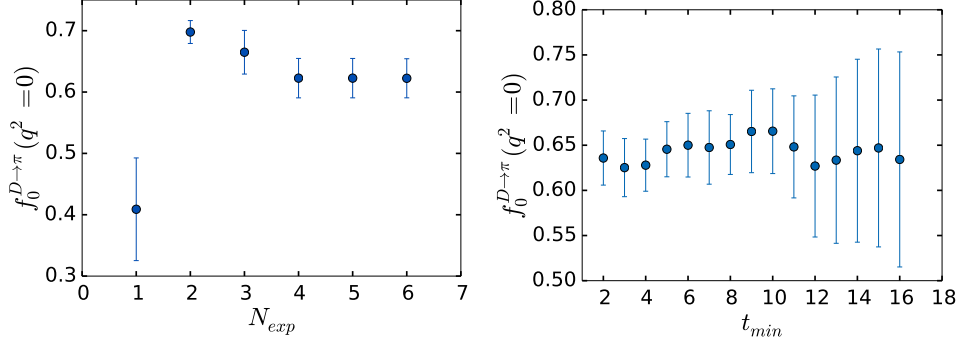


Figure 4: $D \rightarrow \pi$ form factor fit values from the 0.09 fm physical quark mass ensemble as a function of the number of states N_{exp} with t_{min} fixed at 4 (left) and as a function of t_{min} with N_{exp} fixed at 4 (right). p -value is ≈ 1 for every fit shown except $N_{\text{exp}} < 4$. For the central fit we chose $N_{\text{exp}} = 4$ and $t_{\text{min}} = 4$.

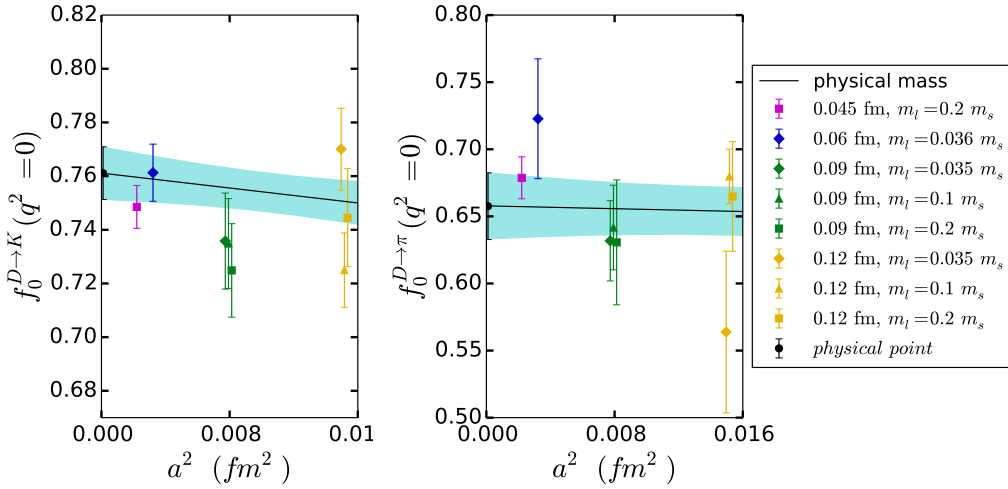


Figure 5: Chiral/continuum fits of $f_0^{D \rightarrow K}(0)$ (left) and $f_0^{D \rightarrow \pi}(0)$ (right) as a function of m_l/m_s .

where $df_{\log s}$ are the chiral logarithms, χ_ℓ and χ_{a^2} are analytic terms proportional to the light-quark mass and squared lattice spacing, and the coefficients c_i are fit parameters. We construct dimensionless parameters χ_i such that the coefficients are expected to be of order one, and use priors $c_i = 0 \pm 2$. The chiral logarithms depend upon the $D^*-D-\pi$ coupling, which we constrain with a prior $g_\pi = 0.52 \pm 0.07$ to cover the spread of recent determinations [12, 13, 14]. The chiral-continuum extrapolations of the $D \rightarrow K$ and $D \rightarrow \pi$ form factors from our central fit function are shown in Fig. 5

We do not include analytic terms in the strange-quark mass, kaon (pion) energy, or sea-quark mass in our central fit because the first two are approximately constant across all of our ensembles, and the sea quark mass is either the same as the valence quark mass or differs by only a small mistuning. Therefore, we cannot resolve these dependencies, but expect the corresponding errors to be small since our parameters are chosen very close to their physical values. As illustrated in Fig. 6 we do consider these and other chiral-continuum fit variations in our systematic error analysis and find the fits stable under the inclusion of such terms.

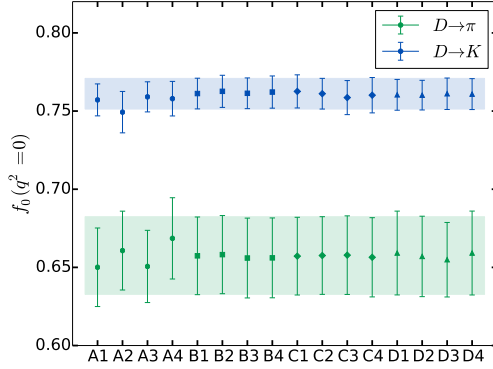


Figure 6: Stability under fit variations. “A” points are different fit window approaches in the correlator fits. “B” points include analytic NLO terms in the strange quark mass, sea quark masses and kaon (pion) energy. “C” points add NNLO terms in combinations of the light quark mass and the square of the lattice spacing. “D” points are from different ways of parameterizing the lattice spacing dependence.

5. Conclusions

Based on the fit stability shown in Fig. 6, we construct a preliminary error budget as shown in Table 1. The chiral fit error includes statistical errors as well as those from discretization effects and truncation of the chiral expansion. In order to estimate the size of sea-quark mistuning effects, we repeat the chiral fit with the valence-quark masses changed to the sea-quark masses, and take the difference between the two results as the error denoted “ $m_s^{\text{val}} \neq m_s^{\text{sea}}$ ”. To estimate the error from the lattice-spacing uncertainty, we repeated the chiral fit twice for each lattice spacing, with the value of the lattice spacing replaced by first $a + \sigma$ and then $a - \sigma$ from the mass-independent scale setting [1]. We take the largest observed difference as the scale error. The listed finite-volume error is taken from our recent $K \rightarrow \pi$ calculation on the MILC HISQ configurations [15], which included extra ensembles at different volumes. We intend to estimate this error directly by performing calculations on additional volumes.

In these proceedings we summarize our progress on calculating the $D \rightarrow K$ and $D \rightarrow \pi$ semileptonic form factors directly at $q^2 = 0$. To complete our analysis, we are including an additional 0.06 fm ensemble to help resolve the lattice-spacing dependence. In addition, we plan to analyze ensembles with different spatial volumes to assess directly the size of finite-volume effects. We will also employ χ PT expressions that incorporate taste-breaking discretization effects from staggered quarks and otherwise refine our error analysis. Upon completion of this project, we anticipate total errors of approximately 2% and 5% for $D \rightarrow K$ and $D \rightarrow \pi$, respectively. In the future, we plan to undertake a calculation of $f_0(q^2)$ and $f_+(q^2)$ at a variety of q^2 values to obtain both the normalization and shape of the form factors.

Acknowledgments

Computations for this work were carried out with resources provided by the USQCD Collaboration, the ALCF, and NERSC, which are funded by the U.S. Department of Energy (DOE); and with resources provided by NCAR, NCSA, NICS, TACC, and Blue Waters which are funded

Source of uncertainty	% Error	
	$f_+^{D \rightarrow \pi}(0)$	$f_+^{D \rightarrow K}(0)$
Statistics \oplus χ PT \oplus a^2 \oplus $g\pi$	4.5	1.5
$m_s^{val} \neq m_s^{sea}$	0.04	0.15
Finite volume	(0.2)	(0.2)
Scale a	0.02	0.3
Total	4.5	1.6

Table 1: Preliminary error budgets for $f_+(0)$ for $D \rightarrow K$ and $D \rightarrow \pi$. The first error includes statistical errors from the simulation and systematics associated with the chiral-continuum fit. The finite-volume error is taken from our calculation of the $K \rightarrow \pi$ form factor on the same ensembles [15].

through the U.S. National Science Foundation (NSF). Fermilab is operated by Fermi Research Alliance, LLC, under Contract No. DE-AC02-07CH11359 with the U.S. Department of Energy. Authors of this work were also supported in part through individual grants by the DOE and NSF (U.S); by MICINN, the Ramón y Cajal program, and the Junta de Andalucía (Spain); by the European Commission; and by the German Excellence Initiative.

References

- [1] A. Bazavov *et al.* [Fermilab Lattice and MILC], Phys. Rev. D **90**, 074509 (2014), [arXiv:1407.3772 [hep-lat]].
- [2] H. Na *et al.* [HPQCD], Phys. Rev. D **84**, 114505 (2011), [arXiv:1109.1501 [hep-lat]].
- [3] J. Koponen *et al.* [HPQCD], arXiv:1305.1462 [hep-lat].
- [4] Y. Amhis *et al.* [Heavy Flavor Averaging Group], arXiv:1412.7515 [hep-ex].
- [5] J. L. Rosner, S. Stone and R. S. Van de Water, arXiv:1509.02220 [hep-ph].
- [6] H. Na *et al.* [HPQCD], Phys. Rev. D **82**, 114506 (2010) [arXiv:1008.4562 [hep-lat]].
- [7] A. Bazavov *et al.* [MILC], Phys. Rev. D **82**, 074501 (2010) [arXiv:1004.0342]; Phys. Rev. D **87**, 054505 (2013) [arXiv:1212.4768].
- [8] E. Follana *et al.* [HPQCD], Phys. Rev. D **75**, 054502 (2007) [hep-lat/0610092].
- [9] A. Bazavov *et al.* [MILC], PoS LATTICE2008, 033 (2008) [arXiv:0903.0874]; PoS LAT2009 123 (2009) [arXiv:0911.0869]; PoS(Lattice 2010), 320 (2010) [arXiv:1012.1265].
- [10] D. Becirevic, S. Prelovsek and J. Zupan, Phys. Rev. D **68**, 074003 (2003) [hep-lat/0305001].
- [11] J. Bijnens and I. Jemos, Nucl. Phys. B **840**, 54 (2010); (erratum) Nucl. Phys. B **844**, 182 (2011) [arXiv:1006.1197 [hep-ph]].
- [12] D. Becirevic and F. Sanfilippo, Phys. Lett. B **721**, 94 (2013) [arXiv:1210.5410 [hep-lat]].
- [13] K. U. Can, G. Erkol, M. Oka, A. Ozpineci and T. T. Takahashi, Phys. Lett. B **719**, 103 (2013) [arXiv:1210.0869 [hep-lat]].
- [14] J. P. Lees *et al.* [BaBar], Phys. Rev. D **88**, 052003 (2013); (erratum) Phys. Rev. D **88** 079902 (2013) [arXiv:1304.5009 [hep-ex]].
- [15] A. Bazavov *et al.* [Fermilab Lattice and MILC], Phys. Rev. Lett. **112**, 112001 (2014) [arXiv:1312.1228 [hep-ph]].