

Minimum Cut of Directed Planar Graphs in $O(n \log \log n)$ Time *

Shay Mozes
IDC Herzliya
smozes@idc.ac.il

Cyril Nikolaev
University of Haifa
cyril.nikolaev@gmail.com

Yahav Nussbaum
University of Haifa
yahavnu@gmail.com

Oren Weimann
University of Haifa
oren@cs.haifa.ac.il

Abstract

We give an $O(n \log \log n)$ time algorithm for computing the minimum cut (or equivalently, the shortest cycle) of a weighted directed planar graph. This improves the previous fastest $O(n \log^3 n)$ solution. Interestingly, while in undirected planar graphs both min cut and min *st*-cut have $O(n \log \log n)$ solutions, in directed planar graphs our result makes min cut faster than min *st*-cut, which currently requires $O(n \log n)$.

arXiv:1512.02068v2 [cs.DS] 12 Nov 2016

*The research was supported in part by Israel Science Foundation grant 794/13.

1 Introduction

A *cut* is a partition of the vertex set of a graph into two non-empty sets X and Y . The *capacity* of a cut is the total capacity of the edges from X to Y . The *minimum cut* problem asks to find a cut with minimum capacity. The *minimum st -cut* problem asks, in addition, that vertex s belongs to X and vertex t to Y . In undirected planar graphs, both problems can be solved in $O(n \log \log n)$ -time [14, 20], where n is the number of vertices of the graph. In directed planar graphs, however, the fastest algorithms currently known run in $O(n \log^3 n)$ for min cut [26], and in $O(n \log n)$ for min st -cut [1]. In this work we show how to find a min cut in a directed planar graph in $O(n \log \log n)$ time. Therefore, we can currently solve min cut faster than min st -cut in directed planar graphs.

There is a well known duality between cuts in a planar graph and cycles in the *dual planar graph*. A minimum cut in a planar graph is a *shortest cycle* in the dual planar graph. It follows that any algorithm for finding the minimum cut in a planar graph can also find the shortest cycle in a planar graph, and vice versa.

Undirected planar graphs. For an *undirected* planar graph G , Chalermsook, Fakcharoenphol and Nanongkai [3] gave a simple algorithm that finds the minimum cut by recursively separating the dual graph G^* with *shortest path separators*. At each recursive step, the CFN algorithm applies a min st -cut algorithm¹ in $O(n \log n)$ time. This gives an $O(n \log^2 n)$ -time algorithm for undirected min cut. Improvements to this running time are based on using faster min st -cut algorithms in the CFN algorithm. One such algorithm is that of Reif [23], which is a divide and conquer algorithm over a shortest s -to- t path. We refer to this algorithm as the *shortest-path* based algorithm. Italiano et al. [14] showed how to use a technique by Fakcharoenphol and Rao [10] to implement the shortest-path based algorithm in $O(n \log \log n)$ time. Plugging this into the CFN algorithm yields an $O(n \log n \log \log n)$ time algorithm for undirected min cut [14].

A second min st -cut algorithm in undirected planar graphs is that of Kaplan and Nussbaum [16]. This algorithm is based on a divide and conquer algorithm on an s -to- t path that is not necessarily a shortest path, but is small in terms of the number of its vertices. We refer to this algorithm as the *small-path* based algorithm. In the paper mentioned above, Italiano et al. [14] used the fact that the small-path based algorithm runs in sublinear time when the small path has a sublinear number of vertices, in order to design a min st -cut *oracle* with sublinear query time and $O(n \log \log n)$ preprocessing time. Łącki and Sankowski [20] showed how to efficiently represent and maintain the shortest path separators and the information required by the small-path based min st -cut oracle of Italiano et al. along the execution of the CFN algorithm. This allowed them to implement each of the $O(\log n)$ recursive levels of the CFN algorithm in sublinear time. The overall running time is $O(n \log \log n)$, which is the current state of the art for min cut in undirected planar graphs. Note that, in undirected planar graphs, both min cut and min st -cut currently take $O(n \log \log n)$ time.

Directed planar graphs. The min cut in directed planar graphs, as noted in [25], can be found in $O(n^{3/2})$ time with a simple use of planar separators. Wulff-Nilsen [26] used the afore-mentioned technique of Fakcharoenphol and Rao, to bring the running time down to $O(n \log^3 n)$, which is the fastest algorithm to this problem prior to the current work. For min st -cut in directed planar graphs, the fastest known algorithm is the $O(n \log n)$ -time max st -flow algorithm of Borradaile and Klein [1]. Note that in the directed case there is a gap between the $O(n \log n)$ -time algorithm for min st -cut [1] problem, and the min cut problem which, until the present work, required $O(n \log^3 n)$ time.

¹Actually, CFN [3] use a max st -flow algorithm. They cite [24], but that algorithm is flawed, as was pointed out by Borradaile and Klein [1], who also gave a correct algorithm.

Our results and techniques. In this paper, we present an $O(n \log \log n)$ time algorithm for finding the minimum cut (and hence also the shortest cycle) in a weighted directed planar graph. We believe this is a significant advance on a fundamental optimization problem.

First, we make a simple observation, that was somehow overlooked, showing that the structural lemma underlying the $O(n \log^2 n)$ -time CFN algorithm [3] (for min cut in undirected planar graphs) can actually be proven for the directed case as well. It is then easy to modify the CFN algorithm to work for directed planar graphs in the same complexity; In undirected graphs, a minimum cut separating s and t is a minimum st -cut. In directed graphs it may be a ts -cut. We therefore compute both a min st -cut and a min ts -cut at each step of the recursion of the CFN algorithm. The running time of the algorithm remains $O(n \log^2 n)$.

Recall that improving upon the CFN algorithm in the undirected case required faster min st -cut algorithms. However, both the shortest-path based algorithm, and the small-path based algorithm, rely heavily on the graph being undirected. Consequently, it seems that getting faster algorithms for directed min st -cut is very difficult, and that, therefore, any progress on the minimum cut problem in directed planar graphs is unlikely. Surprisingly, we show this is not the case. We make another simple observation which bypasses this difficulty. We show that, while the shortest-path based min st -cut algorithm does not work in the directed setting, it does work in the directed setting when the min st -cut happens to be the global minimum cut! Though simple, this surprising observation is a main conceptual contribution of our work. This observation alone immediately implies that Italiano et al's $O(n \log \log n)$ implementation of the shortest-path based min st -cut algorithm [14] can be used in the CFN algorithm to find the min cut in directed planar graphs in $O(n \log n \log \log n)$ time.

Getting the running time down to $O(n \log \log n)$ turns out to be much more difficult. The small-path based algorithm, on which Łącki and Sankowski's algorithm is based, heavily relies on the graph being undirected, and we do not know how to use it in the directed setting, even for finding the global min cut. Instead, we develop an implementation of the CFN algorithm that uses the shortest-path based algorithm, rather than the small-path one. In this implementation, each recursive step takes sublinear *amortized* time rather than worst case time as in Łącki and Sankowski's. We believe this yields a somewhat simpler algorithm, even for undirected min cut, since the small-path based min st -cut oracle is quite complicated.

The most technically involved part of our contribution is in overcoming the difficulties that arise when combining the efficient implementation of the shortest-path based algorithm a la Italiano et al. with the implicit representation of Łącki and Sankowski. The result is the first directed variant of Reif's algorithm and the first to handle non-simple directed cycles. An interesting component in our solution is the use of auxiliary non-planar (but bounded genus) graphs. This allows us to guarantee that certain subpaths that are represented implicitly possess structural properties that are required for the correctness of our algorithm. It is often the case that algorithms for planar graphs are used in algorithms for bounded genus graphs. Here an algorithm for bounded genus graphs is used for solving a problem on planar graphs. We find this use very interesting. An overview of the difficulties and their resolution can be found in Section 3.1.

Beyond making significant progress on a fundamental optimization problem using an interesting and technically challenging solution, our result puts the landscape of planar minimum cut problems in an interesting situation. Whereas undirected minimum cut, undirected minimum st -cut and directed minimum cut can all be solved in $O(n \log \log n)$, we only know how to compute directed minimum st -cut in $O(n \log n)$ time. This may hint that the algorithms for min st -cut and max st -flow in directed planar graphs can also be improved.

Bounded genus graphs. For bounded genus graphs, some of the algorithms above [5, 7, 25, 26] work with a minor modification. In particular, it is possible to show that, on a weighted directed

graph with genus g , the algorithm of Djidjev [5] finds the shortest cycle in $O(g^{1/2}n^{3/2})$ time, and the algorithm of Wulff-Nilsen [26] in $O(gn \log^2 n + n \log^3 n)$ time. We show how to use ideas from our planar algorithm to find a shortest cycle in a graph of genus g in $O(g^2 n \log n)$ time with high probability or $O(gn \log^2 n)$ time in the worst case.

2 Preliminaries

In this section we provide necessary background and definitions. Most of the material covered is not new. However, this section does contain a number of novel insights and observations that are original contributions of this work. These are clearly indicated where appropriate.

Basic concepts. We assume basic familiarity with planar graphs, such as familiarity with the definition of the planar dual and the duality of cuts and cycles. Let G be a simple directed planar graph with n vertices and non-negative arc weights. A directed path P is a sequence of arcs $P = v_0v_1, v_1v_2, \dots, v_{k-1}v_k$. It is a directed cycle if, in addition, $v_0 = v_k$. An *undirected* path (cycle) is a sequence of edges such that reorienting some of the edges yields a directed path (cycle). Unless otherwise stated, all paths and cycles are directed. We write $u <_P v$ to denote that vertex u appears before vertex v in the path P . We denote by $P[u, v]$ the subpath of P starting at vertex u and ending at vertex v , and by $P(u, v)$, the subpath $P[u, v]$ without its first and last edges. Also, $P[\cdot, a]$ ($P[a, \cdot]$) denotes the prefix (suffix) of P ending (starting) at a . We denote by $rev(uv)$ the arc vu , and by $rev(P)$ the path whose arcs are the reverse of the arcs of P in reverse order. We denote the number of arcs on path P by $|P|$. The length of P is the sum of lengths of P 's arcs.

We say that a path P *crosses* another path Q if there is a path R that is a common subpath of P and Q such that (i) the first (last) vertex of R is not the first (last) vertex of P or Q , and (ii) the edge of P that precedes the subpath R enters Q from one side and the edge of P that follows R leaves Q from the other side. See Figure 1. The absolute value of the number of times P crosses Q from right to left minus the number of times P crosses Q from left to right is called the *crossing number* of P and Q . Its parity is called the *crossing parity*. The crossing number (parity) of a primal path P and a dual path Q is defined as the (parity of the) number of arcs of P whose duals belong to Q minus the number of reverses of arcs of P whose duals belong to Q .

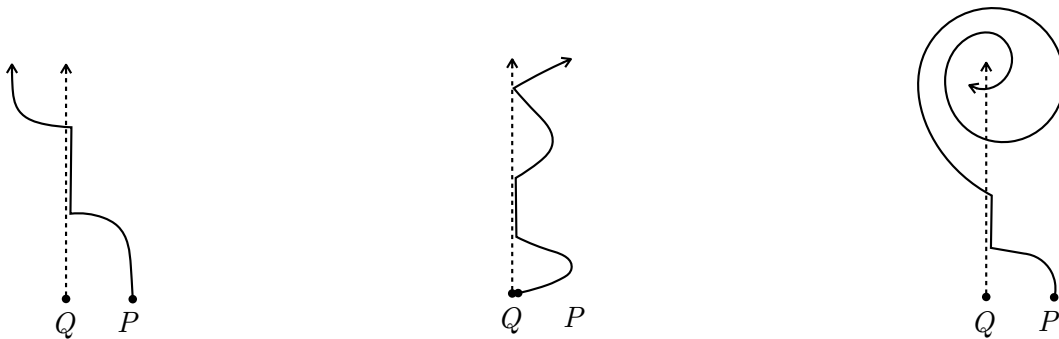


Figure 1: On the left, the path P (*solid*) crosses the path Q (*dashed*). On the middle, P does not cross Q . On the right, P crosses Q three times (all from right to left) so their crossing parity is odd.

We say that a (possibly non-simple) cycle C *encloses* a face f if a path starting at a virtual vertex embedded in the infinite face and ending at a virtual vertex embedded in f crosses C an odd number of times. A vertex or an edge x incident to a face f are enclosed by C if f is enclosed by C . If x is enclosed by C but $x \notin C$ then x is said to be *strictly enclosed* by C . The subgraph enclosed

by a cycle C is called the *interior* of C and the subgraph not enclosed by C is called the *exterior* of C (C itself belongs to both the interior and the exterior).

Unique shortest paths. We assume throughout the paper that shortest paths in the graph are unique. This assumption simplifies the presentations, but is also used in proving the correctness of our algorithm. In general graphs, this assumption can be achieved with high probability by applying the Isolation Lemma [21, 22]. Indeed, prior algorithms for embedded graphs that require this assumption usually use the isolation lemma, which results in a randomized algorithm with high probability of success. However, recently, Erickson and Fox [11] have shown a simple way to enforce this assumption deterministically in graphs embedded on a genus g surface with $O(g)$ overhead (i.e., with no overhead for planar graphs).

Multiple-source shortest paths (MSSP). Klein [17] described an algorithm that, given a directed planar graph G with arc lengths, a face f_∞ of G , and a shortest path tree T rooted at some vertex of f_∞ computes, in $O(n \log n)$ time, a data structure representing all shortest path trees rooted at each vertex of f_∞ . The data structure can be queried in $O(\log n)$ time for the distance between any vertex $u \in f_\infty$ and any other vertex $v \in V(G)$. The data structure can also be queried for the arcs of the shortest u -to- v path (instead of just the distance), in $O(\log \log \Delta)$ amortized time per reported arc. Here Δ is the maximum degree of a vertex in G . We refer to this algorithm and data structure as MSSP (multiple-source shortest paths). Cabello, Chambers and Erickson [2] described an MSSP algorithm for genus- g graphs. The algorithm assumes unique shortest paths and runs in $O(gn \log n)$ time with high probability (using the isolation lemma), or in deterministic $O(g^2n \log n)$ time (using the new technique of Erickson and Fox [11]).

r -divisions, Dense distance graphs, and FR-Dijkstra. An r -division [12] of G , for some $r < n$, is a decomposition of G into $O(n/r)$ pieces, where each piece has at most r vertices and $O(\sqrt{r})$ boundary vertices (vertices shared with other pieces). There is an $O(n)$ time algorithm that computes an r -division of a planar graph with the additional property that the boundary vertices in each piece lie on a constant number of faces of the piece (called *holes*) [10, 18]. The *dense distance graph* (DDG) of a piece R is the complete graph over the boundary vertices of R . The length of edge uv in the DDG of R equals to the u -to- v distance inside R . Note that the DDG of R is non-planar. The DDG of an r -division is the union of DDGs of all pieces of the r -division. Thus, the total number of vertices in the DDG is sublinear $O(\frac{n}{r} \cdot \sqrt{r}) = O(\frac{n}{\sqrt{r}})$, and the total number of edges is linear $O(\frac{n}{r} \cdot r) = O(n)$. The DDG can be computed in $O(n \log r)$ time using the MSSP algorithm [17]. Fakcharoenphol and Rao [10] described an implementation of Dijkstra’s algorithm, nicknamed *FR-Dijkstra* on the DDG of an r -division. Computing shortest paths in the DDG using FR-Dijkstra takes $O(\frac{n}{\sqrt{r}} \log^2(\frac{n}{\sqrt{r}}))$ time which is proportional (up to polylog factors) to the number of vertices of the DDG, and sublinear in n , the number of vertices of G .

A directed version of the CFN algorithm. The algorithm of Chalermsook et al. [3] computes a minimum cut in an undirected planar graph. We describe their algorithm for the directed case.² For this we need the following lemma, which implies that we may assume that the shortest cycle in the graph crosses any shortest path at most once.³

Lemma 1. *Let P be a shortest u -to- v path for a pair of vertices u, v . There is a globally shortest cycle \mathcal{C} such that either \mathcal{C} and P are completely disjoint or they share a single subpath.*

Let o be an arbitrary vertex in G . A *shortest path separator* [19] is an undirected cycle S consisting of an edge uv , a shortest (directed) o -to- u path P , and a shortest (directed) o -to- v path

²The observation that the CFN algorithm can be made to work in the directed case is novel.

³A similar lemma appeared without proof in [3], but that paper did not consider directed graphs.

P' , such that both the interior and exterior of the cycle consist of at most $2/3$ of the total number of the faces of G . Such a separator can be found in $O(n)$ time [3,19].

Given a shortest path separator S , the shortest cycle in G is either in the interior of S , in the exterior of S , or crosses S . The former two options are handled recursively. We describe how to find the shortest cycle \mathcal{C} that crosses S . Since \mathcal{C} crosses S , it does so at least twice. By Lemma 1, we may assume that \mathcal{C} crosses P exactly once, and so the vertex o and the edge uv are in two different sides of \mathcal{C} . Let s^* be the face adjacent to the first edge of P external to S , and let t^* be the face adjacent to uv internal to S . The cycle \mathcal{C} is the shortest cycle that separates s^* and t^* . See Figure 2. In the *dual planar graph*, \mathcal{C} is either a minimum st -cut or a minimum ts -cut, where s and t are the vertices dual to the faces s^* and t^* , respectively. Therefore, \mathcal{C} can be found by two executions of a min st -cut algorithm, which takes $O(n \log n)$ time [1].

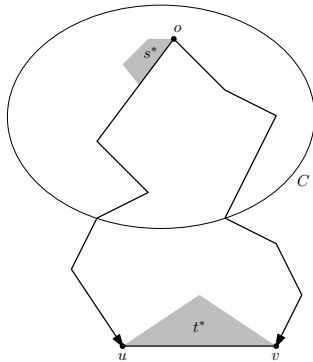


Figure 2: If the shortest cycle \mathcal{C} crosses the separator S , then it crosses the shortest $o - u$ path once and the shortest $o - v$ path once. In this case, the vertex o (together with the face s^*) and the edge uv (together with the face t^*) are in two different sides of \mathcal{C} .

Overall, the recursive decomposition of the graph using shortest path separators has $O(\log n)$ levels of recursion. Before each recursive level we can remove every vertex of degree two, and merge its two adjacent edges into a single edge (combining the lengths of the two). This guarantees that the total size of all subgraphs in the same level of the recursion is $O(n)$, and so all executions of the min st -cut algorithm in this level take total $O(n \log n)$. The overall running time is thus $O(n \log^2 n)$.

Reif’s algorithm. Reif’s algorithm [23] (referred to in the introduction as the shortest-path based algorithm) is used to find a minimum st -cut in an undirected planar graph. We describe it as an algorithm for a directed graph G .⁴ Given a shortest s^* -to- t^* path P in G , Reif’s algorithm finds the shortest cycle \mathcal{C} that crosses P exactly once.⁵ In undirected graphs \mathcal{C} corresponds to a min st -cut in the dual graph, but in directed graphs it does not. The crucial observation, however, is that this is exactly the property required by the CFN algorithm for finding the global min cut.

⁴We note that the literature is infested with inaccuracies on the use of Reif’s algorithm in the directed case. Janiga and Koubek [15] attempted to generalize Reif’s algorithm to compute a min st -cut in directed planar graphs. They find the shortest cycle that separates s^* and t^* and crosses some s -to- t path at a particular vertex. This cycle is used to divide the problem into two separate subproblems. However, this algorithm is flawed [16]. The cycle found by Janiga and Koubek is not necessarily simple, nor do they make sure it corresponds to an st -cut rather than to a ts -cut. Erickson and Nayyeri [8] remarked that the algorithm of Janiga and Koubek appears to find the smaller between the minimum st -cut and minimum ts -cut. However, this claim is also false. The cycle dual to the min st -cut may cross the cycle used by Janiga and Koubek to divide the problem. In this case the cycle corresponding to the min st -cut will never be found because it does not belong to any of the two subproblems.

⁵This view of Reif’s algorithm does not require deep insights but is novel nonetheless. It does require a slightly careful proof of Lemma 2, which is trivial in the undirected case.

We assume that the cycle C crosses the path P from right-to-left (the other case is symmetric, and the algorithm tries both). Reif’s algorithm makes an *incision* along P and replaces every vertex p_i of P with two vertices p_i^0 and p_i^1 . Every edge $p_i p_{i+1}$ of P is replaced with two edges $p_i^0 p_{i+1}^0$ and $p_i^1 p_{i+1}^1$. Every edge $p_i v$ is replaced with an edge $p_i^0 v$ ($p_i^1 v$) if it emanates left (right) from P . Similarly, every edge vp_i is replaced with an edge vp_i^0 (vp_i^1) if it enters P from its left (right) side. See Figure 3.

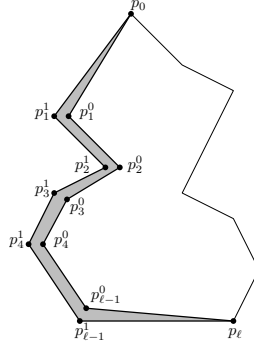


Figure 3: An incision along P . The newly created face is *shaded*.

Let P_i be a shortest p_i^0 -to- p_i^1 path. In the original graph (i.e., before the incision) P_i is a shortest simple cycle C_i which crosses P exactly once, at p_i . Finding the desired cycle C therefore amounts to finding the shortest among all P_i s. Reif’s algorithm does this in $O(n \log n)$ time using divide-and-conquer based on the following lemma.

Lemma 2. *Let P_i be a shortest p_i^0 -to- p_i^1 path. For $j \neq i$, there is a shortest p_j^0 -to- p_j^1 path P_j that does not cross P_i .*

Reif’s divide-and-conquer algorithm proceeds as follows. It first finds a shortest p_i^0 -to- p_i^1 path P_i for $i = |P|/2$. This takes $O(n)$ time using [13]. The path P_i divides the graph into two subgraphs. By Lemma 2, each subgraph can be handled separately. The algorithm therefore recurses on both subgraphs. To get a total running time of $O(n \log n)$, in each recursive level we remove vertices of degree two and merge their two adjacent edges as explained in the CFN algorithm above.

Italiano et al’s implementation of Reif’s algorithm. Italiano et al. [14] developed a faster $O(n \log \log n)$ implementation of Reif’s algorithm to find a minimum st -cut in undirected planar graphs. As above, we observe that, when applied to a directed planar graph, the algorithm computes the shortest simple cycle crossing P exactly once. Plugging this into each of the $\log n$ levels of the CFN algorithm yields an $O(n \log n \log \log n)$ algorithm for the directed global min cut problem.

The algorithm of Italiano et al. computes an r -division with $r = \log^6 n$. As in Reif’s algorithm, an incision is made in G along P . Note that the incision may cut pieces. Every such piece R , is replaced with a set of pieces, one for each connected component of R following the incision. For every vertex p_i of P that was a boundary vertex prior to the incision, both p_i^0 and p_i^1 are defined to be boundary vertices after the incision. The DDG of all resulting pieces can be computed in $O(n \log r) = O(n \log \log n)$ time using the MSSP algorithm [17], and we can run FR-Dijkstra on this DDG in *sublinear* $O((n/\sqrt{r}) \log^2 n) = O(n/\log n)$ time.

The first stage of the algorithm (called *coarse Reif*) finds the shortest cycles C_i that cross P once at a *boundary vertex*. The running time of this step is dominated by the $O(n \log \log n)$ time required to compute the DDG. It implements Reif’s algorithm by only considering boundary vertices, and uses FR-Dijkstra to quickly compute the shortest paths P_i . The next step, called *refined Reif*,

computes the shortest cycles that cross P at non-boundary vertices. It implements Reif’s algorithm within the subgraphs enclosed by the cycles found in the coarse Reif step. The running time of this step is also $O(n \log \log n)$.

Italiano et al. used the main ideas from their fast implementation of Reif’s algorithm to design a min st -cut oracle for undirected planar graphs that, after $O(n \log \log n)$ preprocessing can answer min st -cut queries, and support edge insertions and deletions, in $O(n/\log n)$ time per query or operation. This oracle is based on a min st -cut due to Kaplan and Nussbaum [16], rather than on Reif’s. The oracle was then used by Łącki and Sankowski [20] to solve undirected global min cut as we explain next.

The algorithm of Łącki and Sankowski for undirected global min cut. The currently fastest algorithm for undirected global min cut is that of Łącki and Sankowski [20]. Its running time is $O(n \log \log n)$. Their algorithm emulates the CFN algorithm on the DDG. The bottleneck in the $O(n \log n \log \log n)$ global min cut algorithm of Italiano et al. [14] is the recomputation, in $O(n \log \log n)$ time, of the DDG at each of the $O(\log n)$ levels of the CFN recursion. Łącki and Sankowski [20] showed how to build the DDG just once (in $O(n \log \log n)$ time) and maintain it (in sublinear time) throughout all the recursive calls of the CFN algorithm. They further show how to find a shortest path separator in $O(n/\log n)$ time, and maintain the information required by the min cut oracle of Italiano et al. to compute min st -cuts in $O(n/\log n)$ time. Thus, the running time of the whole algorithm is actually dominated by the $O(n \log \log n)$ -time preprocessing step of building the DDG.

Łącki and Sankowski described how to efficiently keep track of the partition of the graph into subgraphs when cutting along a cycle C_i that is only represented in the DDG (this is called implicitly cutting the graph). The vertices of the DDG (i.e., the boundary vertices of G) are partitioned into the interior and exterior of C_i according to the embedding of C_i in G . The time required is proportional to the number of boundary vertices, not to the size of G . We use this technique in our algorithm without change. A brief description of the so called recursion graph and division edges used in their technique appears in Section 5 for completeness.

3 Our Algorithm

Our observations from the previous section allow us to design a version of the CFN algorithm that is based on an efficient directed variant of Reif’s algorithm. Our algorithm begins by computing an r -division of the graph G , and a corresponding DDG for $r = \log^8 n$. This takes $O(n \log r) = O(n \log \log n)$ time. Then, as in [20], a shortest path tree of G , rooted at some boundary vertex, is computed and maintained as a shortest path tree in the DDG. The dividing step identifies a balanced shortest path separator composed of two shortest paths P and P' plus a single edge e . Let $B = \{b_1, \dots, b_p\}$ be the boundary vertices along the shortest path P . Since P ends at a vertex of e , which is not necessarily a boundary vertex, the suffix $P[b_p, \cdot]$ is fully contained in the piece of the r -division containing e . The algorithm represents P by the sequence of boundary vertices B plus all the vertices in the suffix $P[b_p, \cdot]$. Note that P may have $O(n)$ vertices but its representation uses only $O(n/\sqrt{r})$ boundary vertices, and the $O(r)$ vertices of $P[b_p, \cdot]$. The algorithm cuts the graph along the separator, as done in [20], and recurses on the interior and exterior subproblems.⁶ Problems with fewer than r boundary vertices are not handled recursively, but by any existing

⁶Note that, since the graph is directed, edges of the DDG in a subproblem may represent paths that cross the separator an even number of times. This does not affect the correctness of the algorithm because we are interested in the globally minimum cycle. On the one hand, such paths are at least as short as the shortest path restricted to the subproblem. On the other hand, such paths correspond to valid paths in the original graph.

directed global min cut algorithm (see analysis). In addition, we invoke a global min cut algorithm on every piece R individually.

In the conquering step, we wish to find the shortest cycle that crosses P exactly once. This is where our algorithm significantly differs from [20]. Instead of using the min *st*-cut oracle of [14], we present a directed variant of Reif’s algorithm (which we refer to as the *inner* recursion). In what follows we assume, without loss of generality, that the shortest cycle \mathcal{C} we are looking for crosses P from right to left. The other case is symmetric, and the algorithm implements both.

Performing an incision along P . We now describe the procedure for performing an incision along P (the preliminary step of Reif’s algorithm). Consider a piece R . If any subpath of P connects two different holes of R or if t is a vertex of R then we perform the incision of R explicitly. Otherwise, the incision is performed implicitly. In an explicit incision, a piece R is explicitly cut into subpieces, and a DDG is computed from scratch for each of the resulting subpieces by rebuilding their MSSP data structure [17]. In an implicit incision, the edges of the DDG of R are partitioned among the DDGs of the subpieces of R , without actually cutting R and recomputing the DDG. This is done as follows. The subpaths of P going through R break R into connected components. See Figure 10(left). Each of these connected components is considered from now on as an individual *subpiece* of R . The division of the boundary vertices of R (on all holes of R) into the resulting subpieces is inferred as in [20], using the skeleton graph and the division edges technique. For each subpiece Q we would like the length of each DDG edge uv to correspond to the shortest u -to- v path in Q (rather than in R). However, this would require recomputing the DDG of Q which we cannot afford. Instead, we use the original DDG edge uv in R . This edge corresponds to a shortest u -to- v path ρ that is allowed to venture in R outside Q . It turns out that this is problematic only when the region R contains holes. For ease of presentation we ignore this point for now and proceed with describing the algorithm. We will later discuss the difficulties manifested by holes and their resolution.

Applying Reif’s algorithm to P . Having made the incision along P in the DDG, we now wish to perform Reif’s divide-and-conquer on the path P . However, since an edge of the graph might appear on the path P in many different levels of the CFN recursion, we cannot afford to handle all edges of P at every recursive level. We next show that it suffices to handle each edge e at most once, at the earliest level of the CFN recursion at which $e \in P$.

We classify the edges of P into two types, *active* and *inactive*. An edge $p_i p_{i+1}$ is inactive if it was already part of the separator in some earlier level of the CFN recursion. Observe that (1) the active edges form a suffix of P , (2) we only need to find the shortest p_i^0 -to- p_i^1 path P_i if $p_i p_{i+1}$ is active (if $p_i p_{i+1}$ is inactive then every cycle that goes through p_i must also go through p_{i+1}), and (3) we can discover the active suffix by revealing the edges of P one by one (each in $O(\log r)$ time using the MSSP data structure until we reach an inactive edge).

The first step of our Reif variant therefore discovers the active suffix of P in time $O(x \log r)$ where x is the number of active edges in P . Next, we wish to find the shortest p_i^0 -to- p_i^1 path P_i where p_i is the middle vertex of the active suffix of P . Let R denote the piece containing p_i . We (temporarily) add p_i^0 and p_i^1 as boundary vertices and add appropriate DDG edges as follows. If there exists a subpath of P whose endpoints lie on different holes of R , it means that we have already explicitly built the new DDG of R ’s subpieces (after the incision) by computing new MSSP data structures (see above). In this case p_i^0 and p_i^1 both belong to the same subpiece Q , we add to the DDG an edge from p_i^0 to every boundary vertex of Q , and from every boundary vertex of Q to p_i^1 . The lengths of these edges are obtained by querying the new MSSP data structure of Q . Otherwise, the endpoints of all subpaths of P in R lie on the same hole so p_i^0 and p_i^1 belong to different subpieces Q_0 and Q_1 of R . We add to the DDG edges from p_i^0 to all vertices of Q_0 and

from all vertices of Q_1 to p_i^1 . These distances are computed by querying the existing MSSP data structures of R .

After connecting p_i to the boundary vertices of R , we find the DDG representation of the path P_i by running FR-Dijkstra from p_i^0 to p_i^1 on the DDG. Notice that while P_i is a simple path in the DDG, it might correspond to a non-simple path in the underlying graph. This is because the implicit DDG incision means DDG edges may correspond to subpaths in the graph before the incision. We later show how to ensure that this does not violate the correctness of the algorithm.

Reif’s algorithm proceeds by cutting the graph along the cycle C_i that corresponds to P_i and recursing on the interior and exterior. We implement this by cutting the DDG implicitly along P_i using the division edge technique, obtaining two DDGs denoted DDG_s (containing s) and DDG_t (containing t). We assign the prefix $P[s, p_i]$ to DDG_s and the suffix $P(p_i, t]$ to DDG_t , and then recurse on both subgraphs.

We note that, for *undirected* graphs, the algorithm above is complete and correct. We believe that, for the undirected case, it is simpler than the algorithm of Łącki and Sankowski [20] because it does not rely on the rather complicated min st -cut oracle of Italiano et al. [14].

3.1 A flaw in the algorithm and its resolution

Since our algorithm implements the CFN algorithm, in order to prove the correctness of our algorithm it suffices to prove that, at each level of the CFN recursion, if the global min cycle \mathcal{C} crosses the shortest path separator then our algorithm will find \mathcal{C} . Since at each level of the CFN recursion our algorithm implements Reif’s algorithm, it suffices to show that any p_i^0 -to- p_i^1 path P_i found by our algorithm is either \mathcal{C} , or \mathcal{C} is represented in one of the resulting DDG_s or DDG_t obtained by implicitly cutting the DDG along P_i . However, in directed graphs this might actually be false! We first explain at a high level how the problem arises, and then explain how to resolve it.

Recall that the DDG of a subpiece Q used at some point in the execution of our algorithm is not obtained by explicitly computing shortest paths between the boundary nodes in that subgraph, but by using edges from the DDG of the original piece R . This implies that the shortest paths that correspond to DDG edges of Q may actually venture outside Q . In particular, while the p_i^0 -to- p_i^1 path P_i found by our algorithm is a simple cycle in the DDG that crosses P exactly once (at p_i), it may actually correspond to a non-simple cycle C_i that crosses P more than once. See Figure 4(b,c). It turns out that in such cases \mathcal{C} may actually cross C_i . This is problematic because the algorithm implicitly cuts the DDG along P_i and recurses on DDG_s and DDG_t . If \mathcal{C} crosses P_i then it seems that \mathcal{C} will be represented in neither DDG_s nor DDG_t .

To overcome this problem we characterize the structure of the subpaths of P_i that cross P . We call such subpaths *fingers*. We show that each finger is restricted to a single piece R of the r -division. We further show that the problem mentioned above does not occur in fingers that enclose no holes of R (see Figure 4(c)). The reason is that, in the absence of holes, all boundary vertices on the global min cut do lie on the same side of C_i . Therefore, if a finger encloses no holes, even though \mathcal{C} might cross C_i , it is still represented in either DDG_s or DDG_t . Since the number of holes in each piece is constant, we can precompute a constant number of versions of the DDG of each piece R . In each version, the paths corresponding to DDG edges interact with the holes of R in a prescribed way. We can then carefully choose which version of the DDG of R to use when computing P_i so as to ensure that each finger of C_i is locally homologous to P in roughly the following sense: the subgraph sandwiched between the finger and P contains no holes of R .

We now explain the changes in the algorithm in detail. Recall the description of the implicit incision along P . Let R be a piece of the r -division. The path P breaks R into subpieces. For each subpiece Q we would like the length of each DDG edge uv to correspond to the shortest u -to- v

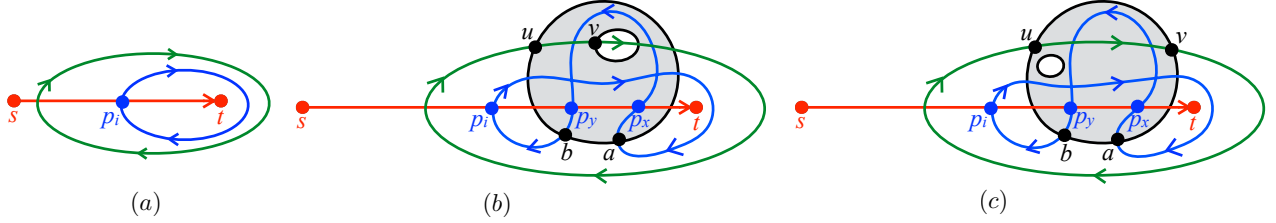


Figure 4: In all diagrams, the shortest s -to- t path P is shown in red, the global shortest cycle \mathcal{C} in green, and a the shortest cycle C_i that crosses P at the middle vertex p_i in blue. (a) When C_i is simple it is not crossed by \mathcal{C} , so breaking the problem along C_i is valid. (b) Even though P_i is a simple path in the DDG, the cycle C_i it corresponds to in the underlying graph (blue) is not simple. A piece R of the r -division is shown (shaded). The underlying path of the DDG edge ab crosses P even after an implicit incision along P . The p_x -to- p_y subpath of P_i is called a finger. In this case, the globally shortest cycle \mathcal{C} might cross C_i at the finger. Dividing the problem along C_i is problematic because \mathcal{C} has boundary vertices in both the exterior (e.g., u) and the interior (e.g., v) of P_i . (c) When no holes are “sandwiched” between the finger and P , all boundary vertices of the globally shortest cycle \mathcal{C} are in the exterior of C_i even though \mathcal{C} crosses C_i . Therefore, \mathcal{C} is still represented in DDG_s after breaking the problem implicitly along C_i .

path in Q (rather than in R). However, this would require recomputing the DDG of Q which we cannot afford. Instead, we use the original DDG edge uv in R . This edge corresponds to a shortest u -to- v path ρ that is allowed to venture in R outside Q . The path ρ can be decomposed so that the maximal subpaths of ρ in $R \setminus Q$ start and end on P . We call these subpaths *simple fingers* of ρ . The *base* of a simple finger is the subpath of P between the endpoints of the finger. For the correctness of our algorithm we require that:

Property 1. *For every simple finger S , the cycle formed by S and its base encloses no holes of R .*

To achieve Property 1, instead of precomputing a single DDG for each piece R of the r -division, we compute many DDGs (exponential in the number of holes in R , which is $O(1)$). When information about a DDG edge uv of Q is required (e.g., by FR-Dijkstra or when implicitly cutting the graph open), it is reported using the precomputed version of the DDG of R that corresponds to the subset of holes that belong to Q . We next explain this preprocessing step.

The \mathbb{Z}_2 -homology cover. We use a special case of the \mathbb{Z}_2 -homology cover developed by Erickson and Nayyeri [8] for bounded genus graphs. To the best of our knowledge this is the first time that homology covers are used for planar graphs. Our description is less general than the one in [8], and differs in some of the details to make the presentation shorter and suitable for our application. We perform the following preprocessing for each of the $O(1)$ possible subsets H of holes of R . For each hole $h_\ell \in H$ we choose an arbitrary path A_ℓ in the dual of R connecting the external hole of R with h_ℓ . We construct a graph, called the \mathbb{Z}_2 -homology cover of R by making, for each $\ell = 1, \dots, |H|$, an incision along A_ℓ . See section 2, and Figure 3 for a detailed definition of an incision. Note, that here the incision is performed in the dual of R . In the primal, this can be thought of as splitting each (primal) edge of A_ℓ into two complementary half-edges that are not connected to each other. See Figure 10. Let R' denote the resulting (primal) graph. The \mathbb{Z}_2 -homology cover is constructed by glueing together $2^{|H|}$ copies of R' . Each copy is labeled with a distinct $|H|$ -bit string. For labels b and b' differing in a single bit j , the corresponding copies of R' are glued along the complementary half edges of A_j . See Figure 10. The resulting graph is not planar, but can be embedded on a surface with constant (albeit exponential in $|H|$) genus.⁷ We can therefore use the MSSP data structure

⁷The dual of this graph is essentially a hypercube (which has genus $2^{|H|}$). That is, after deleting from each copy of R' all edges that do not belong to the infinite face, the interior of each copy becomes a single face and the dual of

for bounded genus graphs [2] on the \mathbb{Z}_2 -homology cover of R in $O(r \log r)$ time. Let B_Q be the set of boundary vertices of Q that do not belong to holes in the subset H . The MSSP data structure can report in $O(\log r)$ time the distance between any vertex $u^{0\dots 0}$ of B_Q (i.e., the boundary vertex u in the copy with the all-zero label) and any vertex v^b of B_Q (i.e., the boundary vertex v in the copy with label b). A shortest $u^{0\dots 0}$ -to- v^b path in the \mathbb{Z}_2 -homology cover corresponds to a shortest u -to- v path in R under the restriction that for every A_ℓ it's crossing parity is even (odd) iff the ℓ th bit of b is zero (one). See Figure 10. When information about a DDG edge uv of Q is required during the execution of the algorithm, it is fetched by querying the MSSP data structure for the \mathbb{Z}_2 -homology cover created for the appropriate subset H of the holes of R . For the query we need to figure out the label b of v to be used when querying the MSSP data structure. This choice is described in Section 4.5.

3.2 Correctness

The correctness of our algorithm follows from the following lemma, which states that in the way we cut the DDG we do not lose the globally shortest cycle \mathcal{C} .

Lemma 3. *If the globally minimum cycle \mathcal{C} is the p_k^0 -to- p_k^1 path in the DDG for some $p_k \in P$, then either $p_k = p_i$ and $\mathcal{C} = C_i$, or $p_k \in P[s, p_i)$ and \mathcal{C} is the p_k^0 -to- p_k^1 path in DDG_s , or $p_k \in P(p_i, t]$ and \mathcal{C} is the p_k^0 -to- p_k^1 path in DDG_t .*

In the rest of this section we lay out the structural properties that facilitate the proof of Lemma 3. The proof itself is a rather complicated case analysis and is deferred to Section 4.4. In a nutshell, our analysis shows that, in every possible case, either \mathcal{C} crossing C_i leads to a contradiction or the crossing is such that all the boundary vertices of \mathcal{C} (and hence all the DDG edges of \mathcal{C}) belong to either DDG_s or DDG_t .

Observe that in the DDG both \mathcal{C} and C_i cross P exactly once (from right to left). In the underlying graph however, C_i may cross P some odd number of times. The cycle C_i can be partitioned into internally disjoint subpaths that do not cross P at all. See Fig. 6 for an illustration. Starting from p_i , C_i is first composed of zero or more alternating p_x -to- p_y subpaths where $y < x < i$ (otherwise, if $x < y$ then by the unique shortest paths assumption $C_i[p_x, p_y]$ should be equal to $P[p_x, p_y]$). These subpaths either begin by emanating left of P and end by entering left of P or they begin by emanating right of P and end by entering right of P . We call the former subpaths a *finger of C_i above P* and the latter a *finger of C_i below P* . After such zero or more fingers, there is exactly one p_ℓ -to- p_j subpath that begins by emanating left of P at p_ℓ and ends by entering right of P at p_j . We call this p_ℓ -to- p_j subpath the *separation finger*. Observe that by definition $\ell \leq i$. If $j < i$, then it must be (by the unique shortest paths assumption) that $C_i[p_j, p_i] = P[p_j, p_i]$. Otherwise, if $j \geq i$, then $C_i[p_j, p_i]$ consists of zero or more alternating p_x -to- p_y subpaths where $i < y < x < j$. These subpaths can be fingers of C_i above P or below P .

Note that, because the DDG was implicitly cut along P , for every DDG edge uv of C_i that belongs to a piece R such that P separates R into multiple parts, both u and v belong to the same part Q . If the path corresponding to the DDG edge uv crosses P , it must do so an even number of times, and create at least one finger that belongs to $R \setminus Q$. recall that any such finger is called a simple finger. Hence:

Observation 1. *Every p_x -to- p_y finger S of $C_i[p_i, p_\ell]$ below P is a simple finger. Thus S is contained in a single piece of the r -division and (by Property 1) S encloses no holes.*

this \mathbb{Z}_2 -homology cover is a hypercube. Adding back the deleted (planar) portions does not increase the genus.

Observation 2. *Every p_x -to- p_y finger S of $C_i[p_j, p_i]$ above P is a simple finger. Thus S is contained in a single piece of the r -division and (by Property 1) S encloses no holes.*

Note that by our incision procedure we have that fingers of C_i that are confined to a single piece R do not enclose any holes of R . Also note that two fingers of C_i can cross each other (thus making C_i non-simple). However, by the following claim, this can only happen if one finger is the separation finger and the other is a finger of $C_i[p_j, p_i]$ above P (Figure 6) or a finger of $C_i[p_i, p_\ell]$ below P (Figure 7), or one finger is of $C_i[p_i, p_\ell]$ and the other is of $C_i[p_j, p_i]$ (Figure 8).

Claim 1. *C_i can cross itself only if the crossing is (I) between the separation finger and a finger of $C_i[p_j, p_i]$ above P , or (II) between the separation finger and a finger of $C_i[p_i, p_\ell]$ below P , or (III) between a finger of $C_i[p_i, p_\ell]$ above (below) P and a finger of $C_i[p_j, p_i]$ above (below) P .*

The remainder of the proof of Lemma 3 which consists of numerous cases appears in Section 4.4.

3.3 Analysis

All pre-computations are dominated by the $O(n \log r) = O(n \log \log n)$ time for computing the DDG in all pieces of the r -division.

We first bound the time for performing incisions. The time to perform the implicit incisions of P is proportional to the number of boundary vertices in the graph, which is $O(n/\sqrt{r})$ over all subgraphs in a single level of the CFN recursion tree. Hence, over the entire run of the algorithm, the cost of all implicit incisions is $O((n/\sqrt{r}) \cdot \log n) = O(n)$. The time to perform an explicit incision of a single piece R is dominated by the $O(r \log r)$ time of MSSP. Every time such an incision is made because a DDG edge e of P connects two different holes of R , the number of holes in R decreases (the two holes connected by e become a single hole). Since the number of holes in each piece is constant, such explicit incisions occur a constant number of times per piece over the entire execution of the algorithm. Hence, the total time spent on all such explicit incisions over all pieces during the entire course of the algorithm is $O((n/r) \cdot r \log r) = O(n \log \log n)$.

In each subproblem of the CFN recursion, the algorithm performs an explicit incision in the piece R to which t (the last vertex of P) belongs. Such incisions do not decrease the number of holes, so we cannot charge for them globally as above. In subproblems containing $\Omega(r)$ boundary vertices, the $O(r \log r)$ time of the implicit incision is dominated by the $O(r \log^2 n)$ time for FR-Dijkstra computation. Subproblems with $O(r)$ boundary vertices are called *small subproblems* and are handled by running any existing algorithm for directed min cut (i.e., bootstrapping). Denote the running time of this directed min cut algorithm by $O(nf(n))$. Then, as shown in [20], handling all small subproblems takes $O(nf(r))$ time.

We now bound the time spent on FR-Dijkstra computations. Consider a non-small subproblem at some level of the CFN recursion with $b = \Omega(r)$ boundary vertices and x active edges. The algorithm finds C_i using FR-Dijkstra in $O(\sqrt{r} \log r + b \log^2 n)$ time (the first term is the cost of connecting the middle vertex p_i to the DDG, and the second term is the cost of FR-Dijkstra). The algorithm then recurses on the interior and exterior of C_i each containing at most $x/2$ active edges. Contracting degree-2 edges in the DDG of every subproblem guarantees that, at each level of the inner recursion, every boundary vertex appears in at most two subproblems with more than two boundary vertices [14, 20]. Call a subproblem with at most two boundary vertices a *tiny* subproblem. Thus, the total time for all non-tiny subproblems along all levels of the inner recursion is $O(b \log^2 n \log x)$, which is $O(b \log^3 n)$ since $x = O(n)$. Since the sum over the boundary vertices of all non-small subproblems at a single level of the CFN recursion is $O(n/\sqrt{r})$, and since the depth of the CFN recursion is $O(\log n)$, the total time required for all FR-Dijkstra computations on non-tiny subproblems throughout the algorithm is $O(n \log^4 n / \sqrt{r}) = O(n)$.

We now bound the cost of tiny subproblems. This cost is dominated by the $O(\log r)$ time required to connect p_i to the (at most two) boundary vertices. The Dijkstra computation then takes constant time. Since each tiny subproblem is associated with some active edge (an edge whose endpoint is p_i), and since at this time this edge becomes inactive, the total number of tiny problems along the entire execution of the algorithm is $O(n)$, and the time to handle them all is $O(n \log r) = O(n \log \log n)$.

Subproblems with no boundary vertices are handled by bootstrapping. I.e., by calling any directed min cut algorithm in each piece of the r -division separately. This takes total $O((n/r) \cdot r f(r) = O(n f(r)))$ time.

Summing the different terms above we get that the total running time of the algorithm is $O(n \log \log n) + O(n f(r)) + O(n) + O(n \log \log n) + O(n f(r))$. Using the $f(n) = \log^2 n$ (i.e., using [3] for bootstrapping) results in a total running time of $O(n \log \log n + n \log^2(\log n)) = O(n \log^2 \log n)$ for directed global minimum cut. Using the resulting algorithm in the bootstrapping (i.e., $f(n) = \log^2 \log n$) yields the claimed $O(n \log \log n)$ running time for directed global minimum cut.

4 Missing Proofs and Additional Details

4.1 Proof of Lemma 1

Let \mathcal{C} be a shortest cycle in G that shares two distinct vertices c_1 and c_2 with the path P , labeled so that $c_1 <_P c_2$. If the subpath of $\mathcal{C}[c_1, c_2]$ is different than $P[c_1, c_2]$, then we replace $\mathcal{C}[c_1, c_2]$ with $P[c_1, c_2]$. Since P is a shortest path, the cycle \mathcal{C} remains a shortest cycle. We repeat this process until the vertices and the edges of \mathcal{C} that are also in P form a subpath of \mathcal{C} , as required.

4.2 Proof of Lemma 2

The path P_i separates the graph into two subgraphs. The two vertices p_j^0 and p_j^1 are in the same side of P_i . Let P_j be a simple shortest p_j^0 -to- p_j^1 path. If P_j crosses P_i then P_j must touch P_i after the first such crossing since the two endpoints of P_j are in the same side of P_i . Let q_1 be the first vertex of P_j that also belongs to P_i , and let q_2 be the last vertex of P_j that also belongs to P_i . It must be that $q_1 <_{P_i} q_2$ since otherwise P_j must cross itself (see Figure 5). The subpath of $P_i[q_1, q_2]$ is a shortest q_1 -to- q_2 path. Replacing $P_j[q_1, q_2]$ with $P_i[q_1, q_2]$ results in a shortest p_j^0 -to- p_j^1 path P_j that does not cross P_i , as required.

4.3 Proof of Claim 1

We prove that all other crossings are impossible since they imply that we can remove a subcycle C' from C_i (thus making C_i shorter) while C_i still passes through p_i and its crossing parity with P remains the same:

- A finger cannot cross itself. This is because apart from its endpoints a finger does not include any vertices of P and so if it crosses itself at vertex a it means that there is a cycle C' containing a but not containing any vertices of P .
- Two fingers cannot cross if they are both above P or both below P and are both in either $C_i[p_j, p_i]$ or $C_i[p_i, p_\ell]$. If they cross at vertex a then there is a cycle C' that (1) contains a , (2) does not contain p_i , and (3) crosses P an even number of times (since C' does not contain $C_i[p_\ell, p_j]$).

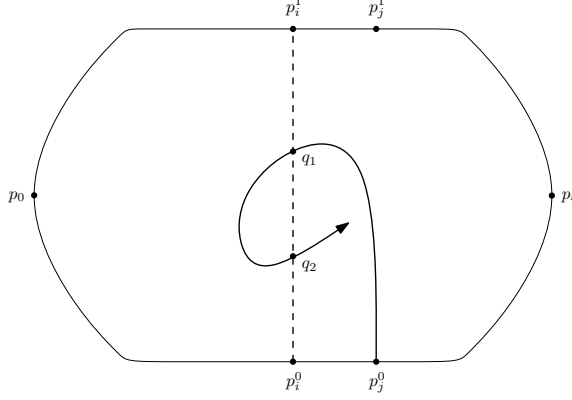


Figure 5: The path P_i (dashed) separates the graph into two subgraphs. Both p_j^0 and p_j^1 are in the same side of P_i . If the path P_j (solid) crosses P_i such that the first vertex of P_j that is common with P_i follows in P_i the last vertex of P_j that is also a vertex of P_i , then P_j must cross itself. Note that, for clarity, we re-embedded the graph so that the new face created by the incision is the infinite face.

- The separation finger cannot cross a finger of $C_i[p_i, p_l]$ above P or a finger of $C_i[p_j, p_i]$ below P for the same reason as the previous case.
- A p_x -to- p_y finger f_1 below P and a p_w -to- p_z finger f_2 above P cannot cross. Assume for contradiction that f_1 first crosses f_2 at vertex a . Consider the cycle C'' composed of (1) the subpath of f_1 between p_x and a , (2) the subpath of f_2 between a and p_z , and (3) the subpath of P between p_x and p_z . Notice that at vertex a , $C_i[p_x, \cdot]$ enters C'' and must exit C'' before reaching p_y . It cannot exit at (1) because we proved that a finger f_1 cannot cross itself, and it cannot exit at (3) because a finger does not cross P , so it must exit C'' at some vertex b of f_2 that belongs to $C_i[a, p_z]$. However, this means that both f_1 and f_2 contain a -to- b subpaths in contradiction to unique shortest paths.

4.4 Proof of Lemma 3

To prove the lemma, we next show that at least one of DDG_s or DDG_t contains all the boundary vertices of \mathcal{C} . Suppose for the sake of contradiction that there are two boundary vertices on \mathcal{C} that do not belong to the same side of C_i . Let p_k be the vertex where \mathcal{C} crosses P . Let b_1, b_2 be the first pair of consecutive boundary vertices on \mathcal{C} after p_k that belong to different sides of C_i .

Assume w.l.o.g. that p_k and b_1 are on the same side of C_i . Let a be the first vertex of \mathcal{C} after b_1 where \mathcal{C} crosses C_i . First we consider the case where p_k is strictly external to C_i . The finger S containing a is one of three types:

1. S is the separation finger. In this case, since p_k is external to C_i , there can be three options: (1) $j \leq k < \ell$, (2) $k < j$ and $k < \ell$, (3) $k \geq \ell$.
 - 1.1 If $j \leq k < \ell$, then $C_i[p_j, p_i] = P[p_j, p_i]$ and p_k is a vertex of C_i , so it is not strictly external to C_i .
 - 1.2 If $k < j$ and $k \leq \ell$, then let C' be the cycle $\mathcal{C}[p_k, a] \circ C_i[a, p_j] \circ rev(P[p_k, p_j])$. Since p_k is external to C_i , then $\mathcal{C}[p_k, a]$ is external to C_i . At vertex a , \mathcal{C} enters C' . Observe that $\mathcal{C}[a, p_k]$ does not cross P and needs to enter P from the right before reaching p_k . This means that either $\mathcal{C}[a, p_k]$ exits C' or it passes through p_j . However, $\mathcal{C}[a, p_k]$ cannot exit C' at $\mathcal{C}[p_k, a]$

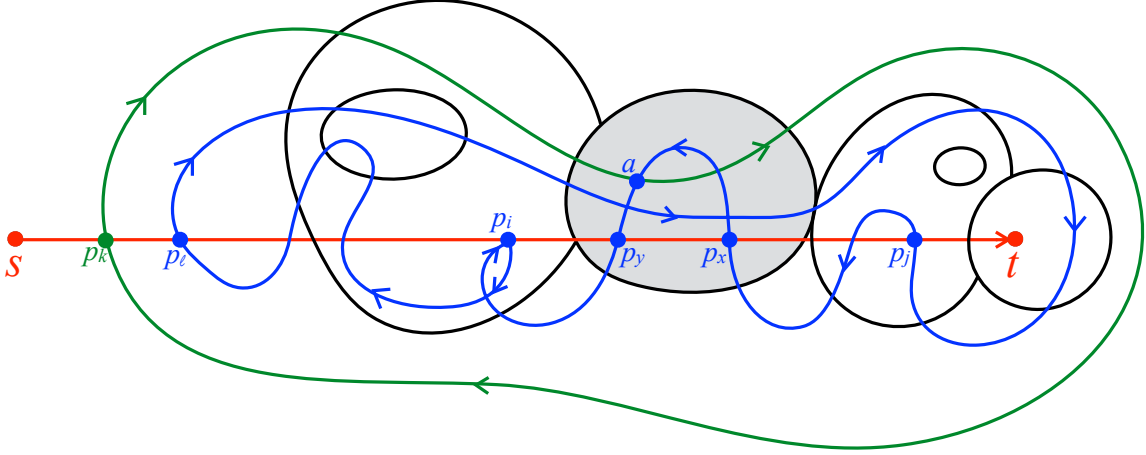


Figure 6: The shortest s -to- t path P (in red), some pieces of the r -division (in black), the shortest cycle C_i (in blue), and the globally shortest cycle \mathcal{C} (in green). Apart from the p_ℓ -to- p_j separation finger, C_i has four fingers below P and three above. Observe that \mathcal{C} does not cross C_i except inside the shaded piece where \mathcal{C} enters and exits a p_x -to- p_y finger of C_i above P . Such crossings are allowed.

because \mathcal{C} is a simple cycle, it cannot exit C' at $P[p_k, p_j]$ because \mathcal{C} crosses P only once (at p_k), so if $\mathcal{C}[a, p_k]$ exits C' it must do so at some vertex b of $C_i[a, p_j]$. Since $C_i[a, p_j]$ does not cross P at all, we can replace $\mathcal{C}[a, b]$ with $C_i[a, b]$ to get a globally minimum cycle that does not cross C_i at a . The same argument shows that $\mathcal{C}[a, p_k]$ cannot pass through p_j .

Before moving on, observe that we have just proven a stronger claim since we did not use the fact that a is the *first* crossing vertex nor the fact that p_k is *strictly* external to C_i (i.e., the claim holds even if p_k is on C_i). Namely, we proved that (*) If $k < j$ and $k \leq \ell$ then \mathcal{C} does not cross the separation finger.

- 1.3 If $k \geq \ell$, then it must be that p_k is enclosed by some p_x -to- p_y finger S' that is above P (i.e., S and S' cross as in case I in Claim 1). Observe that S' encloses only vertices of some single piece R . Since $\mathcal{C}[p_k, \cdot]$ first intersects S it must be that S enters the finger S' (at some vertex c) and exits the finger S' (at some vertex d) such that $a \in S[c, d]$ (notice that it is possible that $a = c = d$). Furthermore, $\mathcal{C}[p_k, \cdot]$ first crosses $S[c, d]$ at a and must eventually exit the finger S' (at some vertex $b \in C_i[p_x, p_y]$). We first claim that $b \notin C_i[p_x, d]$. This is because that would imply that for some $u \in S[a, d]$ the subpaths $\mathcal{C}[a, u]$ and $C_i[a, u]$ are two a -to- u shortest paths that do not cross P . We can therefore replace $\mathcal{C}[a, u]$ with $C_i[a, u]$. Finally, we claim that $b \notin C_i[d, p_y]$. This is because if $b \in C_i[d, p_y]$ then in C_i we could replace $C_i[a, d] \circ C_i[d, d] \circ C_i[d, b]$ with $\mathcal{C}[a, a] \circ \mathcal{C}[a, b]$: (1) We are allowed to do such replacing because $\mathcal{C}[p_k, b]$ is enclosed by S' and so is completely contained in R , and (2) This can only make C_i shorter because $C_i[d, d]$ is not longer than $\mathcal{C}[a, a]$ (since $\mathcal{C}[a, a]$ is the globally minimum cycle) and because $C_i[a, d] \circ C_i[d, b]$ is not longer than $\mathcal{C}[a, b]$ (since they are both contained in R and do not cross P , and since $\mathcal{C}[a, b]$ is a globally shortest a -to- b path).
2. S is a p_x -to- p_y finger of C_i below P . Since p_k is external to C_i and since $\mathcal{C}[p_k, \cdot]$ crosses C_i first in a finger below P we can conclude that $k < \ell$. Let C' be the cycle $\mathcal{C}[p_k, a] \circ C_i[a, p_y] \circ \text{rev}(P[p_k, p_y])$. At vertex a , \mathcal{C} enters C' and must exit C' before reaching p_k . \mathcal{C} cannot exit at $\mathcal{C}[p_k, a]$ because

\mathcal{C} is simple, and it cannot exit at $P[p_k, p_y]$ because \mathcal{C} crosses P only once, so \mathcal{C} must exit C' at some vertex b of $C_i[a, p_y]$. However, since $C_i[a, p_y]$ does not cross P at all, we can replace $\mathcal{C}[a, b]$ with $C_i[a, b]$.

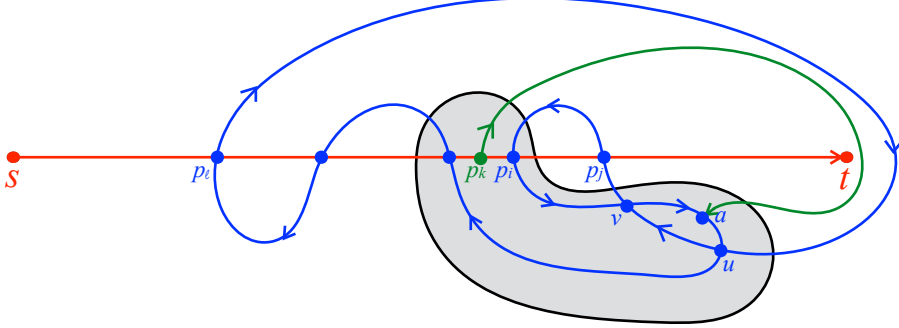


Figure 7: A finger of $C[p_i, p_l]$ below P that crosses the separation finger.

3. S is a p_x -to- p_y finger of C_i above P .

3.1 If $k < \ell$, then after crossing at a the cycle \mathcal{C} enters the finger S (otherwise \mathcal{C} crosses P more than once). In order for this to happen, the finger S must cross the separation finger (as in case I in Claim 1 and as illustrated in Figure 6). To see why, consider the cycle $C' = C_i[p_\ell, p_j] \circ \text{rev}(P[p_\ell, p_j])$ ($C' = C_i[p_\ell, p_j] \circ P[p_j, p_\ell]$) if $\ell \leq j$ (if $j < \ell$). Since p_k is strictly external to C' , \mathcal{C} cannot enter C' before crossing the finger S . Hence the finger S must cross the separation finger. This means that $i < y < x \leq j$ because if $\ell < y < x < i$ and S crosses the separation finger at node u then we can throw $C_i[u, u]$ from C_i and obtain a shorter cycle C_i that passes through p_i and separates s and t . Since $i < y < x \leq j$ then, by Observation 2, the finger S is entirely contained in a single piece R and encloses no holes. Recall that b_1 and b_2 are the boundary vertices preceding and following a on \mathcal{C} , and by definition belong to different sides of C_i . Thus b_1, b_2 are boundary vertices of R . We claim that the DDG edge b_1b_2 belong to the same side of C_i , which is a contradiction. This is because for b_1 and b_2 to belong to different sides of C_i , $\mathcal{C}[b_1, b_2]$ must either cross P from left to right (but \mathcal{C} cannot do this by definition) or cross the separation finger (but \mathcal{C} cannot do this by (*)).

3.2 If $k \geq \ell$ then p_k is enclosed by some finger S' of C_i above P . Note that S' can be either the p_x -to- p_y finger S (and then $y < k < x$), or some other p_w -to- p_z finger (i.e., S and S' cross as in case III of Claim 1 as illustrated in Figure 8). Since p_k is enclosed by the S' finger, $\mathcal{C}[p_k, \cdot]$ must exit S' at some vertex a' (note that if $S' = S$ then $a' = a$). Then, before reaching a' again, $\mathcal{C}[a', \cdot]$ must cross the separation finger (at some vertex b).

If $C_i[a', b]$ does not include p_i , then since $\mathcal{C}[a', b]$ does not cross P we should replace in C_i the subpath $C_i[a', b]$ with $\mathcal{C}[a', b]$. If $C_i[a', b]$ does include p_i , then $\mathcal{C}[p_k, a']$ is entirely contained in a single piece R and so in C_i we should replace the subpath $C_i[b, a']$ with $\mathcal{C}[b, a']$.

Next we consider the case where p_k is internal to C_i or lies on C_i . Again, the finger S is one of three types:

4. S is the separation finger. In this case, if $k \leq \ell$ then since p_k is internal to C_i it means that $j < \ell$, $C_i[p_j, p_i] = P[p_j, p_i]$, and p_k lies on C_i . Furthermore, $C_i[p_\ell, p_k]$ (and hence also $C_i[a, p_k]$) does not cross P at all. This means that in \mathcal{C} we can replace $\mathcal{C}[a, p_k]$ with $C_i[a, p_k]$ to get a

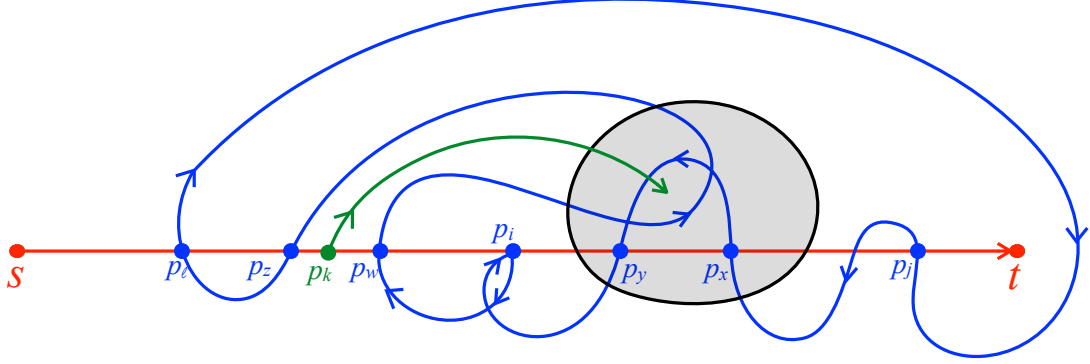


Figure 8: Crossing p_x -to- p_y and p_w -to- p_z fingers of C_i (in blue) above P . Notice that \mathcal{C} (in green, shown partially) first crosses the p_x -to- p_y finger even though $z < k < w$. We prove that such crossings cannot occur.

globally minimum cycle that does not cross C_i at a . If on the other hand $k \geq \ell$, then \mathcal{C} exits C_i in a and $\mathcal{C}(a, p_k)$ must intersect C_i (because p_k is either in or on C_i). Let b be the last vertex where $\mathcal{C}(a, p_k)$ intersects C_i . If $b \in C_i[a, p_i]$ then in C_i we could replace $C_i[a, b]$ with $\mathcal{C}[a, b]$ since $\mathcal{C}[a, b]$ does not cross P . If on the other hand $b \in C_i[p_i, a]$ then $C_i[a, b]$ (as opposed to $\mathcal{C}[a, b]$) is required to pass through p_i . In this case we therefore consider $C_i[b, a]$ and $\mathcal{C}[b, a]$: even though $\mathcal{C}[b, a]$ crosses P (at p_k) the subpath $\mathcal{C}[b, p_k]$ is entirely contained in a single piece R (because it is enclosed by a finger of $C_i[p_i, p_\ell]$ below P , which by Observation 1 is contained in a single piece). Therefore, in C_i we could replace $C_i[b, a]$ with $\mathcal{C}[b, a]$.

5. S is a p_x -to- p_y finger of C_i below P .

5.1 If $k = \ell$ then if a is on $C_i[p_j, p_i]$ then we can replace $\mathcal{C}[p_k, a]$ with $C_i[p_k, a]$. If a is on $C_i[p_i, p_\ell]$ then we can replace $\mathcal{C}[a, p_k]$ with $C_i[a, p_k]$. We conclude that $k \neq \ell$.

5.2 If $j < i$ then $C_i[p_j, p_i] = P[p_j, p_i]$ so Observation 1 applies to S .

- i. If $k \leq y$ or $k \geq x$, then after entering the finger S at a and before reaching p_k again, $\mathcal{C}[p_k, \cdot]$ must exit S at some vertex b . However then, by Observation 1, there is a DDG edge whose corresponding path contains $\mathcal{C}[a, b]$ as a subpath and has both endpoints on the same side of C_i .
- ii. If $y < k < x$ and $j \leq k$, then k is at the base of the finger S . Since $j < i$ we have that the bases of all fingers are in $P[p_\ell, p_i]$. This implies that $k \leq i$. Let b be the last vertex of \mathcal{C} strictly before p_k that belongs to S (see Figure 9 which falls under case II of Claim 1). (i) p_k is a vertex of C_i , (ii) $\mathcal{C}[b, p_k]$ is enclosed by S , (iii) $\mathcal{C}[b, p_k]$ is contained in a single piece R , (iv) $\mathcal{C}[p_k, b]$ does not cross P . This implies that C_i is a non-simple cycle in which we could replace $C_i[b, p_k]$ with the non-simple cycle $\mathcal{C} \circ \mathcal{C}[b, p_k]$. To see that this can only make C_i shorter define u to be the last vertex of $C_i[p_\ell, p_j]$ that belongs to S if $j > y$ and p_y otherwise. Observe that $C_i[b, p_k]$ can be decomposed as $C_i[b, u] \circ C_i[u, p_\ell] \circ C_i[p_\ell, u] \circ C_i[u, p_k]$. The cycle $C_i[u, p_\ell] \circ C_i[p_\ell, u]$ is not longer than \mathcal{C} (since \mathcal{C} is globally minimum), and $C_i[b, u] \circ C_i[u, p_k]$ is not longer than $\mathcal{C}[b, p_k]$ (since they are both contained in R , and since $\mathcal{C}[b, p_k]$ is a globally shortest b -to- p_k path).
- iii. If $y < k < x$ and $k < j$, then again, define u to be the last vertex of $C_i[p_\ell, p_j]$ that belongs to S . \mathcal{C} enters at a the simple cycle $\mathcal{C}[p_k, a] \circ C_i[a, u] \circ C_i[u, p_j] \circ \text{rev}(P[p_k, p_j])$ (where $C_i[u, p_j]$ is the simple path in C_i between u and p_j). It must exit this cycle in

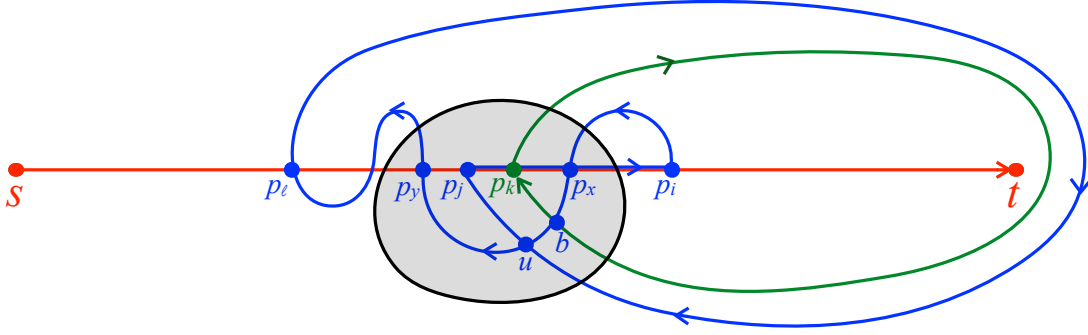


Figure 9: \mathcal{C} (in green) crosses the p_x -to- p_y finger of C_i (in blue) at b . Such crossings cannot occur because the (non-simple) subpath $C_i[b, p_k]$ can be made shorter by replacing it with $\mathcal{C} \circ C[b, p_k]$.

order to get to p_k from below. It cannot cross at P by definition of p_k . It cannot leave the cycle through \mathcal{C} because of simplicity. It cannot leave the cycle through $C_i[a, u]$ because $C_i[a, u]$ and $\mathcal{C}[a, u]$ are two different shortest paths. If it leaves the cycle at a vertex v of $C_i[u, p_j]$ then, similarly to case 5(2)ii, we can make C_i shorter by replacing $C_i[a, v]$ with $\mathcal{C} \circ C[a, v]$.

- 5.3 If $j \geq i$ then $k > \ell$. This means that S is a finger of $C_i[p_i, p_\ell]$ below P that crosses the separation finger (see Figure 7 which falls under case II of Claim 1). In other words, a is enclosed by the cycle $C_i[p_\ell, p_j] \circ rev(P[p_\ell, p_j])$ since otherwise $\mathcal{C}[p_k, \cdot]$ must first exit this cycle which would mean that S is the separation finger (and not a finger below).
- i. If $k < y$ then $\mathcal{C}[p_k, \cdot]$ enters the cycle $\mathcal{C}[p_k, a] \circ C_i[a, p_y]$ at vertex a and must exit this cycle before reaching p_k again. It cannot exit at $\mathcal{C}[p_k, a]$ because \mathcal{C} is simple and it cannot exit $C_i[a, p_y]$ at any vertex b because that would imply that $C_i[a, b]$ and $\mathcal{C}[a, b]$ are two a -to- b shortest paths.
 - ii. If $x < k < j$ then p_k is on the base of some bottom finger $S' \neq S$. To reach p_k again, $\mathcal{C}[p_k, \cdot]$ must cross the separation finger and then cross S' . We have already proved in case 4 that this is impossible.
 - iii. If $y \leq k \leq x$ then let u and v be the vertices that belong to both S and the separation finger and are the endpoints of their intersecting subpaths (see Figure 8). At vertex a , $\mathcal{C}[p_k, \cdot]$ enters the cycle $\mathcal{C}[p_k, a] \circ C_i[a, p_y]$ and we have already seen in case 5(3)i that $\mathcal{C}[a, p_k]$ must remain inside this cycle. This implies that $\mathcal{C}[a, \cdot]$ must cross $C_i[u, p_j]$ before reaching p_k . Let b denote the last such crossing vertex. In C_i , we can therefore replace $C_i[a, u] \circ C_i[u, u] \circ C_i[u, b]$ with $\mathcal{C}[a, a] \circ \mathcal{C}[a, b]$ to obtain a shorter cycle. This is because \mathcal{C} is the globally shortest cycle and so $\mathcal{C}[a, a]$ is shorter than $C_i[u, u]$ and $\mathcal{C}[a, b]$ is shorter than $C_i[a, u] \circ C_i[u, b]$.
 - iv. If $k \geq j$ then $\mathcal{C}[p_k, \cdot]$ cannot cross the separation finger: If it crosses at vertex b then it exists the cycle $\mathcal{C}[p_k, b] \circ C_i[b, p_j]$ and it must enter this cycle again before reaching p_k . However, it cannot enter at $\mathcal{C}[p_k, b]$ because \mathcal{C} is simple and it cannot enter at a vertex c of $C_i[b, p_j]$ because then $\mathcal{C}[b, c]$ and $C_i[b, c]$ are two b -to- c shortest paths. This means that $\mathcal{C}(a, \cdot)$ can only cross S (an odd number of times). However, since S is a simple finger it is contained in a single piece R (by Observation 1). Such crossings are available in the DDG even after cutting along C_i .

6. S is a p_x -to- p_y finger of C_i above P .

- 6.1 If $k = \ell < j$ then, if the first edge of \mathcal{C} that leaves C_i after p_k is enclosed by the separation finger, then \mathcal{C} first crosses the separation finger, so we are in case 1.2. If the first edge of \mathcal{C} that leaves C_i after p_k is not enclosed by the separation finger, then S must also cross the separation finger, so we are in case 3.1.
- 6.2 If $k < j$, then $\mathcal{C}[p_k, \cdot]$ must exit the cycle $C_i[p_\ell, p_j] \circ rev(P[p_\ell, p_j])$ (at some vertex a' on the separation finger $C_i[p_\ell, p_j]$) and then (since p_k is enclosed by C_i) intersect C_i again (in this case p_k is on the base of a bottom finger, so the last vertex b of C_i intersected by \mathcal{C} before reaching p_k belongs to this bottom finger). As in case 4 above, if $b \in C_i[a', p_i]$ we could replace $C_i[a', b]$ with $\mathcal{C}[a', b]$ and if $b \in C_i[p_i, a']$ we could replace $C_i[b, a']$ with $\mathcal{C}[b, a']$.
- 6.3 If $i \leq j \leq k$, then the finger S must be such that $x \leq k$. If S is a finger of $C_i[p_j, p_i]$ (i.e., $i < y < x \leq j$), then $\mathcal{C}[p_k, \cdot]$ enters the finger at a and must exit the finger (at some vertex $b \in C_i[p_x, p_y]$) before reaching p_k . Observation 2, the finger S is entirely contained in a single piece R and encloses no holes. Therefore, the boundary vertices b_1 and b_2 preceding and following a on \mathcal{C} belong to the same side of C_i , contradicting their definition. If on the other hand S is a finger of $C_i[p_i, p_\ell]$ (i.e., $\ell < y < x < i$), then first edge of $\mathcal{C}[a, \cdot]$ is enclosed by the cycle $\mathcal{C}[p_k, a] \circ C_i[a, p_y] \circ P[p_y, p_k]$. Thus $\mathcal{C}[a, p_k]$ must exit this cycle before reaching p_k . It can only exit at some vertex $b \in C_i[a, p_y]$. However, this implies that $C_i[a, b]$ and $\mathcal{C}[a, b]$ are two shortest a -to- b paths that do not cross P .
- 6.4 If $j \leq i \leq k$, then as in case 6.3, this means that $\mathcal{C}[p_k, \cdot]$ at vertex a enters the cycle $\mathcal{C}[p_k, a] \circ C_i[a, p_y] \circ P[p_y, p_k]$ and must exit this cycle at some vertex $b \in C_i[a, p_y]$. Implying that $C_i[a, b]$ and $\mathcal{C}[a, b]$ are two shortest a -to- b paths that do not cross P .
- 6.5 If $j \leq k \leq i$, then p_k lies on $C_i[p_j, p_i] = P[p_j, p_i]$, and S is a finger of $C_i[p_i, p_\ell]$. This means that in C_i we could replace $C_i[a, p_k]$ with $\mathcal{C}[a, p_k]$ because $C_i[a, p_k]$ does not visit i , and $\mathcal{C}[a, p_k]$ does not cross P .

Since p_k might not be a boundary vertex of the r -division, we must also argue that p_k is assigned to the subgraph of the DDG in which we have shown \mathcal{C} exists (i.e., either DDG_s or DDG_t). Let p_{first} and p_{last} denote the first and last vertices of P that are also vertices of C_i . We have already seen that, in the cases where \mathcal{C} crosses C_i , p_k either appears before p_{first} or after p_{last} on P . If, on the other hand \mathcal{C} does not cross C_i at all then, since \mathcal{C} crosses P once, p_k cannot be inside a finger. Therefore, either p_k appears on P before p_{first} (and hence also before p_i), or p_k appears on P after p_{last} (and hence also after p_i).

4.5 Additional details about the use of the \mathbb{Z}_2 -homology cover

When information about a DDG edge uv of Q is required during the execution of the algorithm, we want it to correspond to a shortest u -to- v path in R that satisfies Property 1. The appropriate shortest path is represented in the MSSP data structure for the \mathbb{Z}_2 -homology cover of R with H being the subset of holes of R that are not holes of Q . This subset H can be associated with Q at the time the implicit incision along P is made. We need to be able to infer the appropriate label of the vertex v . Among the (DDG) edges of P that form the boundary of Q there is a constant number of edges that split the holes in H (this is because each such edge defines a distinct subpiece of $R \setminus Q$ that contains at least one hole). When R is implicitly cut along P , we mark the endpoints of such edges and store them using a data structure that supports fast predecessor search ((i) given a boundary vertex of P find its marked predecessor on P , and (ii) given a boundary vertex of Q find its marked predecessor on the external boundary of Q). For each pair of marked vertices x, y we store the crossing parity of an x -to- y path in Q with every A_ℓ . These crossing parities can

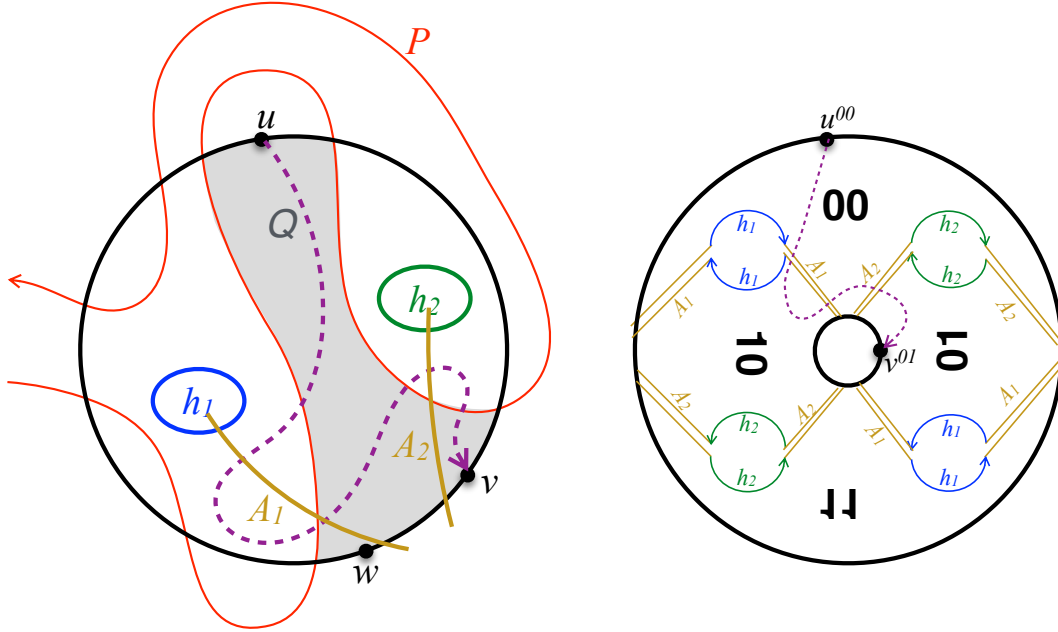


Figure 10: On the left, a piece R (in black) with two holes h_ℓ ($\ell = 1, 2$, green and blue), each with a dual path A_ℓ from the external hole to h_ℓ . The path P (in red) separates R into subpieces, one of which (shaded) is Q . On the right, the \mathbb{Z}_2 -homology cover of R with $H = \{h_1, h_2\}$. A valid (i.e., one whose fingers do not enclose any holes of H) shortest u -to- v path ρ in R must have an even (odd) crossing parity with A_1 (A_2) and therefore corresponds to a u^{00} -to- v^{01} path in the \mathbb{Z}_2 -homology cover. One such valid u -to- v path ρ is illustrated as the dashed (purple) line. Similarly, a valid u -to- w path must have an odd (even) crossing parity with A_1 (A_2) and therefore corresponds to a u^{00} -to- w^{10} path in the \mathbb{Z}_2 -homology cover.

be computed using the information stored in the MSSP data structure for the (DDG) edges of P . Whenever the appropriate label for v for a DDG edge uv is required, it is obtained by querying the label stored for the pair of predecessors of u and v .

5 The Division-Edge technique

A technique of Łącki and Sankowski that we use without change in our algorithm is the use of a *recursion graph* and *division edges* to efficiently keep track of the partition of the graph into subgraphs along the execution of the algorithm. Since most of the algorithm is run on the DDG rather than on the underlying planar graph G , it is necessary to be able to quickly determine how to partition the boundary vertices when separating a graph into the subgraphs enclosed and not enclosed by some cycle of edges in the DDG. Note that this is particularly challenging since, in general, boundary vertices of a piece belong to multiple holes. The recursion graph stores the information required to perform this task.

For each piece R of the r -division with external hole h and a constant number of internal holes $\{h_i\}$, we fix an arbitrary set of mutually noncrossing h -to- h_i paths K_{h_i} . We store for every edge e of the DDG of R the crossing parity number of the path corresponding to e and each K_{h_i} . This information can be computed and stored within the same bounds required to compute and store the DDG.

The recursion graph is a planar embedded graph whose vertices are the boundary vertices of the r -division of the input planar graph. Initially, the only edges in the recursion graph are edges between consecutive boundary vertices of the r -division that lie on the same hole of their piece. The embedding of this initial graph is inherited from the embedding of the input planar graph. Edges between consecutive vertices that do not exist in the original graph are embedded along the corresponding subpath of the hole. Edges are added to the recursion graph when the algorithm separates the graph into internal and external parts with respect to some cycle C of edges in the DDG. For each DDG edge e of C , we add an edge e' to the recursion graph. The edge e' has the same endpoints as e , and is embedded in the recursion graph so that the crossing parity of each K_{h_i} and the curve on the plain that corresponds to e' matches the parity stored for the DDG edge e . This guarantees that the partition of boundary vertices into the internal and external subgraphs with respect to the DDG cycle C is the same as the partition of the vertices with respect to the corresponding cycle in the recursion graph. Since the number of vertices and edges of the recursion graph is linear in the number of boundary vertices, computing the partition of a subgraph G' takes linear time in the number of boundary vertices in G' .

6 Graphs Embedded on a Surface

In this section we briefly describe a generalization of our algorithm for finding the shortest cycle in a graph embedded on a surface with a bounded genus g . We present two algorithms for the problem, one runs in $O(g^2n \log n)$ time with high probability, and the other runs in $O(gn \log^2 n)$ in the worst case. Notice that the duality between cuts and cycles does not hold for $g > 0$, so these algorithms do not find the minimum cut in such graphs.

The first algorithm uses a *greedy system of loops* [9] based at an arbitrary vertex o . This is a set L of $2g$ undirected cycles in G , each of them containing the basepoint o , such that every undirected cycle S in L consists of an edge uv , a shortest o -to- v path and, a shortest o -to- u path. This is similar to a shortest path separator. If we make incisions in G along the paths that define the cycles of L , we remain with a planar graph G_L .

We begin by finding a greedy system of loops L in $O(n)$ time using the algorithm of Erickson and Whittlesey [9]. The shortest cycle in G is either a cycle in G_L , or crosses one of the undirected cycles of L . We find the shortest cycle in G_L in $O(n \log \log n)$ time using the algorithm for planar graphs (to get this time bound we assume that $g = o(\sqrt{n})$, since otherwise the second algorithm which we present next is faster). We find the shortest cycle if it crosses a member of L using an MSSP algorithm, similarly to the implementation of Reif's algorithm [23] which we described in Section 2. We use here the fact that a cycle of L is composed of two shortest paths and that Lemma 1 does not depend on the planarity of the input graph. We apply $O(g)$ times the MSSP algorithm of Cabello et al. [2]. This takes $O(g^2n \log n)$ time with high probability. The shortest cycle in the graph is the shortest among the $O(g)$ cycles that we find for each member of L and the shortest cycle in G_L .

Our second algorithm for embedded graphs uses a *planarizing set*, which is a set of edges or vertices whose removal from the graphs leaves a planar graph. We begin by finding a planarizing set R of $O(\sqrt{gn})$ edges in time linear in the number of the edges of the graph [6]. We remove the edges of R and get a planar graph G_R . We find the shortest cycle in G_R using our algorithm for planar graphs. For each edge uv of R we find the shortest cycle containing uv by computing the shortest v -to- u path. This takes $O(\sqrt{gn} \log^2 n)$ time per edge of R after $O(n \log^2 n)$ time preprocessing using a variant of FR-Dijkstra [10], as noted by Smith. This gives a total running time of $O(gn \log^2 n)$ (we assume here that $g = o(n)$, otherwise it is simple to get this time bound). The shortest cycle

in G is the shortest among the shortest cycle containing edges of R and the shortest cycle in G_R .

References

- [1] G. Borradaile and P. Klein. An $O(n \log n)$ algorithm for maximum st -flow in a directed planar graph. *J. ACM*, 56(2):9, 2009.
- [2] S. Cabello, E. W. Chambers, and J. Erickson. Multiple-source shortest paths in embedded graphs. *SIAM J. Comput.*, 42(4):1542–1571, 2013.
- [3] P. Chalermsook, J. Fakcharoenphol, and D. Nanongkai. A deterministic near-linear time algorithm for finding minimum cuts in planar graphs. In *SODA*, pages 828–829, 2004.
- [4] H.C. Chang and H.I Lu. Computing the girth of a planar graph in linear time. *SIAM J. Comput.*, 42(3):1077–1094, 2013.
- [5] H. N. Djidjev. A faster algorithm for computing the girth of planar and bounded genus graphs. *ACM Trans. Algorithms*, 7(1):3, 2010.
- [6] H. N. Djidjev and S. M. Venkatesan. Planarization of graphs embedded on surfaces. In *WG*, pages 62–72, 1995.
- [7] D. Eppstein. Subgraph isomorphism in planar graphs and related problems. *J. Graph Algorithms Appl.*, 3(3):1–27, 1999.
- [8] J. Erickson and A. Nayyeri. Minimum cuts and shortest non-separating cycles via homology covers. In *SODA*, pages 1166–1176, 2011.
- [9] J. Erickson and K. Whittlesey. Greedy optimal homotopy and homology generators. In *SODA*, pages 1038–1046, 2005.
- [10] J. Fakcharoenphol and S. Rao. Planar graphs, negative weight edges, shortest paths, and near linear time. *J. Comput. Syst. Sci.*, 72(5):868–889, 2006.
- [11] K. Fox and J. Erickson. private communication. 2016.
- [12] G. N. Frederickson. Fast algorithms for shortest paths in planar graphs, with applications. *SIAM J. Comput.*, 16(6):1004–1022, 1987.
- [13] M. R. Henzinger, P. Klein, S. Rao, and S. Subramanian. Faster shortest-path algorithms for planar graphs. *J. Comput. Syst. Sci.*, 55(1):3–23, 1997.
- [14] G. F. Italiano, Y. Nussbaum, P. Sankowski, and C. Wulff-Nilsen. Improved algorithms for min cut and max flow in undirected planar graphs. In *STOC*, pages 313–322, 2011.
- [15] L. Janiga and V. Koubek. Minimum cut in directed planar networks. *Kybernetika*, 28(1):37–49, 1992.
- [16] H. Kaplan and Y. Nussbaum. Minimum s - t cut in undirected planar graphs when the source and the sink are close. In *STACS*, pages 117–128, 2011.
- [17] P. N. Klein. Multiple-source shortest paths in planar graphs. In *SODA*, pages 146–155, 2005.
- [18] P. N. Klein, S. Mozes, and C. Sommer. Structured recursive separator decompositions for planar graphs in linear time. In *STOC*, pages 505–514, 2013.

- [19] R. J. Lipton and R. E. Tarjan. A separator theorem for planar graphs. *SIAM J. Appl. Math.*, 36(2):177–189, 1979.
- [20] J. Łącki and P. Sankowski. Min-cuts and shortest cycles in planar graphs in $O(n \log \log n)$ time. In *ESA*, pages 155–166, 2011.
- [21] R. Motwani and P. Raghavan. *Randomized algorithms*. Press Syndicate of the University of Cambridge, 1995.
- [22] K. Mulmuley, U. Vazirani, and V. Vazirani. Matching is as easy as matrix inversion. *Combinatorica*, 7(1):105–113, 1987.
- [23] J. H. Reif. Minimum s - t cut of a planar undirected network in $O(n \log^2 n)$ time. *SIAM J. Comput.*, 12(1):71–81, 1983.
- [24] K. Weihe. Maximum (s,t) -flows in planar networks in $O(|V| \log |V|)$ -time. *J. of Comp and Sys. Sci.*, 55(3):454–476, 1997.
- [25] O. Weimann and R. Yuster. Computing the girth of a planar graph in $O(n \log n)$ time. *SIAM J. Discrete Math*, 24(2):609–616, 2010.
- [26] C. Wulff-Nilsen. Girth of a planar digraph with real edge weights in $O(n \log^3 n)$ time. *arXiv:0908.0697*, 2010.