

Algebraic Construction of Tail-Biting Trellises for Linear Block Codes

Masato Tajima, *Senior Member, IEEE*

Abstract—In this paper, we present an algebraic construction of tail-biting trellises. The proposed method is based on the state space expressions, i.e., the state space is the image of the set of information sequences under the associated state matrix. Then combining with the homomorphism theorem, an algebraic trellis construction is obtained. We show that a tail-biting trellis constructed using the proposed method is isomorphic to the associated Koetter–Vardy (KV) trellis and tail-biting Bahl–Cocke–Jelinek–Raviv (BCJR) trellis. We also evaluate the complexity of the obtained tail-biting trellises. On the other hand, a matrix consisting of linearly independent rows of the characteristic matrix is regarded as a generalization of minimal-span generator matrices. Then we show that a KV trellis is constructed based on an extended minimal-span generator matrix. It is shown that this construction is a natural extension of the method proposed by McEliece (1996).

Index Terms—Block codes, algebraic construction, KV trellises, tail-biting BCJR trellises, tail-biting trellises.

I. INTRODUCTION

FROM the 1980s to 1990s, trellis representations of linear block codes were studied with a great interest [7], [8], [14], [16], [17], [20], [22], [38]. Subsequently, tail-biting trellises of linear block codes have received much attention. There have been many contributions to the subject [4], [9], [10], [11], [15], [18], [23], [25], [33], [35]. Given a linear block code, there exists a unique minimal conventional trellis. This trellis simultaneously minimizes all measures of trellis complexity. However, tail-biting trellises do not have such a property. That is, minimality of tail-biting trellises depends on the measure being used [15]. Despite these difficulties, tail-biting trellises have been studied with a great interest. This is due to the fact that the complexity of a tail-biting trellis may be much lower than that of the minimal conventional trellis. A remarkable advance has been made by Koetter and Vardy [15]. They showed that for a k -dimensional linear block code of length n with full support, there exists a list of n characteristic generators (i.e., a *characteristic matrix* [15]) from which all minimal tail-biting trellises can be obtained. A different method of producing tail-biting trellises was proposed by Nori and Shankar [23]. They used the *Bahl-Cocke-Jelinek-Raviv* (BCJR) construction [3] in order to obtain tail-biting trellises. In this construction, each path in the conventional trellis is displaced using a *displacement matrix* [23] which is defined based on the spans of a generator matrix of the given

code. These works were further investigated by Gluesing-Luerssen and Weaver [9], [10]. They carefully examined the works by Koetter and Vardy and by Nori and Shankar. In particular, they noted the fact that the characteristic matrix associated with a given code is not unique in general. Taking account of this fact, they have refined and generalized the previous works.

This paper focuses on algebraic constructions of tail-biting trellises. In 1988, Forney [7], in an appendix to a paper on coset codes, provided an algebraic characterization of conventional trellises, which resulted in a great interest in the subject. In connection with algebraic trellis constructions, Nori and Shankar [23] discussed a generalization of the Forney construction [7] to tail-biting trellises. On the other hand, the state and edge spaces of a tail-biting trellis have been characterized by Gluesing-Luerssen and Weaver [9], [10]. Let M_i be the state matrix at level i of a *Koetter-Vardy* (KV) trellis of a linear block code C . Then the state space is given by $V_i = \text{im}M_i$ (i.e., the image of F^k under the linear mapping M_i , where F^k denotes the set of information sequences of length k). Similarly, let N_i be the state matrix at level i of a tail-biting BCJR trellis of C . Then the state space is given by $V_i = \text{im}N_i$. From these expressions, we noticed that the *homomorphism theorem* can be applied to $V_i = \text{im}M_i$ ($V_i = \text{im}N_i$). That is, we have

$$\begin{aligned} V_i &= \text{im}M_i \cong F^k / \ker(M_i), \quad \text{for } i = 0, \dots, n-1 \\ V_i &= \text{im}N_i \cong F^k / \ker(N_i), \quad \text{for } i = 0, \dots, n-1, \end{aligned}$$

where $\ker(M_i)$ and $\ker(N_i)$ are the kernels of the linear mappings M_i and N_i , respectively. These equations directly provide an algebraic construction of tail-biting trellises. In this paper, based on these fundamental relations, we propose an algebraic construction of tail-biting trellises for linear block codes. It is shown that a tail-biting trellis constructed using the proposed method is isomorphic to the associated KV trellis and tail-biting BCJR trellis. We also evaluate the complexity of the obtained tail-biting trellises.

On the other hand, note that characteristic generators may be regarded as a generalization of *minimal-span generator matrices* (MSGM's) in the realm of conventional trellises [10]. Hence, it is reasonable to think that a tail-biting trellis can also be constructed based on a kind of MSGM. Suppose that G consists of k linearly independent rows of a characteristic matrix. Then G is regarded as a generalization of MSGM. We call such a generator matrix an *extended minimal-span generator matrix* (e-MSGM). We show that a KV trellis is constructed based on an e-MSGM. We also discuss the

M. Tajima was with the Graduate School of Science and Engineering, University of Toyama, 3190 Gofuku, Toyama 930-8555, Japan (e-mail: masatotjm@kind.ocn.ne.jp).

relationship between the proposed algebraic construction and the construction based on e-MSGM's.

The paper is organized as follows. The basic notions for tail-biting trellises are given in Section II. In Section III, we first review the algebraic trellis construction by Nori and Shankar. After that we will present an algebraic construction of tail-biting trellises. The proposed construction is based on the state-space expressions combined with the homomorphism theorem. The complexity of tail-biting trellises obtained using the proposed construction will be evaluated in Section IV. In Section V, we discuss the tail-biting trellis construction based on e-MSGM's. Finally, conclusions are provided in Section VI.

II. PRELIMINARIES

In this section, we introduce the basic notions needed in this paper. We always assume that the underlying field is $F = GF(2)$. Denote by C an (n, k) linear block code defined by a generator matrix G and a corresponding parity-check matrix H . Let

$$G = \begin{pmatrix} \mathbf{g}_1 \\ \mathbf{g}_2 \\ \dots \\ \mathbf{g}_k \end{pmatrix} \quad (1)$$

$$= (\bar{\mathbf{g}}_1 \quad \bar{\mathbf{g}}_2 \quad \dots \quad \bar{\mathbf{g}}_n) \quad (2)$$

$$H = (\mathbf{h}_1 \quad \mathbf{h}_2 \quad \dots \quad \mathbf{h}_n). \quad (3)$$

A tail-biting trellis $T = (V, E)$ of depth n over the field F is a directed edge-labeled graph with the property that the vertex set V partitions into n disjoint sets $V = V_0 \cup V_1 \cup \dots \cup V_{n-1}$. Here every edge in T starts in V_{i-1} and ends in $V_i \bmod n$. An edge is a triple $(v, a, w) \in V_{i-1} \times F \times V_i$. We call V_i the *state space* of the trellis at level i . Thus its elements are called the *states* at that level. A *cycle* in T is a closed path of length n . We assume that the cycles start and end at the same state in V_0 . If $|V_0| = 1$, the trellis is called *conventional*.

In addition to the labeling of edges, each vertex in V_i can also be labeled. The resulting trellis is termed a labeled trellis. Then every cycle in a labeled tail-biting trellis T consists of the labels of edges and vertices in the cycle. Such a sequence is termed a label sequence in T . The set of all the label sequences in a labeled tail-biting trellis T is called the label code of T , denoted by $S(T)$. We call a trellis *reduced* if every state and every edge appears in at least one cycle. A labeled trellis T is said to be *linear*, if T is reduced and $S(T)$ is a linear code over F . Linear trellises $T = (V, E)$ and $T' = (V', E')$ are called *isomorphic* if there exists a bijection $\phi: V \rightarrow V'$ such that (a restriction) $\phi|_{V_i}: V_i \rightarrow V'_i$ ($0 \leq i \leq n-1$) is an isomorphism and $(v, a, w) \in E_i \leftrightarrow (\phi(v), a, \phi(w)) \in E'_i$ for all i ($1 \leq i \leq n$).

Given a codeword $\mathbf{x} \in C$, a span of \mathbf{x} , denoted $[\mathbf{x}]$, is a semiopen interval $(a, b]$ such that the corresponding closed interval $[a, b]$ contains all the nonzero positions of \mathbf{x} . We call the intervals $(a, b]$ and $[a, b]$ *conventional* if $a \leq b$ and *circular* otherwise.

Remark 1: Note that $[\mathbf{x}]$ does not contain the starting point a in the span. This is very convenient for the definition of

elementary trellises [15]. On the other hand, a closed interval $[a, b]$ is adopted as a span in [20] and [23]. Hence, we use the latter, if necessary. Also, take notice of the numbering of indices for a codeword. We assume that the index starts in 0 and ends in $n-1$ for KV trellises.

Let $X \in F^{n \times n}$ be a *characteristic matrix* [15] of C . The rows of X are called characteristic generators. Let $(a_l, b_l]$ be the span of a characteristic generator \mathbf{g}_l . Note that a_1, \dots, a_n are distinct and b_1, \dots, b_n are distinct. Let $T_{\mathbf{g}_l, (a_l, b_l]}$ be the *elementary trellis* [15] corresponding to a characteristic generator \mathbf{g}_l . A trellis of the form $T_{\mathbf{g}_{l_1}, (a_{l_1}, b_{l_1})] \times \dots \times T_{\mathbf{g}_{l_k}, (a_{l_k}, b_{l_k})]}$, where $\mathbf{g}_{l_1}, \dots, \mathbf{g}_{l_k}$ are linearly independent rows of X , is called a *KV trellis* [9], [15] of C .

Remark 2: The name KV trellises is used more generally for product trellises of the type $T_{G,S}$, where G is a generator matrix and S is the corresponding span list.

Next, we consider a tail-biting BCJR trellis introduced by Nori and Shankar [23]. Denote by G and H the generator matrix and parity-check matrix of C , respectively. Let $S = \{(a_l, b_l], 1 \leq l \leq k\}$ be a span list of G . A displacement matrix Θ , defined by Nori and Shankar, is a design parameter for the construction of good trellises. In this paper, Θ is defined based on S as follows (see [9] or [23]):

$$\Theta = \begin{pmatrix} \mathbf{d}_{g_1} \\ \mathbf{d}_{g_2} \\ \dots \\ \mathbf{d}_{g_k} \end{pmatrix} \in F^{k \times (n-k)} \text{ with } \mathbf{d}_l = \sum_{j=a_l}^n g_{lj} \mathbf{h}_j^T, \quad (4)$$

where $\mathbf{g}_l = (g_{l1}, \dots, g_{ln})$ is a generator $\in G$ with span $[a_l, b_l]$ (T means transpose). Note that if \mathbf{g}_l has a conventional span, then $\mathbf{d}_l = \mathbf{0}$. The displacement vector \mathbf{d}_c for any codeword $\mathbf{c} \in C$ is defined as follows [23]:

$$\mathbf{d}_c = \sum_{i=1}^k \alpha_i \mathbf{d}_{g_i}, \text{ where } \mathbf{c} = \sum_{i=1}^k \alpha_i \mathbf{g}_i, \alpha_i \in F, \mathbf{g}_i \in G. \quad (5)$$

Denote by $T_{(G,H,\Theta)}$ the resulting trellis. The trellis $T_{(G,H,\Theta)}$ is called a tail-biting BCJR trellis [9], [23].

III. ALGEBRAIC CONSTRUCTION OF TAIL-BITING TRELLISES

Nori and Shankar [23, Section V] generalized the Forney construction [7] for conventional trellises to tail-biting trellises. In this section, we will attempt to do the same thing in a somewhat different way.

A. Review of the tail-biting Forney trellis introduced by Nori and Shankar

Consider the $(7, 4)$ Hamming code C defined by the following generator matrix G and parity-check matrix H (cf. [23, Examples 14 and 16]):

$$H = \begin{pmatrix} 1 & 1 & 0 & 0 & 1 & 0 & 1 \\ 1 & 1 & 1 & 0 & 0 & 1 & 0 \\ 0 & 1 & 1 & 1 & 0 & 0 & 1 \end{pmatrix} \quad (6)$$

$$= (\mathbf{h}_1 \quad \mathbf{h}_2 \quad \mathbf{h}_3 \quad \mathbf{h}_4 \quad \mathbf{h}_5 \quad \mathbf{h}_6 \quad \mathbf{h}_7)$$

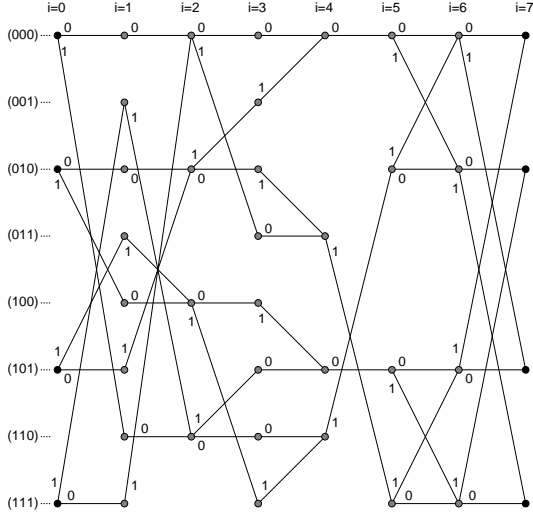


Fig. 1. The tail-biting BCJR trellis based on (G, H, Θ) .

$$\begin{aligned}
 G &= \begin{pmatrix} 1 & 0 & 0 & 0 & 1 & 1 & 0 \\ 0 & 0 & 1 & 0 & 1 & 1 & 1 \\ 0 & 1 & 0 & 0 & 0 & 1 & 1 \\ 0 & 1 & 1 & 1 & 0 & 0 & 1 \end{pmatrix} \begin{matrix} [1, 6] \\ [3, 7] \\ [6, 2] \\ [7, 4] \end{matrix} \\
 &= \begin{pmatrix} \mathbf{g}_1 \\ \mathbf{g}_2 \\ \mathbf{g}_3 \\ \mathbf{g}_4 \end{pmatrix}.
 \end{aligned} \tag{7}$$

First, we construct the tail-biting BCJR trellis introduced by Nori and Shankar [23]. Note that \mathbf{g}_1 and \mathbf{g}_2 have conventional spans, whereas \mathbf{g}_3 and \mathbf{g}_4 have circular spans $[6, 2]$ and $[7, 4]$, respectively. Hence, the corresponding displacement matrix Θ is given by

$$\begin{aligned}
 \Theta &= \begin{pmatrix} \mathbf{d}_{g_1} \\ \mathbf{d}_{g_2} \\ \mathbf{d}_{g_3} \\ \mathbf{d}_{g_4} \end{pmatrix} \\
 &= \begin{pmatrix} 0 & 0 & 0 \\ 0 & 0 & 0 \\ 1 & 1 & 1 \\ 1 & 0 & 1 \end{pmatrix}.
 \end{aligned} \tag{8}$$

The resulting tail-biting BCJR trellis $T_{(G,H,\Theta)}$ is shown in Fig.1.

On the other hand, G can be decomposed as follows:

$$G = \begin{pmatrix} G_0 \\ G_d \end{pmatrix}, \tag{9}$$

where

$$G_0 = \begin{pmatrix} \mathbf{g}_1 \\ \mathbf{g}_2 \end{pmatrix} \tag{10}$$

$$G_d = \begin{pmatrix} \mathbf{g}_3 \\ \mathbf{g}_4 \end{pmatrix}. \tag{11}$$

Here let C_0 be the linear subcode generated by G_0 and then consider the partition $C/C_0 = \{C_0, C_1, C_2, C_3\}$. We have

$$\begin{aligned}
 C_0 &= \{0000000, 0010111, 1000110, 1010001\} \\
 C_1 &= \{0100011, 0110100, 1100101, 1110010\} \\
 C_2 &= \{0111001, 0101110, 1111111, 1101000\} \\
 C_3 &= \{0011010, 0001101, 1011100, 1001011\}.
 \end{aligned}$$

Remark 1: In this paper, we regard the first element of each coset as the representative.

We see that G_d is a generator matrix for the set of representatives of the cosets C_l ($0 \leq l \leq 3$).

Next, for the cosets C_l , $0 \leq l \leq 3$, we define the following mappings:

$$\pi_{i,0}(\mathbf{c}) = c_1 \mathbf{h}_1^T + \cdots + c_i \mathbf{h}_i^T \tag{12}$$

$$\pi_{i,1}(\mathbf{c}) = c_1 \mathbf{h}_1^T + \cdots + c_i \mathbf{h}_i^T + \mathbf{d}_{g_3} \tag{13}$$

$$\pi_{i,2}(\mathbf{c}) = c_1 \mathbf{h}_1^T + \cdots + c_i \mathbf{h}_i^T + \mathbf{d}_{g_4} \tag{14}$$

$$\pi_{i,3}(\mathbf{c}) = c_1 \mathbf{h}_1^T + \cdots + c_i \mathbf{h}_i^T + \mathbf{d}_{g_3} + \mathbf{d}_{g_4}, \tag{15}$$

where $\mathbf{c} = (c_1, c_2, \dots, c_7)$ denotes any codeword in coset C_l .

For each i , $\bar{C}_{i0} = \bigcup_{0 \leq l \leq 3} \{\mathbf{c} \in C_l : \pi_{i,l}(\mathbf{c}) = \mathbf{0}\}$ is computed as follows:

$$\begin{aligned}
 i = 0 : \bar{C}_{00} &= \{0000000, 0010111, 1000110, 1010001\} \\
 i = 1 : \bar{C}_{10} &= \{0000000, 0010111\} \\
 i = 2 : \bar{C}_{20} &= \{0000000, 0010111, 0100011, 0110100\} \\
 i = 3 : \bar{C}_{30} &= \{0000000, 0100011\} \\
 i = 4 : \bar{C}_{40} &= \{0000000, 0100011, 0111001, 0011010\} \\
 i = 5 : \bar{C}_{50} &= \{0000000, 0100011, 0111001, 0011010\} \\
 i = 6 : \bar{C}_{60} &= \{0000000, 1000110, 0111001, 1111111\}.
 \end{aligned}$$

Note that \bar{C}_{i0} is a linear subcode of C for each i . Hence, we can think of the partition C/\bar{C}_{i0} . We have the following:

$$\begin{aligned}
 i = 0 : \bar{C}_{00} &= \{0000000, 0010111, 1000110, 1010001\} \\
 \bar{C}_{01} &= \{0111001, 0101110, 1111111, 1101000\} \\
 \bar{C}_{02} &= \{0100011, 0110100, 1100101, 1110010\} \\
 \bar{C}_{03} &= \{0011010, 0001101, 1011100, 1001011\} \\
 i = 1 : \bar{C}_{10} &= \{0000000, 0010111\} \\
 \bar{C}_{11} &= \{1000110, 1010001\} \\
 \bar{C}_{12} &= \{0111001, 0101110\} \\
 \bar{C}_{13} &= \{1111111, 1101000\} \\
 \bar{C}_{14} &= \{0100011, 0110100\} \\
 \bar{C}_{15} &= \{1100101, 1110010\} \\
 \bar{C}_{16} &= \{0011010, 0001101\} \\
 \bar{C}_{17} &= \{1011100, 1001011\} \\
 i = 2 : \bar{C}_{20} &= \{0000000, 0100011, 0010111, 0110100\} \\
 \bar{C}_{21} &= \{0111001, 0011010, 0101110, 0001101\} \\
 \bar{C}_{22} &= \{1000110, 1100101, 1010001, 1110010\} \\
 \bar{C}_{23} &= \{1111111, 1011100, 1101000, 1001011\} \\
 i = 3 : \bar{C}_{30} &= \{0000000, 0100011\} \\
 \bar{C}_{31} &= \{0111001, 0011010\}
 \end{aligned}$$

$$\begin{aligned}
\bar{C}_{32} &= \{0010111, 0110100\} \\
\bar{C}_{33} &= \{0101110, 0001101\} \\
\bar{C}_{34} &= \{1000110, 1100101\} \\
\bar{C}_{35} &= \{1111111, 1011100\} \\
\bar{C}_{36} &= \{1010001, 1110010\} \\
\bar{C}_{37} &= \{1101000, 1001011\} \\
i = 4: \bar{C}_{40} &= \{0000000, 0111001, 0100011, 0011010\} \\
\bar{C}_{41} &= \{0010111, 0101110, 0110100, 0001101\} \\
\bar{C}_{42} &= \{1000110, 1111111, 1100101, 1011100\} \\
\bar{C}_{43} &= \{1010001, 1101000, 1110010, 1001011\} \\
i = 5: \bar{C}_{50} &= \{0000000, 0111001, 0100011, 0011010\} \\
\bar{C}_{51} &= \{0010111, 0101110, 0110100, 0001101\} \\
\bar{C}_{52} &= \{1000110, 1111111, 1100101, 1011100\} \\
\bar{C}_{53} &= \{1010001, 1101000, 1110010, 1001011\} \\
i = 6: \bar{C}_{60} &= \{0000000, 0111001, 1000110, 1111111\} \\
\bar{C}_{61} &= \{0100011, 0011010, 1100101, 1011100\} \\
\bar{C}_{62} &= \{0010111, 0101110, 1010001, 1101000\} \\
\bar{C}_{63} &= \{0110100, 0001101, 1110010, 1001011\}.
\end{aligned}$$

Now a tail-biting trellis can be constructed based on the above results. That is, for each codeword $c \in C$, the corresponding path (i.e., cycle) is obtained by tracing the cosets \bar{C}_{il} which contain c . The obtained tail-biting trellis is shown in Fig.2. The states in Fig.2 are labeled by the representatives in the cosets \bar{C}_{il} , $0 \leq i \leq 6$.

Also, a modified tail-biting trellis obtained using state permutations is shown in Fig.3. We observe that the trellis in Fig.3 is identical to the one in Fig.1.

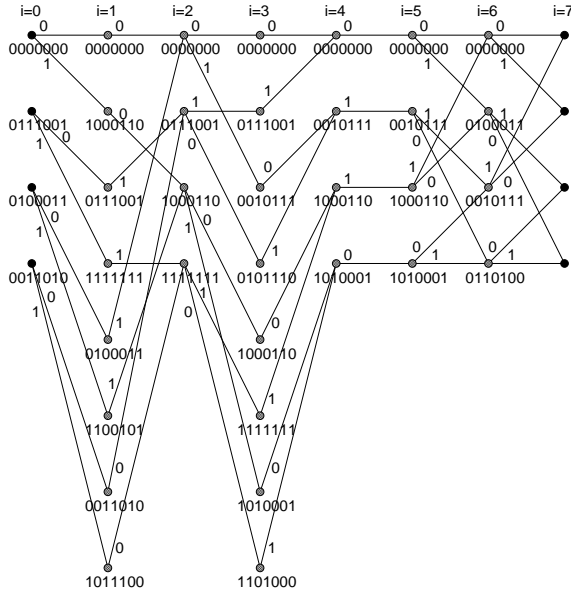


Fig. 2. The tail-biting trellis obtained using an algebraic construction.

B. Algebraic construction of a tail-biting BCJR trellis

The argument in the previous section, though it was presented in terms of a specific example, implies that a tail-

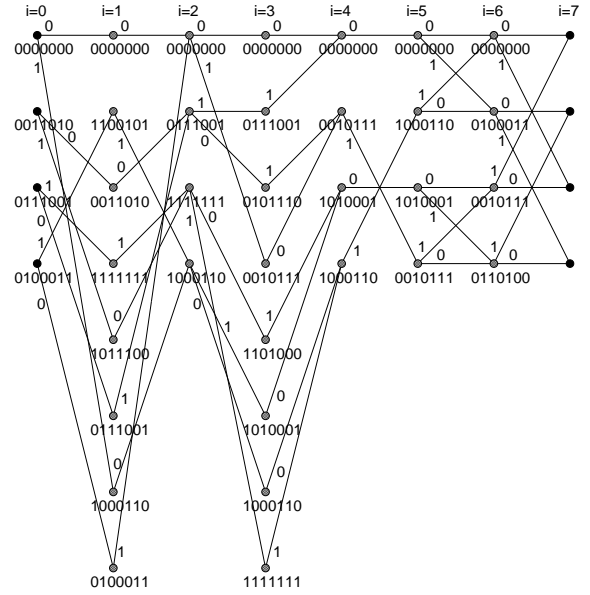


Fig. 3. A modified tail-biting trellis obtained using state permutations.

biting BCJR trellis can be constructed using an algebraic method. Let C be an (n, k) linear block code defined by the generator matrix G and parity-check matrix H . Denote by Θ the associated displacement matrix determined by (G, H) and by the span list of G . Consider the tail-biting BCJR trellis $T_{(G,H,\Theta)}$ constructed based on (G, H, Θ) . In the following, let A_i denote the submatrix consisting of the first i columns of A . The state matrix at level i , denoted by N_i , is given by

$$N_i = G_i H_i^T + \Theta, \text{ for } i = 0, \dots, n-1. \quad (16)$$

In this case [9], [10], the state space at level i is expressed as

$$V_i = \text{im} N_i, \text{ for } i = 0, \dots, n-1. \quad (17)$$

Using the homomorphism theorem, the right-hand side becomes

$$\text{im} N_i \cong \mathbb{F}^k / \ker(N_i), \text{ for } i = 0, \dots, n-1, \quad (18)$$

where $\ker(N_i)$ is the kernel of the linear mapping induced by N_i . Then we have

$$V_i = \text{im} N_i \cong \mathbb{F}^k / \ker(N_i), \text{ for } i = 0, \dots, n-1. \quad (19)$$

Remark 2: Consider the example in the previous section. The kernels $\ker(N_i)$ ($0 \leq i \leq 6$) are obtained as follows:

$$\begin{aligned}
\ker(N_0) &= \{0000, 0100, 1000, 1100\} \\
\ker(N_1) &= \{0000, 0100\} \\
\ker(N_2) &= \{0000, 0010, 0100, 0110\} \\
\ker(N_3) &= \{0000, 0010\} \\
\ker(N_4) &= \{0000, 0001, 0010, 0011\} \\
\ker(N_5) &= \{0000, 0001, 0010, 0011\} \\
\ker(N_6) &= \{0000, 0001, 1000, 1001\}.
\end{aligned}$$

Though the elements of $\ker(N_i)$ are \mathbf{u} 's $\in \mathbb{F}^4$, these elements can be identified with the corresponding codewords \mathbf{c} 's $\in C$.

We see that the resulting set of codewords coincides with \bar{C}_{i0} , $0 \leq i \leq 6$. In other words, $\bar{C}_{i0} = \bigcup_{0 \leq l \leq 3} \{c \in C_l : \pi_{i,l}(c) = \mathbf{0}\}$ is equal to $\ker(N_i)$.

For $i = 0, \dots, n-1$, let

$$\mathbb{F}^k / \ker(N_i) = \{\bar{C}_{i0}, \bar{C}_{i1}, \dots, \bar{C}_{i,m(i)-1}\}. \quad (20)$$

Here it is assumed that the elements in \bar{C}_{il} have been transformed into the corresponding codewords. In this case, a tail-biting trellis is constructed by tracing the cosets \bar{C}_{il} which contain c for each codeword $c \in C$. More precisely, there is an edge $e \in E_i$ labeled c_i from a vertex $v \in V_{i-1}$ to a vertex $w \in V_i$, if and only if there exists a codeword $c = (c_1, \dots, c_n) \in C$ such that $c \in v \cap w$.

Similarly, we have the following for the edge spaces E_i :

$$\begin{aligned} E_i &= \text{im}(N_{i-1}, \bar{g}_i, N_i) \\ &\cong \mathbb{F}^k / \ker(N_{i-1}, \bar{g}_i, N_i), \text{ for } i = 1, \dots, n, \end{aligned} \quad (21)$$

where \bar{g}_i denotes the i th column of G .

For the obtained tail-biting trellis, we have the following.

Proposition 1: A tail-biting trellis obtained using the proposed construction, denoted by T_{alg} , is isomorphic to the associated tail-biting BCJR trellis $T_{(G,H,\Theta)}$.

Proof: The proposed method is based on the isomorphism:

$$\text{im}N_i \cong \mathbb{F}^k / \ker(N_i), \text{ for } n = 0, \dots, n-1.$$

For $\mathbf{u}, \mathbf{u}' \in \mathbb{F}^k$, let

$$\begin{aligned} \mathbf{c} &= (c_1, \dots, c_i, \dots, c_n) \\ \mathbf{c}' &= (c'_1, \dots, c'_i, \dots, c'_n) \end{aligned}$$

be the corresponding codewords. Here suppose that $\mathbf{u} - \mathbf{u}' \in \ker(N_i)$. This means that \mathbf{c} and \mathbf{c}' are contained in the same coset, i.e., go through the same state at level i . On the other hand, $\mathbf{u} - \mathbf{u}' \in \ker(N_i)$ is equivalent to $\mathbf{u}N_i = \mathbf{u}'N_i$. Hence, noting $N_i = G_i H_i^T + \Theta$, we have

$$\begin{aligned} c_1 \mathbf{h}_1^T + \dots + c_i \mathbf{h}_i^T + (u_1 \mathbf{d}_{g_1} + \dots + u_k \mathbf{d}_{g_k}) \\ = c'_1 \mathbf{h}_1^T + \dots + c'_i \mathbf{h}_i^T + (u'_1 \mathbf{d}_{g_1} + \dots + u'_k \mathbf{d}_{g_k}). \end{aligned}$$

The last equation means that \mathbf{c} and \mathbf{c}' define the same state at level i in the tail-biting BCJR trellis. ■

Example 1 (Nori and Shankar [23]): Consider the (7, 4) Hamming code defined by the following generator matrix G and parity-check matrix H :

$$H = \begin{pmatrix} 1 & 1 & 0 & 0 & 1 & 0 & 1 \\ 1 & 1 & 1 & 0 & 0 & 1 & 0 \\ 0 & 1 & 1 & 1 & 0 & 0 & 1 \end{pmatrix} \quad (22)$$

$$\begin{aligned} G &= \begin{pmatrix} 0 & 0 & 0 & 1 & 1 & 0 & 1 \\ 1 & 1 & 0 & 1 & 0 & 0 & 0 \\ 0 & 0 & 1 & 1 & 0 & 1 & 0 \\ 1 & 0 & 1 & 0 & 0 & 0 & 1 \end{pmatrix} \begin{matrix} [4, 7] \\ [1, 4] \\ [3, 6] \\ [7, 3] \end{matrix} \quad (23) \\ &= \begin{pmatrix} \mathbf{g}_1 \\ \mathbf{g}_2 \\ \mathbf{g}_3 \\ \mathbf{g}_4 \end{pmatrix}. \end{aligned}$$

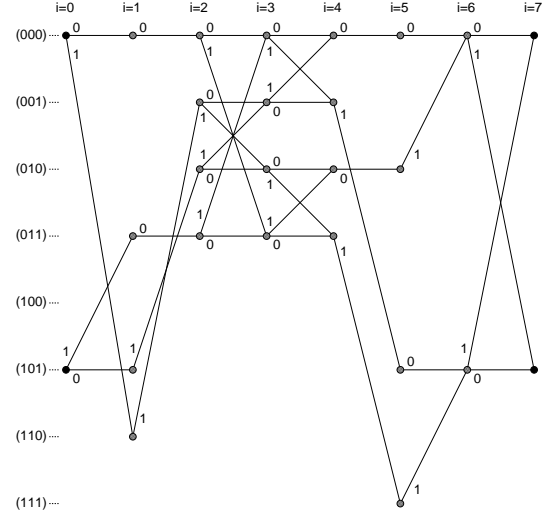


Fig. 4. The tail-biting BCJR trellis based on (G, H, Θ) .

Since \mathbf{g}_4 has a circular span $[7, 3]$, the corresponding displacement matrix is given by

$$\begin{aligned} \Theta &= \begin{pmatrix} \mathbf{d}_{g_1} \\ \mathbf{d}_{g_2} \\ \mathbf{d}_{g_3} \\ \mathbf{d}_{g_4} \end{pmatrix} \\ &= \begin{pmatrix} 0 & 0 & 0 \\ 0 & 0 & 0 \\ 0 & 0 & 0 \\ 1 & 0 & 1 \end{pmatrix}. \end{aligned} \quad (24)$$

The tail-biting BCJR trellis $T_{(G,H,\Theta)}$ is shown in Fig.4.

In order to construct a tail-biting trellis using the proposed method, we first compute the state matrices N_i ($0 \leq i \leq 6$). They are given as follows:

$$\begin{aligned} N_0 &= \begin{pmatrix} 0 & 0 & 0 \\ 0 & 0 & 0 \\ 0 & 0 & 0 \\ 1 & 0 & 1 \end{pmatrix} (= \Theta) \\ N_1 &= \begin{pmatrix} 0 & 0 & 0 \\ 1 & 1 & 0 \\ 0 & 0 & 0 \\ 0 & 1 & 1 \end{pmatrix} \\ N_2 &= \begin{pmatrix} 0 & 0 & 0 \\ 0 & 0 & 1 \\ 0 & 0 & 0 \\ 0 & 1 & 1 \end{pmatrix} \\ N_3 &= \begin{pmatrix} 0 & 0 & 0 \\ 0 & 0 & 1 \\ 0 & 1 & 1 \\ 0 & 0 & 0 \end{pmatrix} \\ N_4 &= \begin{pmatrix} 0 & 0 & 1 \\ 0 & 0 & 0 \\ 0 & 1 & 0 \\ 0 & 0 & 0 \end{pmatrix} \end{aligned}$$

$$N_5 = \begin{pmatrix} 1 & 0 & 1 \\ 0 & 0 & 0 \\ 0 & 1 & 0 \\ 0 & 0 & 0 \end{pmatrix}$$

$$N_6 = \begin{pmatrix} 1 & 0 & 1 \\ 0 & 0 & 0 \\ 0 & 0 & 0 \\ 0 & 0 & 0 \end{pmatrix}.$$

Next, $\ker(N_i)$ ($0 \leq i \leq 6$) are determined as follows:

$$\begin{aligned} \ker(N_0) &= \{0000, 0010, 0100, 0110, \\ &\quad 1000, 1010, 1100, 1110\} \\ \ker(N_1) &= \{0000, 0010, 1000, 1010\} \\ \ker(N_2) &= \{0000, 0010, 1000, 1010\} \\ \ker(N_3) &= \{0000, 0001, 1000, 1001\} \\ \ker(N_4) &= \{0000, 0001, 0100, 0101\} \\ \ker(N_5) &= \{0000, 0001, 0100, 0101\} \\ \ker(N_6) &= \{0000, 0001, 0010, 0011, \\ &\quad 0100, 0101, 0110, 0111\}. \end{aligned}$$

These kernels can also be expressed in terms of the corresponding codewords:

$$\begin{aligned} i=0: \bar{C}_{00} &= \{0000000, 0011010, 1101000, 1110010, \\ &\quad 0001101, 0010111, 1100101, 1111111\} \\ i=1: \bar{C}_{10} &= \{0000000, 0011010, 0001101, 0010111\} \\ i=2: \bar{C}_{20} &= \{0000000, 0011010, 0001101, 0010111\} \\ i=3: \bar{C}_{30} &= \{0000000, 1010001, 0001101, 1011100\} \\ i=4: \bar{C}_{40} &= \{0000000, 1010001, 1101000, 0111001\} \\ i=5: \bar{C}_{50} &= \{0000000, 1010001, 1101000, 0111001\} \\ i=6: \bar{C}_{60} &= \{0000000, 1010001, 0011010, 1001011, \\ &\quad 1101000, 0111001, 1110010, 0100011\}. \end{aligned}$$

Then the partitions C/\bar{C}_{i0} are given as follows:

$$\begin{aligned} i=0: \bar{C}_{00} &= \{0000000, 0011010, 1101000, 1110010, \\ &\quad 0001101, 0010111, 1100101, 1111111\} \\ \bar{C}_{01} &= \{1010001, 1001011, 0111001, 0100011, \\ &\quad 1011100, 1000110, 0110100, 0101110\} \\ i=1: \bar{C}_{10} &= \{0000000, 0011010, 0001101, 0010111\} \\ \bar{C}_{11} &= \{1010001, 1001011, 1011100, 1000110\} \\ \bar{C}_{12} &= \{1101000, 1110010, 1100101, 1111111\} \\ \bar{C}_{13} &= \{0111001, 0100011, 0110100, 0101110\} \\ i=2: \bar{C}_{20} &= \{0000000, 0011010, 0001101, 0010111\} \\ \bar{C}_{21} &= \{1010001, 1001011, 1011100, 1000110\} \\ \bar{C}_{22} &= \{1101000, 1110010, 1100101, 1111111\} \\ \bar{C}_{23} &= \{0111001, 0100011, 0110100, 0101110\} \\ i=3: \bar{C}_{30} &= \{0000000, 1010001, 0001101, 1011100\} \\ \bar{C}_{31} &= \{0011010, 1001011, 0010111, 1000110\} \\ \bar{C}_{32} &= \{1101000, 0111001, 1100101, 0110100\} \\ \bar{C}_{33} &= \{1110010, 0100011, 1111111, 0101110\} \\ i=4: \bar{C}_{40} &= \{0000000, 1010001, 1101000, 0111001\} \end{aligned}$$

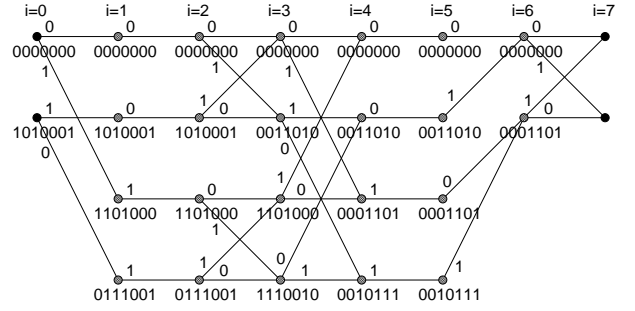


Fig. 5. The tail-biting trellis obtained using the proposed construction.

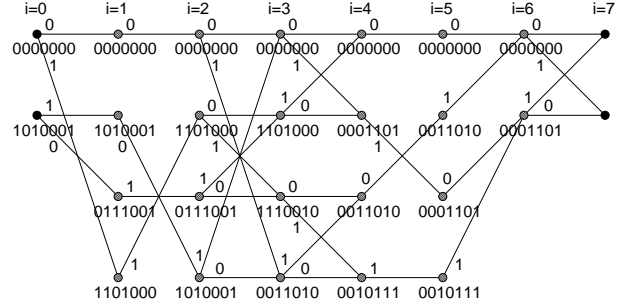


Fig. 6. A modified tail-biting trellis obtained using state permutations.

$$\begin{aligned} \bar{C}_{41} &= \{0011010, 1001011, 1110010, 0100011\} \\ \bar{C}_{42} &= \{0001101, 1011100, 1100101, 0110100\} \\ \bar{C}_{43} &= \{0010111, 1000110, 1111111, 0101110\} \\ i=5: \bar{C}_{50} &= \{0000000, 1010001, 1101000, 0111001\} \\ \bar{C}_{51} &= \{0011010, 1001011, 1110010, 0100011\} \\ \bar{C}_{52} &= \{0001101, 1011100, 1100101, 0110100\} \\ \bar{C}_{53} &= \{0010111, 1000110, 1111111, 0101110\} \\ i=6: \bar{C}_{60} &= \{0000000, 1010001, 0011010, 1001011, \\ &\quad 1101000, 0111001, 1110010, 0100011\} \\ \bar{C}_{61} &= \{0001101, 1011100, 0010111, 1000110, \\ &\quad 1100101, 0110100, 1111111, 0101110\}. \end{aligned}$$

The resulting tail-biting trellis is shown in Fig.5. A modified tail-biting trellis obtained using state permutations is shown in Fig.6. We observe that the trellis in Fig.6 is identical to the one in Fig.4.

C. Algebraic construction of a BCJR-dual trellis

In this section, we consider the BCJR-dual trellis $T^\perp = T_{(H,G,\Theta^T)}$ [10], [23] corresponding to a tail-biting BCJR trellis $T_{(G,H,\Theta)}$. Note that the state matrix \hat{N}_i associated with T^\perp is given by $\hat{N}_i = N_i^T$ [23]. Let \hat{V}_i be the state space of T^\perp at level i . We have

$$\hat{V}_i = \text{im} \hat{N}_i \cong \mathbb{F}^{n-k} / \ker(\hat{N}_i), \text{ for } i = 0, \dots, n-1. \quad (25)$$

Based on this equation, we can construct a tail-biting trellis which is isomorphic to the tail-biting BCJR-dual trellis.

Example 1 (Continued): Again, consider Example 1. We only need to compute $\ker(\hat{N}_i)$ after obtaining the state matrices

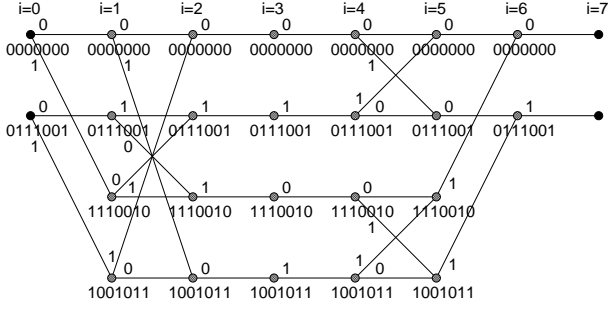


Fig. 7. The tail-biting BCJR-dual trellis obtained using the proposed construction.

$\hat{N}_i = N_i^T$. For $i = 0, \dots, n-1$, let $\bar{C}_{i0} = \ker(\hat{N}_i)$. Then a tail-biting trellis is constructed based on the partitions C/\bar{C}_{i0} . The resulting tail-biting trellis is shown in Fig.7. It is shown that the obtained trellis is isomorphic to the tail-biting BCJR-dual trellis $T_{(H,G,\Theta^T)}$.

D. Algebraic construction of a KV trellis

Consider an (n, k) linear block code C . Let X be a characteristic matrix [15] associated with C . We set

$$G = \begin{pmatrix} \mathbf{g}_1 \\ \mathbf{g}_2 \\ \dots \\ \mathbf{g}_k \end{pmatrix} \begin{pmatrix} (a_1, b_1] \\ (a_2, b_2] \\ \dots \\ (a_k, b_k] \end{pmatrix} \quad (26)$$

where $\mathbf{g}_1, \dots, \mathbf{g}_k$ are k linearly independent rows of X . Consider the KV trellis, denoted by $T_{G,S}$, constructed based on G and its span list $S = [(a_1, b_1], \dots, (a_k, b_k)]$. According to [9], [10], the state matrix at level i is given by

$$M_i = \begin{pmatrix} \mu_i^1 & & \\ & \ddots & \\ & & \mu_i^k \end{pmatrix} \in \mathbb{F}^{k \times k} \quad (27)$$

$$\mu_i^l = \begin{cases} 1, & \text{if } i \in (a_l, b_l], \\ 0, & \text{if } i \notin (a_l, b_l]. \end{cases} \quad (28)$$

Also, the state space at level i is expressed as

$$V_i = \text{im}M_i, \text{ for } i = 0, \dots, n-1. \quad (29)$$

Using the homomorphism theorem, the right-hand side becomes

$$\text{im}M_i \cong \mathbb{F}^k / \ker(M_i), \text{ for } i = 0, \dots, n-1, \quad (30)$$

where $\ker(M_i)$ is the kernel of the linear mapping induced by M_i . Then we have

$$V_i = \text{im}M_i \cong \mathbb{F}^k / \ker(M_i), \text{ for } i = 0, \dots, n-1. \quad (31)$$

For $i = 0, \dots, n-1$, let

$$\mathbb{F}^k / \ker(M_i) = \{\bar{C}_{i0}, \bar{C}_{i1}, \dots, \bar{C}_{i, m(i)-1}\}. \quad (32)$$

Here it is assumed that the elements in \bar{C}_{il} have been transformed into the corresponding codewords. In this case, a tail-biting trellis is constructed by tracing the cosets \bar{C}_{il} which contain \mathbf{c} for each codeword $\mathbf{c} \in C$.

For the obtained tail-biting trellis, we have the following.

Proposition 2: A tail-biting trellis obtained using the proposed construction, denoted by T_{alg} , is isomorphic to the associated KV trellis $T_{G,S}$. If the coset representatives (in terms of \mathbf{u}) are placed in ascending order at each level i , then T_{alg} is identical to $T_{G,S}$.

Proof: The proposed method is based on the isomorphism:

$$\text{im}M_i \cong \mathbb{F}^k / \ker(M_i), \text{ for } i = 0, \dots, n-1.$$

For $\mathbf{u}, \mathbf{u}' \in \mathbb{F}^k$, let \mathbf{c} and \mathbf{c}' be the corresponding codewords. Suppose that $\mathbf{u} - \mathbf{u}' \in \ker(M_i)$. This means that \mathbf{c} and \mathbf{c}' are contained in the same coset, i.e., go through the same state in the trellis at level i . On the other hand, $\mathbf{u} - \mathbf{u}' \in \ker(M_i)$ is equivalent to $\mathbf{u}M_i = \mathbf{u}'M_i$. We have two cases:

1) $\mu_i^l = 1$: In this case, since

$$\begin{aligned} \mathbf{u}M_i &= (\dots, u_l, \dots) \\ \mathbf{u}'M_i &= (\dots, u'_l, \dots), \end{aligned}$$

it follows that $u_l = u'_l$.

2) $\mu_i^l = 0$: In this case, we have

$$\begin{aligned} \mathbf{u}M_i &= (\dots, 0, \dots) \\ \mathbf{u}'M_i &= (\dots, 0, \dots) \end{aligned}$$

regardless of the values of u_l and u'_l . Hence, only u_l such that $\mu_i^l = 1$ are effective. That is, \mathbf{u} and \mathbf{u}' whose components coincide at positions l such that $\mu_i^l = 1$ are contained in the same coset.

On the other hand, a KV trellis is obtained as the product of elementary trellises T_{g_l} . Let i be any level in the trellis. If $\mu_i^l = 1$ holds, then T_{g_l} has “two” vertices at level i from the definition of an elementary trellis [15]. Hence, both 0 and 1 are allowed as the value of u_l in the product of elementary trellises. This is equivalent to considering only the components u_l such that $\mu_i^l = 1$.

Next, consider the transition from level $(i-1)$ to level i . Without loss of generality, suppose that $\mu_{i-1}^l = 0$, $\mu_i^l = 1$.

First, consider the “algebraic” construction. Since $\mu_i^l = 1$, $u_l = 0$ and $u_l = 1$ are distinguished at level i . Hence, denote by $\bar{U}_i(u_l = 0)$ and $\bar{U}_i(u_l = 1)$ the cosets which contain $\mathbf{u} = (\dots, u_l = 0, \dots)$ and $\mathbf{u}' = (\dots, u_l = 1, \dots)$, respectively. On the other hand, since $\mu_{i-1}^l = 0$, u_l is not effective at level $i-1$. That is, $\mathbf{u} = (\dots, u_l = 0, \dots)$ and $\mathbf{u}' = (\dots, u_l = 1, \dots)$ are contained in the same coset $\bar{U}_{i-1}(u_l = 0)$. Noting these facts, if $u_l = 0$ at level i , then we regard the value of u_l at level $i-1$ as 0, whereas if $u_l = 1$ at level i , then we regard the value of u_l at level $i-1$ as 1. This means that there exist transitions: $\bar{U}_{i-1}(u_l = 0) \rightarrow \bar{U}_i(u_l = 0)$ and $\bar{U}_{i-1}(u_l = 0) \rightarrow \bar{U}_i(u_l = 1)$.

Next, consider the “product” construction. From the definition of an elementary trellis, our assumption ($\mu_{i-1}^l = 0$, $\mu_i^l = 1$) corresponds to the left end of the span $(a_l, b_l]$ (i.e., $i-1 = a_l$ and $i = a_l + 1$). Then there are two transitions: $u_l = 0 (i-1) \rightarrow u_l = 0 (i)$ and $u_l = 0 (i-1) \rightarrow u_l = 1 (i)$. This is equivalent to the above. Moreover, the edge label from $(i-1)$ to i in T_{g_l} is defined as $\beta \cdot g_{l, i-1}$ [15, Section IV-C]. Since $\mu_i^l = 1$, β is equal to u_l from the definition of β . Here

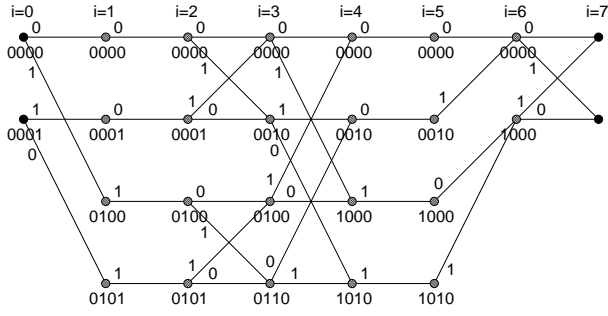


Fig. 8. The KV trellis obtained using the product construction.

note that $u_l \cdot g_{l,i-1}$ is the l th component of the product $\mathbf{u} \cdot \bar{\mathbf{g}}_{i-1}$, where $\bar{\mathbf{g}}_{i-1}$ is the $(i-1)$ th column of G . ■

Example 2 (Nori and Shankar [23]): Consider the linear block code C defined by

$$G = \begin{pmatrix} 0 & 0 & 0 & 1 & 1 & 0 & 1 \\ 1 & 1 & 0 & 1 & 0 & 0 & 0 \\ 0 & 0 & 1 & 1 & 0 & 1 & 0 \\ 1 & 0 & 1 & 0 & 0 & 0 & 1 \end{pmatrix}. \quad (33)$$

A characteristic matrix associated with C is given by

$$X = \begin{pmatrix} 1 & 1 & 0 & 1 & 0 & 0 & 0 \\ 0 & 1 & 1 & 0 & 1 & 0 & 0 \\ 0 & 0 & 1 & 1 & 0 & 1 & 0 \\ 0 & 0 & 0 & 1 & 1 & 0 & 1 \\ 1 & 0 & 0 & 0 & 1 & 1 & 0 \\ 0 & 1 & 0 & 0 & 0 & 1 & 1 \\ 1 & 0 & 1 & 0 & 0 & 0 & 1 \end{pmatrix} \begin{matrix} (0, 3] \\ (1, 4] \\ (2, 5] \\ (3, 6] \\ (4, 0] \\ (5, 1] \\ (6, 2] \end{matrix} \quad (34)$$

By selecting 4 linearly independent rows of X , we set

$$G = \begin{pmatrix} 0 & 0 & 0 & 1 & 1 & 0 & 1 \\ 1 & 1 & 0 & 1 & 0 & 0 & 0 \\ 0 & 0 & 1 & 1 & 0 & 1 & 0 \\ 1 & 0 & 1 & 0 & 0 & 0 & 1 \end{pmatrix} \begin{matrix} (3, 6] \\ (0, 3] \\ (2, 5] \\ (6, 2] \end{matrix}. \quad (35)$$

The KV trellis $T_{G,S}$ based on G and its span list S is shown in Fig.8.

In order to apply the proposed construction, we first compute the state matrices M_i ($0 \leq i \leq 6$). They are given as follows:

$$M_0 = \begin{pmatrix} 0 & 0 & 0 & 0 \\ 0 & 0 & 0 & 0 \\ 0 & 0 & 0 & 0 \\ 0 & 0 & 0 & 1 \end{pmatrix}$$

$$M_1 = \begin{pmatrix} 0 & 0 & 0 & 0 \\ 0 & 1 & 0 & 0 \\ 0 & 0 & 0 & 0 \\ 0 & 0 & 0 & 1 \end{pmatrix}$$

$$M_2 = \begin{pmatrix} 0 & 0 & 0 & 0 \\ 0 & 1 & 0 & 0 \\ 0 & 0 & 0 & 0 \\ 0 & 0 & 0 & 1 \end{pmatrix}$$

$$M_3 = \begin{pmatrix} 0 & 0 & 0 & 0 \\ 0 & 1 & 0 & 0 \\ 0 & 0 & 1 & 0 \\ 0 & 0 & 0 & 0 \end{pmatrix}$$

$$M_4 = \begin{pmatrix} 1 & 0 & 0 & 0 \\ 0 & 0 & 0 & 0 \\ 0 & 0 & 1 & 0 \\ 0 & 0 & 0 & 0 \end{pmatrix}$$

$$M_5 = \begin{pmatrix} 1 & 0 & 0 & 0 \\ 0 & 0 & 0 & 0 \\ 0 & 0 & 1 & 0 \\ 0 & 0 & 0 & 0 \end{pmatrix}$$

$$M_6 = \begin{pmatrix} 1 & 0 & 0 & 0 \\ 0 & 0 & 0 & 0 \\ 0 & 0 & 0 & 0 \\ 0 & 0 & 0 & 0 \end{pmatrix}.$$

Next, $\ker(M_i)$ ($0 \leq i \leq 6$) are obtained as follows:

$$\ker(M_0) = \{0000, 0010, 0100, 0110, 1000, 1010, 1100, 1110\}$$

$$\ker(M_1) = \{0000, 0010, 1000, 1010\}$$

$$\ker(M_2) = \{0000, 0010, 1000, 1010\}$$

$$\ker(M_3) = \{0000, 0001, 1000, 1001\}$$

$$\ker(M_4) = \{0000, 0001, 0100, 0101\}$$

$$\ker(M_5) = \{0000, 0001, 0100, 0101\}$$

$$\ker(M_6) = \{0000, 0001, 0010, 0011, 0100, 0101, 0110, 0111\}.$$

Remark 4: Note that $\ker(M_i) = \ker(N_i)$ ($0 \leq i \leq 6$) holds, where $\ker(N_i)$ are the kernels in Example 1. We can show this equality under a general condition.

Then we have the partitions $F^4/\ker(M_i)$:

$$i = 0 : \bar{U}_{00} = \{0000, 0010, 0100, 0110, 1000, 1010, 1100, 1110\}$$

$$\bar{U}_{01} = \{0001, 0011, 0101, 0111, 1001, 1011, 1101, 1111\}$$

$$i = 1 : \bar{U}_{10} = \{0000, 0010, 1000, 1010\}$$

$$\bar{U}_{11} = \{0001, 0011, 1001, 1011\}$$

$$\bar{U}_{12} = \{0100, 0110, 1100, 1110\}$$

$$\bar{U}_{13} = \{0101, 0111, 1101, 1111\}$$

$$i = 2 : \bar{U}_{20} = \{0000, 0010, 1000, 1010\}$$

$$\bar{U}_{21} = \{0001, 0011, 1001, 1011\}$$

$$\bar{U}_{22} = \{0100, 0110, 1100, 1110\}$$

$$\bar{U}_{23} = \{0101, 0111, 1101, 1111\}$$

$$i = 3 : \bar{U}_{30} = \{0000, 0001, 1000, 1001\}$$

$$\bar{U}_{31} = \{0010, 0011, 1010, 1011\}$$

$$\bar{U}_{32} = \{0100, 0101, 1100, 1101\}$$

$$\bar{U}_{33} = \{0110, 0111, 1110, 1111\}$$

$$i = 4 : \bar{U}_{40} = \{0000, 0001, 0100, 0101\}$$

$$\bar{U}_{41} = \{0010, 0011, 0110, 0111\}$$

$$\bar{U}_{42} = \{1000, 1001, 1100, 1101\}$$

$$\bar{U}_{43} = \{1010, 1011, 1110, 1111\}$$

$$i = 5 : \bar{U}_{50} = \{0000, 0001, 0100, 0101\}$$

$$\bar{U}_{51} = \{0010, 0011, 0110, 0111\}$$

$$\begin{aligned}
\bar{U}_{52} &= \{1000, 1001, 1100, 1101\} \\
\bar{U}_{53} &= \{1010, 1011, 1110, 1111\} \\
i = 6 : \bar{U}_{60} &= \{0000, 0001, 0010, 0011, \\
&\quad 0100, 0101, 0110, 0111\} \\
\bar{U}_{61} &= \{1000, 1001, 1010, 1011, \\
&\quad 1100, 1101, 1110, 1111\}.
\end{aligned}$$

Remark 5: We observe that at each level i , the representatives of the cosets coincide with the states in the trellis in Fig.8.

Since we have seen that $\ker(M_i) = \ker(N_i)$ ($0 \leq i \leq 6$), the same tail-biting trellis as that in Fig.8. is obtained. The resulting trellis is shown in Fig.9.

As is stated above, we have the following.

Lemma 1:

$$\ker(M_i) = \ker(N_i), \text{ for } i = 0, \dots, n-1. \quad (36)$$

Proof: Suppose that $\mu_i^l = 0$, i.e., $i \notin (a_l, b_l]$. That is, the l th row of M_i is the all-zero vector. We first show that the l th row of N_i , denoted by N_{il} , is also the all-zero vector. Without loss of generality, let $(a_l, b_l]$ ($a_l > b_l$) be a circular span. From the assumption that $i \notin (a_l, b_l]$, it follows that $b_l + 1 \leq i \leq a_l$. In this case, N_{il} is expressed as

$$N_{il} = g_{l,0} \mathbf{h}_0^T + g_{l,1} \mathbf{h}_1^T + \dots + g_{l,b_l} \mathbf{h}_{b_l}^T + \mathbf{d}_{g_l}.$$

Here note that

$$\mathbf{d}_{g_l} = g_{l,a_l} \mathbf{h}_{a_l}^T + \dots + g_{l,n-1} \mathbf{h}_{n-1}^T.$$

Then we have

$$\begin{aligned}
N_{il} &= g_{l,0} \mathbf{h}_0^T + \dots + g_{l,b_l} \mathbf{h}_{b_l}^T \\
&\quad + g_{l,a_l} \mathbf{h}_{a_l}^T + \dots + g_{l,n-1} \mathbf{h}_{n-1}^T.
\end{aligned}$$

Since \mathbf{g}_l is a codeword, N_{il} is the all-zero vector.

On the other hand, it has been shown that $\text{rank} M_i = \text{rank} N_i$ (see [9]). This implies that any two non-zero rows of N_i are different. Then it follows that $\ker(M_i) = \ker(N_i)$. ■

Suppose that a KV trellis $T_{G,S}$ and the associated tail-biting BCJR trellis $T_{(G,H,\Theta)}$ are constructed using the proposed algebraic method. Since $\ker(M_i) = \ker(N_i)$ holds, the two resulting trellises are identical. Hence, we have shown the following.

Proposition 3: $T_{G,S}$ and $T_{(G,H,\Theta)}$ are isomorphic.

Note that this is the result in [9, Theorem IV.11].

IV. COMPLEXITY OF TAIL-BITING TRELLISES OBTAINED USING THE PROPOSED CONSTRUCTION

In this section, we discuss the complexity of the tail-biting trellises obtained using the proposed construction. We have the following.

Proposition 4:

$$|V_i| = 2^{k - \dim \ker(N_i)}, \text{ for } i = 0, \dots, n-1. \quad (37)$$

Proof: From $V_i \cong \mathbb{F}^k / \ker(N_i)$, we have

$$\dim V_i = k - \dim \ker(N_i). \quad \blacksquare$$

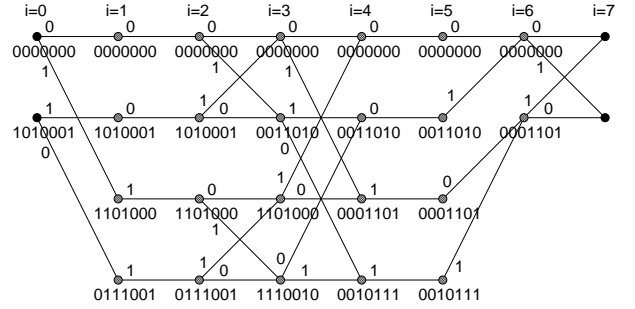


Fig. 9. The tail-biting trellis obtained using the proposed construction.

A similar result holds for the edge spaces E_i .

Proposition 5:

$$|E_i| = 2^{k - \dim \ker(N_{i-1}, \bar{\mathbf{g}}_i, N_i)}, \text{ for } i = 1, \dots, n. \quad (38)$$

Proof: From $E_i \cong \mathbb{F}^k / \ker(N_{i-1}, \bar{\mathbf{g}}_i, N_i)$, we have

$$\dim E_i = k - \dim \ker(N_{i-1}, \bar{\mathbf{g}}_i, N_i). \quad \blacksquare$$

Corollary 1: Denote by ρ_i^+ and ρ_i^- the out-degree and in-degree at level i , respectively. Then we have

$$\rho_i^+ = 2^{\dim \ker(N_i) - \dim \ker(N_i, \bar{\mathbf{g}}_{i+1}, N_{i+1})} \quad (39)$$

$$\rho_i^- = 2^{\dim \ker(N_i) - \dim \ker(N_{i-1}, \bar{\mathbf{g}}_i, N_i)}. \quad (40)$$

Proof: The edge space at level $i+1$ is defined as

$$E_{i+1} \cong \mathbb{F}^k / \ker(N_i, \bar{\mathbf{g}}_{i+1}, N_{i+1}).$$

Let $v \in V_i$ be any state (i.e., $v \in \mathbb{F}^k / \ker(N_i)$). Let us denote the set of edges $\in E_{i+1}$ leaving v by E_{i+1}^v . Then E_{i+1}^v is the set of cosets $e \in \mathbb{F}^k / \ker(N_i, \bar{\mathbf{g}}_{i+1}, N_{i+1})$ such that $e \subset v$. Hence, each of the sets E_{i+1}^v has the same size. Then the former result follows from the relation:

$$\rho_i^+ = \frac{|E_{i+1}|}{|V_i|}.$$

The proof of the latter equality is similar. ■

Next, consider the BCJR-dual trellis T^\perp corresponding to a tail-biting BCJR trellis T . Let \hat{V}_i and \hat{E}_i be the associated state and edge spaces of T^\perp , respectively. As in the case of a tail-biting BCJR trellis,

$$\begin{aligned}
\hat{V}_i &= \text{im} \hat{N}_i \\
&\cong \mathbb{F}^{n-k} / \ker(\hat{N}_i), \text{ for } i = 0, \dots, n-1
\end{aligned}$$

$$\begin{aligned}
\hat{E}_i &= \text{im}(\hat{N}_{i-1}, \mathbf{h}_i, \hat{N}_i) \\
&\cong \mathbb{F}^{n-k} / \ker(\hat{N}_{i-1}, \mathbf{h}_i, \hat{N}_i), \text{ for } i = 1, \dots, n
\end{aligned}$$

hold. We have the following.

Proposition 6:

$$|V_i| = |\hat{V}_i|, \text{ for } i = 0, \dots, n-1. \quad (41)$$

Proof: Note that

$$\dim V_i = \dim \text{im} N_i = \text{rank} N_i$$

$$\dim \hat{V}_i = \dim \text{im} \hat{N}_i = \text{rank} \hat{N}_i.$$

Here $\text{rank} N_i = \text{rank} N_i^T = \text{rank} \hat{N}_i$ holds. ■

Next, consider the relation between $\dim \ker(N_{i-1}, \bar{\mathbf{g}}_i, N_i)$ and $\dim \ker(\hat{N}_{i-1}, \mathbf{h}_i, \hat{N}_i)$. For the purpose, we impose some restrictions.

In [10], Gluesing-Luerssen and Weaver showed that for each complete set of characteristic generators of a code, there exists a complete set of characteristic generators of the dual code such that their resulting KV trellises are dual to each other if paired suitably. Hence, if T is a KV trellis, then there exists a KV trellis \hat{T} which is dual to T .

Example 3: Again consider the (7, 4) Hamming code C defined by

$$G = \begin{pmatrix} 0 & 0 & 0 & 1 & 1 & 0 & 1 \\ 1 & 1 & 0 & 1 & 0 & 0 & 0 \\ 0 & 0 & 1 & 1 & 0 & 1 & 0 \\ 1 & 0 & 1 & 0 & 0 & 0 & 1 \end{pmatrix} \begin{matrix} (3, 6) \\ (0, 3) \\ (2, 5) \\ (6, 2) \end{matrix}$$

A characteristic matrix Y associated with C^\perp is given by

$$Y = \begin{pmatrix} 1 & 0 & 1 & 1 & 1 & 0 & 0 \\ 0 & 1 & 0 & 1 & 1 & 1 & 0 \\ 0 & 0 & 1 & 0 & 1 & 1 & 1 \\ 1 & 0 & 0 & 1 & 0 & 1 & 1 \\ 1 & 1 & 0 & 0 & 1 & 0 & 1 \\ 1 & 1 & 1 & 0 & 0 & 1 & 0 \\ 0 & 1 & 1 & 1 & 0 & 0 & 1 \end{pmatrix} \begin{matrix} (0, 4) \\ (1, 5) \\ (2, 6) \\ (3, 0) \\ (4, 1) \\ (5, 2) \\ (6, 3) \end{matrix} \quad (42)$$

By selecting 3 linearly independent rows of Y , we set

$$\hat{H} = \begin{pmatrix} 1 & 0 & 1 & 1 & 1 & 0 & 0 \\ 0 & 1 & 0 & 1 & 1 & 1 & 0 \\ 1 & 1 & 0 & 0 & 1 & 0 & 1 \end{pmatrix} \begin{matrix} (0, 4) \\ (1, 5) \\ (4, 1) \end{matrix} \quad (43)$$

Note that (G, \hat{H}) is a ‘‘dual selection’’ of (X, Y) [10]. We see that the KV trellises $T_{G,S}$ and $T_{\hat{H},\hat{S}}$ are dual to each other. This can also be stated in terms of BCJR representations. That is, $T_{(\hat{H},G,\hat{S})} = T_{(G,\hat{H},S)}^\perp$ holds [10].

Taking account of the above argument, we first show the following lemma.

Lemma 2: Suppose that a KV trellis T and its dual \hat{T} are constructed based on extended minimal-span generator matrices (e-MSGM’s) (see Section V). Also, let (α_i, β_i) and $(\hat{\alpha}_i, \hat{\beta}_i)$ be the variables for T and \hat{T} , respectively. In this case, we have

$$\alpha_i = -\hat{\alpha}_i + \hat{\beta}_{i-1} + \hat{\beta}_i + 1, \text{ for } i = 1, \dots, n \quad (44)$$

$$\hat{\alpha}_i = -\alpha_i + \beta_{i-1} + \beta_i + 1, \text{ for } i = 1, \dots, n. \quad (45)$$

Proof: See Appendix. ■

Now suppose that KV trellises $T_{G,S}$ and $T_{\hat{H},\hat{S}}$ are dual to each other. Let H be a parity-check matrix corresponding to G . Then we have the following.

$$T_{G,S} \cong T_{(G,H,S)} \quad (46)$$

$$T_{\hat{H},\hat{S}} \cong T_{(G,H,S)}^\perp. \quad (47)$$

Here the latter equation is derived from the relations $T_{(\hat{H},G,\hat{S})} = T_{(G,\hat{H},S)}^\perp$ and $T_{(G,\hat{H},S)}^\perp \cong T_{(G,H,S)}^\perp$. Let N_i and $\hat{N}_i (= N_i^T)$ be the state matrices of $T_{(G,H,S)}$ and $T_{(G,H,S)}^\perp$, respectively. Then we have the following.

Proposition 7:

$$\begin{aligned} k - \dim \ker(N_{i-1}, \bar{\mathbf{g}}_i, N_i) \\ = (n - k + 1) + \dim \ker(\hat{N}_{i-1}, \mathbf{h}_i, \hat{N}_i) \\ - \dim \ker(\hat{N}_{i-1}) - \dim \ker(\hat{N}_i) \end{aligned} \quad (48)$$

$$\begin{aligned} (n - k) - \dim \ker(\hat{N}_{i-1}, \mathbf{h}_i, \hat{N}_i) \\ = (k + 1) + \dim \ker(N_{i-1}, \bar{\mathbf{g}}_i, N_i) \\ - \dim \ker(N_{i-1}) - \dim \ker(N_i). \end{aligned} \quad (49)$$

Proof: The number of vertices at level i is $|E_i| = 2^{\alpha_i}$ (see Appendix). Using Lemma 2, we have

$$|E_i| = 2^{-\hat{\alpha}_i + \hat{\beta}_{i-1} + \hat{\beta}_i + 1}.$$

Also (cf. Appendix), it follows that

$$\begin{aligned} \hat{\alpha}_i &= (n - k) - \dim \ker(\hat{N}_{i-1}, \mathbf{h}_i, \hat{N}_i) \\ \hat{\beta}_{i-1} &= (n - k) - \dim \ker(\hat{N}_{i-1}) \\ \hat{\beta}_i &= (n - k) - \dim \ker(\hat{N}_i). \end{aligned}$$

Then we have

$$\begin{aligned} -\hat{\alpha}_i + \hat{\beta}_{i-1} + \hat{\beta}_i + 1 \\ = -(n - k) + \dim \ker(\hat{N}_{i-1}, \mathbf{h}_i, \hat{N}_i) \\ + (n - k) - \dim \ker(\hat{N}_{i-1}) \\ + (n - k) - \dim \ker(\hat{N}_i) + 1 \\ = (n - k + 1) + \dim \ker(\hat{N}_{i-1}, \mathbf{h}_i, \hat{N}_i) \\ - \dim \ker(\hat{N}_{i-1}) - \dim \ker(\hat{N}_i). \end{aligned}$$

On the other hand, we know that

$$|E_i| = 2^{k - \dim \ker(N_{i-1}, \bar{\mathbf{g}}_i, N_i)}.$$

Then the result follows. The second equation is derived in a similar way. ■

Example 4: Consider the tail-biting BCJR trellis in Example 1 and its BCJR-dual trellis in Example 1 (Continued). Take notice of the transition $i - 1 = 6 \rightarrow i = 7$ in these trellises. From

$$(N_6 | \bar{\mathbf{g}}_7 | N_7) = \left(\begin{array}{ccc|c|ccc} 1 & 0 & 1 & 1 & 0 & 0 & 0 \\ 0 & 0 & 0 & 0 & 0 & 0 & 0 \\ 0 & 0 & 0 & 0 & 0 & 0 & 0 \\ 0 & 0 & 0 & 1 & 1 & 0 & 1 \end{array} \right),$$

we have

$$\ker(N_6) = \{0000, 0001, 0010, 0011, 0100, 0101, 0110, 0111\}$$

$$\ker(N_7) = \{0000, 0010, 0100, 0110, 1000, 1010, 1100, 1110\}$$

$$\ker(N_6, \bar{\mathbf{g}}_7, N_7) = \{0000, 0010, 0100, 0110\}.$$

Then

$$\dim \ker(N_6) = 3$$

$$\dim \ker(N_7) = 3$$

$$\dim \ker(N_6, \bar{\mathbf{g}}_7, N_7) = 2.$$

Similarly, from

$$\begin{aligned} (\hat{N}_6 | \mathbf{h}_7 | \hat{N}_7) &= (N_6^T | \mathbf{h}_7 | N_7^T) \\ &= \left(\begin{array}{cccc|c|cccc} 1 & 0 & 0 & 0 & 1 & 0 & 0 & 0 & 1 \\ 0 & 0 & 0 & 0 & 0 & 0 & 0 & 0 & 0 \\ 1 & 0 & 0 & 0 & 1 & 0 & 0 & 0 & 1 \end{array} \right), \end{aligned}$$

we have

$$\begin{aligned} \ker(\hat{N}_6) &= \{000, 010, 101, 111\} \\ \ker(\hat{N}_7) &= \{000, 010, 101, 111\} \\ \ker(\hat{N}_6, \mathbf{h}_7, \hat{N}_7) &= \{000, 010, 101, 111\}. \end{aligned}$$

Then

$$\begin{aligned} \dim \ker(\hat{N}_6) &= 2 \\ \dim \ker(\hat{N}_7) &= 2 \\ \dim \ker(\hat{N}_6, \mathbf{h}_7, \hat{N}_7) &= 2. \end{aligned}$$

Hence, we have

$$k - \dim \ker(N_{i-1}, \bar{\mathbf{g}}_i, N_i) = 4 - 2 = 2$$

$$\begin{aligned} (n - k + 1) + \dim \ker(\hat{N}_{i-1}, \mathbf{h}_i, \hat{N}_i) \\ - \dim \ker(\hat{N}_{i-1}) - \dim \ker(\hat{N}_i) \\ = (7 - 4 + 1) + 2 - 2 - 2 = 2. \end{aligned}$$

The second equality is confirmed in a similar way.

V. CONSTRUCTING A KV TRELLIS FROM AN EXTENDED MINIMAL-SPAN GENERATOR MATRIX

A conventional BCJR trellis can be constructed using a minimal-span generator matrix (MSGM) [20]. In this section, we show that this construction is extended to tail-biting trellises. First, we show an example and then extend to a general case.

A. An example

Consider the generator matrix

$$G = \begin{pmatrix} 0 & 0 & 0 & 1 & 1 & 0 & 1 \\ 1 & 1 & 0 & 1 & 0 & 0 & 0 \\ 0 & 0 & 1 & 1 & 0 & 1 & 0 \\ 1 & 0 & 1 & 0 & 0 & 0 & 1 \end{pmatrix} \begin{matrix} [4, 7] \\ [1, 4] \\ [3, 6] \\ [7, 3] \end{matrix}.$$

Remark 1: This generator matrix has been considered in Section III-B (Example 1) and Section III-D (Example 2). We also remark that the numbering of indices for a codeword is shifted by 1 compared to that in [15] (also in [9]).

Note that left/right end-points of the spans of G are distinct. Hence, G can be regarded as a kind of MSGM [20]. We call such an MSGM an *extended minimal-span generator matrix* (e-MSGM). According to McEliece [20], let us define A_i and B_i as follows:

$$A_i = \{j : i \in [a_j, b_j]\}, \text{ for } i = 1, \dots, n \quad (50)$$

$$A_0 = A_n \quad (51)$$

$$B_i = A_i \cap A_{i+1}, \text{ for } i = 0, \dots, n-1 \quad (52)$$

$$B_n = B_0, \quad (53)$$

where the periodicity of a tail-biting trellis is taking into account. Here we assume an additional condition:

(#) Let $[a_l, b_l]$ be the circular span of \mathbf{g}_l such that $a_l = i+1$ and $b_l = i$. In this case, l is not contained in B_i .

We denote the cardinalities of A_i and B_i by α_i and β_i , respectively. Table I gives the A_i 's, B_i 's, α_i 's, and β_i 's. Based

TABLE I
 A_i 's, B_i 's, α_i 's, β_i 's

i	A_i	B_i	α_i	β_i
0	{1, 4}	{4}	2	1
1	{2, 4}	{2, 4}	2	2
2	{2, 4}	{2, 4}	2	2
3	{2, 3, 4}	{2, 3}	3	2
4	{1, 2, 3}	{1, 3}	3	2
5	{1, 3}	{1, 3}	2	2
6	{1, 3}	{1}	2	1
7	{1, 4}	{4}	2	1

on this table, we can construct a tail-biting trellis using the method in [20]. Let u a binary α_i -tuple and define the variables $\text{init}(u)$, $\text{fin}(u)$, and $\lambda(u)$ as follows:

$$\text{init}(u) = u \cap B_{i-1} \quad (54)$$

$$\text{fin}(u) = u \cap B_i \quad (55)$$

$$\lambda(u) = u \cdot \bar{\mathbf{g}}'_i, \quad (56)$$

where $\bar{\mathbf{g}}'_i = \bar{\mathbf{g}}_i \cap A_i$. The notation " $u \cap B$ " represents the binary vector obtained by extracting the components of u corresponding to the elements of B . Then for edge spaces E_i ($1 \leq i \leq 7$), we have the following tables. A tail-biting trellis is constructed based on these tables. The resulting tail-biting trellis is shown in Fig.10.

E_1			
u	$\text{init}(u)$	$\text{fin}(u)$	$\lambda(u)$
24	4	24	[11]
00	0	00	0
01	1	01	1
10	0	10	1
11	1	11	0

E_2			
u	$\text{init}(u)$	$\text{fin}(u)$	$\lambda(u)$
24	24	24	[10]
00	00	00	0
01	01	01	0
10	10	10	1
11	11	11	1

E_3			
u	$\text{init}(u)$	$\text{fin}(u)$	$\lambda(u)$
234	24	23	[011]
000	00	00	0
001	01	00	1
010	00	01	1
011	01	01	0
100	10	10	0
101	11	10	1
110	10	11	1
111	11	11	0

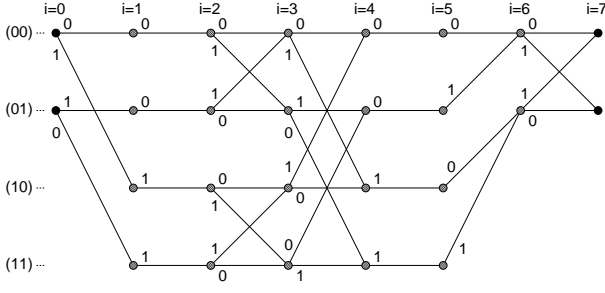


Fig. 10. The tail-biting trellis constructed based on the e-MSGM.

E_4			
u	init(u)	fin(u)	$\lambda(u)$
123	23	13	[111]
000	00	00	0
001	01	01	1
010	10	00	1
011	11	01	0
100	00	10	1
101	01	11	0
110	10	10	0
111	11	11	1

E_5			
u	init(u)	fin(u)	$\lambda(u)$
13	13	13	[10]
00	00	00	0
01	01	01	0
10	10	10	1
11	11	11	1

E_6			
u	init(u)	fin(u)	$\lambda(u)$
13	13	1	[01]
00	00	0	0
01	01	0	1
10	10	1	0
11	11	1	1

E_7			
u	init(u)	fin(u)	$\lambda(u)$
14	1	4	[11]
00	0	0	0
01	0	1	1
10	1	0	1
11	1	1	0

B. Generalization

As is shown in [9] and [10], the state matrix M_i of a KV-trellis is given as follows:

$$M_i = \begin{pmatrix} \mu_i^1 & & \\ & \ddots & \\ & & \mu_i^k \end{pmatrix}$$

$$\mu_i^l = \begin{cases} 1, & \text{if } i \in (a_l, b_l], \\ 0, & \text{if } i \notin (a_l, b_l]. \end{cases}$$

Remark 2: In [15], the span of a generator \mathbf{g}_l , denoted by $[\mathbf{g}_l]$, is defined as a semiopen interval $(a_l, b_l]$ such that the corresponding closed interval $[a_l, b_l]$ contains all the nonzero positions of \mathbf{g}_l . Now, consider the condition $\mu_i^l = 1$. This means that $i-1 \in [a_l, b_l]$ and $i \in [a_l, b_l]$. Here take notice of the numbering of indices for a codeword in the two papers, i.e., one is by Koetter and Vardy (also by Gluesing-Luerssen and Weaver) and the other is by McEliece (also by Nori and Shankar). We see that the numbering of indices is shifted by 1 between them. Hence, in the notation of McEliece, the condition $\mu_i^l = 1$ is equivalent to $i \in [a_l, b_l]$ and $i+1 \in [a_l, b_l]$ (i.e., \mathbf{g}_l is “active” at levels i and $i+1$). Taking these facts into consideration, we follow McEliece in this section.

Thus the next lemma has been proved.

Lemma 3:

$$\mu_i^l = 1 \leftrightarrow l \in B_i. \quad (57)$$

Here consider the product $u \cdot M_i$. When we compute

$$(u_1, \dots, u_l, \dots, u_k) \begin{pmatrix} \mu_i^1 & & & \\ & \ddots & & \\ & & \mu_i^l & \\ & & & \ddots & \\ & & & & \mu_i^k \end{pmatrix},$$

the product has the form (\dots, u_l, \dots) if $\mu_i^l = 1$. On the other hand, if $l \in B_i$, then u_l is extracted in the operation of $u \cap B_i$. Hence, it follows that

$$\begin{aligned} u_l \in u \cap B_i &\leftrightarrow l \in B_i \\ &\leftrightarrow \mu_i^l = 1 \\ &\leftrightarrow (\dots, u_l, \dots) \in \text{im} M_i = V_i. \end{aligned} \quad (58)$$

Accordingly, we have

- $u_l \in \text{init}(u) \leftrightarrow (\dots, u_l, \dots) \in V_{i-1}$,
- $u_l \in \text{fin}(u) \leftrightarrow (\dots, u_l, \dots) \in V_i$,
- $\lambda(u) = u \cdot \bar{\mathbf{g}}_i = c_i$.

Here we need not consider all the components of u . From the definition, $B_{i-1} \subset A_i$ and $B_i \subset A_i$ hold. Thus we can restrict u to $u \cap A_i$ (i.e., u is a binary α_i -tuple). Hence, in the calculation of $\lambda(u)$, $\bar{\mathbf{g}}_i$ can be replaced by $\bar{\mathbf{g}}_i' = \bar{\mathbf{g}}_i \cap A_i$. We see that these are equivalent to the tables for E_i .

Thus we have shown the following.

Proposition 8: Consider a KV trellis $T_{G,S}$. Denote by $T_{[G,S]}$ the corresponding tail-biting trellis constructed by regarding (G, S) as an e-MSGM. Then $T_{[G,S]}$ is identical to $T_{G,S}$.

In fact, we observe that the tail-biting trellis in Fig.10 is identical to the KV trellis in Fig.8.

Moreover, we have the following.

Proposition 9: Suppose that a KV trellis $T_{G,S}$ is constructed using the proposed algebraic method. Then the resulting tail-biting trellis T_{alg} is isomorphic to $T_{[G,S]}$. If the coset representatives (in terms of \mathbf{u}) are placed in ascending order at each level i , then T_{alg} is identical to $T_{[G,S]}$.

Proof: For the proposed algebraic construction,

$$E_i \cong \mathbb{F}^k / \ker(M_{i-1}, \bar{\mathbf{g}}_i, M_i), \text{ for } i = 1, \dots, n$$

holds. For $\mathbf{u}, \mathbf{u}' \in \mathbb{F}^k$, let \mathbf{c} and \mathbf{c}' be the corresponding codewords. Also, suppose that $\mathbf{u} - \mathbf{u}' \in \ker(M_{i-1}, \bar{\mathbf{g}}_i, M_i)$. This means the following (cf. Proposition 2):

- At level $i - 1$, $u_l = u'_l$ holds for l such that $\mu_{i-1}^l = 1$,
- At level i , $u_l = u'_l$ holds for l such that $\mu_i^l = 1$,
- $c_i = c'_i$.

The above are further rephrased as follows:

- If $u_l \in \text{init}(u), u'_l \in \text{init}(u')$, then $u_l = u'_l$,
- If $u_l \in \text{fin}(u), u'_l \in \text{fin}(u')$, then $u_l = u'_l$,
- $c_i = c'_i$.

Finally, we remark that if a generator matrix G has a form of e-MSGM, then the corresponding tail-biting BCJR trellis $T_{(G,H,\Theta)}$ can also be constructed according to the procedure described above. In fact, it has been shown that the trellises $T_{G,S}$ and $T_{(G,H,\Theta)}$ are isomorphic [9, Theorem IV.11].

VI. CONCLUSION

We have presented an algebraic construction of tail-biting trellises. The proposed method is based on a quite simple idea. We took notice of the state space expressions of a tail-biting trellis, where the state space is the image of the set of information sequences under the associated state matrix. Then by applying the homomorphism theorem to these expressions, an algebraic trellis construction is obtained. We have shown that a tail-biting trellis constructed using the proposed method is isomorphic to the associated KV trellis and tail-biting BCJR trellis. Also, we have evaluated the complexity of the obtained tail-biting trellises. On the other hand, a matrix consisting of linearly independent rows of the characteristic matrix is regarded as a generalization of minimal-span generator matrices. Then we have shown that a KV trellis is constructed based on an extended minimal-span generator matrix. It is shown that this construction is a natural extension of the method proposed by McEliece [20, Section VII].

APPENDIX A PROOF OF LEMMA 2

Consider an (n, k) linear block code C . Let i be any level. Forney [7] defined the past and future subcodes P_i and F_i as follows (cf. [20]):

$$P_i = \{\mathbf{c} \in C : c_{i+1} = c_{i+2} = \cdots = c_n = 0\} \quad (59)$$

$$F_i = \{\mathbf{c} \in C : c_1 = c_2 = \cdots = c_i = 0\}. \quad (60)$$

We denote their dimensions by p_i and f_i , respectively:

$$p_i = \dim P_i, \quad i = 0, \dots, n-1 \quad (61)$$

$$f_i = \dim F_i, \quad i = 1, \dots, n. \quad (62)$$

Consider the associated conventional trellis (i.e., the Forney trellis). Then for the state and edge spaces V_i and E_i at level i , we have

$$|V_i| = 2^{k-p_i-f_i} \quad (63)$$

$$|E_i| = 2^{k-p_{i-1}-f_i}. \quad (64)$$

A similar result holds for the dual code C^\perp of C . Let \hat{p}_i and \hat{f}_i be the corresponding variables. Then it follows that

$$\hat{p}_i = f_i + i - k \quad (65)$$

$$\hat{f}_i = p_i - i + (n - k). \quad (66)$$

On the other hand, as is shown in [20], the same conventional trellis (i.e., the BCJR trellis) is constructed based on the MSGM. In this case, we have

$$|V_i| = 2^{\beta_i} \quad (67)$$

$$|E_i| = 2^{\alpha_i}, \quad (68)$$

where $\alpha_i = |A_i|$ and $\beta_i = |B_i|$ (see Section V). Then it follows that

$$\beta_i = k - p_i - f_i \quad (69)$$

$$\alpha_i = k - p_{i-1} - f_i. \quad (70)$$

Similarly, we have

$$\hat{\beta}_i = (n - k) - \hat{p}_i - \hat{f}_i \quad (71)$$

$$\hat{\alpha}_i = (n - k) - \hat{p}_{i-1} - \hat{f}_i. \quad (72)$$

Based on these equations, we first derive the relations between (α_i, β_i) and $(\hat{\alpha}_i, \hat{\beta}_i)$ for conventional trellises. At this point, the derived relations hold only for conventional trellises. However, note that the relations are expressed in terms of $\alpha_i, \beta_i, \hat{\alpha}_i$, and $\hat{\beta}_i$. That is, variables such as p_i and f_i are not contained in the relations. On the other hand, we already have shown that the trellis construction based on MSGM's is extended to the construction based on e-MSGM's. This implies that the relations between (α_i, β_i) and $(\hat{\alpha}_i, \hat{\beta}_i)$ still hold for "tail-biting trellises". This is a basic idea for the proof.

Now we go back to the proof. First, note that

$$\alpha_i = k - p_{i-1} - f_i.$$

From the duality formulae, it follows that

$$\begin{aligned} \hat{p}_i &= f_i + i - k \\ \hat{f}_{i-1} &= p_{i-1} - (i-1) + (n-k). \end{aligned}$$

Adding each side, we have

$$\hat{p}_i + \hat{f}_{i-1} = (p_{i-1} + f_i) + 1 + n - 2k.$$

Hence,

$$\alpha_i + (\hat{p}_i + \hat{f}_{i-1}) = 1 + (n - k)$$

holds. On the other hand, from

$$\begin{aligned} \hat{\beta}_{i-1} &= (n - k) - \hat{p}_{i-1} - \hat{f}_{i-1} \\ \hat{\alpha}_i &= (n - k) - \hat{p}_{i-1} - \hat{f}_i, \end{aligned}$$

it follows that

$$\hat{\beta}_{i-1} - \hat{\alpha}_i = -\hat{f}_{i-1} + \hat{f}_i.$$

By combining this with

$$\hat{\beta}_i = (n - k) - \hat{p}_i - \hat{f}_i,$$

we have

$$-\hat{\alpha}_i + \hat{\beta}_{i-1} + \hat{\beta}_i = (n - k) - (\hat{p}_i + \hat{f}_{i-1}).$$

Moreover, by combining this with

$$\alpha_i + (\hat{\rho}_i + \hat{f}_{i-1}) = 1 + (n - k),$$

we finally have

$$\alpha_i = -\hat{\alpha}_i + \hat{\beta}_{i-1} + \hat{\beta}_i + 1.$$

The equality

$$\hat{\alpha}_i = -\alpha_i + \beta_{i-1} + \beta_i + 1$$

is derived in a similar way.

ACKNOWLEDGMENT

The author would like to thank Prof. H. Gluesing-Luerssen for many useful comments.

REFERENCES

- [1] M. Ariel and J. Snyders, "Minimal error-trellises for linear block codes," in *Proc. ISIT1998*, p. 228, Aug. 1998.
- [2] ———, "Error-trellises for convolutional codes—Part I: Construction," *IEEE Trans. Commun.*, vol. 46, no. 12, pp. 1592–1601, Dec. 1998.
- [3] L. R. Bahl, J. Cocke, F. Jelinek, and J. Raviv, "Optimal decoding of linear codes for minimizing symbol error rate," *IEEE Trans. Inform. Theory*, vol. IT-20, no. 2, pp. 284–287, March 1974.
- [4] D. Conti and N. Boston, "On the algebraic structure of linear tail-biting trellises," *IEEE Trans. Inform. Theory*, vol. 61, no. 5, pp. 2283–2299, May 2015.
- [5] G. D. Forney, Jr., "Convolutional codes I: Algebraic structure," *IEEE Trans. Inform. Theory*, vol. IT-16, no. 6, pp. 720–738, Nov. 1970.
- [6] ———, "Structural analysis of convolutional codes via dual codes," *IEEE Trans. Inform. Theory*, vol. IT-19, no. 4, pp. 512–518, July 1973.
- [7] ———, "Coset codes—Part II: Binary lattices and related codes," *IEEE Trans. Inform. Theory*, vol. 34, no. 5, pp. 1152–1187 (Appendix A), Sept. 1988.
- [8] ———, "Dimension/length profiles and trellis complexity of linear block codes," *IEEE Trans. Inform. Theory*, vol. 40, no. 6, pp. 1741–1752, Nov. 1994.
- [9] H. Gluesing-Luerssen and E. A. Weaver, "Linear tail-biting trellises: Characteristic generators and the BCJR-construction," *IEEE Trans. Inform. Theory*, vol. 57, no. 2, pp. 738–751, Feb. 2011.
- [10] ———, "Characteristic generators and dualization for tail-biting trellises," *IEEE Trans. Inform. Theory*, vol. 57, no. 11, pp. 7418–7430, Nov. 2011.
- [11] H. Gluesing-Luerssen and G. D. Forney, Jr., "Local irreducibility of tail-biting trellises," *IEEE Trans. Inform. Theory*, vol. 59, no. 10, pp. 6597–6610, Oct. 2013.
- [12] C. R. P. Hartmann and L. D. Rudolph, "An optimum symbol-by-symbol decoding rule for linear codes," *IEEE Trans. Inform. Theory*, vol. IT-22, no. 5, pp. 514–517, Sept. 1976.
- [13] R. Johannesson and K. S. Zigangirov, *Fundamentals of Convolutional Coding*. New York: IEEE Press, 1999.
- [14] A. B. Kiely, S. J. Dolinar, Jr., R. J. McEliece, L. L. Ekroot, and W. Lin, "Trellis decoding complexity of linear block codes," *IEEE Trans. Inform. Theory*, vol. 42, no. 6, pp. 1687–1697, Nov. 1996.
- [15] R. Koetter and A. Vardy, "The structure of tail-biting trellises: Minimality and basic principles," *IEEE Trans. Inform. Theory*, vol. 49, no. 9, pp. 2081–2105, Sep. 2003.
- [16] F. R. Kschischang and V. Sorokine, "On the trellis structure of block codes," *IEEE Trans. Inform. Theory*, vol. 41, no. 6, pp. 1924–1937, Nov. 1995.
- [17] S. Lin, T. Kasami, T. Fujiwara, and M. Fossorier, *Trellises and Trellis-Based Decoding Algorithms for Linear Block Codes*. Norwell, MA: Kluwer, 1998.
- [18] S. Lin and R. Y. Shao, "General structure and construction of tail biting trellises for linear block codes," in *Proc. ISIT2000*, p. 117, June 2000.
- [19] H. H. Ma and J. K. Wolf, "On tail biting convolutional codes," *IEEE Trans. Commun.*, vol. COM-34, no. 2, pp. 104–111, Feb. 1986.
- [20] R. J. McEliece, "On the BCJR trellis for linear block codes," *IEEE Trans. Inform. Theory*, vol. 42, no. 4, pp. 1072–1092, July 1996.
- [21] R. J. McEliece and W. Lin, "The trellis complexity of convolutional codes," *IEEE Trans. Inform. Theory*, vol. 42, no. 6, pp. 1855–1864, Nov. 1996.
- [22] D. J. Muder, "Minimal trellises for block codes," *IEEE Trans. Inform. Theory*, vol. 34, no. 5, pp. 1049–1053, Sept. 1988.
- [23] A. V. Neri and P. Shankar, "Unifying views of tail-biting trellis constructions for linear block codes," *IEEE Trans. Inform. Theory*, vol. 52, no. 10, pp. 4431–4443, Oct. 2006.
- [24] P. Piret, *Convolutional Codes—An Algebraic Approach*. Cambridge, MA: MIT Press, 1988.
- [25] Y. Shany and Y. Be'ery, "Linear tail-biting trellises, the square-root bound, and applications for Reed-Muller codes," *IEEE Trans. Inform. Theory*, vol. 46, no. 4, pp. 1514–1523, July 2000.
- [26] V. Sidorenko and V. Zyablov, "Decoding of convolutional codes using a syndrome trellis," *IEEE Trans. Inform. Theory*, vol. 40, no. 5, pp. 1663–1666, Sept. 1994.
- [27] M. Tajima, K. Shibata, and Z. Kawasaki, "Modification of syndrome trellises for high-rate convolutional codes," *IEICE Technical Report*, IT2002-2, pp. 7–12, May 2002.
- [28] M. Tajima, K. Okino, and T. Miyagoshi, "Minimal code(error)-trellis module construction for rate- k/n convolutional codes: Extension of Yamada-Harashima-Miyakawa's construction," *IEICE Trans. Fundamentals*, vol. E90-A, no. 11, pp. 2629–2634, Nov. 2007.
- [29] ———, "Error-trellis construction for tailbiting convolutional codes," *IEICE Technical Report*, IT2011-59, pp. 85–90, March 2012.
- [30] M. Tajima and K. Okino, "Error-trellises for tailbiting convolutional codes," in *Proc. ISITA2012*, pp. 648–652, Oct. 2012.
- [31] M. Tajima, K. Okino, and T. Murayama, "Tail-biting code/error-trellis construction for linear block codes," *IEICE Technical Report*, IT2014-39, pp. 153–158, July 2014.
- [32] M. Tajima, "Tail-biting trellises for a tail-biting convolutional code," *IEICE Technical Report*, IT2015-25, pp. 47–52, July 2015.
- [33] ———, "Tail-biting trellis construction for linear block codes based on coset decomposition," in *Proc. SITA2015 (Japanese Ed.)*, pp. 680–685, Nov. 2015.
- [34] M. B.S. Tavares, K. Sh. Zigangirov, and G. P. Fettweis, "Tail-biting LDPC convolutional codes," in *Proc. ISIT2007*, pp. 2341–2345, June 2007.
- [35] E. A. Weaver, "Minimality and duality of tail-biting trellises for linear codes," Ph.D. dissertation, submitted to the University of Kentucky, Lexington, Kentucky, USA, April 2012.
- [36] J. K. Wolf, "Efficient maximum likelihood decoding of linear block codes using a trellis," *IEEE Trans. Inform. Theory*, vol. IT-24, no. 1, pp. 76–80, Jan. 1978.
- [37] T. Yamada, H. Harashima, and H. Miyakawa, "A new maximum likelihood decoding of high rate convolutional codes using a trellis," *Trans. IEICE (Japanese Ed.)*, vol. J66-A, no. 7, pp. 611–616, July 1983.
- [38] V. Zyablov and V. Sidorenko, "Bounds on complexity of trellis decoding of linear block codes," *Probl. Pered. Inform.*, vol. 29, no. 3, pp. 3–9, July–Sept. 1993.