

Performance of Cloud Radio Networks

Sreejith T. Veetil, Kiran Kuchi and Radha Krishna Ganti

Abstract

Cloud radio networks coordinate transmission among base stations (BSs) to reduce the interference effects, particularly for the cell-edge users. In this paper, we analyze the performance of a cloud network with static clustering where geographically close BSs form a cloud network of cooperating BSs. Because, of finite cooperation, the interference in a practical cloud radio cannot be removed and in this paper, the distance based interference is taken into account in the analysis. In particular, we consider centralized zero forcing equalizer and dirty paper precoding for cancelling the interference. Bounds are developed on the signal-to-interference ratio distribution and achievable rate with full and limited channel feedback from the cluster users. The adverse effect of finite clusters on the achievable rate is quantified. We show that, the number of cooperating BSs is more crucial than the cluster area when full channel state information from the cluster is available for precoding. Also, we study the impact of limiting the channel state information on the achievable rate. We show that even with a practically feasible feedback of about five to six channel states from each user, significant gain in mean rate and cell edge rate compared to conventional cellular systems can be obtained.

Index Terms

Cellular networks, cloud networks, clustering, stochastic geometry, channel state information.

I. INTRODUCTION

The evolution of cellular communication networks from 1G through 4G [1] has resulted in a steady increase in the allowable rates for users (UEs). In cellular systems employing universal frequency reuse, other cell interference (OCI) is the main bottleneck that limits the system capacity. Mitigation of OCI using interference cancellation strategies results in improvement of achievable rates. Cloud radio network, which is also labeled as network multiple-input-multiple-output (MIMO) [2]–[12] is a centralized precoding architecture that can effectively remove OCI.

Sreejith T. V. and Kiran Kuchi are with the Department of Electrical Engineering, IIT Hyderabad, India. Radha Krishna Ganti is with the Department of Electrical Engineering, IIT Madras, India.

In a cloud radio network, a group of geographically close base-stations (BSs) are connected to a central processing unit (or cloud) through optical fiber. The baseband processing is done at the cloud, while the waveforms are exchanged between BSs and cloud through fiber. The function of the BS mainly involves carrier power amplification and transmission through an antenna. This type of BS with reduced functionality is referred to as a remote radio head-end (RRH). Use of low power RRHs generally reduces the size and cost significantly compared to conventional BSs. Furthermore, availability of baseband signals at the cloud enables interference suppression techniques to be used both in the downlink and the uplink. In addition, cloud facilitates traffic load balancing through joint scheduling among the RRHs.

In this paper, we are primarily interested in determining the rate gain that can be obtained through joint processing of signals with geographical clustering and limited channel feedback.

A. Motivation and Related Works

In [13], Foschini et al. compared the performance of conventional cellular networks (CCN) to that of coordinated transmission, and showed an enormous gain in using coordinated transmission in terms of spectral efficiency. A detailed overview of cooperative cellular networks and several possible degrees of cooperation can be found in [14]. In [15], authors presented the performance of distributed antenna arrays in cloud radio access networks with spatially random BSs and the minimal number of BSs to meet a predefined quality of service is analyzed using stochastic geometry. However, the interference from BSs outside the cluster which is an performance limiting factor is not accounted. In [16], CoMP is analyzed for sum rate maximization in uplink using linear beam forming with the assumption that BSs have full local and non-local channel state information.

Traditional grid model based approach is used in [17], to obtain the fundamental limits on the capacity of a cloud radio network. The authors have suggested that even with a faster backhaul or more efficient signal processing, the gain in capacity from a cloud radio network as opposed to a conventional cellular network cannot be improved due to inter-cluster interference.

The size of the cloud is limited by the propagation delay in optical fiber communication and other implementation constraints. Hence cloud processing is used among BSs grouped geographically (clusters). In this case, users located at the boundaries between the clusters receive interference from the BSs of neighboring clusters that can not be suppressed. The

achievable rate as obtained by zero-forcing dirty paper coding (ZF-DPC) with complete CSI takes a hit because the inter-cluster interference cannot be suppressed. In [18], ZF-DPC method with complete and limited channel feedback is analyzed with distance depended interference. It is shown that even with a limited feedback of three to six channel states from each user, the cloud radio has the potential to offer a significant increase in the capacity compared to conventional systems. However, clustering of the BSs is not considered. The impact of clustering with distance dependent interference and full-channel state information is considered in our earlier work [19].

Cooperative multipoint transmission with partial cooperation is studied in [20]. This paper considered user centric cooperation and assumes each user report a subset of strongly interfering BSs. Multiple antennas at each of the cooperating cells utilize wideband beamforming to steer the signal more towards the centre of cluster area and showed that, partial cooperation promises high gains for most UEs. In [21], dynamic clustering is considered, wherein cooperative clusters periodically regroup. It can improve the cell-edge SE, but, additional complex scheduling and backhaul connections are required. In [22], a user centric BS clustering along with channel dependent joint transmission is analyzed. It is shown that for small cooperative clusters, non-coherent joint transmission by small cells provides spectral efficiency gains without significantly increasing cell load. A joint transmission scheme is analyzed for heterogeneous networks in [23], and is shown that the BS cooperation boosts the coverage probability by 17% for a general user and by 24% for a worst case user.

User centric clustering requires each user to know their strongest interfering BSs and this set of BSs should be the same for jointly served users (for the BSs to perform appropriate beamforming) and which is typically not the case. In our work, instead of user centric or dynamic BS cooperation, we consider fixed geographically clustering of BSs which does not require complex scheduling between clusters. The BSs in a cluster are connected to a cloud processor where the base band signals are processed and send to the remote radio head (RRH) for transmission. We provide analytical expressions for signal-to-noise plus interference ratio (SINR) distribution with the residual inter cluster interference for zero-forcing dirty paper coding transmission.

B. Main Contributions

In this paper, we evaluate the coverage and rate in a cloud radio network with distance dependent interference. The main contributions are as follows:

- *Geographical clustering with complete channel knowledge:* In section III, we consider fixed area clusters in which the BSs inside a cluster can share complete channel information and hence cancel the intra-cluster interference at the users associated to the cluster. The SINR distribution of a typical user with the above BS clustering model is provided.
- *Clustering and ideal cloud:* *Ideal clouds* refers to the the hypothetical network where in all the nodes in the network can cooperate. In an ideal cloud network, by appropriate precoding, the interference can be completely eliminated and hence the system becomes noise limited. This can provide us with upper bounds on the performance of a network. For finite clustering, we obtain the optimal cluster size required to achieve an $(1 - \epsilon)$, $0 < \epsilon < 1$ fraction of the performance of an ideal cloud.
- *Clustering with limited channel knowledge:* The SINR distribution of a typical user when the user can feedback only a limited channel channel state information to the cloud processor is obtained in Section V.

C. Organization of the paper

In Section II, the system model used in this paper is discussed. In Section III, the performance of geographical clustering is analyzed. In Section IV, the performance of limited clustering is compared with an ideal cloud. In Section V, the performance of clustering with limited channel feedback is discussed and the paper is concluded in Section VI.

II. SYSTEM MODEL

In this section, we provide a mathematical model of the system that will be used in the subsequent analysis. We begin with the spatial distribution of the base stations.

A. Network model

The locations of the BSs are modeled as a spatial Poisson point process (PPP) [24] Φ_b of density λ_b and the user equipments (UEs) follow another independent PPP Φ_u of intensity λ_u in \mathbb{R}^2 .

We assume a nearest BS connectivity model, *i.e.*, a user, $x \in \Phi_u$, connects to a BS $y \in \Phi_b$, if and only if $\|x - y\| < \|x - z\|$, $\forall z \in \Phi_b$. The nearest BS connectivity model results in a Voronoi tessellation of the plane with respect to the BS locations. Hence the service area of a BS is the Voronoi cell associated with it.

B. Channel and pathloss model

A standard path loss model $\|x\|^{-\alpha}$, $\alpha > 2$, is assumed. Independent Rayleigh fading with unit mean is assumed between any pair of BS and UE. Therefore, the received signal amplitude for a stream from a BS $x \in \Phi_b$ to a UE $y \in \Phi_u$ is given by $h_{xy}r_{xy}^{-\alpha/2}$, where r_{xy} is the distance between UE x and BS y . Also h_{xy} is the corresponding fading term with $h_{xy} \sim \mathcal{CN}(0, 1)$. The noise term is assumed to be circularly symmetric complex Gaussian noise (AWGN) with zero mean and variance σ^2 . Assuming a transmit power of P_t for each transmitter, the average received signal-to-noise-power ratio for a user located at x from its associated BS y is $\text{SNR}_{xy} = P_t r_{xy}^{-\alpha} / \sigma^2$.

C. Geographical Clustering

We assume that the BS clusters are selected geographically and in particular assume square clusters as shown in Fig.1. Without loss of generality, we analyze the performance of the users in the cluster that contains the origin. To simplify the analysis (integrals), we approximate the cluster that contains the origin by a disc¹.

The BSs in a cluster are connected to a central unit (cloud) and all the channel information generated by the users is processed at this central unit to precode the transmit signals. We assume that the clustering area is defined only to coordinate the BSs and not for users. A user will always find the nearest BS regardless of the area it belongs to. We denote the cluster regions by $C_i, i = 0, 1, \dots$. In particular C_0 denotes the cluster centered at the origin. We assume all the clusters are identical and since Φ_b is stationary and hence we focus on the cluster C_0 .

D. Received Signal Vector

Let $m = |C_0 \cap \Phi_b|$ denote the size (number of BSs in the cluster) of the cluster C_0 . Let $\mathbf{X}_m = [x_1 \ x_2 \ \dots \ x_m]^T$ be the transmitted symbol vector² by the m -BSs of the cluster C_0 . Then the received signal vector of the cluster users denoted by $\mathbf{Y}_m = [y_1, y_2, \dots, y_m]^T$ is given by,

¹If the approximating disc forms an incircle to the square cell, the analyzed coverage will be a lower bound to the actual coverage probability. Similarly, the analyzed coverage will be an upper bound if the disc forms a circumcircle. See Figure 3.

²We used A^T to denote transpose of A and A^H to denote the conjugate transpose.

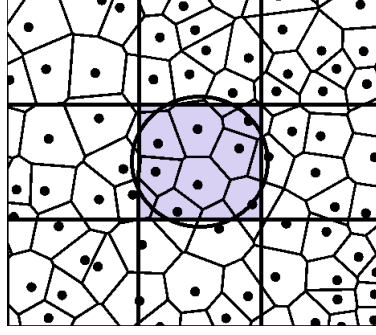


Fig. 1: Illustration of the a cloud radio system employing clustering. Here the BSs in each rectangular area are coordinated using a central cloud processor. In this paper we assume that the cluster region C_0 is a disc to simplify the analysis.

$$\begin{bmatrix} y_1 \\ y_2 \\ \vdots \\ y_m \end{bmatrix} = \begin{bmatrix} h_{11}r_{11}^{-\alpha/2} & h_{12}r_{12}^{-\alpha/2} & \dots & h_{1m}r_{1m}^{-\alpha/2} \\ h_{21}r_{21}^{-\alpha/2} & h_{22}r_{22}^{-\alpha/2} & \dots & h_{2m}r_{2m}^{-\alpha/2} \\ \vdots & \vdots & \vdots & \vdots \\ h_{m1}r_{m1}^{-\alpha/2} & h_{m2}r_{m2}^{-\alpha/2} & \dots & h_{mm}r_{mm}^{-\alpha/2} \end{bmatrix} \begin{bmatrix} x_1 \\ x_2 \\ \vdots \\ x_m \end{bmatrix} + \begin{bmatrix} I_1 \\ I_2 \\ \vdots \\ I_m \end{bmatrix} + \begin{bmatrix} n_1 \\ n_2 \\ \vdots \\ n_m \end{bmatrix}, \quad (1)$$

i.e.,

$$\mathbf{Y}_m = \mathbf{H}_m \mathbf{X}_m + \mathbf{I}_m + \mathbf{N}_m, \quad (2)$$

where $\mathbf{N}_m = [n_1 \ n_2 \ \dots \ n_m]^T$, with $n_i \sim \mathcal{CN}(0, \sigma^2)$. Also $\mathbf{I}_m = [I_1, I_2, \dots, I_m]^T$ are the interfering signals from BSs outside the cluster C_0 , where $I_i = \sum_{b \in \Phi'_b} h_{ib} r_{ib}^{-\alpha/2} x_b$ and $\Phi'_b = \Phi_b \setminus C_0 \cap \Phi_b$ and \mathbf{H}_m is the channel matrix. In our model, users associate with the nearest BS, a BS schedules a randomly selected user associated with it.

III. CLUSTERING WITH COMPLETE COOPERATION

In [25], Costa proved that by dirty paper (DP) precoding, in a network where the interference is non-causally known at the transmitter, it is possible to achieve the same capacity as if there were no interference. A reduced-complexity precoder is presented in [26]. This technique uses the LQ factorisation of the channel matrix to obtain a lower triangular channel matrix which decouples users in a layered manner, and helps in DPC implementation. This technique nulls the interference between data streams and hence the name zero forcing dirty paper coding (ZF-DPC). We use this reduced complexity ZF-DPC based algorithm to obtain an achievable rate in a cloud radio network.

A. Zero-forcing dirty paper coding

Since the user channels and the transmitted signals are known non-causally, the intra-cluster interference can be canceled by using ZF-DPC using appropriate precoding. Let $\mathbf{H}_m = \mathbf{L}_m \mathbf{Q}_m$ be the LQ decomposition of \mathbf{H}_m . Using $\mathbf{W}_m = \mathbf{Q}_m^H$ as the precoding matrix, the received signal by the users is

$$\begin{aligned} \mathbf{Y}_m &= \mathbf{H}_m \mathbf{W}_m \mathbf{X}_m + \mathbf{I}_m + \mathbf{N}_m, \\ &= \mathbf{L}_m \mathbf{X}_m + \mathbf{I}_m + \mathbf{N}_m, \\ \begin{bmatrix} y_1 \\ y_2 \\ \vdots \\ y_m \end{bmatrix} &= \begin{bmatrix} l_{11} & 0 & \dots & 0 \\ l_{21} & l_{22} & \dots & 0 \\ \vdots & \vdots & \vdots & \vdots \\ l_{m1} & l_{m2} & \dots & l_{mm} \end{bmatrix} \begin{bmatrix} x_1 \\ x_2 \\ \vdots \\ x_m \end{bmatrix} + \begin{bmatrix} I_1 \\ I_2 \\ \vdots \\ I_m \end{bmatrix} + \begin{bmatrix} n_1 \\ n_2 \\ \vdots \\ n_m \end{bmatrix}. \end{aligned} \quad (3)$$

Hence the signal received by a user u_i is

$$y_i = l_{ii} x_i + \sum_{j < i} l_{ij} x_j + I_i + n_i \quad \text{for } i = 1, 2, \dots, m.$$

For a user u_i (associated with BS $b_i \in C_0 \cap \Phi_b$), the precoder \mathbf{W}_m helps to cancel interference from BSs with indices $j > i$ of the cluster. The residual interference corresponding to BSs $j < i$ can be eliminated by using DPC successively. A suboptimal implementation of DPC, Tomlinson-Harashima Precoding (THP), can be found in [27]. It should also be noted that the signals from other clusters contributing interference to the users of cluster C_0 are also precoded using their own cluster channel state information. However, for the users in C_0 , these interfering signals also have the same power as the precoding is an unitary matrix and will not change the received interference power. Therefore, the post processing SINR for the UE u_i is given by,

$$\text{SINR}_i = \frac{|l_{ii}|^2}{\sigma^2 + \mathbf{I}_i(\Phi)}, \quad (4)$$

where $\mathbf{I}_i(\Phi) = \sum_{b \in \Phi'_b} |h_{ij}|^2 r_{ij}^{-\alpha}$. The downlink rate for the UE u_i is

$$C_i = \log \left(1 + \frac{|l_{ii}|^2}{\sigma^2 + \mathbf{I}_i(\Phi)} \right) \text{ bps/Hz}. \quad (5)$$

The diagonal elements of the lower triangular matrix, \mathbf{L} , are weighted linear combinations of exponential random variables each scaled with distance dependent pathloss, [28], [29]. Because of nearest BS connectivity, the off-diagonal terms are small compared to the diagonal terms. Hence, in the matrix \mathbf{H}_m , the dominant element in any row is the diagonal element, $h_{ii} r_{ii}^{-\alpha/2}$, where

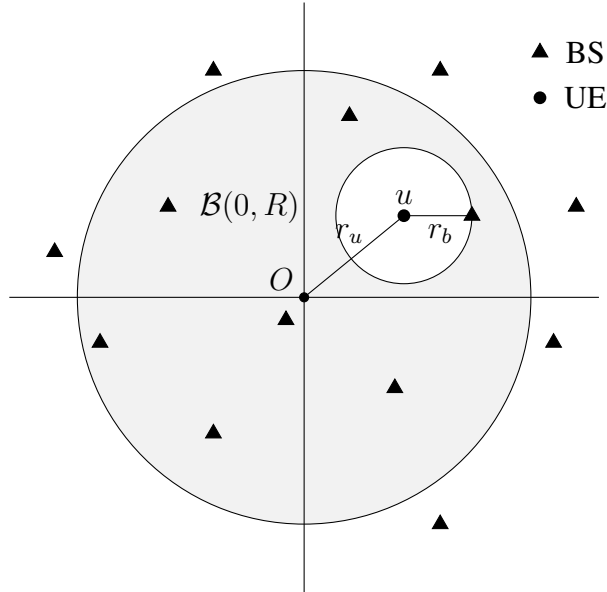


Fig. 2: Illustration of a cluster and a typical user. The cluster center is at origin, O and the typical user is at distance r_u from the origin. The closest BSs to this typical user is at a distance r_b .

r_{ii} is the distance to the tagged BS from i th UE. Therefore, we can approximate $l_{ii} \approx h_{ii}r_{ii}^{-\alpha/2}$. This key approximation makes the analysis tractable and is validated through simulations.

B. Coverage Probability

Without loss of generality, we consider a cluster around the origin, $D_c = \mathcal{B}(O, R)$ and a typical user, u , dropped in this cluster randomly, as shown in Fig. 2. Let r_u denote the distance of this typical user from the origin and r_b denote the distance of the typical user to its closest BS. A user is in coverage if the received SINR is above a threshold T . We now evaluate the coverage probability of a typical user.

TABLE I: Distance distributions

1.	r_b	Nearest distance	$f_{r_b}(r_b) = 2\pi\lambda r_b e^{-\lambda\pi r_b^2}$	$0 \leq r_b$
2.	r_u	Distance of user	$f_{r_u}(r_u) = \frac{2r_u}{R^2}$	$0 \leq r_u \leq R$

Let $\Lambda(\rho, T) = {}_2F_1\left(1, \frac{\alpha-2}{\alpha}; 2 - \frac{2}{\alpha}; -\rho^\alpha T\right)$, where ${}_2F_1(a, b, c, x)$ is the standard hypergeometric function.

Lemma 1. *The coverage probability of a typical user is lower bounded by*

$$P_{c,R}(T) \geq \mathbb{E}_{r_u, r_b}[P_1(T)\mathbf{1}(r_b < R - r_u)] \quad (6)$$

$$+ \mathbb{E}_{r_u, r_b}[P_2(T)\mathbf{1}(R - r_u < r_b < R + r_u)],$$

where $P_1(T)$ and $P_2(T)$ are given by

$$P_1(T) = e^{-Tr_b^\alpha \sigma^2} e^{-\lambda \int_0^{2\pi} \frac{Tr_b^\alpha (R')^{2-\alpha} \Lambda(r_b/R', T)}{\alpha-2} d\varphi}, \quad (7)$$

and

$$P_2(T) = e^{-Tr_b^\alpha \sigma^2} e^{-\lambda 2\Theta \frac{Tr_b^2 \Lambda(1, T)}{\alpha-2}} e^{-\lambda \int_{-\Theta}^{\Theta} \frac{Tr_b^\alpha (R')^{2-\alpha} \Lambda(r_b/R', T)}{\alpha-2} d\varphi}. \quad (8)$$

Here $R' = \sqrt{\cos^2(\varphi)r_u^2 + R^2} - \cos(\varphi)r_u$ and $\Theta = \pi - \arccos\left[\frac{r_b^2 + r_u^2 - R^2}{2r_b r_u}\right]$. The PDF of r_b and r_u are given in Table I.

Proof: See Appendix A. ■

The inequality in the above theorem results by neglecting the cases when there are no BSs inside the cluster C_0 and the probability of this event decreases to zero with increasing BS density or cluster radius. The integrals in (7) and (8) can be evaluated using a M-quadrant approximation by dividing the interfering area into $2\pi/M$ angular regions [19] as follows:

$$\int_0^{2\pi} \frac{Tr_b^\alpha (R')^{2-\alpha} \Lambda(r_b/R', T)}{\alpha-2} d\varphi \approx \sum_{n=0}^{M-1} \frac{2\pi}{M} \frac{Tr_b^\alpha R_n^{2-\alpha} \Lambda(r_b/R_n, T)}{\alpha-2},$$

where, $R'_n = \sqrt{\cos^2(\theta_n)r_u^2 + R^2} - \cos(\theta_n)r_u$. This approximation can be used for numerical evaluation. In this paper, we use $M = 128$ for numerical evaluation. We now numerically evaluate the SNR distribution given in Lemma 1 and compare with Monte-Carlo simulations. We choose $\alpha = 4$, and the noise variance σ^2 is chosen so that the average SNR at a receiver at a distance 200 m is 10 dB. The figures are also parameterized by the average inter BS distance D and equals $D = 2/\sqrt{\pi\lambda}$, where λ is the BS density.

In Figure 3, the coverage probability given in Lemma 1 is plotted as a function of the SINR threshold T for various cluster sizes $A = \pi R^2$ and the inter-BS distances D . Also the exact Monte-Carlo simulations are plotted for some configurations. The Monte-Carlo simulations utilize a rectangular tessellation for BS cooperation. We observe that the coverage probability

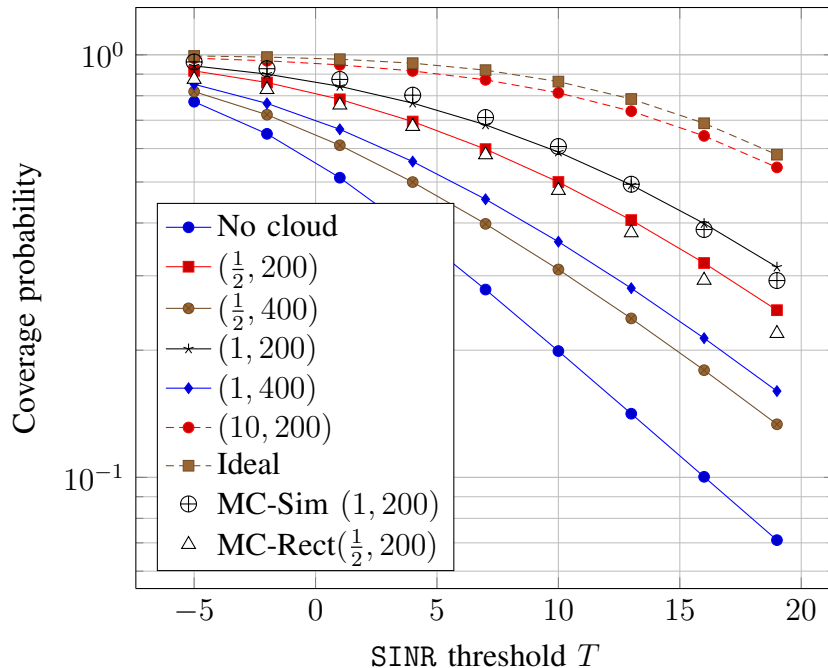


Fig. 3: Coverage probability for various combinations of cluster area and inter base station distance (A, D) where $A = \pi R^2$ is in km^2 and D in m. The conventional cellular networks with no cooperation is denoted by "No cloud" and "Ideal" is the scenario in which the entire network is cooperating, *i.e.*, $R = \infty$. The Monte-Carlo simulation for $(A, D) = (1, 200)$ is marked by \oplus . MC-Rect corresponds to a Monte-Carlo simulation with a square cell C_0 of area A instead of the circular approximation.

obtained in Lemma 1 matches the Monte-Carlo simulation closely. This observation also validates our assumption $l_{ii} \approx h_{ii} r_{ii}^{-\alpha/2}$. As expected, the coverage increases with increasing cluster radius when the BS density (or D) is constant. Also, for a given cluster radius, the coverage probability increases with decreasing D (or increasing density). This is because, with cloud clustering, the interferers inside a cluster will be completely eliminated and most of the users in the cluster are associated to a closer BS inside the cluster and hence have a higher signal strength. This is in contrast to the performance of a conventional cellular network where the coverage does not change with density [30].

The cumulative distribution function (CDF) of rate, $C = \log_2(1 + \text{SINR})$, for a user can be obtained from the coverage probability as $F_C(t) = \mathbb{P}[\log_2(1 + \text{SINR}) < t] = 1 - P_{cR}(2^t - 1)$ where t is the rate in bits/sec/Hz. The rate profile is provided in Table II, for various R and $D =$

A	\bar{N}	5 %	10 %	50 %	Mean
Cell	-	0.09	0.15	1.23	2.14
1/2	4	0.21	0.40	2.37	3.41
1	8	0.29	0.54	3.00	3.86
2	16	0.41	0.72	3.65	4.43
10	80	0.80	1.49	5.69	6.17
Ideal	∞	2.48	3.54	7.74	8.22

(a) $D = 400$

A	\bar{N}	5 %	10 %	50 %	Mean
Cell	-	0.09	0.15	1.23	2.14
1/8	4	0.20	0.39	2.44	3.43
1/4	8	0.28	0.51	2.98	3.87
1/2	16	0.37	0.70	3.64	4.41
2.5	80	0.78	1.46	5.57	6.05
Ideal	∞	2.48	3.54	7.74	8.22

(b) $D = 200$

TABLE II: Rate profile of a typical user for various combinations of cluster area and inter BS distance, where $A = \pi R^2$ is in km^2 and D in m. N_{avg} is the average number of BSs in a cluster. Rates are in bits/sec/Hz.

200, 400. Compared to the conventional cellular system, the 5% percentile point (corresponds to edge users) increases by 300%, while the mean rate increases by 200% when 16 BSs cooperate in a cluster of area $1/2 \text{ km}^2$. We also observe that the mean rate increases faster to the ideal case of complete cooperation than the 5% rate, indicating the disparity between the edge and the interior users in a cluster.

IV. IDEAL CLOUDS AND MINIMUM CLUSTERING AREA WITH ϵ -PENALTY

Ideal cloud is an hypothetical network in which all the nodes cooperate and eliminate co-channel interference. It is easy to observe that the performance of an ideal cloud provides upper bounds on the achievable performance of a network with limited cooperation. In this section, we look at how the cluster radius R should be chosen so that the coverage probability (a.k.a. SINR distribution) is close to the coverage probability of an ideal cloud.

A. Coverage probability of Ideal clouds

Since there is no interference, the coverage probability equals the probability that the received signal-power-to-noise ratio is larger than a threshold and is given by [18],

$$P_{c,\infty}(T) = 2\pi\lambda_b \int_0^\infty r e^{-T\sigma^2 r^\alpha - \pi\lambda_b r^2} \mathbf{d}r. \quad (9)$$

This can be obtained from Lemma 1, by noting that when $R = \infty$, there will be only type-I users (see Appendix A).

B. Minimum clustering area with ϵ -penalty

When all the BSs are cooperating, the network becomes noise limited instead of being interference limited. In this case, the throughput can be increased by merely increasing the transmit power or increasing the density of the BS as shown in Figure 4. However, due to practical limitations, only the BSs in a small area can cooperate using the cloud infrastructure. In particular, all the BS in the cluster $C_0 = B(O, R)$ cooperate and precoding removes the intra-cluster interference.

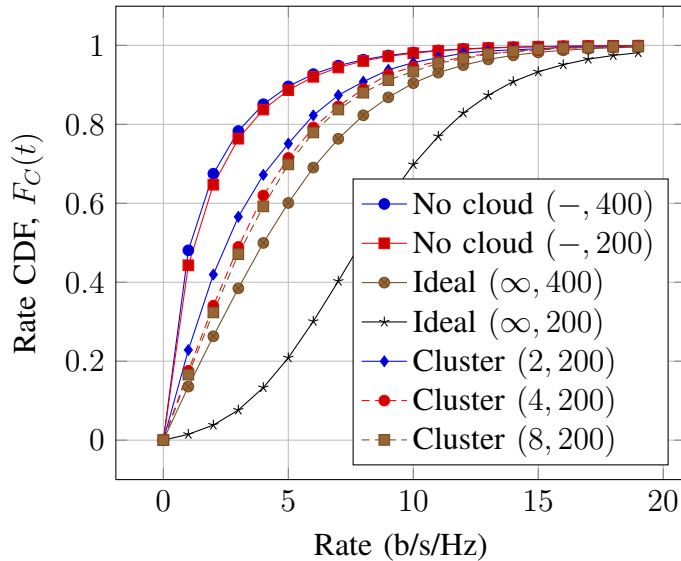


Fig. 4: Rate distribution of cloud network with average inter BS distance $D = 400\text{m}$ and 200m .

Let $y = (R(1 - \delta), 0)$ denote the location of the user at a distance $(1 - \delta)R$ from the center of the cluster. A small δ implies that the user is close to the cluster boundary and δ close to one implies an interior user. We now will evaluate the cluster size R so that that the coverage probability with finite cluster radius R equals $(1 - \epsilon)P_{c,\infty}(T)$, *i.e.*,

$$R^*(\epsilon, \delta) = \arg \min_R \{P_{c,R}(T) = (1 - \epsilon)P_{c,\infty}(T)\},$$

where

$$P_{c,R}(T) = \mathbb{P} \left(\frac{|h|^2 r^{-\alpha}}{\sigma^2 + \mathbf{I}_i(\Phi)} \geq T \right).$$

Lemma 2. *The optimal scaling of the BS cluster radius is*

$$R^*(\epsilon, \delta) \sim (\lambda T \Delta(\delta) \eta(T) \epsilon^{-1})^{1/(\alpha-2)}, \quad \epsilon \rightarrow 0, \quad (10)$$

where $\eta(T) = \mathbb{E}[\exp(-T\sigma^2 r^\alpha)]/\mathbb{E}[\exp(-T\sigma^2 r^\alpha)]$ and $\Delta(\delta) = \int_{B(o,1)^c} \frac{1}{\|z-(1-\delta,0)\|^\alpha} dz$.

Proof: See Appendix B. ■

From Lemma 2, we observe that for the coverage to be $1 - \epsilon$ close to the ideal cloud, $R^*(\epsilon, \delta)$ should scale as $\epsilon^{-1/(\alpha-2)}$ and tends to infinity when $\alpha \rightarrow 2$. It is easy to see that $\Delta(\delta) \rightarrow \infty$ as $\delta \rightarrow 1$ and hence $R^*(\epsilon, \delta)$ increases to infinity. This is intuitive since the coverage probability of a user at the boundary of a cooperating cluster always sees some interference.

When $\sigma^2 = 0$, *i.e.*, the noise is ignored, $\eta(T) = \pi^{-\alpha/2} \lambda^{-\alpha/2} \Gamma(\frac{\alpha}{2} + 1)$. Hence from Lemma 2, we have that the optimal scaling should be

$$R^*(\epsilon, \delta) \sim \left(T \Delta(\delta) \pi^{-\alpha/2} \lambda^{(2-\alpha)/2} \Gamma\left(\frac{\alpha}{2} + 1\right) \epsilon^{-1} \right)^{1/(\alpha-2)},$$

which implies that the average number of nodes in a cooperating cluster should scale as

$$\mathbb{E}[\Phi(B(o, R^*(\epsilon, \delta)))] = \lambda \pi R^*(\epsilon, \delta)^2 \sim \left(T \Delta(\delta) \pi^{-1} \Gamma\left(\frac{\alpha}{2} + 1\right) \epsilon^{-1} \right)^{2/(\alpha-2)}.$$

The above equation shows that the performance is determined by the average number of nodes in a cluster rather than the cluster radius.

V. CLUSTERING WITH LIMITED CHANNEL KNOWLEDGE

As the size of the cluster, $m = |C_0 \cap \Phi_b|$, increases, the amount of CSI required for precoding increases as $O(m^2)$ as the size of \mathbf{H}_m is $m \times m$. For instance, in a cluster with $m = 2$, the number of individual channel states required is 4, whereas this number increases to 400 for a cloud with 20 BSs. Obtaining such large amount of CSI in a cellular network is practically infeasible. Therefore, there arises a need to explore the effect of partial CSI on the achievable rate using ZF-DPC. In current cellular networks, the channel states of at most six best BSs can be estimated [31]. Next, we discuss the performance of ZF-DPC with limited channel feedback.

A. ZF-DPC with partial CSI

We assume that every user can report the channel states of its nearest $L \leq m$ BSs of the cluster. Let the channel matrix with partial CSI from the m users be denoted by $\mathbf{H}_p \in \mathbb{R}^{m \times m}$ with the unknown channels assumed to be zero. Essentially, each row of \mathbf{H}_p has at most L non zero entries. Let $\mathbf{H}_p = \mathbf{L}_p \mathbf{Q}_p$ be the LQ factorization of the channel matrix of \mathbf{H}_p . Hence, the actual channel matrix denoted by \mathbf{H}_m equals $\mathbf{H}_m = \mathbf{H}_p + \mathbf{H}_r$, where $\mathbf{H}_r \in \mathbb{R}^{m \times m}$ is the matrix

consisting of all the unknown channels (not fed back by the users to the central processing node). Using $\mathbf{W}_m = \mathbf{Q}_p^\dagger$ as the precoding matrix and the channel being \mathbf{H}_m , we obtain,

$$\begin{aligned} \mathbf{Y}_m &= (\mathbf{H}_p + \mathbf{H}_r) \mathbf{Q}_p^\dagger \mathbf{X}_m + \mathbf{I}_i(\phi) + \mathbf{N}_m \\ &= \mathbf{L}_p \mathbf{X}_m + \underbrace{\mathbf{H}_r \mathbf{Q}_p^\dagger \mathbf{X}_m}_{\mathbf{E}_m} + \mathbf{I}_i(\phi) + \mathbf{N}_m. \end{aligned} \quad (11)$$

By using DPC we can cancel interference from known channels, *i.e.*, the terms in the lower part of \mathbf{L}_p . Hence the interference of the BS whose channels are known can be canceled. However, the interference from the intra cluster BSs whose CSI is unknown leads to the interference term \mathbf{E}_m , thus degrading the overall performance.

B. Coverage probability

Consider a cluster around the origin, $D_c = \mathcal{B}(0, R)$ and a user u at a distance r_u from origin which is tagged to a BS at a distance r_b from it. After the interference from nearest L BSs, which is at a distance r_l from the user, is cancelled, the SINR is

$$\text{SINR} = \frac{|h_b|^2 r_b^{-\alpha}}{\sigma^2 + \sum_{y \in \Phi'_b} |h_y|^2 \|y - u\|^{-\alpha}}, \quad (12)$$

where $\Phi'_b = \Phi_b \setminus \{x_1, x_2, \dots, x_L\}$ and $x_1, x_2, \dots, x_L \in D_c$ are the L nearest BSs from the user u , and inside the cluster C_o .

Lemma 3. *The coverage probability of a typical user in a cloud radio with partial channel feedback is*

$$\begin{aligned} P_{c,R}(T) &\geq \mathbb{E}_{r_u, r_b, r_l} [P_1(T) \mathbf{1}(r_b < R - r_u, r_b < r_l < R - r_u)] \\ &\quad + \mathbb{E}_{r_u, r_b, r_l} [P_2(T) \mathbf{1}(r_b < R - r_u, R - r_u < r_l < R + r_u)] \\ &\quad + \mathbb{E}_{r_u, r_b, r_l} [P_3(T) \mathbf{1}(R - r_u < r_b < R + r_u, r_b \leq r_l \leq R + r_u)] \end{aligned} \quad (13)$$

where

$$P_1(T) = e^{-Tr_b^\alpha \sigma^2} e^{-2\pi\lambda \frac{Tr_b^\alpha r_l^{2-\alpha} \Lambda(r_b/r_l, T)}{\alpha-2}},$$

$$P_2(T) = e^{-Tr_b^\alpha \sigma^2} e^{-\lambda \int_{-\Theta}^{\Theta} \frac{Tr_b^\alpha (R')^{2-\alpha} \Lambda(r_b/R', T)}{\alpha-2} d\varphi} e^{-\lambda 2(\pi-\Theta) \frac{Tr_b^\alpha r_l^{2-\alpha} \Lambda(r_b/r_l, T)}{\alpha-2}},$$

and

$$P_3(T) = e^{-Tr_b^\alpha \sigma^2} e^{-2\lambda \int_{\Theta_1}^{\Theta_2} \frac{Tr_b^\alpha (R')^{2-\alpha} \Lambda(r_b/R', T)}{\alpha-2} d\varphi} e^{-\lambda 2\Theta_1 \frac{Tr_b^2 \Lambda(1, T)}{\alpha-2}} e^{-\lambda \int_{\Theta_2}^{2\pi-\Theta_2} \frac{Tr_b^\alpha r_l^{2-\alpha} \Lambda(r_b/r_l, T)}{\alpha-2} d\varphi}.$$

Here $\Theta = \pi - \arccos \left[\frac{r_l^2 + r_u^2 - R^2}{2r_l r_u} \right]$ and $R' = \sqrt{\cos(\varphi)^2 r_u^2 - r_u^2 + R^2} - \cos(\varphi) r_u$. Also $\Theta_1 = \pi - \arccos \left[\frac{r_b^2 + r_u^2 - R^2}{2r_b r_u} \right]$ and $\Theta_2 = \pi - \arccos \left[\frac{r_l^2 + r_u^2 - R^2}{2r_l r_u} \right]$. The pdf of r_l conditioned on r_b is given by $\mathbf{f}_{r_l|r_b}(r_l|r_b) = \frac{2(\pi\lambda)^L}{(L-1)!} (r_l^2 - r_b^2)^{L-1} r_l e^{-\pi\lambda(r_l^2 - r_b^2)}$.

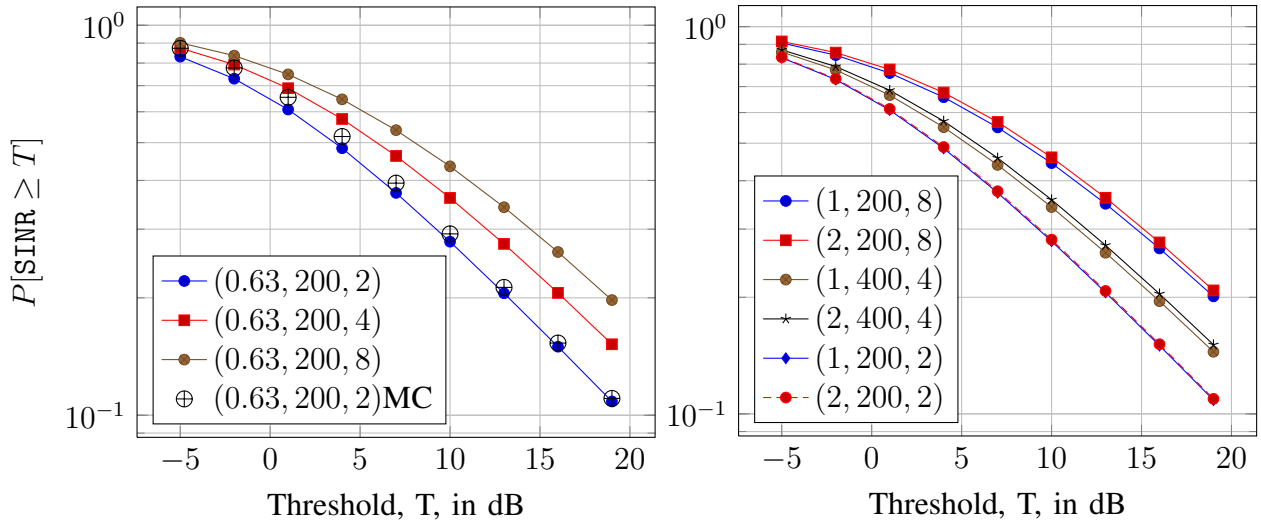
Proof: See Appendix C. ■

C. Results and discussion

We have used the same parameters as in the previous section for a fair comparison. The path loss is chosen as $\alpha = 4$, and the noise variance σ^2 is chosen so that the average SNR at a receiver at a distance 200 m is 10 dB and the average inter BS distance D and equals $D = 2/\sqrt{\pi\lambda}$, where λ is the BS density. In Fig. 5, we have shown coverage probability of a typical user for various combinations of cluster area, available CSI and BS density. We first observe that the Monte Carlo simulations are very close to the theoretical results. From Fig. 5a, we can see that coverage increases with available CSI as expected. We can see the significant performance improvement even with the channel knowledge of the two nearest BSs, compared to a conventional cellular network.

We have seen that for clustering with complete channel knowledge, the performance is improved by increasing the number of cooperating nodes, *i.e.*, the dependence of performance is more on number of cooperating nodes. A similar observation can be seen for clustering with partial channel state information. From Fig. 5b, we can see that, performance of network with $L = 4$ is almost similar for cluster area, $A = 0.63$ and 1 for fixed BS density. For a fixed area we can see that the coverage improvement with the density (implies increasing average number of BSs per cluster). This is because of most of the users will be associated with a closer BS.

The rate profile with limited CSI is provided for different configurations of cluster area, density of BSs and limited channel states, in Table III. We observe that when CSI limited to two channels, the cell-edge rate improves from 0.12 to 0.16 and with CSI of four and six channels, the cell-edge rate doubles and triples respectively. Similar observation hold true even for the mean rate. Also from the rate profile, we can see that it is the available channel state at the transmitter that matters more than the average number of nodes or area of the cluster. Hence, it is better to build small clusters of about six to eight BSs, so that the receiver complexity can be reduced, and still have performance benefits as compared to that of no clustering. Hence, ZF-DPC is a good choice for cloud radio network operation in the downlink due to a high gain



(a) Coverage probability for various levels of available CSI with fixed area and density. (b) Coverage probability for fixed CSI and different cluster area and BS density

Fig. 5: Coverage probability for various combinations of cluster area, inter base station distance and available CSI denoted by (A, D, L) where $A = \pi R^2$ is in km^2 and D in m. Cluster area $A = 0.63$ ensures average number of BSs per cluster is 20.

in capacity even with limited feedback. Furthermore, limiting the CSI to about eight channels captures about 75 – 81% of the rate that could be achieved with complete CSI from the cluster nodes.

VI. CONCLUSION

In this paper, the impact of finite clustering in a cloud radio on the coverage and rate is analyzed with complete and with partial channel feedback. In particular, the coverage probability of a typical user served by group of geographically clustered BSs is provided. We compared the cloud network performance with a conventional cellular network. From this analysis and simulations, we observe that the average number of nodes and available channel state feed back in a cluster play a critical role, rather than the geographical area of a cooperating cluster. Even finite clustering provides substantial rate gain to both the cluster edge and interior users. It is found that even with practically feasible feedback of the nearest six channel states from each user, the edge rate can be quadrupled.

L	5 %	10 %	50 %	Mean	L	5 %	10 %	50 %	Mean	L	5 %	10 %	50 %	Mean
Cell	0.12	0.20	1.30	2.38	Cell	0.12	0.20	1.30	2.38	Cell	0.12	0.20	1.30	2.38
2	0.16	0.31	1.91	2.83	2	0.16	0.31	1.91	2.84	2	0.17	0.32	1.96	2.86
4	0.27	0.50	2.64	3.50	4	0.29	0.56	2.77	3.63	4	0.32	0.60	2.85	3.70
6	0.32	0.59	3.03	3.86	6	0.39	0.70	3.25	4.05	6	0.43	0.79	3.38	4.17
8	0.35	0.65	3.27	4.09	8	0.42	0.76	3.67	4.49	8	0.52	0.93	3.72	4.49
Full	0.42	0.76	3.67	4.49	Full	0.54	1.02	4.48	5.13	Full	0.71	1.30	5.28	5.80

(a) $D = 200, A = 0.5, \bar{N} = 16$					(b) $D = 200, A = 1, \bar{N} = 32$					(c) $D = 200, A = 2, \bar{N} = 64$				
L	5 %	10 %	50 %	Mean	L	5 %	10 %	50 %	Mean	L	5 %	10 %	50 %	Mean
Cell	0.12	0.20	1.30	2.38	Cell	0.12	0.20	1.30	2.38	Cell	0.12	0.20	1.30	2.38
2	0.15	0.29	1.94	2.87	2	0.16	0.31	1.92	2.85	2	0.16	0.32	1.97	2.88
4	0.29	0.52	2.65	3.51	4	0.30	0.55	2.76	3.62	4	0.33	0.61	2.85	3.69
6	0.32	0.60	3.00	3.79	6	0.40	0.72	3.26	4.07	6	0.44	0.79	3.37	4.16
8	0.38	0.71	3.40	4.18	8	0.43	0.79	3.52	4.30	8	0.51	0.92	3.73	4.45
Full	0.39	0.75	3.67	4.48	Full	0.58	1.04	4.54	5.21	Full	0.72	1.35	5.45	5.95

(d) $D = 400, A = 2, \bar{N} = 16$					(e) $D = 400, A = 4, \bar{N} = 32$					(f) $D = 400, A = 8, \bar{N} = 64$				
------------------------------------	--	--	--	--	------------------------------------	--	--	--	--	------------------------------------	--	--	--	--

TABLE III: Rate profile of a typical user for various values of PCSI, cluster area and BS density. Rates are in bits/sec/Hz. *Cell* and *Full* represent conventional cellular networks without cooperation and clustering with full cooperation respectively.

ACKNOWLEDGMENT

We would like to acknowledge the IU-ATC project for its support. This project is funded by the Department of Science and Technology (DST), India and Engineering and Physical Sciences Research Council (EPSRC). We would also like to thank the CPS project in IIT Hyderabad and the Samsung GRO project for supporting this work.

REFERENCES

- [1] *Physical Layer Aspects for Evolved UTRA (Release 7)*, 3GPP Std. TR 25.814, 2005.
- [2] E. Telatar, "Capacity of multi-antenna Gaussian channels," *European transactions on telecommunications*, vol. 10, no. 6, pp. 585–595, 1999.
- [3] S. A. Ramprasad, G. Caire, and H. C. Papadopoulos, "Cellular and network MIMO architectures: MU-MIMO spectral efficiency and costs of channel state information," in *Signals, Systems and Computers, 2009 Conference Record of the Forty-Third Asilomar Conference on*. IEEE, 2009, pp. 1811–1818.
- [4] *Coordinated multi-point operation for LTE physical layer aspects (Release 11)*, 3GPP TR 36.819, 2011. [Online]. Available: <http://www.3gpp.org>

- [5] S. Annappureddy, A. Barbieri, S. Geirhofer, S. Mallik, and A. Gorokhov, "Coordinated joint transmission in WWAN," *IEEE Commun. Theory Wksp*, 2010.
- [6] R. Irmer, H. Droste, P. Marsch, M. Grieger, G. Fettweis, S. Brueck, H.-P. Mayer, L. Thiele, and V. Jungnickel, "Coordinated multipoint: Concepts, performance, and field trial results," *Communications Magazine, IEEE*, vol. 49, no. 2, pp. 102–111, 2011.
- [7] A. Barbieri, P. Gaal, S. Geirhofer, T. Ji, D. Malladi, Y. Wei, and F. Xue, "Coordinated downlink multi-point communications in heterogeneous cellular networks," in *Information Theory and Applications Workshop (ITA), 2012*, Feb 2012, pp. 7–16.
- [8] M. K. Karakayali, G. J. Foschini, and R. A. Valenzuela, "Network coordination for spectrally efficient communications in cellular systems," *Wireless Communications, IEEE*, vol. 13, no. 4, pp. 56–61, 2006.
- [9] D. Gesbert, S. Hanly, H. Huang, S. S. Shitz, O. Simeone, and W. Yu, "Multi-cell MIMO cooperative networks: A new look at interference," *IEEE J.Sel. A. Commun.*, vol. 28, no. 9, pp. 1380–1408, Dec. 2010. [Online]. Available: <http://dx.doi.org/10.1109/JSAC.2010.101202>
- [10] P. Wang, H. Wang, L. Ping, and X. Lin, "On the capacity of MIMO cellular systems with base station cooperation," *Wireless Communications, IEEE Transactions on*, vol. 10, no. 11, pp. 3720–3731, 2011.
- [11] O. Simeone, N. Levy, A. Sanderovich, O. Somekh, B. Zaidel, H. Poor, and S. Shamai, "Information theoretic considerations for wireless cellular systems: The impact of cooperation," *Foundations and Trends in Communications and Information Theory*, vol. 7, 2012.
- [12] S. Venkatesan, H. Huang, A. Lozano, and R. Valenzuela, "A WiMAX-based implementation of network MIMO for indoor wireless systems," *EURASIP J. Adv. Signal Process*, vol. 2009, pp. 9:3–9:3, Feb. 2009. [Online]. Available: <http://dx.doi.org/10.1155/2009/963547>
- [13] G. Foschini, K. Karakayali, and R. Valenzuela, "Coordinating multiple antenna cellular networks to achieve enormous spectral efficiency," *IEE Proceedings-Communications*, vol. 153, no. 4, pp. 548–555, 2006.
- [14] D. Gesbert, S. Hanly, H. Huang, S. Shamai Shitz, O. Simeone, and W. Yu, "Multi-cell MIMO cooperative networks: A new look at interference," *Selected Areas in Communications, IEEE Journal on*, vol. 28, no. 9, pp. 1380–1408, December 2010.
- [15] Z. Ding and H. Poor, "The use of spatially random base stations in cloud radio access networks," *Signal Processing Letters, IEEE*, vol. 20, no. 11, pp. 1138–1141, Nov 2013.
- [16] A. Papadogiannis, D. Gesbert, and E. Hardouin, "A dynamic clustering approach in wireless networks with multi-cell cooperative processing," in *Communications, 2008. ICC'08. IEEE International Conference on*. IEEE, 2008, pp. 4033–4037.
- [17] A. Lozano, R. Heath, and J. Andrews, "Fundamental limits of cooperation," *Information Theory, IEEE Transactions on*, vol. 59, no. 9, pp. 5213–5226, Sept 2013.
- [18] K. Kuchi, M. M. Mohiuddin, T. V. Sreejith, R. Bansal, G. V. V. Sharma, and S. Emami, "Cloud radios with limited feedback," *International Conference on Signal Processing and Communications (SPCOM)*, July 2014.
- [19] T. V. Sreejith, K. Kuchi, and R. K. Ganti, "Performance of cloud radio networks with clustering," in *Proc., IEEE ICC*, London, June 2015.
- [20] W. Mannerich and W. Zirwas, "Reporting effort for cooperative systems applying interference floor shaping," in *Personal Indoor and Mobile Radio Communications (PIMRC), 2011 IEEE 22nd International Symposium on*. IEEE, 2011, pp. 541–545.
- [21] I. D. Garcia, N. Kusashima, K. Sakaguchi, and K. Araki, "Dynamic cooperation set clustering on base station cooperation

- cellular networks,” in *Personal Indoor and Mobile Radio Communications (PIMRC), 2010 IEEE 21st International Symposium on*. IEEE, 2010, pp. 2127–2132.
- [22] R. Tanbourgi, S. Singh, J. Andrews, and F. Jondral, “Analysis of non-coherent joint-transmission cooperation in heterogeneous cellular networks,” in *Communications (ICC), 2014 IEEE International Conference on*, June 2014, pp. 5160–5165.
- [23] G. Nigam, P. Minero, and M. Haenggi, “Coordinated multipoint joint transmission in heterogeneous networks,” *Communications, IEEE Transactions on*, vol. 62, no. 11, pp. 4134–4146, Nov 2014.
- [24] D. Stoyan, W. S. Kendall, and J. Mecke, *Stochastic Geometry and its Applications*, 2nd ed., ser. Wiley series in probability and mathematical statistics. New York: Wiley, 1995.
- [25] M. H. M. Costa, “Writing on dirty paper (corresp.),” *Information Theory, IEEE Transactions on*, vol. 29, no. 3, pp. 439–441, May 1983.
- [26] G. Caire and S. Shamai, “On the achievable throughput of a multiantenna gaussian broadcast channel,” *Information Theory, IEEE Transactions on*, vol. 49, no. 7, pp. 1691–1706, July 2003.
- [27] C. Windpassinger, R. Fischer, T. Vencel, and J. Huber, “Precoding in multiantenna and multiuser communications,” *Wireless Communications, IEEE Transactions on*, vol. 3, no. 4, pp. 1305–1316, July 2004.
- [28] L.-C. Wang, C.-J. Yeh, and C.-F. Li, “Coverage performance analysis of multiuser MIMO broadcast systems,” in *Vehicular Technology Conference, 2008. VTC Spring 2008. IEEE*, May 2008, pp. 832–836.
- [29] G. Caire and S. Shamai, “On the achievable throughput of a multiantenna gaussian broadcast channel,” *Information Theory, IEEE Transactions on*, vol. 49, no. 7, pp. 1691–1706, July 2003.
- [30] J. G. Andrews, F. Baccelli, and R. K. Ganti, “A tractable approach to coverage and rate in cellular networks,” *Communications, IEEE Transactions on*, vol. 59, no. 11, pp. 3122–3134, November 2011.
- [31] V. Garg, *IS-95 CDMA and cdma2000: Cellular/PCS Systems Implementation*. Pearson Education, 1999. [Online]. Available: <https://books.google.co.in/books?id=VMe87kOKW3wC>

APPENDIX A

PROOF OF LEMMA 1

Here, for notational simplicity, λ , r_b , h_b and h_j will be used instead of λ_b , r_{ii} , h_{ii} and $h_{i,j}$ respectively. The users are classified into three types according to r_b , r_u and R . Let $D_u = \mathcal{B}(u, r_b)$.

Type-I : A user is classified as type-I when $D_c \cap D_u = D_u$, i.e., $r_u + r_b \leq R$. In this case, the interfering BSs will belong to $\Phi_b \setminus D_c \cap \Phi_b$.

Type-II : A user is classified as type-II when $R - r_u < r_b < R + r_u$. In this case, the void region, D_u , around the user u is not entirely in D_c . The interfering BSs are $\Phi_b \setminus (D_c \cup D_u \cap \Phi_b)$.

Type-III : A user is classified as type-III when $D_c \subset D_u$. However this is a very low probability event and happens only when the density of the BSs is very low and these users are not belonged to C_0 as these are tagged to BSs out side C_0 .

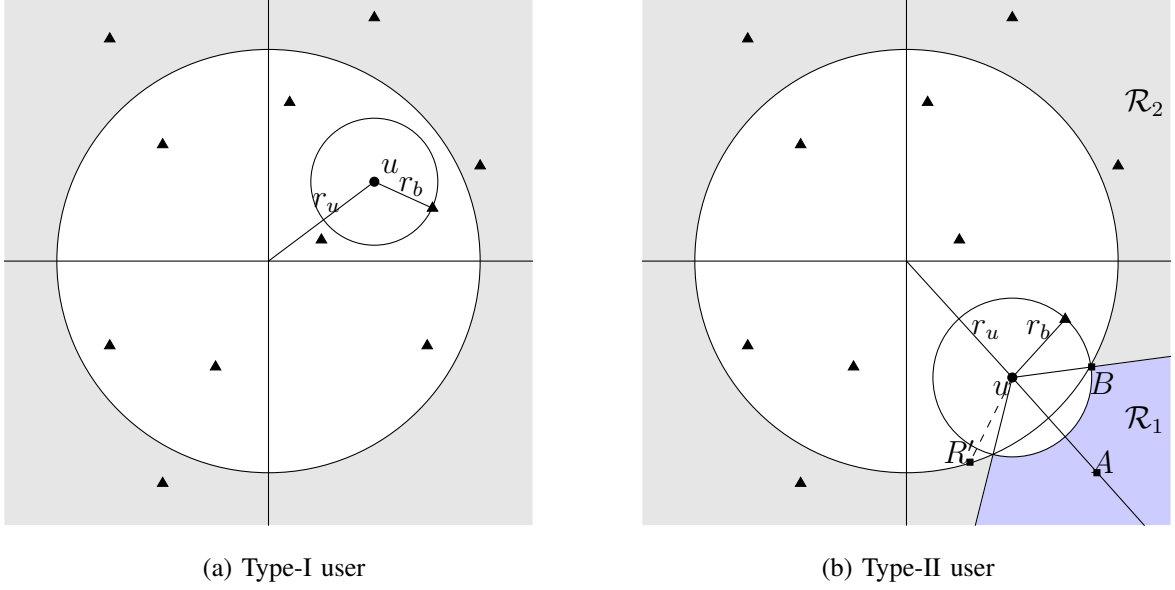


Fig. 6: Illustration of type-I and II users and their interference region. For type-I user interferer region is outside D_C and for type-II it is outside $D_C \cup D_u$ also for type-II the region is divided into two, \mathcal{R}_1 and \mathcal{R}_2 . In \mathcal{R}_2 , interferer distance, $r_y \geq r_b$ and in \mathcal{R}_1 $r_y \geq R'$.

The probabilities of type-I and type-II users are given by,

$$\begin{aligned}
 p_1 &= \mathbb{P}[0 < r_u < R, 0 < r_b < R - r_u], \\
 &= 1 - \frac{\operatorname{erf}(\sqrt{\pi}\sqrt{\lambda}R)}{\sqrt{\lambda}R} - \frac{e^{-\pi\lambda R^2} - 1}{\pi\lambda R^2},
 \end{aligned}$$

and similarly

$$p_2 = \frac{\pi R\sqrt{\lambda} \operatorname{erf}(2\sqrt{\pi}\sqrt{\lambda}R) + e^{-4\pi\lambda R^2} - 1}{\lambda\pi R^2}.$$

A. User Type-I

By shifting origin to u , the SINR of the user at the origin can be written as,

$$\text{SINR} = \frac{|h|^2 r_b^{-\alpha}}{\sigma^2 + \sum_{y \in \Phi \setminus D_R} |h_y|^2 \|y\|^{-\alpha}}, \quad (14)$$

where $D_R = \Phi \cap \mathcal{B}(-u, R)$. The conditional distribution of SIR is $\mathbb{P}[\text{SIR} > T | r_u, r_b]$

$$\begin{aligned}
 &= \mathbb{P}\left[\frac{|h_b|^2 r_b^{-\alpha}}{\sigma^2 + \sum_{y \in \Phi \setminus D_R} |h_y|^2 \|y\|^{-\alpha}} > T | r_u, r_b\right], \\
 &= e^{-Tr_b^\alpha \sigma^2} \mathcal{L}_I(Tr_b^\alpha).
 \end{aligned} \quad (15)$$

Laplace transform of interference,

$$\begin{aligned}
\mathcal{L}_I(s) &= \mathbb{E} \left[\exp \left(-s \sum_{y \in \Phi \setminus D_R} |h_y|^2 \|y\|^{-\alpha} \right) \right], \\
&= \mathbb{E} \left[\prod_{y \in \Phi \setminus D_R} \frac{1}{1 + s \|y\|^{-\alpha}} \right], \\
&= \exp \left(-\lambda \int_{\theta=0}^{2\pi} \int_{R'}^{\infty} \left(1 - \frac{1}{1 + s r_y^{-\alpha}} \right) r_y dr_y d\theta \right), \\
&= \exp \left(-\lambda \int_{\theta=0}^{2\pi} \frac{s(R')^{2-\alpha} {}_2F_1 \left(1, \frac{\alpha-2}{\alpha}; 2 - \frac{2}{\alpha}; -(R')^{-\alpha} s \right)}{\alpha - 2} d\theta \right)
\end{aligned}$$

where $R' = \sqrt{\cos^2(\theta)r_u^2 + R^2} - \cos(\theta)r_u$ is the distance of u to the point on the disc D_c at an angle θ .

B. User Type-II

For users with $0 < r_u < R$, $R - r_u < r_b < R + r_u$,

$$\text{SINR} = \frac{|h_b|^2 r_b^{-\alpha}}{\sigma^2 + \sum_{y \in \Phi \setminus D_E} |h_y|^2 \|y - u\|^{-\alpha}}, \quad (16)$$

where $D_E = \Phi \cap (\mathcal{B}(0, R) \cup \mathcal{B}(u, r_b))$.

The interfering regions are shaded in Fig. 6. In the region, \mathcal{R}_1 , the interferer distance, r_y , from user is such that $r_b < r_y$ and in region, \mathcal{R}_2 , interferes are beyond the disc perimeter. The distance from any $u \in D_c$ to a point on the perimeter of the disc at an angle φ from UA is given by $y = R' = \sqrt{\cos^2(\varphi)r_u^2 + R^2} - \cos^2(\varphi)r_u$. Laplace transform of interference,

$$\begin{aligned}
\mathcal{L}_I(s) &= \mathbb{E} \left[\exp \left(-s \sum_{y \in \Phi \setminus D_E} |h_y|^2 \|y\|^{-\alpha} \right) \right] \\
&= \exp \left(-\lambda \int_{\varphi=-\Theta}^{\Theta} \int_{r_y=r_b}^{\infty} \left(1 - \frac{1}{1 + s r_y^{-\alpha}} \right) r_y dr_y d\varphi \right. \\
&\quad \left. - \lambda \int_{\varphi=\Theta}^{2\pi-\Theta} \int_{r_y=R'}^{\infty} \left(1 - \frac{1}{1 + s r_y^{-\alpha}} \right) r_y dr_y d\varphi \right), \\
&= e^{-\lambda 2\Theta} \frac{s r_b^{2-\alpha} {}_2F_1 \left(1, \frac{\alpha-2}{\alpha}; 2 - \frac{2}{\alpha}; -T \right)}{\alpha - 2} \\
&\quad \times e^{-\lambda \int_{-\Theta}^{\Theta} \frac{s(R')^{2-\alpha} {}_2F_1 \left(1, \frac{\alpha-2}{\alpha}; 2 - \frac{2}{\alpha}; -T r_b^\alpha (R')^{-\alpha} \right)}{d\varphi},
\end{aligned}$$

where Θ is the angle between u and the intersection of the circles, $\angle AUB$, i.e., $\Theta = \pi - \arccos \left[\frac{r_b^2 + r_u^2 - R^2}{2r_b r_u} \right]$ and $R' = \sqrt{b_n^2 r_u^2 - r_u^2 + R^2} - b_n r_u$ is the distance from origin to the arc of cluster disc from Θ to $2\pi - \Theta$.

APPENDIX B

PROOF OF LEMMA 2

Proof: The probability that the BS that the user at $y = (R(1 - \delta), 0)$ associates with a BS in the cluster is lower bounded by

$$\mathbb{P}(\Phi(B(y, \delta)) > 0) = 1 - \exp(-\lambda R^2 \delta^2),$$

and tends to one as R becomes larger. If $\epsilon \approx 0$, this implies that the cluster radius R should be very large. Hence the interference (with very high probability) is from all the BSs outside the cluster. We now compute the probabilities conditioned on the distance r of the user to the closest BS. Since $|h|^2$ is exponentially distributed, the conditional probability is

$$\tilde{P}_{c,R}(T) = \exp(-T\sigma^2 r^\alpha) \underbrace{\mathbb{E}[\exp(-Tr^\alpha \mathbf{I}_i(\Phi))]}_{T_1}.$$

We will now look at term containing the interference. First averaging over the fading terms in the interference which are exponentially distributed,

$$\begin{aligned} T_1 &= \mathbb{E} \prod_{x \in \Phi \cap B(o, R)^c} e^{-Tr^\alpha h_{xy} \|x-y\|^{-\alpha}}, \\ &= \mathbb{E} \prod_{x \in \Phi \cap B(o, R)^c} \frac{1}{1 + Tr^\alpha \|x-y\|^{-\alpha}}. \end{aligned}$$

Using the probability generating functional of the Poisson point process and using the substitution $x \rightarrow z'R$ we have

$$T_1 = e^{-\lambda R^2 \int_{B(o,1)^c} \frac{1}{1 + T^{-1} r^{-\alpha} R^\alpha \|z-\tilde{y}\|^\alpha} dz}, \quad (17)$$

where $\tilde{y} = (1 - \delta, 0)$. We want T_1 to be approximately $1 - \epsilon$. When ϵ is small it is easy to see that the argument of the exponent should be close to zero. This is possible only when R is very large, and for large R we have

$$T_1 \sim e^{-\lambda R^{2-\alpha} T r^\alpha \int_{B(o,1)^c} \frac{1}{\|z-\tilde{y}\|^\alpha} dz}. \quad (18)$$

Let $\Delta(\delta) = \int_{B(o,1)^c} \frac{1}{\|z-\tilde{y}\|^\alpha} dz$. Observe that $\Delta(\delta) < \infty$ for $\delta < 1$. Hence averaging over the radius r ,

$$P_{c,R}(T) \sim \mathbb{E}_r \left[\exp(-T\sigma^2 r^\alpha) e^{-\lambda R^{2-\alpha} T r^\alpha \Delta(\delta)} \right] \quad (19)$$

$$\stackrel{(a)}{\sim} \mathbb{E}_r \left[\exp(-T\sigma^2 r^\alpha) (1 - \lambda R^{2-\alpha} T r^\alpha \Delta(\delta)) \right], \quad (20)$$

where (a) follows by the approximation $\exp(-x) \sim 1 - x, x \rightarrow 0$. Setting

$$R = \left(\frac{\lambda T \Delta(\delta) \eta(T)}{\ln(1/(1-\epsilon))} \right)^{1/(\alpha-2)} \sim (\lambda T \Delta(\delta) \eta(T) \epsilon^{-1})^{1/(\alpha-2)},$$

where $\eta(T) = \mathbb{E}[\exp(-T\sigma^2 r^\alpha) r^\alpha] / \mathbb{E}[\exp(-T\sigma^2 r^\alpha)]$ would lead to

$$P_{c,R}(T) \sim (1 - \epsilon) \mathbb{E}_r \left[\exp(-T\sigma^2 r^\alpha) \right].$$

■

APPENDIX C

PROOF OF LEMMA 3

Here, the users are classified into five types according to r_b, r_u, R and r_l , where r_l is the distance to L th nearest interferer from the typical user. Let $D_u = \mathcal{B}(u, r_b)$ and $D_L = \mathcal{B}(u, r_l)$. The possible five cases of r_u, r_b and r_l are shown in Fig. 7.

Type-I : A user is classified as type-I when $D_c \cap D_u = D_u$, i.e., $r_u + r_b \leq R$ and $D_c \cap D_L = D_L$, i.e., $r_b \leq r_l \leq R - r_u$. In this case, the interfering BSs will belong to $\Phi_b \setminus D_L \cap \Phi_b$, see Fig. 7a. Probability of this users will be high for dense networks.

Type-II : Here, $0 \leq r_b < R - r_u$ and $R - r_u \leq r_l \leq R + r_u$. Here the void region D_u is inside D_c and the interfering BSs belongs to $\Phi_b \setminus (D_c \cap D_L \cap \Phi_b)$, see Fig. 7b.

Type-III : Here, $R - r_u \leq r_b < R + r_u$ and $r_b \leq r_l \leq R + r_u$. Here the void region D_u is not perfectly inside D_c and the interfering BSs belongs to $\Phi_b \setminus (D_c \cap D_L \cup D_u \cap \Phi_b)$, see Fig. 7c.

Type-IV : When $D_L \cap D_c = D_L$, means the number of interfering BSs inside the cluster of interest is less than L , we have not considered this case.

Type-V : Physically inside the cluster but not tagged to a BS of the cluster area it belongs to.

Last two cases can be neglected in the derivation, because they are not belonging to the cases we are analyzing here.

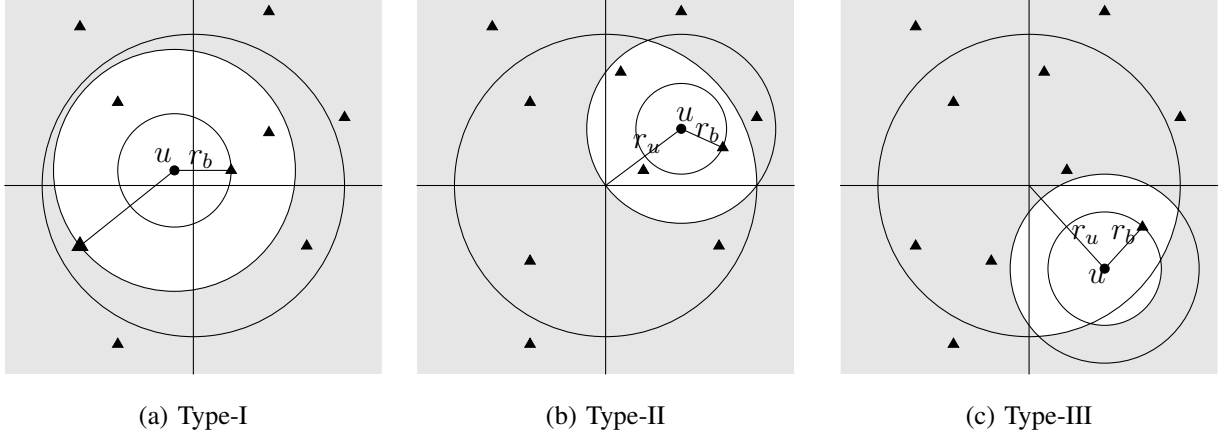


Fig. 7: Illustration of type-I,II and III users and their interference region. The shaded region is the possible locations of interference. For type-III user no interference region goes beyond the cluster disc because of the nearest neighbor connectivity which implies no interferer is closer than tagged BS.

1) *Type I User*: The users who are finding the L th nearest BS is inside the cluster of the tagged BS are included in this case. Here, $0 < r_u < R$, $0 \leq r_b < R - r_u$, $r_b \leq r_l \leq R - r_u$ and this assumption makes the user always connected to a BS inside its cluster and the interfering BSs will be the entire region outside the circle of radius r_l . Now the SINR of the user u can be written as,

$$\text{SINR} = \frac{|h_b|^2 r_b^{-\alpha}}{\sigma^2 + \sum_{y \in \Phi \setminus D_L} |h_y|^2 \|y - u\|^{-\alpha}}. \quad (21)$$

By shifting origin to u ,

$$\text{SINR} = \frac{|h_b|^2 r_b^{-\alpha}}{\sigma^2 + \sum_{y \in \Phi \setminus \hat{D}_L} |h_y|^2 \|y\|^{-\alpha}}. \quad (22)$$

Therefore the conditional distribution of SIR is,

$$\mathbb{P}[\text{SIR} > T | r_u, r_b, r_l] = \mathbb{P} \left[\frac{|h_b|^2 r_b^{-\alpha}}{\sum_{y \in \Phi \setminus \hat{D}_L} |h_y|^2 \|y\|^{-\alpha}} > T | r_u, r_b, r_l \right], \quad (23)$$

$$= \mathbb{P} \left[|h_b|^2 > T r_b^\alpha \sum_{y \in \Phi \setminus \hat{D}_L} |h_y|^2 \|y\|^{-\alpha} | r_u, r_b, r_l \right], \quad (24)$$

$$= \mathcal{L}_I(T r_b^\alpha) |_{r_u, r_b, r_l}. \quad (25)$$

Laplace transform of interference,

$$\mathcal{L}_I(s) = \exp \left(-2\pi\lambda \frac{sr_l^{2-\alpha} {}_2F_1 \left(1, \frac{\alpha-2}{\alpha}; 2 - \frac{2}{\alpha}; -sr_l^{-\alpha} \right)}{\alpha - 2} \right) \quad (26)$$

2) *Type II User*: When the user finds the tagged BS inside the cluster and the L th BS distance r_l is as given in Fig.7, i.e., D_u , inside and L th interferer circle, D_L crossing the cluster area. Here, $0 < r_u < R$, $0 \leq r_b < R - r_u$ and $R - r_u \leq r_l \leq R + r_u$.

Laplace transform of interference,

$$\begin{aligned} \mathcal{L}_I(s) &= \exp \left(-\lambda \int_{\varphi=-\Theta}^{\Theta} \int_{r_y=R'}^{\infty} \left(1 - \frac{1}{1 + sr_y^{-\alpha}} \right) r_y dr_y d\varphi \right. \\ &\quad \left. -\lambda \int_{\varphi=\Theta}^{2\pi-\Theta} \int_{r_y=r_l}^{\infty} \left(1 - \frac{1}{1 + sr_y^{-\alpha}} \right) r_y dr_y d\varphi \right) \\ &= \exp \left(-\lambda \int_{\varphi=-\Theta}^{\Theta} \frac{s(R')^{2-\alpha} {}_2F_1 \left(1, \frac{\alpha-2}{\alpha}; 2 - \frac{2}{\alpha}; -(R')^{-\alpha}s \right)}{\alpha - 2} d\varphi \right) \\ &\quad \times \exp \left(-\lambda 2(\pi - \Theta) \frac{sr_l^{2-\alpha} {}_2F_1 \left(1, \frac{\alpha-2}{\alpha}; 2 - \frac{2}{\alpha}; -sr_l^{-\alpha} \right)}{\alpha - 2} \right) \end{aligned} \quad (27)$$

where Θ is the angle between v and the point of intersection of the circles, $\Theta = \pi - \arccos \left[\frac{r_l^2 + r_u^2 - R^2}{2r_l r_u} \right]$ and $R' = \sqrt{b_n^2 r_u^2 - r_u^2 + R^2} - b_n r_u$ is the distance from origin to the arc of cluster disc from Θ to $2\pi - \Theta$. Also we have, $b_n = \cos(\varphi)$.

3) *Type III User*: When the user finds the tagged BS inside the cluster and the L th BS distance r_l is as given in Fig.7, i.e., D_U and D_L are intersecting the cluster disc. Here, $0 < r_u < R$, $R - r_u \leq r_b < R + r_u$ and $r_b \leq r_l \leq R + r_u$.

Laplace transform of interference,

$$\begin{aligned} \mathcal{L}_I(s) &= \exp \left(-2\lambda \int_{\varphi=\Theta_1}^{\Theta_2} \int_{r_y=R'}^{\infty} \left(1 - \frac{1}{1 + sr_y^{-\alpha}} \right) r_y dr_y d\varphi \right. \\ &\quad \left. -\lambda \int_{\varphi=-\Theta_1}^{\Theta_1} \int_{r_y=r_b}^{\infty} \left(1 - \frac{1}{1 + sr_y^{-\alpha}} \right) r_y dr_y d\varphi \right. \\ &\quad \left. -\lambda \int_{\varphi=\Theta_2}^{2\pi-\Theta_2} \int_{r_y=r_l}^{\infty} \left(1 - \frac{1}{1 + sr_y^{-\alpha}} \right) r_y dr_y d\varphi \right), \end{aligned} \quad (28)$$

where Θ_1 is the angle between \mathbf{u} and the point of intersection of the circles D_c and D_u , i.e., $\Theta_1 = \pi - \arccos \left[\frac{r_b^2 + r_u^2 - R^2}{2r_b r_u} \right]$, Θ_2 is the angle between \mathbf{u} and the point of intersection of the circles D_c and D_L , i.e., $\Theta_2 = \pi - \arccos \left[\frac{r_l^2 + r_u^2 - R^2}{2r_l r_u} \right]$ and $R' = \sqrt{b_n^2 r_u^2 - r_u^2 + R^2} - b_n r_u$ is the distance from origin to the arc of cluster disc from Θ to $2\pi - \Theta$. Also we have, $b_n = \cos(\varphi)$.