

Large Anomalous Nernst Effect in a Skyrmion Crystal

Yo Pierre Mizuta*

Graduate School of Natural Science and Technology, Kanazawa University, Kakuma, Kanazawa, 920-1192 JAPAN

Fumiyuki Ishii

Faculty of Mathematics and Physics, Kanazawa University, Kakuma, Kanazawa, 920-1192 JAPAN

(Dated: July 6, 2021)

Thermoelectric properties of a model skyrmion crystal were theoretically investigated, and it was found that its large anomalous Hall conductivity, corresponding to large Chern numbers induced by its peculiar spin structure leads to a large transverse thermoelectric voltage through the anomalous Nernst effect. This implies the possibility of finding good thermoelectric materials among skyrmion systems, and thus motivates our quests for them by means of the first-principles calculations as were employed here.

I. INTRODUCTION

Thermoelectric (TE) generation, harvesting waste heat and turning it into electricity, should play an important role in realizing more energy-efficient society and overcoming the global warming. Nevertheless, it is yet to be widely used, mainly due to its still limited efficiency. There have been many studies pursuing highly efficient TE systems with a large value of figure of merit: $Z_X = \sigma X^2 / \kappa$, where σ and κ are longitudinal electrical and thermal conductivity respectively, and $X = S$ or N is the Seebeck or Nernst coefficient depending on whether we use the longitudinal or transverse voltage for power generation. Here we omitted labels xx or yy in σ and κ by assuming an isotropic system. Among those, our study sheds light on the anomalous effect of electrical conduction perpendicular to an electric field (anomalous Hall effect, AHE)¹ or to a temperature gradient (anomalous Nernst effect, ANE)² on TE performance, focusing on a particular contribution to the conductivity of AHE (ANE), namely the so-called *intrinsic* term $\sigma_{xy}^{\text{int}}(\alpha_{xy}^{\text{int}})$ expressed as a functional of Berry curvature³ $\Omega(\mathbf{k}) \equiv i\langle \partial_{\mathbf{k}} u | \times | \partial_{\mathbf{k}} u \rangle$ in momentum(\mathbf{k}) space (See the middle line of Eq.(A4) in Appendix A), where $|u_{\mathbf{k}}\rangle$ is the periodic part of a Bloch state.

Systems hosting AHE/ANE are found in magnetic materials, both normal semiconductors⁴ and topological insulators⁵. We previously studied simple models of 2D electron gas in an interface composed of those materials^{6,7}. The anomalous effect on Seebeck coefficient was fairly large there, but remained rather small compared to what will be reported in this paper, which can mainly be attributed to the limited magnitude of the anomalous Hall conductivity (AHC) $\sigma_{xy}^{\text{int}} \leq 1$ (The unit is taken to be e^2/h for the AHC in 2D in this paper) there.

There have been several ideas proposed for obtaining large AHC, such as the manipulation of massive Dirac cones (each of them being the source of $\sigma_{xy}^{\text{int}} = 1$) by controlling parameters⁸, or the extension of system dimension in the normal-to-plane direction (2D to 3D)⁹.

What we focus here is another one, namely, the control of real-space spin textures which are well known to induce another contribution to the AHE/ANE, often called the *topological* Hall/Nernst conductivity¹⁰ $\sigma_{xy}^T(\alpha_{xy}^T)$ that also has a geometrical meaning related to $\sigma_{xy}^{\text{int}}(\alpha_{xy}^{\text{int}})$. In terms of Berry-

phase theory³, the emergence of *topological* terms in the continuum limit (spin variation scale \gg atomic spacing), is an analogue of the ordinary Hall effect with the external B field just replaced by *spin magnetic field* B_{spin} , which is the real-space Berry curvature $\Omega(\mathbf{R})$ itself, proportional to a quantity called *spin scalar chirality* $\chi_{ijk} \equiv \mathbf{m}_i \cdot \mathbf{m}_j \times \mathbf{m}_k$ reflecting the geometrical structure spanned by each spin trio $(\mathbf{m}_i, \mathbf{m}_j, \mathbf{m}_k)$. Although it should be better to treat σ_{xy}^{int} and σ_{xy}^T on an equal footing, we will omit the latter (*topological*) term in the main part of this paper because the validity of the simple relation $B_{\text{spin}} \propto \Omega(\mathbf{R})$ is not clear for our system of rather short spin variation scale. Still, the omission can be justified within this approximation (See Appedix B for details).

Among many possible spin textures, what we target here is the so-called skyrmion crystal (SkX) phase observed even near room-temperature¹¹, where skyrmions, particle-like spin whirls, align on a lattice. The skyrmionic systems, originally explored in nuclear physics¹², have been studied extensively these days in condensed matter physics as well. Typical SkX-hosting materials are some of the transition metal silicides/germanides: MnSi¹³, MnGe, FeGe, or heterostructures such as monolayer Fe on Ir(111)¹⁴, in all of which the Dzyaloshinskii-Moriya term, a spin-orbit coupling effect peculiar to their inversion-asymmetric crystal structure, plays a crucial role in the emergence of skyrmions.

Regarding the AHE in skyrmionic systems, phases with a quantized AHC, i.e. $\sigma_{xy}^{\text{int}} = C(e^2/h)$ with an integer C called Chern number, have been recently predicted in the models of SkX where the conduction electron spins are exchange-coupled to the SkX either strongly¹⁵ or weakly¹⁶, preceded by a report of QAHE in a meron (half-skyrmion) crystal¹⁷. In this paper we focus on the case picked out in Ref.[15] because of its particularly large σ_{xy}^{int} , implying the possibility of large ANE as well, thanks to the close relation between AHE and ANE^{2,18}, and that is the main point we confirmed in this study.

At the end of this section, we stress that the computational method used in our study is based on first-principles, which can be applied to the exploration of realistic materials of SkX etc. from the same perspective.




FIG. 1. A view of an unit cell of 6×6 SkX.

II. EXPRESSIONS OF THERMOELECTRIC QUANTITIES

The formulae for the thermoelectric coefficients to be evaluated follow from the linear response relation of charge current: $\mathbf{j} = \tilde{\sigma} \mathbf{E} + \tilde{\alpha} (-\nabla T)$, where \mathbf{E} and ∇T are the electric field and temperature gradient present in the sample.

Using the conductivity tensors $\tilde{\sigma} = [\sigma_{ij}]$ and $\tilde{\alpha} = [\alpha_{ij}]$, we obtain

$$\begin{cases} S \equiv S_{xx} \equiv \frac{E_x}{\partial_x T} = \frac{S_0 + \theta_H N_0}{1 + \theta_H^2} \\ N \equiv S_{xy} \equiv \frac{E_x}{\partial_y T} = \frac{N_0 - \theta_H S_0}{1 + \theta_H^2} = -S_{yx}. \end{cases} \quad (1)$$

Here we defined $S_0 \equiv \alpha_{xx}/\sigma_{xx}$, $\theta_H \equiv \sigma_{xy}/\sigma_{xx}$, $N_0 \equiv \alpha_{xy}/\sigma_{xx}$ for a simpler notation. See Eq.(A4) in Appendix A for the specific form of the conductivity tensors σ and α we consider here. Throughout this paper, since our 2D system has no periodicity in z direction, we discuss $\sigma_{ij} \equiv \sigma_{ij}^{2D} \equiv d \times \sigma_{ij}^{3D}$, which is independent of the film thickness d and has the dimension of e^2/h whose unit can be Ω^{-1} , instead of *real* conductivity σ_{ij}^{3D} .

Note that the Seebeck coefficient S_0 estimated without considering Berry curvature is obtained by setting $\theta_H = 0$ and $N_0 = 0$ in Eq. (1).

III. MODEL

We consider a magnetic SkX on a two dimensional square lattice, with its unit cell of lattice constant $2\lambda = 19.8\text{\AA}$ containing 6×6 spins, thus the atomic lattice spacing $a = 2\lambda/6$ being 3.3\AA . The spin configuration is equivalent to the one studied in Ref.[15], i.e., the spherical coordinates of spin $\mathbf{m}(\mathbf{r}_i)$ located at site i are set as $\theta_i = \pi(1 - r_i/\lambda)$ for $r_i < \lambda$ and $\theta_i = 0$ for $r_i > \lambda$, along with $\phi_i = \tan^{-1}(y_i/x_i) + C$, where C is an arbitrary constant. In order to simulate the simplest case, we assumed each spin is that of a hydrogen atom. The spin modulation in the system is shown in Fig.1.

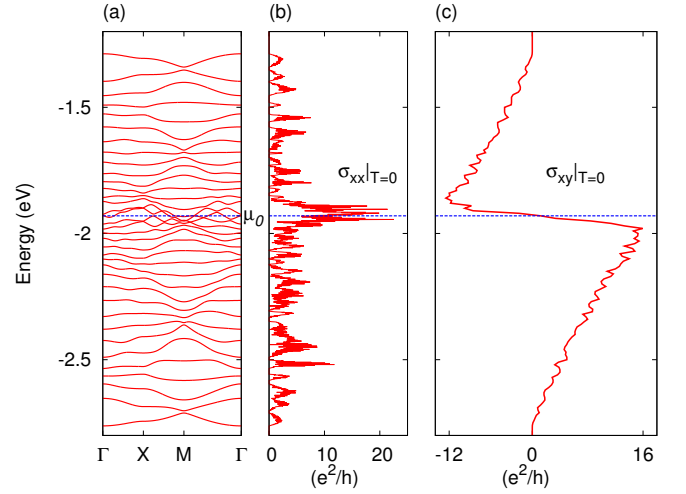


FIG. 2. (a) Band structure and Fermi-level dependence of (b) longitudinal and (c) anomalous Hall conductivity of 6×6 SkX. The blue dashed line indicates the μ_0 mentioned in the main text.

IV. COMPUTATIONAL PROCEDURE

Our calculations consist of three steps: (1) Obtain the electronic states of target SkX using *OpenMX* code¹⁹, (2) Construct maximally localized Wannier functions (MLWF) employing *Wannier90* code²⁰ and finally (3) Compute from the obtained MLWF all the necessary transport quantities [tensors σ and α in Eq.(A4)] expressed according to the Boltzmann semiclassical transport theory, where we adopted constant-relaxation-time approximation with a fixed value of $\tau = 0.1\text{ps}^{21}$.

In step(1), one s -character numerical pseudo-atomic orbital with cutoff radius of 7 bohr was assigned to each H atom. The present calculation for a non-collinear magnetic system was realized by applying a spin-constraining method²² in the non-collinear density functional theory²³. Step(1) yielded $6 \times 6 = 36$ non-spin-degenerate occupied bands and the equal number of unoccupied ones, among which only the former 36 bands were used in step(2) to construct MLWF and interpolated with them to calculate the conductivities. In step(3), two modules were used in *Wannier90*: *berry* module based on the formalism in Ref.[24] to compute σ_{xy}^{int} and *boltzmann* module introduced in Ref.[25] to compute σ_{xx} and S_0 , in both of which the sampling for integrations was performed on 50×50 \mathbf{k} -points. Besides these, numerical integrations were carried out to evaluate α_{xy} from σ_{xy} via Eq.(A4).

The above procedure was tested²⁶, referring to Ref.[15].

V. RESULTS AND DISCUSSIONS

A. Electronic structure and conductivities

First we show the obtained band structure of the 36 occupied states in Fig.2(a). We notice there that each band is

well isolated from (not touching with) each other, except for the four bands around the middle energy range $[-2.0, -1.9]$ eV, which we shall hereafter refer to as “central bands”. We also see that some neighboring bands, including the center ones, tend to converge toward M point $(0.5, 0.5)\pi/(2\lambda)$. Away from M point, we see some degenerate points. Regarding the dispersions, quite nice symmetry with respect to the energy $\mu_0 \simeq -1.93$ eV in the center bands also deserves close attention. Further analyses are needed in order to understand the secrets behind these interesting features.

Next, let us observe how the longitudinal conductivity σ_{xx} and AHC at $T = 0$ K depend on the band filling (Fermi level) in Fig.2(b) and (c) respectively. The $\sigma_{xx}(\mu)|_{T=0}$ has a large peak in the central bands region, as can be expected from the obviously large density of states there. The σ_{xx} 's roughly symmetric variation with respect to μ_0 (recognized when averaged over some spreaded energy) could have been anticipated intuitively from the above-mentioned symmetric band structure.

The AHC, on the other hand, shows good anti-symmetric behavior with respect to μ_0 , which is quite understandable from the combined consideration of, again, the symmetric band structure and the assumption that each of the isolated (other than the central) bands is analogous to a Landau level formed by external magnetic field which contributes $\text{AHC}=1$ (e^2/h) in the quantum Hall effect. The maximum absolute value of AHC is approximately 16, reached just below the central bands, while the second largest value of about 12 is located just above them. These behaviors result in the drastic change of AHC around central bands as is prominent in Fig.2(c). This very character has a strong effect on the TE properties of the system, as will be seen below.

B. Filling-dependence of thermoelectric properties

We will proceed to our main subjects, the TE quantities of the system, especially focusing on their electron filling dependence, which we assume to be parametrized by the chemical potential μ within the rigid band approximation. In all what is reported in this paper, the room temperature $T = 300$ K is assumed²⁷. The Seebeck S and Nernst N coefficients, the terms S_0 , θ_H , N_0 constituting them [Eq.(1)], and the power factors associated with each of S and N , are shown in Fig.3(a), (b) and (c), respectively.

As to the longitudinal $S(\mu)$, it is largely affected by the anomalous effect when $\theta_H(\mu)$ is finite (almost throughout the plotted μ range) We recognize in Fig.3(a,b) the following three points (i)-(iii) including their explanation based on what we have seen in Fig.2: (i) $S(\mu_0) \simeq 0$ and $S_0(\mu_0) \simeq 0$, resulting from the combination of the above-mentioned behavior of $\sigma_{xx}|_{T=0}$ and $\sigma_{xy}|_{T=0}$, whose symmetrical centers came across with each other around μ_0 . (ii) Just below and above μ_0 , S shows the peaks (the higher one reaching $\approx 80 \mu\text{V/K}$) of the sign opposite to that of S_0 despite rather small Hall angle θ_H there. This is thanks to the large N_0 that satisfies $|\theta_H N_0| > |S_0|$. (iii) Between the central and edge energy range, S is strongly suppressed compared to S_0 due to large

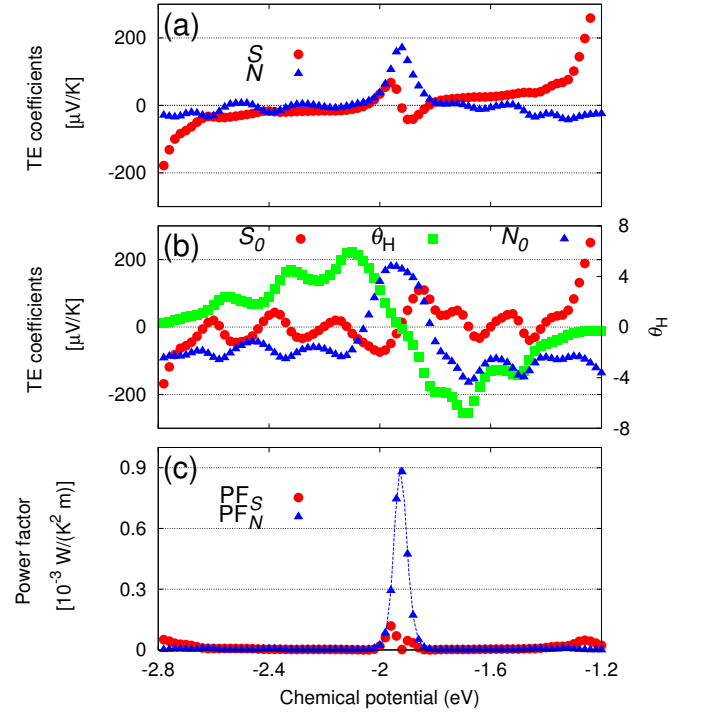


FIG. 3. Chemical potential dependence of the thermoelectric quantities of 6×6 SkX at $T = 300$ K: (a) S and N , (b) S_0 , N_0 (left axis) and θ_H (right axis) [see Eq.(1)], (c) Power factors corresponding to S and N . The blue dotted line for PF_N in (c) is drawn to guide the eye.

θ_H .

On the transverse part N , what we notice in Fig.3(a,b) and their interpretations are the following two points (i) and (ii): (i) Around μ_0 , it shows a large peak $N \simeq N_0 \simeq 180 \mu\text{V/K}$. This is because of $\theta_H(\mu_0) \simeq 0$ [See Eq.(1)] and large $\sigma'_{xy}(\mu_0)$ (the prime indicating the derivative with respect to μ at $T = 0$) as a result of the large anti-symmetry of σ_{xy} around μ_0 , which affects N_0 approximately through the Mott's relation [Eq.(2), later to be discussed quantitatively] $N_0 \propto \sigma'_{xy}/\sigma_{xx}$. (ii) Away from μ_0 , N is strongly suppressed compared to N_0 due to large θ_H , similarly to the relation between S and S_0 . This is different from the situation where N_0 is the far dominant contribution to N , as reported for example in Ref.[28]. In view of the relation between S and N , it is instructive that large N appears thanks to the large asymmetry of σ_{xy} , at the same filling where S diminishes due to the complete loss of asymmetry in σ_{xx} , showing that σ_{xy} could be an additional freedom in seeking better thermoelectricity, when the material is properly designed.

C. Largest predicted thermoelectric voltages

In order to better capture quantitatively the above-mentioned connection between conductivities and TE coefficients that leads to large values of the latter, which are

seemingly attractive for TE applications, let us check whether the largest value S_{\max} and N_{\max} seen in the central energy range in Fig.3(a) can be roughly estimated via the well-known Mott's formula, which says,

$$\alpha_{ij} = -\frac{\pi^2 k_B^2 T}{3} \frac{e}{e} \sigma'_{ij}(\mu)|_{T=0}, \quad (2)$$

where the prime in σ'_{xy} means the derivative with regard to the Fermi energy (chemical potential μ at $T = 0$). We write the chemical potential values that respectively give S_{\max} and N_{\max} as μ_S and μ_N , both of which are close to μ_0 but slightly different from each other. Finding that $S_0(\mu_S) \approx 0$, $\theta_H(\mu_S) \approx 1$, S reduces to $S(\mu_S) \simeq N_0(\mu_S)/2 = \sigma'_{xy}/2\sigma_{xx}$. Similarly found is that $N(\mu_N) \simeq N_0(\mu_N)$ because of $S_0(\mu_N) \approx 0 \approx \theta_H(\mu_N)$. A rough estimation of $\sigma'_{xy}(\mu_S)|_{T=0}$ can be obtained by linearly-approximating the drastical drop of AHC $\Delta\sigma_{xy}(\mu) \approx -28(e^2/h)\Omega^{-1}$ in the energy range $\Delta\mu \approx 0.13$ eV in Fig.2(c). This gives $\sigma'_{xy}(\mu_S) \simeq \frac{\Delta\sigma_{xy}}{\Delta\mu} \approx 2.2 \times 10^2 (e^2/h) \text{eV}^{-1}$. The other quantity we need is $\sigma_{xx}(\mu_S)$, which was found to be about $7.7(e^2/h)$. Combining these, a dimensionless factor of $x = k_B T / (\sigma_{xx} / \sigma'_{xy}) \simeq 0.73$ is found at $T = 300\text{K}$ ($kT \simeq 0.026\text{eV}$). Finally our evaluation arrives at $N_{\max} = N(\mu_N) \simeq N(\mu_S) \simeq N_0(\mu_S) \simeq -\frac{\pi^2}{3} \frac{k_B}{e} x \approx 2 \times 10^2 \mu\text{V/K}$ and therefore $S_{\max} = S(\mu_S) \approx 1 \times 10^2 \mu\text{V/K}$. These values are in fairly good accordance with the integration-derived values, hence clarifying that $T = 300\text{K}$ is *low* enough (in comparison to the Fermi level) for the Mott's formula to be valid at least for rough estimation.

At this point we compare the maximum value of $\alpha_{xy} \approx 10^{-8}$ A/K corresponding to the above-estimated N_{\max} , with a value reasonably expected to be maximum within the low temperature approximation for the two-band Dirac-Zeeman (DZ) model we studied before⁷. The low- T approximated α_{xy} in Eq.(4) of Ref.[7] can be rewritten as a 2D quantity $\alpha_{xy} \simeq (\pi k e / 12 h) (kT / \Delta) / \tilde{\mu}^2$, where Δ is the Zeeman gap and $\tilde{\mu} \equiv \mu / \Delta \geq 1$ for the electron-doped case. Assuming rather small $\tilde{\mu} = 2$, and choosing $(kT / \Delta) = 0.3$ to loosely satisfy the low- T criterion $kT \ll \mu - \Delta = \Delta$, we obtain $\alpha_{xy} \approx 10^{-10}$ A/K for the DZ model, which is by two orders of magnitude smaller than in the 6×6 SkX. Although some larger α_{xy} can be achieved beyond low- T range, still larger values in the SkX should be ascribed to the AHC more than ten times larger than that of the DZ model.

Finally, since $N_{\max} \simeq 180 \mu\text{V/K}$ is a good enough value as a TE material, in order to further investigate the practical performance of the present system, we plot the powerfactor $\text{PF}_S \equiv \sigma_{xx} S^2$ and $\text{PF}_N \equiv \sigma_{xx} N^2$ in Fig.3(c). Note that, for the evaluation of power factors, unlike in the discussions of TE quantities up to now, we need to know σ_{xx}^{3D} . Therefore we assumed the SkX film thickness of 10nm. The maximum of $\text{PF}_N \approx 10^{-3} \text{W}/(\text{K}^2\text{m})$ is comparable to the values of possible oxide TE candidates such as NaCo_2O_4 and ZnO ²⁹. Although the thermal conductivity κ was beyond the scope of this study, we just make a rough estimate here: Assuming the thermal conductivity κ of the order of $1\text{W}/(\text{Km})$ corresponding to good TE materials²⁹, the present case realizes $Z_N T$ of the order of 0.3 at $T = 300\text{K}$.

The main limitation of our results lies in the lack of knowledge on the processes through which electrons are scattered. Even if the single- τ approximation is valid, the magnitude of τ matters a lot. This is clearly manifested in the relation $N(\mu_N) \propto \tau^{-1}$. For example we obtain $N(\mu_N) \approx 20 \mu\text{V/K}$ if we suppose $\tau = 1\text{ps}$, although the Nernst coefficient of this size is still much larger than the so far reported values and is practically valuable³⁰.

VI. SUMMARY

We computed the thermoelectric (TE) coefficients in a model of square skyrmion crystal, where spin-scalar-chirality-driven anomalous Hall/Nernst effects directly expressed in terms of Berry curvature in momentum space, were found to give rise to, not only a very different behavior in Seebeck coefficient from in the case of conventional TE materials, but also a surprisingly large Nernst coefficient. The future task is to understand the physics unique to such systems that leads to the prominent TE effect, and to find or design good TE materials among this class of materials using the first-principles method used here, which will also be of great practical importance for energy-saving applications.

ACKNOWLEDGMENTS

The authors thank K. Hamamoto for providing us with detailed information on the model he and coworkers had studied in Ref.[15]. This work was partially supported by Grants-in-Aid on Scientific Research under Grant Nos. 25790007, 25390008 and 15H01015 from Japan Society for the Promotion of Science and by the MEXT HPCI Strategic Program. Computations in this research were performed using supercomputers at ISSP, University of Tokyo.

Appendix A: Expressions of conductivity tensors

We derive below the semiclassical formulae for conductivity tensors. The starting point is the expression for charge current \mathbf{j} obtained in Ref.[2], which reads,

$$\begin{aligned} \mathbf{j} = & e \int \frac{d\mathbf{k}}{(2\pi)^2} g(\mathbf{r}, \mathbf{k}) \mathbf{v}_{\mathbf{k}} \\ & + e \nabla_{\mathbf{r}} \times k_B T(\mathbf{r}) \int \frac{d\mathbf{k}}{(2\pi)^2} \Omega(\mathbf{k}) \log \left[1 + \exp \left(-\frac{\varepsilon_{\mathbf{k}} - \mu}{k_B T(\mathbf{r})} \right) \right], \end{aligned} \quad (\text{A1})$$

where e , $g(\mathbf{r}, \mathbf{k})$, $T(\mathbf{r})$, $\mathbf{v}_{\mathbf{k}}$, $\varepsilon_{\mathbf{k}}$, $\Omega(\mathbf{k})$, and μ stand for the electron's charge ($e < 0$), distribution function, local temperature, (velocity, energy and \mathbf{k} -space Berry curvature) of an electron with wave number \mathbf{k} and chemical potential, respectively.

The second term is a correction that appears when spatial inhomogeneity [$T(\mathbf{r})$ in the present case] exists. Simplifying

the second term following Ref.[2] and substituting the set of equations of motion of a perturbed (by \mathbf{E} field) Bloch electron

$$\mathbf{v}_{\mathbf{k}} = \frac{1}{\hbar} \frac{\partial \varepsilon_{\mathbf{k}}}{\partial \mathbf{k}} - \dot{\mathbf{k}} \times \boldsymbol{\Omega}(\mathbf{k}), \quad \dot{\mathbf{k}} = e\mathbf{E} \quad (\text{A2})$$

which was derived in Ref.[31], for $\mathbf{v}_{\mathbf{k}}$ and the form of distribution

$$g(\mathbf{r}, \mathbf{k}) = \tau_{\mathbf{k}} \mathbf{v}_{\mathbf{k}} \cdot \left[e\mathbf{E} + (\varepsilon_{\mathbf{k}} - \mu) \left(-\frac{\nabla T}{T} \right) \left(-\frac{\partial f}{\partial \varepsilon} \right) \right], \quad (\text{A3})$$

obtained as the solution of Boltzmann transport equation within relaxation time ($\tau_{\mathbf{k}}$) approximation, for $g(\mathbf{r}, \mathbf{k})$, we obtain

$$\begin{cases} \sigma_{xx} = e^2 \tau \int d\mathbf{k} v_x(\mathbf{k})^2 \left(-\frac{\partial f}{\partial \varepsilon} \right), \\ \sigma_{xy} = -\frac{e^2}{\hbar} \int d\mathbf{k} \Omega_z(\mathbf{k}) = -\sigma_{yx}, \\ \alpha_{ij} = \frac{1}{e} \int d\varepsilon \sigma_{ij}(\varepsilon) \Big|_{T=0} \frac{\varepsilon - \mu}{T} \left(-\frac{\partial f}{\partial \varepsilon} \right) \\ \text{for } i = x \text{ or } y, j = x \text{ or } y, \end{cases} \quad (\text{A4})$$

where $v_x(\mathbf{k}) \equiv \hbar^{-1} \partial \varepsilon(\mathbf{k}) / \partial k_x$ is the electron's group velocity, and we assumed a constant relaxation time ($\tau_{\mathbf{k}} = \tau$).

Appendix B: Comment on the topological Hall contribution

We roughly estimate the magnitude of change in our result to be brought about by considering σ_{xy}^T omitted in the main part of the paper.

The expression for σ_{xy}^T in the Drude model treatment is,

$$\sigma_{xy}^T = \frac{\omega_s \tau}{1 + (\omega_s \tau)^2} \sigma_{xx}, \quad (\text{B1})$$

where $\omega_s \equiv eB_{\text{spin}}/m_e$ with spin-scalar-chirality-induced field $B_{\text{spin}} \equiv (\hbar/2e)\hat{\mathbf{m}} \cdot (\partial_x \hat{\mathbf{m}} \times \partial_y \hat{\mathbf{m}})$ determined by the unit vector of the background spin texture $\hat{\mathbf{m}} \equiv \mathbf{m}/|\mathbf{m}|$ and electron mass m_e .

Substituting the present SkX form of $\hat{\mathbf{m}}(\mathbf{r})$, we obtain the spatially-inhomogeneous $B_{\text{spin}}(\mathbf{r}) = (\hbar/2e)(\pi/r\lambda) \sin \pi(1 - r/\lambda)$, which gives a skyrmion size λ -independent flux of h/e^{15} . Approximating by taking its unit-cell averaged value $\bar{B}_{\text{spin}} = (h/e)/(\pi\lambda^2)$ that is roughly 10^3 T in our case of $\lambda \approx 1$ nm, we obtain the frequency of $\bar{\omega}_s = (e\bar{B}_{\text{spin}}/m_e) \approx 2 \times 10^{14} \text{s}^{-1}$ and thus $\bar{\omega}_s \tau \approx 20$ for the scattering-relaxation time of $\tau = 0.1$ ps assumed throughout this paper. Therefore, the contribution of $\sigma_{xy}^T \approx \sigma_{xx}/20$ adds less than 0.1 to θ_H and less than $0.1S_0$ to N_0 , which is good reason to omit σ_{xy}^T in our case.

* mizuta@cphys.s.kanazawa-u.ac.jp

¹ N. Nagaosa, J. Sinova, S. Onoda, A. H. MacDonald, and N. P. Ong, Rev. Mod. Phys. **82**, 1539 (2010).

² D. Xiao, Y. Yao, Z. Fang, and Q. Niu, Phys. Rev. Lett. **97**, 026603 (2006).

³ D. Xiao, M. Chang, and Q. Niu, Rev. Mod. Phys. **82**, 1959 (2010).

⁴ D. Culcer, A. MacDonald, and Q. Niu, Phys. Rev. B **68**, 045327 (2003).

⁵ C.-Z. Chang, J. Zhang, X. Feng, J. Shen, Z. Zhang, M. Guo, K. Li, Y. Ou, P. Wei, L.-L. Wang, Z.-Q. Ji, Y. Feng, S. Ji, X. Chen, J. Jia, X. Dai, Z. Fang, S.-C. Zhang, K. He, Y. Wang, L. Lu, X.-C. Ma, and Q.-K. Xue, Science **340**, 167 (2013).

⁶ Y. P. Mizuta and F. Ishii, JPS Conf. Proc. **3**, 017035 (2014).

⁷ Y. P. Mizuta and F. Ishii, JPS Conf. Proc. **5**, 011023 (2015).

⁸ C. Fang, M. J. Gilbert, and B. A. Bernevig, Phys. Rev. Lett. **112**, 046801 (2014).

⁹ H. Jiang, Z. Qiao, H. Liu, and Q. Niu, Phys. Rev. B **85**, 045445 (2012).

¹⁰ A. Neubauer, C. Pfleiderer, B. Binz, A. Rosch, R. Ritz, P. G. Niklowitz, and P. Böni, Phys. Rev. Lett. **102**, 186602 (2009).

¹¹ X. Yu, N. Kanazawa, Y. Onose, K. Kimoto, W. Zhang, S. Ishiwata, Y. Matsui, and Y. Tokura, Nature Mater. **10**, 106 (2010).

¹² T. Skyrme, Nucl. Phys. **31**, 556 (1962).

¹³ S. Mühlbauer, B. Binz, F. Jonietz, C. Pfleiderer, A. Rosch, A. Neubauer, R. Georgii, and P. Böni, Science **323**, 915 (2009).

¹⁴ S. Heinze, K. von Bergmann, M. Menzel, J. Brede, A. Kubetzka, R. Wiesendanger, G. Bihlmayer, and S. Blügel, Nature Phys. **7**, 713 (2011).

¹⁵ K. Hamamoto, M. Ezawa, and N. Nagaosa, Phys. Rev. B **92**, 115417 (2015).

¹⁶ J. L. Lado and J. Fernández-Rossier, Phys. Rev. B **92**, 115433 (2015).

¹⁷ T. M. McCormick and N. Trivedi, Phys. Rev. A **91**, 063609 (2015).

¹⁸ T. Miyasato, N. Abe, T. Fujii, A. Asamitsu, S. Onoda, Y. Onose, N. Nagaosa, and Y. Tokura, Phys. Rev. Lett. **99**, 086602 (2007).

¹⁹ T. Ozaki, H. Kino, J. Yu, M. J. Han, M. Ohfuti, F. Ishii, K. Sawada, Y. Kubota, T. Ohwaki, H. Weng, M. Toyoda, H. Kawai, Y. Okuno, R. Perez, P. P. Bell, T. Duy, Y. Xiao, A. M. Ito, and K. Terakura, *Open source package for Material Explorer*, www.openmx-square.org.

²⁰ A. A. Mostofi, J. R. Yates, Y. S. Lee, I. Souza, D. Vanderbilt, and N. Marzari, Comput. Phys. Commun. **178**, 685 (2008), www.wannier.org.

²¹ This value is expected to be realistic³², but we will find later in the discussions that our results are very sensitive to the choice of τ .

²² P. Kurz, F. Förster, L. Nordström, G. Bihlmayer, and S. Blügel, Phys. Rev. B **69**, 024415 (2004).

²³ J. Kubler, K. H. Hock, J. Sticht, and A. R. Williams, J. Phys. F. **18**, 469 (1972).

²⁴ X. Wang, J. R. Yates, I. Souza, and D. Vanderbilt, Phys. Rev. B **74**, 195118 (2006).

²⁵ G. Pizzi, D. Volja, B. Kozinsky, M. Fornari, and N. Marzari, Comput. Phys. Commun. **185**, 422 (2014).

²⁶ For the 4×4 SkX, the calculated band structure and the Fermi energy dependence of AHC were in overall agreement with the ones reported in Ref.[15], confirming the reproducibility of the similar situation by different approaches, i.e., tight-binding model as in Ref.[15] and our first-principles treatment.

²⁷ Our choice $(a, T) = (3.3\text{\AA}, 300\text{K})$ is just an example of suitable sets for finding large α_{xy} in the following sense: If we ob-

- tain larger bandwidths, e.g. by compressing the lattice (making a smaller), while somehow keeping maximally the shape of Berry curvature, σ'_{xy} will be smaller, but thanks to the approximate relation $\alpha_{xy} \propto \sigma'_{xy} T$ [see Eq.(2)], at a higher temperature we may well get α_{xy} of the same magnitude as in the original system.
- ²⁸ N. Hanasaki, K. Sano, Y. Onose, T. Ohtsuka, S. Iguchi, I. Kezsmarki, S. Miyasaka, S. Onoda, N. Nagaosa, and Y. Tokura, Phys. Rev. Lett. **100**, 106601 (2008).
- ²⁹ M. W. Gaultois, T. D. Sparks, C. K. H. Borg, R. Seshadri, W. D. Bonificio, and D. R. Clarke, Chem. Mater. **25**, 2911 (2013).
- ³⁰ Y. Sakuraba, Scr. Mater. **111**, 29 (2016).
- ³¹ G. Sundaram and Q. Niu, Phys. Rev. B **59**, 14915 (1999).
- ³² M. Shur, B. Gelmont, and M. Asif Khan, J. Electron. Mater. **25**, 777 (1996).