

## Strong screening effects on resonant nuclear reaction $^{23}\text{Mg}(p, \gamma)^{24}\text{Al}$ in the surface of magnetars\*

Jing-Jing Liu

College of Electronic and Communication Engineering, Hainan Tropical Ocean University, Sanya, 572022, China; [liujingjing68@126.com](mailto:liujingjing68@126.com)

**Abstract** Based on the theory of relativistic superstrong magnetic fields(SMFs), by using the method of the Thomas-Fermi-Dirac approximations, we investigate the problem of strong electron screening(SES) in SMFs, and the influence of SES on the nuclear reaction of  $^{23}\text{Mg}(p, \gamma)^{24}\text{Al}$ . Our calculations show that the nuclear reaction will be markedly effected by the SES in SMFs in the surface of magnetars. Our calculated screening rates can increase two orders of magnitude due to SES in SMFs.

**Key words:** physical data and processes: nuclear reactions, nucleosynthesis, abundances — stars: neutron — stars: magnetic fields

### 1 INTRODUCTION

According to the stellar evolution theory, for sufficient high temperature in the Ne-Na cycle, the timescale of the proton capture reaction of  $^{23}\text{Mg}$  is shorter than that of the  $\beta^+$ -decay. Therefore, some  $^{23}\text{Mg}$  will kindle and escape from the Ne-Na cycle by proton capture. The  $^{23}\text{Mg}$  leaks from the Ne-Na cycle into the Mg-Al cycle and results in the synthesis of a large amount of heavy nuclei. Thus the reaction rate of  $^{23}\text{Mg}(p, \gamma)^{24}\text{Al}$  in stellar environment is of great importance to nucleosynthesis of heavy nuclei. Due to its significance in astrophysical surroundings, the nuclear reaction rate of  $^{23}\text{Mg}(p, \gamma)^{24}\text{Al}$  has been extensively studied. For instance, by considering the contribution of a single resonance energy state, Wallace et al. (1981) firstly discussed the reaction rate of  $^{23}\text{Mg}(p, \gamma)^{24}\text{Al}$ . Based on the three resonances and a contribution from the direct capture process, Iliadis et al.(2001) investigated this nuclear reaction rates. Taking into account four resonances and the structure of  $^{24}\text{Al}$ , Kubono et al.(1995) reconsidered the rate. Other authors (e.g., Herndl et al 1998; Vissel et al. 2007; Lotay et al 2008) also carried out estimations for the rate based on some new experimental information on  $^{24}\text{Al}$  excitation energies. However, these authors seem to have overlooked one important influence of electron screening on nuclear reaction in a SMF.

The strong electron screening (SES) has always been a challenging problem of the stellar weak-interaction rates and thermonuclear reaction rates in pre-supernova stellar evolution and nucleosynthesis. Some works (e.g., Bahcall et al. 2002; Liu 2013a,b,c,d, 2014a,b; 2015) have been done on stellar weak-interaction rates and thermonuclear reaction rates. In high-density plasma circumstances, the SES has been widely investigated by various screened Coulomb model, such as Salpeter's model (Salpeter et al. 1954, 1969), Graboske's model (Graboske et al. 1973), Dewitt's model (Dewitt et al. 1976). The related discussions were provided by Liolios et al. (2000), Liolios et al. (2001), Kravchuk et al. (2014) and Liu (2013). Very recently, Spitaleri & Bertulani (2015) also discussed the electron screening and

---

\* supported by the National Natural Science Foundation of China under grants 11565020, the Natural Science Foundation of Hainan province under grant 114012.

nuclear clustering puzzle. Their results show that the large screening potential values is in fact due to clusterization effects in nuclear reactions, especially in reaction involving light nuclei. However, they neglected the effects of SES on thermonuclear reaction rate in SMFs. How does the SES influence the pre-supernova explosion, nucleosynthesis and thermonuclear reaction in a SMF? It is very interesting and challenging for us to understand the physical mechanism of SES in dense stars, especially in magnetars.

Magnetars have been proposed to be peculiar neutron stars which could power their X-ray radiation by superstrong magnetic fields as high as  $B \sim 10^{14} - 10^{15}$  G (e.g., Peng & Tong, 2007; Gao et al. 2011a, 2011b, 2012; Guo et al. 2015; Xu & Huang 2015; Xiong et al. 2016) Some extensive researches about the characteristics, emission properties, and the latest observations of magnetars have been done. These researches on thermal and magnetic evolution of magnetars are very interesting and challenging tasks in astronomy and astrophysical environment. For instance, Tong (2015) investigated the Galactic center magnetar J1745–2900 and gave a note on the puzzling spin-down behavior. Olausen & Kaspi (2014) presented a catalog of the 28 known magnetars and candidates. They investigated in detail their observed thermal radiative properties, and the quiescent X-ray emission. Szary et al. (2015) discussed some characteristics of radio emission from Magnetars. Based on the estimated ages of potentially associated supernova remnants (SNRs) of magnetars, Gao et al. (2016) discuss the values of the mean braking indices of eight magnetars with SNRs. If the measurements of the SNR ages are reliable, Gao et al. (2016) may provide an effective way to constrain the magnetars' braking indices.

Recently, Li et al. (2016) numerically simulated the electron fraction and electron Fermi energy in the interior of a common neutron star. The electron Fermi energy and nuclear reaction rates inside a magnetar will be affected substantially by SMFs (e.g., Gao et al. 2011c, d; 2013, 2015). In an extremely strong magnetic field ( $B \gg B_{cr}$ ,  $B_{cr} = \frac{m_e^2 c^3}{e\hbar} = 4.414 \times 10^3$  G is the quantum critical magnetic field), the Landau column becomes a very long and very narrow cylinder along the magnetic field. How does the quantization of Landau levels change truly by SMFs? It is a very interesting issue for us to discuss. Gao et al. (2013, 2015) investigated in detail the pressure of degenerate for the relativistic electrons, and discussed the quantization of Landau levels of electrons, and the equations of states (EoSs) due to the quantum electrodynamic(QED) effects for different matter systems by introducing Dirac  $\delta$ -function in superhigh magnetic fields. Their results showed that the stronger the magnetic field strength, the higher the electron pressure becomes, and magnetars could be more compact and massive neutron stars due to the contribution of magnetic field energy.

In this paper, based on the SES theory in SMFs (Fushiki et al. 1989), we will carry out an estimation on the influence on the electron Fermi energy, the SES and electron energy change due to SMFs, and discuss the influence on the thermonuclear reaction by SES in the surface of magnetars. Our work differs from previous works (e.g., Peng & Tong 2007; Gao et al. 2013, 2015) about the discussion of electron Fermi energy in SMFs. Their works are based on Pauli exclusion principle and Dirac  $\delta$ -function in superhigh magnetic fields to discuss the influence of SMFs on the electron Fermi energy and electron pressure. Although they discussed the magnetic effects in detail, they have seemed to lose sight of the influence of SMFs on SES. Following the works of Fushiki et al. (1989), we will reinvestigate the electron Fermi energy in SMFs, and derived new results for SES theory and the screening rates for nuclear reaction in SMFs, based on the Thomas-Fermi-Dirac approximations. Secondly, our discussions also differs from that of Spitaleri & Bertulani (2015), which analyzed the influence of the SES only in the case without SMFs. Finally, Potekhin, & Chabrier, (2013) also discussed the electron screening effect on stellar thermonuclear Fusion. However, they have just studied the impact of plasma correlation effects on nonresonant thermonuclear reactions in the liquid envelopes of neutron stars, and neglected the influence of SES on resonant nuclear rates in SMFs.

The article is organized as follows. In the next Section, we will discuss the properties of the free electron gas including the electron Fermi energy and electron pressure in SMFs. Some information of expressions of the SES in an SMF will be given in Section 3. In Section 4, we will investigate the resonant reaction process and rates in the case with and without SES and SMFs. In Section 5, we will provide our main results and some discussions. Section 6 gives brief concluding remarks.

## 2 THE PROPERTIES OF THE FREE ELECTRON GAS IN AN SMF

Theoretical studies of matter in high magnetic fields have been carried out using a variety of methods, among which the Thomas-Fermi (TF) and Thomas-Fermi-Dirac (TFD) approximations are the most used methods, due to particular simple yet adequate for many purposes. The TF method is the oldest and simplest case for a density functional theory. The total energy of a system of electrons and nuclei is written as a function of electron density. The detailed investigations about the methods of TF and TFD approximations can be referenced in Fushiki et al. (1991, 1992).

The positive electron energy levels, including the contributions of its spin but neglecting radiative corrections in SMFs, are given by (Landau & Lifshitz 1997)

$$E_n = n\hbar\omega_c + \frac{p_z^2}{2m_e}, \quad (1)$$

where  $n = 0, 1, 2, \dots$ , and  $\hbar\omega_c = eB\hbar/m_e c \doteq 11.5B_{12}$  keV is the electron cyclotron energy,  $B_{12}$  is the magnetic fields in units of  $10^{12}\text{G}$ ,  $p_z$  is the electron momentum along the  $z$ -direction, and  $m_e$  is the electron mass. The electron chemical potential  $U_e$  is determined by the inverting expression for the electron number density

$$n_e = \left(\frac{eB}{hc}\right) \frac{2}{h} [p_F(0) + 2 \sum_{n=0}^{\infty} p_F(n) H(U_e - n\hbar\omega_c)], \quad (2)$$

where  $p_F(n) = [2m_e(U_e - n\hbar\omega_c)]^{1/2}$  is the maximum momentum along the  $z$ -direction for the  $n$ -th Landau orbit,  $H(x)$  is the Heaviside function, which is unity when  $x$  is positive and is zero otherwise. By integrating Eq.(2) with respect to  $U_e$ , and employing the Gibbs-Duhem relation, the pressure of electrons is written as

$$P = \left(\frac{eB}{hc}\right) \frac{2}{h} \left[ \frac{p_F^3(0)}{3m_e} + 2 \sum_{n=1}^{\infty} \frac{p_F^3(n)}{3m_e} H(U_e - n\hbar\omega_c) \right]. \quad (3)$$

By summing over  $n$ , and integrating Eq.(1), the total kinetic energy density, including contributions from the Landau orbit motion perpendicular to the field, the motion along the field and the coupling of the electron spin to the field, is

$$E_{kin} = \left(\frac{eB}{hc}\right) \frac{2}{h} \left\{ \frac{p_F^3(0)}{6m_e} + 2 \sum_{n=1}^{\infty} \left[ \frac{p_F^3(n)}{6m_e} + n\hbar\omega_c p_F(n) \right] H(U_e - n\hbar\omega_c) \right\}. \quad (4)$$

According to the TFD approximations, the electron energy density will include the contribution of electron exchange energy, and is given by (Danz & Glasser 1971)

$$E_{ex} = \frac{e^2}{2} \left(\frac{eB}{hc}\right)^{-1} n_e^2 F\left(\frac{n_e}{n_*}\right) = \frac{r_{cyc}}{2\pi a_0} \hbar\omega_c n_* n_e^2 F(n), \quad (5)$$

where  $a_0 = 5.29 \times 10^9$  cm is Bohr radius,  $n_* = 2/\pi^{1/2} (eB/hc)^{3/2} = 4.24 \times 10^{27} B_{12}^{3/2} \text{cm}^{-3}$ ,  $B_{12}$  is the magnetic fields in units of  $10^{12}\text{G}$ , and  $r_{cyc} = (2\hbar c/eB)^{1/2} \doteq 3.63 \times 10^{10}$  cm is the electron cyclotron radius in the lowest Landau level.

From the TFD approximations, when only a single Landau level is occupied, the electron chemical potential, which includes the contribution of electron exchange energy, is determined by

$$U_e = \frac{\partial E_{ex}}{\partial n_e} = e^2 \left(\frac{eB}{hc}\right)^{-1} n_e I\left(\frac{n_e}{n_*}\right) = \frac{r_{cyc}}{\pi a_0} \hbar\omega_c n_* n_e I(n), \quad (6)$$

where the expression of function  $F(n)$  can be referenced in Fushiki et al. (1989).

According to Eq.(1), the electron interaction energy with the magnetic field is proportional to the quantum number  $n$ , and cannot exceed the electron chemical potential. Thus the maximum Landau level number  $n_{max}$  will be related to the highest value of interaction energy, allowed between electrons and the external magnetic field. When  $E(n_{max}, p_z = 0) = U_e$  in Eq. (1), the maximum Landau level number  $n_{max}$  will be given by

$$n_{max} = \frac{U_e}{\hbar\omega_c}. \quad (7)$$

In the general case, when  $0 \leq n \leq n_{max}$ , the electron momentum is less than its Fermi momentum  $p_F(e)$ , which is determined by

$$p_F(e) = U_e/c, \quad (8)$$

when  $n = 0$  for a superhigh magnetic field (e.g., Gao et al. 2013, 2015).

### 3 THE SES IN A SMF

According to Fushiki et al (1989), the nuclear reaction rate in high-density matter is affected because the clouds of electrons around nuclei alter the interactions among nuclei. Due to the electron clouds, the reaction rate is increased by a factor of  $e^{U_{sc}/k_B T}$ , where  $U_{sc}$  is a negative quantity, called ‘‘the screening potential’’, and  $T$  is the temperature. The electron Coulomb energy by an amount which in the Wigner-Seitz approximation in a SMF is given by

$$U_{sc} = E_{atm}(z_{12}) - E_{atm}(z_1) - E_{atm}(z_2), \quad (9)$$

where  $E_{atm}(z)$  is the total energy of Wigner-Seitz cell, and  $z_{12} = z_1 + z_2$ . If the electron distribution is rigid, the contribution to  $E_{atm}(z)$  from the bulk electron energy cancel, the electron screening potential at high density can be expressed as

$$\begin{aligned} U_{sc} &= E_{latt}(z_{12}) - E_{latt}(z_1) - E_{latt}(z_2) \\ &= \frac{-0.9e^2}{r_e} [z_{12}^{5/3} - z_1^{5/3} - z_2^{5/3}], \end{aligned} \quad (10)$$

where  $E_{latt}(z)$  is the electrostatic energy of Wigner-Seitz cell,  $E_{atm}(z_j) = \frac{-0.9z_j^{5/3}e^2}{r_e}$ , and  $r_e$  is radius of the Wigner-Seitz cell for a single electron. Due to the influence of the compressibility of electron gas, the change in screening potential is written as

$$\begin{aligned} \delta U_s &= -\frac{54}{175} \left(\frac{e^2}{r_e}\right) \frac{1}{n_e} \frac{\partial n_e}{\partial U_e} [(z_{12})^{7/3} - (z_1)^{7/3} - (z_2)^{7/3}] \\ &= -\frac{54}{175} \left(\frac{e^2}{r_e}\right) \frac{1}{n_e} D [(z_{12})^{7/3} - (z_1)^{7/3} - (z_2)^{7/3}], \end{aligned} \quad (11)$$

where

$$D = 823.1481 \frac{r_e n_e}{e^2} \left(\frac{\bar{A}}{z}\right)^{4/3} \rho^{-4/3} B_{12}^2. \quad (12)$$

The Thomas-Fermi screening wavenumber will be given by

$$(K_{TF})^2 = 1.0344 \times 10^4 r_e n_e \left(\frac{\bar{A}}{z}\right)^{4/3} \rho^{-4/3} B_{12}^2. \quad (13)$$

According to Fushiki et al. (1989), the corresponding change of screening potential in a SMF is

$$\begin{aligned} \delta U_s &= -0.254 \left(\frac{\bar{A}}{z}\right)^{4/3} \rho^{-4/3} B_{12}^2 [(z_{12})^{7/3} - (z_1)^{7/3} - (z_2)^{7/3}] \\ &= -494.668 \left(\frac{\bar{A}}{z}\right)^{4/3} \rho^{-4/3} b^2 [(z_{12})^{7/3} - (z_1)^{7/3} - (z_2)^{7/3}] \text{MeV}, \end{aligned} \quad (14)$$

where  $(\overline{\frac{A}{z}})$  is the average of  $\frac{A}{z}$  ratio, corresponding to the mean molecular weigh per electron, and  $b = B/\overline{B}_{\text{cr}} = 0.02266B_{12}$ . Thus, the electron screening potential(hereafter ESP) in SMFs of FGP model is given by

$$U_s = U_{\text{sc}} + \delta U_s. \quad (15)$$

## 4 THE RESONANT REACTION PROCESS AND RATES

### 4.1 The calculation of resonant reaction rates with and without SES

The reaction rates are contributed from the resonant and non-resonant reactions. In the case of a narrow resonance, the resonant cross section  $\sigma_r$  is approximated by a Breit-Wigner expression (Fowler et al. 1967)

$$\sigma_r(E) = \frac{\pi\omega}{\kappa^2} \frac{\Lambda_i(E)\Lambda_f(E)}{(E - E_r^2) + \frac{\Lambda_{\text{tot}}^2(E)}{4}}, \quad (16)$$

where  $\kappa$  is the wave number, the entrance and exit channel partial widths are  $\Lambda_i(E)$  and  $\Lambda_f(E)$ , respectively,  $\Lambda_{\text{tot}}(E)$  is the total width, and  $\omega$  is the statistical factor, which is given by

$$\omega = (1 + \delta_{12}) \frac{2J + 1}{(2J_1 + 1)(2J_2 + 1)}, \quad (17)$$

where the spins of the interacting nuclei and resonance are  $J_1$ , and  $J_2$ , respectively, and  $\delta_{12}$  is the Kronecker symbol.

The partial widths depend on the energy, and can be expressed as (Lane et al. 1958)

$$\Lambda_{i,f} = 2\vartheta_{i,f}^2 \psi_l(E, a) = \Lambda_{i,f} \frac{\psi_l(E, a)}{\psi_l(E_f, a)}. \quad (18)$$

The penetration factor  $\psi_l$  is associated with  $l$  and  $a$ , which are the relative angular momentum and the channel radius, respectively,  $a$  is written as  $a = 1.4(A_1^{1/3} + A_2^{1/3})$  fm.  $\Lambda_{i,f}$  is the partial energy widths at the resonance process.  $E_r$  and  $\vartheta_{i,f}^2$  is the reduced widths and given by

$$\vartheta_{i,f}^2 = 0.01\vartheta_w^2 = \frac{0.03\hbar^2}{2Aa^2}. \quad (19)$$

Based on the above, in the phases of explosive stellar burning, the narrow resonance reaction rates without SES are determined by (Schatz wt al. 1998, Herndl et al. 1998)

$$\lambda_r^0 = N_A \langle \sigma v \rangle_r = 1.54 \times 10^{11} (AT_9)^{-3/2} \sum_i \omega \gamma_i \exp(-11.605 E_{r_i}/T_9) \text{cm}^3 \text{mol}^{-1} \text{s}^{-1}, \quad (20)$$

where  $N_A$  is Avogadro's constant,  $A$  is the reduced mass of the two collision partners,  $E_{r_i}$  is the resonance energies and  $T_9$  is the temperature in unit of  $10^9$  K. The  $\omega \gamma_i$  is the resonance strength in units of MeV, and determined by

$$\omega \gamma_i = (1 + \delta_{12}) \frac{2J + 1}{(2J_1 + 1)(2J_2 + 1)} \frac{\Lambda_i \Lambda_f}{\Lambda_{\text{total}}}. \quad (21)$$

On the other hand, due to SES, the reaction rates of narrow resonance are given by

$$\begin{aligned} \lambda_r^s &= F_r N_A \langle \sigma v \rangle_{r'} = 1.54 \times 10^{11} (AT_9)^{-3/2} \sum_i \omega \gamma_i \exp(-11.605 E'_{r_i}/T_9) \\ &= 1.54 \times 10^{11} F_r (AT_9)^{-3/2} \sum_i \omega \gamma_i \exp(-11.605 E_{r_i}/T_9) \text{cm}^3 \text{mol}^{-1} \text{s}^{-1}, \end{aligned} \quad (22)$$

where  $F_r$  is the screening enhancement factor (hereafter SEF). The values of  $E'_{r_i}$  should be measured by experiments, but it is too hard to provide sufficient data. In a general and approximate analysis, we have  $E'_{r_i} = E_{r_i} - U_0 = E_{r_i} - U_s$ .

#### 4.2 The screening model of resonant reaction rates in the case with SMFs

It is widely known that nuclear reaction rates at low energies play a key role in energy generation in stars and the stellar nucleosynthesis. The bare reaction rates are modified in stars by the screening effects of free and bound electrons. The knowledge of the bare nuclear reaction rates at low energies is important not only for the understanding of various astrophysical nuclear problems, but also for assessing the effects of host material in low energy nuclear fusion reactions in stellar matter.

As mentioned in Section 1, most of manfnetars possess superhigh surface dipole magnetic fields, and the internal magnetic field may be higher than their surface magnetic field (e.g., Peng & Tong 2007). Since the Fermi energy of the electron gas may go up to 10 MeV, the quantum effects of electron gas will be very obvious and sensitive to SMFs. The electron phase space will be strongly modified by SMFs. The electron screening will play a key role in this process. It can strongly effect on the electron transformation and nuclear reaction rates. In this subsection, we will discuss the screening potential in the strong screening limit. The dimensionless parameter ( $\Gamma$ ), which determines whether or not correlations between two species of nuclei ( $z_1, z_2$ ) are important, is given by

$$\Gamma = \frac{z_1 z_2 e^2}{(z_1^{1/3} + z_2^{1/3}) r_e k T}. \quad (23)$$

Under the condition of  $\Gamma \gg 1$ , the nuclear reaction rates will be influenced appreciably by SES. The screening enhancement factor (hereafter SEF) for resonant reaction process in SMFs can be expressed as

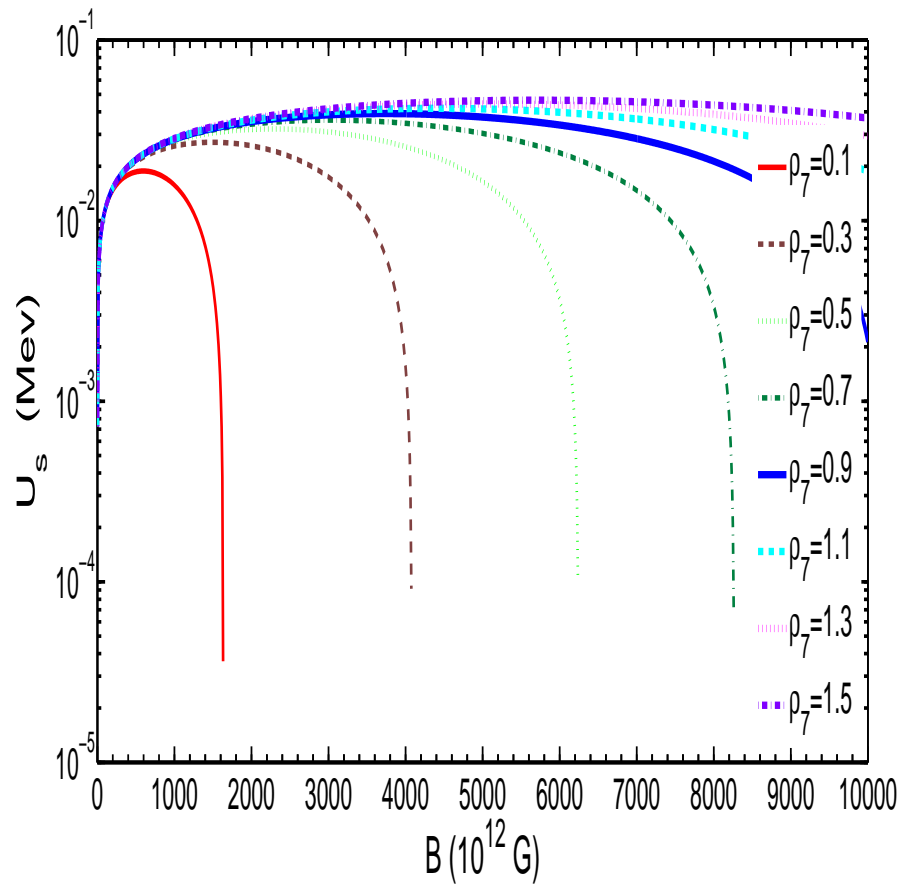
$$F_r^B = \exp\left(\frac{11.605 U_s}{T_9}\right). \quad (24)$$

### 5 THE RESULTS AND DISCUSSIONS

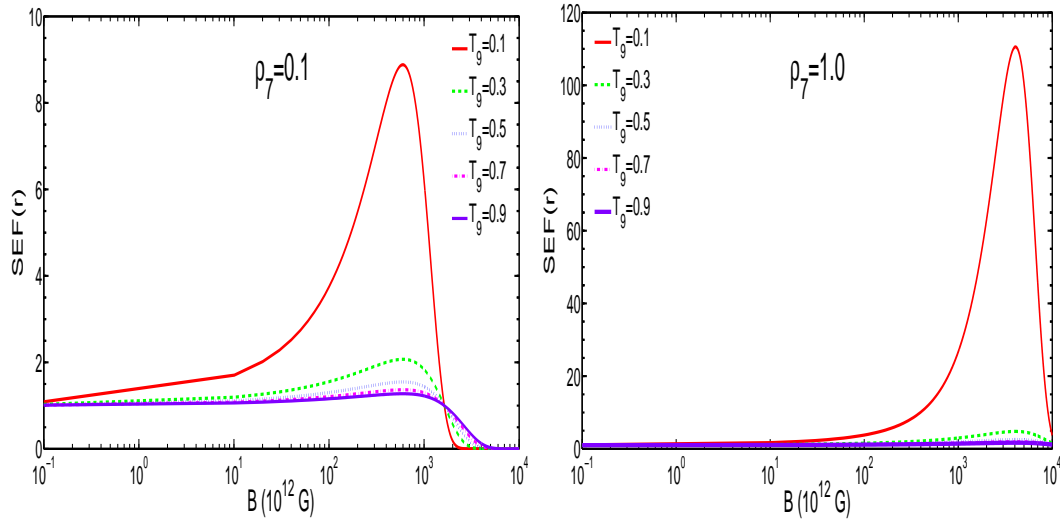
According to electron screening model of Fushiki et al. (1989) in SMFs, we have calculated the electron screening potential at deferent temperatures from Eqs.(10, 14, 15), based on the Thomas-Fermi-Dirac approximations. Figure 1 shows that ESP is a function of  $B_{12}$ . We found that the SMFs have a slight influence on the ESP in the high-density surroundings (e.g.,  $\rho_7 \geq 1.3$ ), but the influence on ESP is very remarkable for relatively low densities (e.g.,  $\rho_7 = 0.1, 0.3, 0.5$ ) in SMFs. Due to the fact that the higher the density, the lager the electron energy becomes, it will definitely blunt the impact of SMFs on ESP. For example, the ESP increases greatly when  $B_{12} < 10^3$ , and will reach the maximum value of 0.0188 MeV when  $B_{12} = 580.7$  and  $\rho_7 = 0.1$ . However, the ESP decreases about two orders of magnitude when  $10^3 < B_{12} < 2 \times 10^3$  and  $\rho_7 = 0.1$ .

The influence of SES in SMFs on nuclear reaction is mainly reflected by the factor of SEF. According to Eqs.(22, 24) and some parameters of Table 1, we have calculated and analyzed tha factor of SEF in detail. Figure 2 presents that the SEF is a function of magnetic field strength  $B$  for different temperature-density surroundings. We find that the influences of SES on SEF are very remarkable in SMFs. The lower the temperature, the greater the influence on SEF becomes. This is because that the electron kinetic energy is relatively low at lower temperatures. With the increasing of magnetic field strength  $B$ , the SEF decreases. On the contrary, the SEF increases greatly with increasing  $B$  at relatively high densities (e.g.,  $\rho_7 = 1.0$ ).

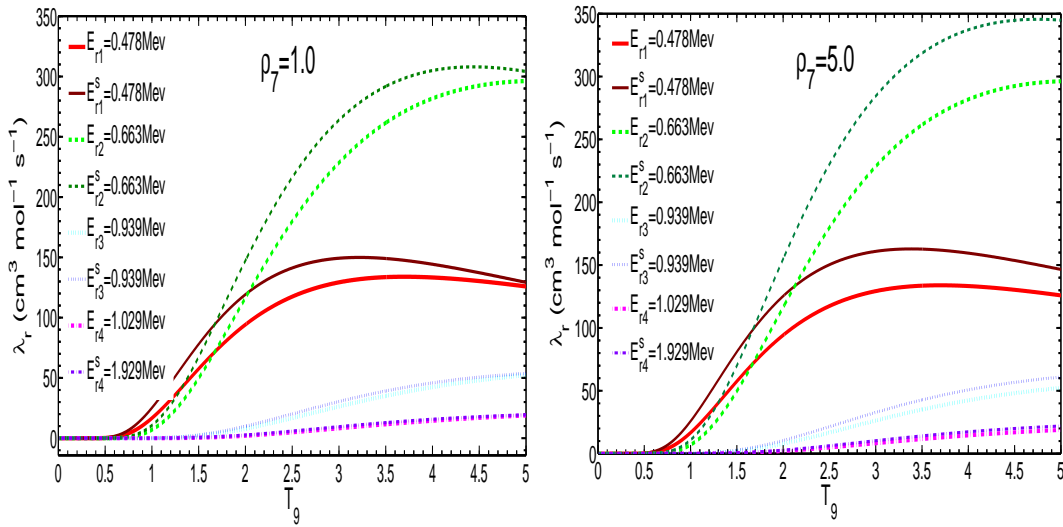
Table 2 shows some important information about the SEF at certain astronomical conditions. We find that the lower the temperature, the greater influence on the SEF. With the increasing of temperature at the same density, the maximums value of SEF decreases. The maximums value of SEF will get to 3289 when  $B_{12} = 10^4$ ,  $\rho_7 = 10$  and  $T_9 = 0.1$ . It is due to the fact that the higher the temperature, the larger the electron energy. According to Eqs.(20, 22), we can see that the nuclear reaction rates will increase as temperature increases.



**Fig. 1** The ESP as a function of  $B$  under certain astronomical conditions.



**Fig. 2** The SEF as a function of  $B$  for  $\rho_7 = 0.1, 1.0$  under certain astronomical conditions.



**Fig. 3** The nuclear reaction rates in the case with and without SES as a function of  $T_9$  for  $\rho_7 = 1.0, 5.0$  and  $10^3 \text{G} \leq B \leq 10^{16} \text{G}$  in different energy states.



**Table 1** Resonance parameters for the reaction  $^{23}\text{Mg}(p, \gamma)^{24}\text{Al}$ .

$E_x$ (MeV) <sup>a</sup>	$E_x$ (MeV) <sup>b</sup>	$J^\pi$	$E_{r_i}$ (MeV) <sup>c</sup>	$\Gamma_p$	$\Gamma_\gamma$	$\omega\gamma_i(\text{meV})^d$	$\omega\gamma_i(\text{meV})^e$	$\omega\gamma_i(\text{meV})^f$
$2.349\pm 0.020$	$2.346\pm 0.000$	$3^+$	0.478	185	33	25	27	26
$2.534\pm 0.013$	$2.524\pm 0.002$	$4^+$	0.663	2.5e3	53	58	130	94
$2.810\pm 0.020$	$2.792\pm 0.004$	$2^+$	0.939	9.5e5	83	52	11	31.5
$2.900\pm 0.020$	$2.874\pm 0.002$	$3^+$	1.029	3.4e4	14	12	16	14

<sup>a</sup> is adopted from Ref. (Endt et al. 1998)

<sup>b</sup> from Ref. (Visser et al.2007)

<sup>c</sup> from Ref.(Audi et al. 1995)

<sup>d</sup> from Ref.(Herndl et al. 1998)

<sup>e</sup> from Ref. (Wiescher et al. 1986)

<sup>f</sup> is adopted in this paper

**Table 2** The maximums value of strong screening enhance factor for some typical astronomical conditions.

$T_9$	$\rho_7 = 0.01$		$\rho_7 = 0.1$		$\rho_7 = 1.0$		$\rho_7 = 10$	
	$B_{12}$	$\text{SEF}_{\text{max}}$	$B_{12}$	$\text{SEF}_{\text{max}}$	$B_{12}$	$\text{SEF}_{\text{max}}$	$B_{12}$	$\text{SEF}_{\text{max}}$
0.1	90.19	2.755	590.7	8.881	4074	110.5	1000	3289
0.3	90.19	1.402	610.7	2.071	3954	4.797	1000	1487
0.5	100.2	1.223	650.7	1.546	4074	2.563	1000	5.046
0.7	110.2	1.152	690.8	1.362	4204	1.985	1000	3.179
0.9	120.2	1.113	630.7	1.274	3914	1.686	1000	2.450

It is well known that, in explosive hydrogen burning stellar environments, the nuclear reaction  $^{23}\text{Mg}(p, \gamma)^{24}\text{Al}$  plays a key role in breaking out of the Ne-Na cycle to heavy nuclear species (e.g., Mg-Al cycle). Therefore, it is very important for accurately determinate the rates for the reaction  $^{23}\text{Mg}(p, \gamma)^{24}\text{Al}$ . However, the resonance energy has a large uncertainty due to inconsistent  $^{24}\text{Mg}(^3\text{He}, t)^{24}\text{Al}$  measurements, as mentioned above. Since different evaluation methods may result in different sort orders, the evenness method is adopted to increase accuracy of the comprehensive evaluation of Table 1.

According to Eqs.(22, 24) and some parameters of Table 1, the resonant rates for four resonance states in the case with and without SES are the functions of  $T_9$ , shown as in Figure 3. The results show that the contributions of two resonant states to the total reaction rate have obvious difference at the stellar temperature range of  $T_9 = 0.1 - 5$ . With the increasing of temperature, the rates increase quickly. One can find that the contribution of resonance state of  $E_r = 478$  keV dominates the total reaction rates when  $T_9 = 0.2 - 1.681$ , but the  $E_r = 663$  keV resonance is the most important at high temperatures  $T_9 > 1.681$ . On the contrary, the  $E_r = 939$  keV, as well as  $E_r = 1029$  keV resonance states are negligible, compared to the former two lower resonance states over the whole temperature range. Table 3 gives a brief description of the resonant rates for four part resonance states due to SES in SMFs. One can find that the maximum value of strongly screening rates will reach 350.5 when  $E_2 = 0.663$  MeV and  $\rho_7 = 100$ .

In summary, by analyzing the influence of SES on resonant rates in SMFs, we find that the SES has different effects on the rates for different resonance states because of different forms of energy and reaction orbits in the process of reaction in SMFs. We show that this effect of SES is remarkable, and can increase reaction rates by more than two orders of magnitude.

**Table 3** The **maximum** value of strong screening enhance rates for some typical astronomical conditions.

$E$	$\rho\tau = 1.0$		$\rho\tau = 5.0$		$\rho\tau = 10$		$\rho\tau = 100$	
	$\lambda_{\max}^0$	$\lambda_{\max}^s$	$\lambda_{\max}^0$	$\lambda_{\max}^s$	$\lambda_{\max}^0$	$\lambda_{\max}^s$	$\lambda_{\max}^0$	$\lambda_{\max}^s$
$E_1 = 0.478\text{Mev}$	131.9	149.9	590.7	8.881	133.7	163.8	133.9	164.7
$E_2 = 0.663\text{Mev}$	296.2	307.9	610.7	2.071	296.2	350.2	296.2	350.5
$E_3 = 0.939\text{Mev}$	51.50	53.16	650.7	1.546	52.31	61.50	52.24	61.90
$E_4 = 1.929\text{Mev}$	18.45	19.08	690.8	1.362	18.59	22.18	18.56	22.27

## 6 CONCLUDING REMARKS

The properties of matter in magnetars have always been interesting and challenging objects for astronomers and physicists. The investigation of SES is obviously an important component of magnetar researches. In particular, improving the interpretation of nuclear reaction data by SES in magnetars requires a detailed theoretical understanding of physical properties for highly-magnetized nuclear matter.

In this paper, employing the method of the Thomas-Fermi-Dirac approximations in SMFs, we have investigated the problem of SES, and the effects of SMFs on nuclear reaction of  $^{23}\text{Mg}(p, \gamma)^{24}\text{Al}$ . Our calculations showed that the nuclear reaction will be markedly affected by SES in SMFs of magnetars. The calculated reaction rates can increase by more than two orders of magnitude. The considerable increase of reaction rates for  $^{23}\text{Mg}(p, \gamma)^{24}\text{Al}$  implies that more  $^{23}\text{Mg}$  will escape the Ne-Na cycle due to SES, which will make the next reaction convert more  $^{24}\text{Al}(\beta^+, \nu)^{24}\text{Mg}$  to participate in the Mg-Al cycle. It may lead to synthesizing a large amount of heavy elements (e.g.,  $^{26}\text{Al}$ ) within the outer crust of magnetars.

**Acknowledgements** We thank anonymous referee for carefully reading the manuscript and providing valuable comments that improved this paper substantially. This work is supported in part by Chinese National Science Foundation through grant No.11565020, the Natural Science Foundation of Hainan province under grant No.114012, and Undergraduate Innovation Program of Hainan province under grant No.20130139.

## References

- Ashcroft, N. W., & Mermin, N. D., 1976, Solid State Physics (Saunders College: Philadelphia)
- Audi, G., & Wapstra, A. H., 1995, Nucl. Phys. A., 595, 409
- Bahcall, J. N., Brown, L., Gruzinov, A., & Sawyer, R., 2002, A&A, 383, 291
- Canuto, V., & Chiu, H. Y., 1968, Phys. Rev., 173, 1210
- Canuto, V., & Chiu, H. Y., 1971, Space. Sci. Rev., 12, 3
- Dewitt, H. E., 1976, Phys. Rev. A., 14, 1290
- Das, Upasana., & Mukhopadhyay, Banibrata., 2012, Phys. Rev. D., 86, 2001
- Danz, R. W.; Glasser, M. L., 1971, Phys. Rev. B., 4, 94
- Endt, P. M., 1998, Nucl. Phys. A., 633, 1
- Fowler, W. A., Caughlan, G. R., & Zimmerman, B. A., 1967, ARA&A., 5, 525
- Fushiki, I., Gudmundsson, E. H., & Pethick, C. J., 1989, ApJ, 342, 958
- Fushiki, I., et al., 1991, Physics Letters A, 152, 1-2, p. 96
- Fushiki, I., et al., 1992, Annals of Physics, 216, 29
- Gao, Z. F.; Peng, Q. H.; Wang, N.; et al., 2011a, Ap&SS, 336, 427
- Gao, Z. F.; Wang, N.; Song, D. L.; et al., 2011b, Ap&SS, 334, 281
- Gao, Z. F.; Wang, N.; Yuan, J. P.; et al., 2011c, Ap&SS, 333, 427
- Gao, Z. F.; Wang, N.; Yuan, J. P.; et al., 2011d, Ap&SS, 332, 129

- Gao, Z. F.; Peng, Q. H.; Wang, N.; Yuan, J. P., 2012, *Ap&SS*, 342, 55
- Gao, Z. F., et al., 2013, *MPLA.*, 28, 1350138
- Gao, Z. F.; et al., 2015, *Astron. Nachr.* 336, 866
- Gao, Z. F., Li, X. D., Wang, N., et al., 2016, *MNRAS*, 456, 55
- Graboske, H. C., & DeWitt, H. E., 1973, *ApJ*, 181, 457
- Gudmundsson, E. H., et al., 1983, *ApJ*, 272, 286
- Guo, Y-J., et al., 2015, *RAA*, 15, 525
- Herndl, H., Fantini, M., Iliadis, C., Endt, P. M., & Oberhummer, H., 1998, *Phys. Rev. C.*, 58, 1798
- Iliadis, C., D'Auria, J. M., Starrfield, S., et al., 2001, *ApJS*, 134, 151
- Kadomtsev, B. B., 1970, *Zh. Eksp. Teor. Fiz.* 58, 1765
- Kubo, R., 1965, *Statistics Mechanics*, (Amsterdam: North-Holland Publishing Co.), pp. 278, 280
- Kubono, S., Kajino, T., & Kato, S., 1995, *Nucl. Phys. A.*, 588, 521
- Landau, L. D., & Lifshitz, E. M., 1977, *Quantum mechanics*, (3rd ed., Oxford: Pergamon Press), p.457
- Lane, A. M., & Thomas, R. G., 1958, *Rev. Mod. Phys.*, 73, 629
- Lattimer, J. M., et al., 1985, *Nucl. Phys. A.*, 432, 646
- Li X. H., et al., 2016, *Int. J. Mod. Phys. D.* 25(1), 1650002
- Liu, J. J., 2013a, *Research in Astronomy and Astrophysics*, 13, 99
- Liu, J. J., 2013b, *Research in Astronomy and Astrophysics*, 13, 945
- Liu, J. J., 2013c, *MNRAS*, 433, 1108
- Liu, J. J., 2014a, *Research in Astronomy and Astrophysics*, 14, 971
- Liu, J. J., 2014, *MNRAS*, 438, 930
- Liu, J. J., 2015, *Ap&SS*, 357, 93
- Liolios, T. E., 2000, *EPJA.*, 9, 287
- Liolios, T. E., 2001, *Phys. Rev. C.*, 64, 018801
- Lotay, G., Wood, P. J., Seweryniak, D., et al., 2008, *Phys. Rev. C.*, 77, 2802
- Olausen, S. A.; Kaspi, V. M., 2014, *ApJS*, 212, 6
- Pathria, R. K., 2003, *Statistics Mechanics*, 2nd., (Singapore: Isevier.), pp. 280
- Peng, Q. H., & Tong, H., 2007, *MNRAS*, 378, 159
- Potekhin, A. Y.; Chabrier, G., 2013, *Contributions to Plasma Physics*, 53, 397
- Salpeter, E. E., 1954, *AuJPh.*, 7, 373
- Salpeter, E. E., & van Horn, H. M., 1969, *ApJ*, 155, 183
- Spitaleri, C.; Bertulani, C. A., 2015, arXiv:1503.05266
- Schatz, H., Aprahamian, A., Goerres, J., et al., 1998, *Phys. Rep.*, 294, 167
- Stolzmann, W., & Bloeker, T., 1996, *A&A*, 314, 1024
- Szary, Andrzej., et al., 2015, *ApJ*, 800, 76
- Tong, H., 2015, *RAA*, 15, 1467
- Visser, D. W., Wrede, C., Caggiano, J. A., et al., 2007, *Phys. Rev. C.*, 76, 065803
- Wallace, R. K., & Woosley, S. E., 1981, *ApJS.*, 45, 389.
- Wiescher, M., et al., 1986, *A&A*, 160, 56
- Xiong, X-Y., Gao, C-Y, Xu, R-X., 2016, *RAA*, 16(1), DOI:10.1088/1674C4527/16/1/009
- Xu, M., & Huang, Y-F., 2015, *RAA*, 15, 975
- Yakovlev, D. G., & Shalybkov, D. A., 1989, *Astrophys. Space. Phys. Rev.*, 7, 311