

High-resolution tSZ cartography of clusters of galaxies with NIKA at the IRAM 30-m telescope

F. Mayet¹, R. Adam^{1,13}, A. Adane², P. Ade³, P. André⁴, M. Arnaud⁴, I. Bartalucci⁴,
A. Beelen⁵, A. Benoit⁶, A. Bideaud³, N. Billot⁷, G. Blanquer¹, N. Boudou⁶, O. Bourrion¹,
M. Calvo⁶, A. Catalano¹, G. Coiffard², B. Comis¹, A. Cruciani⁸, F.-X. Désert⁹, S. Doyle³,
J. Goupy⁶, B. Hasnoun⁵, I. Hermelo⁷, C. Kramer⁷, G. Lagache¹⁰, S. Leclercq²,
J. F. Macías-Pérez¹, P. Mauskopf^{3,14}, A. Monfardini⁶, F. Pajot⁵, L. Perotto¹,
E. Pointecouteau^{11,12}, N. Ponthieu⁹, G. W. Pratt⁴, V. Revéret⁴, A. Ritacco¹, L. Rodriguez⁴,
F. Ruppin¹, K. Schuster², A. Sievers⁷, S. Triqueneaux⁶, C. Tucker³, and R. Zylka²

¹Laboratoire de Physique Subatomique et de Cosmologie, Université Grenoble Alpes,
CNRS/IN2P3, 53, avenue des Martyrs, Grenoble, France

²Institut de RadioAstronomie Millimétrique (IRAM), Grenoble, France

³Astronomy Instrumentation Group, University of Cardiff, UK

⁴Laboratoire AIM, CEA/IRFU, CNRS/INSU, Université Paris Diderot, CEA-Saclay, 91191
Gif-Sur-Yvette, France

⁵Institut d'Astrophysique Spatiale (5), CNRS and Université Paris Sud, Orsay, France

⁶Institut Néel, CNRS and Université de Grenoble, France

⁷Institut de RadioAstronomie Millimétrique (IRAM), Granada, Spain

⁸Dipartimento di Fisica, Sapienza Università di Roma, Piazzale Aldo Moro 5, I-00185 Roma,
Italy

⁹Institut de Planétologie et d'Astrophysique de Grenoble (8), CNRS and Université Grenoble
Alpes, France

¹⁰Aix Marseille Université, CNRS, LAM (Laboratoire d'Astrophysique de Marseille) UMR
7326, 13388, Marseille, France

¹¹Université de Toulouse, UPS-OMP, Institut de Recherche en Astrophysique et Planétologie
(IRAP), Toulouse, France

¹²CNRS, IRAP, 9 Av. colonel Roche, BP 44346, F-31028 Toulouse cedex 4, France

¹³Laboratoire Lagrange, Université Côte d'Azur, Observatoire de la Côte d'Azur, CNRS, Blvd
de l'Observatoire, CS 34229, 06304 Nice Cedex 4, France

¹⁴School of Earth and Space Exploration and Department of Physics, Arizona State
University, Tempe, AZ 85287, USA

May 31, 2021

Abstract

The thermal Sunyaev-Zeldovich effect (tSZ) is a powerful probe to study clusters of galaxies and is complementary with respect to X-ray, lensing or optical observations. Previous arcmin resolution tSZ observations (*e.g.* SPT, ACT and Planck) only enabled detailed studies of the intra-cluster medium morphology for low redshift clusters ($z < 0.2$). Thus, the development of precision cosmology with clusters requires high angular resolution observations to extend the understanding of galaxy cluster towards high redshift. NIKA2 is a wide-field (6.5 arcmin field of view) dual-band camera, operated at 100 mK and containing ~ 3300 KID (Kinetic Inductance Detectors), designed to observe the millimeter sky at 150 and 260 GHz, with an angular resolution of 18 and 12 arcsec respectively. The NIKA2 camera has been installed on the IRAM 30-m telescope (Pico Veleta, Spain) in September 2015. The NIKA2 tSZ observation program will allow us to observe a large

sample of clusters (50) at redshift ranging between 0.5 and 1. As a pathfinder for NIKA2, several clusters of galaxies have been observed at the IRAM 30-m telescope with the NIKA prototype to cover the various configurations and observation conditions expected for NIKA2.

1 High-resolution tSZ cartography of clusters

Clusters of galaxies constitute powerful tools to study cosmology as they are the largest gravitationally-bound objects in the Universe. For instance, cosmological parameters have been constrained by the Planck collaboration using number counts as a function of redshift for a sample of galaxy clusters identified by their thermal Sunyaev Zel'dovich (tSZ) effect [1, 2]. However, this estimation of the amplitude of density fluctuations σ_8 and of the matter density Ω_M , obtained with clusters of galaxies, are in tension with the values obtained with primary CMB anisotropies [3]. The use of clusters of galaxies for cosmological studies requires to translate cluster observables into mass estimates. However, non-gravitational processes can induce dispersion and biases. Also, at high redshift a departure from the hydrostatic equilibrium hypothesis is expected. Moreover, an X-ray based calibration of the tSZ-mass scaling law is needed in order to draw cosmological conclusions. As outlined in [1], possible biases in the scaling law relation and the halo mass function dominate the statistical uncertainties from the Planck cluster sample. Hence, improving the precision of cluster mass calibration is required to strengthen the use of clusters of galaxies for cosmological studies. A high-resolution cartography of clusters of galaxies is also needed to fully understand the intra-cluster medium properties and to evaluate the hydrostatic bias. Thus, the development of precision cosmology with clusters requires high-resolution multi-probe studies (X-ray, tSZ, lensing, optical) up to high redshift ($z \simeq 1$).

The tSZ effect [4, 5, 6] produces the distortion of the electromagnetic spectrum of the cosmic microwave background via an inverse Compton scattering with hot electrons in the intra-cluster medium. As the tSZ surface brightness does not suffer from redshift dimming, it enables the study of clusters up to high redshift. In the last few years, the tSZ effect has been used to detect clusters of galaxies. In particular, the South Pole Telescope (SPT) [7], the Atacama Cosmology Telescope (ACT) [8] and the Planck Satellite [9, 10] have produced tSZ-selected cluster catalogues, containing thousands of objects, at arcmin resolution. tSZ surveys are considered as major tools of multi-probe studies of clusters of galaxies. In particular, the complementarity with X-ray surveys is highlighted by the fact that the X-ray surface brightness is related to the electronic density, $S_X \propto \int n_e^2 \Lambda(T_e, Z) dl$, while the Compton parameter y , the tSZ signal, is proportional to the electronic pressure P_e integrated along the line of sight $y \propto \int P_e dl$, thus giving information on shocks and merging events.

2 The NIKA2 camera and the NIKA prototype

The NIKA2 camera is a next-generation instrument for millimetre astronomy [11, 12, 13, 14, 15]. It is a KID-based camera operated at 100 mK that has been installed in September 2015 at the IRAM 30-m telescope (Pico Veleta, Spain). NIKA2 observes the sky at 150 and 260 GHz with a wide field of view (6.5 arcmin) at high-angular resolution (nominally 18 and 12 arcsec, respectively), and state-of-art sensitivity (requirement 20 and 30 mJy.s^{1/2}, respectively). NIKA2 has also polarisation capabilities at 260 GHz. The NIKA camera is a prototype of NIKA2 that has been operated at the IRAM 30-m telescope from 2012 to 2015. The field of view is smaller (1.8 arcmin) due to the reduced number of KIDs (356). The performance of the NIKA camera at the IRAM 30 m telescope is described in [16].

The NIKA2 camera is well suited for high-resolution tSZ observations of cluster of galaxies because:

1. It is a dual-band camera operating at frequencies (150 and 260 GHz) for which the tSZ signal is expected to be negative and slightly positive respectively.
2. NIKA2 is made of arrays of thousands of highly sensitive KIDs. In particular, the sensitivity in Compton parameter units is expected to be of 1.13×10^{-4} per hour and per beam. This will

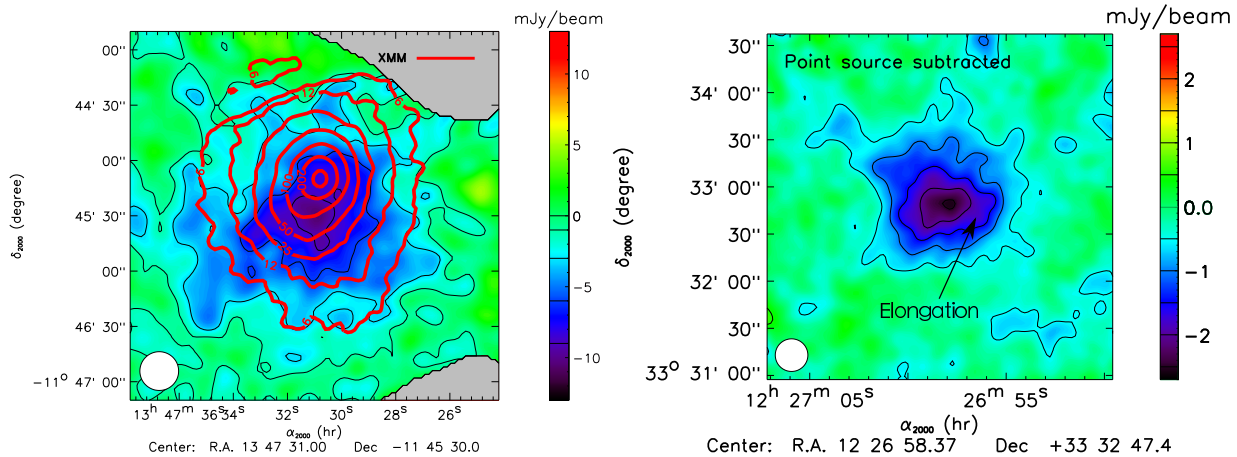


Figure 1: Left: RX J1347.5-1145 as observed by NIKA in 2012 at 140 GHz [17]. Right: CLJ1226.9+3332 as observed by NIKA in 2014 at 150 GHz [18].

allow us to obtain reliable tSZ mapping at high signal-to-noise ratio in a few hours per cluster.

3. NIKA2 coupled to the IRAM 30-m telescope should allow us to map clusters of galaxies to a resolution of typically 12 to 18 arcsec for a 6.5 arcmin diameter FOV, which is well adapted for medium and high redshift clusters.

3 tSZ cartography of clusters of galaxies with NIKA

The NIKA prototype has been used as a pathfinder for NIKA2, to demonstrate the possibility to use large arrays of KIDs in millimeter astronomy, to validate the observation strategy as well as the data analysis. Concerning tSZ science, several clusters of galaxies have been observed during the three NIKA campaigns at the IRAM 30-m telescope. They have been chosen in order to cover the various configurations and observation conditions expected for NIKA2.

RX J1347.5-1145 is the most luminous X-ray cluster known to date. It is also known as a particularly bright tSZ source that has been observed by *e.g.* Diabolo [19], Mustang [20] or Carma [21]. It has been chosen as a first target with NIKA and has been observed at the IRAM 30-m telescope in 2012 during 5.5 hours. The data analysis of this cluster includes a dual-band atmospheric noise removal which consists in using the 260 GHz data-set as an atmospheric template since the expected tSZ signal is small at this frequency. It leads to a map of this cluster at 140 GHz presented on Fig. 1 (left) and compared with the XMM contours [22]. It can be noticed that the tSZ peak is shifted toward the south-east with respect to the X-ray peak, which is well aligned on the central AGN. As the tSZ flux is proportional to the electronic pressure integrated along the line of sight, this south-east extension indicates an overpressure corresponding to the expected shock caused by the ongoing merger. It is also observed in the radial flux profile and in the residual of the map with respect to the modeling of the relaxed part of the cluster. These observations constitute the first tSZ observation ever performed with a KID-based camera and are a confirmation that RX J1347.5-1145 is an ongoing merger [17].

CL J1226.9+3332 is a relaxed high-redshift ($z = 0.89$) cluster that has been observed by NIKA in 2014, during 7.8 hours [18]. The 150 GHz map, presented on Fig. 1 (right), shows that CL J1226.9+3332 is relaxed on large scales with a disturbed core. The 260 GHz channel has been used to identify point-source contamination. A point-source subtraction method has been used to correct for the induced deformation at 150 GHz. NIKA data have been combined with Planck tSZ data and X-ray from Chandra [23] within the framework of a multi-probe analysis to study the thermodynamic properties

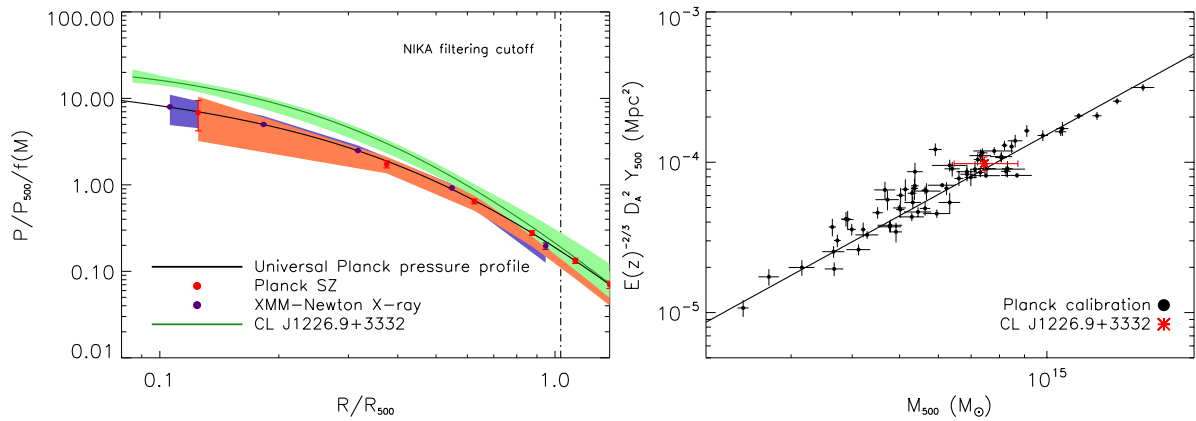


Figure 2: Left: Normalized pressure profile with the Planck Universal pressure profile (black line), the CL J1226.9+3332 profile from NIKA (green), the Planck average of 62 nearby clusters (red) and the stacked pressure profile derived from the XMM data for the same sample (purple). Right: tSZ scaling relation, relating the Compton integrated parameter Y_{500} and the cluster mass M_{500} . CL J1226.9+3332, at $z = 0.89$, is given by the red star. The Planck best-fit is presented as a black line, with the data points of the 71 clusters. Figures from [18]

of the intra-cluster medium, *i.e.* the pressure, density, temperature, and entropy radial distributions. It illustrates the possibility of measuring these quantities with a small integration time, even at high redshift, and without X-ray spectroscopy. The pressure profile of this high-redshift cluster, obtained with NIKA, has been compared with the profile averaged over 62 nearby clusters obtained by the Planck collaboration [24], see Fig. 2 (left). Both have been normalized to account for the mass and redshift dependence. While the normalized pressure profile of CL J1226.9+3332, derived from NIKA data, is higher than the average one, it remains compatible within error bars. The tSZ scaling relation, relating the Compton integrated parameter Y_{500} and the cluster mass M_{500} , is presented on Fig. 2 (right). The cluster CL J1226.9+3332, at $z = 0.89$, is consistent with the Planck best-fit scaling relation [1] obtained with 71 clusters, with a mean redshift of 0.195 and a maximum of 0.447. While no conclusion can be drawn from the comparison with a single high-redshift cluster, it illustrates the interest of the forthcoming NIKA2 tSZ large program, which is dedicated to a follow-up of Planck-discovered clusters, to study non-standard redshift evolution of cluster pressure profile.

The observation of MACS J1423.8+2404 by NIKA has been used to show the impact of contamination from infrared and radio point sources. Indeed, most clusters host submillimeter and/or radio point sources that can significantly affect the reconstructed tSZ signal, in particular at frequency below 217 GHz where the negative tSZ signal can be compensated. This cluster has been observed in 2014 and the results have been obtained with only 1.47 hours of on-target data [25]. The map obtained at 150 GHz presents a 4.5σ detection at the tSZ peak. 19 point sources have been identified in the 4×4 arcmin² field around MACS J1423.8+2404. Ancillary data have been combined with NIKA data to study the SED of the submillimeter (Herschel) and radio (SZA, OVRO/BIMA, VLA and NVSS) point source contaminants, see Refs. in [25]. A multi-probe study of the intracluster medium has been performed by combining data from NIKA, Planck, XMM-Newton and Chandra. As an illustration, Fig. 3 presents a composite multi-probe overview image of MACS J1423.8+2404, with tSZ at 150 GHz as seen by NIKA, X-ray as seen by Chandra, see Ref. [25], lensing [26] and galaxies as seen by the Hubble Space Telescope [27]. This paper has shown that an accurate removal of the point-source contamination is required in order to set strong constraints on the central pressure distribution.

Furthermore, we have observed two clusters initially discovered by Planck via the tSZ effect, PSZ1G045.85+57.71 and PSZ1G046. A detailed analysis of these clusters is ongoing and will complete the NIKA pilote study in preparation of the NIKA2 tSZ program.

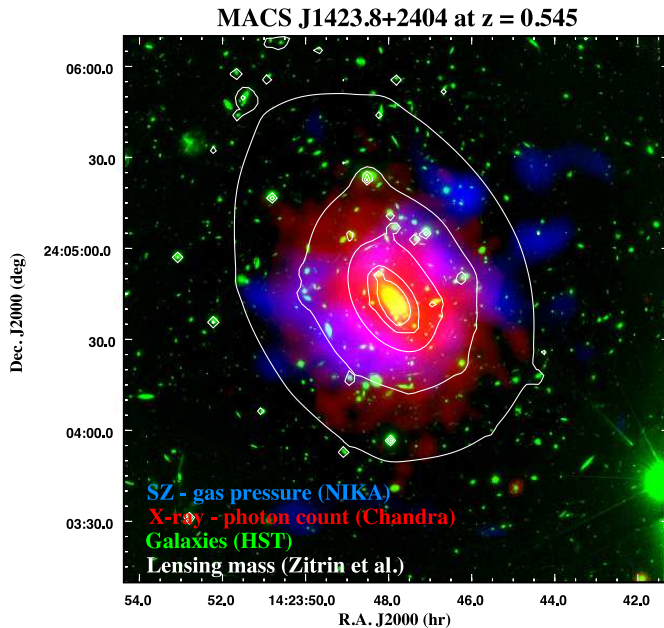


Figure 3: Multi-probe image of MACS J1423.8+2404, with tSZ at 150 GHz as seen by NIKA, X-ray as seen by Chandra, lensing [26] and galaxies as seen by the Hubble Space Telescope [27]. From [25].

4 The NIKA2 tSZ large program

The NIKA2 tSZ large program is a follow-up of Planck-discovered clusters that has been proposed as one of the Large Programs of the NIKA2 Guaranteed time. 50 clusters will be observed, with redshift up to $z = 1$, selected from the Planck [9, 10] and ACT catalogs [8]. The expected sensitivity of NIKA2, based on what was achieved by NIKA, will allow us to obtain reliable tSZ detection and mapping of clusters of galaxies in only few hours (1 to 5 hours). We have formed a representative cluster sample for redshift evolution and cosmological studies, with redshift bins presenting an homogeneous coverage in cluster mass as reconstructed from the integrated Compton parameter. The NIKA2 data will be complemented with ancillary data including X-ray, optical and radio observations. The full dataset, NIKA2 plus ancillary, will lead to significant improvements on the use of clusters of galaxies to draw cosmological constraints and in particular on the matter distribution and content of the Universe. The main objectives of the project are:

- the study of the redshift evolution of cluster pressure profiles up to high redshift ($z = 1$),
- the understanding of cluster morphology at high redshift (merging events, departure from spherical symmetry, cooling processes),
- the detailed characterization of the physical properties of the cluster (temperature, entropy and mass radial profiles), within the framework of a multi-probe analysis,
- the reconstruction of scaling laws relating cluster global properties, the integrated Compton parameter and temperature for example, to their mass.

Acknowledgments

We would like to thank the IRAM staff for their support during the campaigns. The NIKA dilution cryostat has been designed and built at the Institut Néel. In particular, we acknowledge the crucial contribution of the Cryogenics Group, and in particular Gregory Garde, Henri Rodenas, Jean Paul

Leggeri, Philippe Camus. This work has been partially funded by the Foundation Nanoscience Grenoble, the LabEx FOCUS ANR-11-LABX-0013 and the ANR under the contracts "MKIDS", "NIKA" and ANR-15-CE31-0017. This work has benefited from the support of the European Research Council Advanced Grant ORISTARS under the European Union's Seventh Framework Programme (Grant Agreement no. 291294). We acknowledge fundings from the ENIGMASS French LabEx (R. A. and F. R.), the CNES post-doctoral fellowship program (R. A.), the CNES doctoral fellowship program (A. R.) and the FOCUS French LabEx doctoral fellowship program (A. R.).

References

- [1] P. A. R. Ade *et al.* [Planck Collaboration], *Astron. Astrophys.* **571** (2014) A20
- [2] P. A. R. Ade *et al.* [Planck Collaboration], arXiv:1502.01597 [astro-ph.CO].
- [3] P. A. R. Ade *et al.* [Planck Collaboration], *Astron. Astrophys.* **571** (2014) A16
- [4] R. A. Sunyaev and Y. B. Zel'dovich, *Astrophys. Space Phys. Res.* **4** (1972) 173
- [5] R. A. Sunyaev and Y. B. Zel'dovich, *Ann. Rev. Astron. Astrophys.* **18** (1980) 537.
- [6] M. Birkinshaw, *Phys. Rept.* **310** (1999) 97
- [7] L. E. Bleem *et al.* [SPT Collaboration], *Astrophys. J. Suppl.* **216** (2015) 2, 27
- [8] M. Hasselfield *et al.*, *JCAP* **1307** (2013) 008
- [9] P. A. R. Ade *et al.* [Planck Collaboration], arXiv:1502.01598 [astro-ph.CO].
- [10] P. A. R. Ade *et al.* [Planck Collaboration], *Astron. Astrophys.* **571** (2014) A29
- [11] A. Monfardini *et al.*, *The Astrophysical Journal Supplement* **194** (2011) 24
- [12] O. Bourrion *et al.*, *JINST* **7** (2012) 7014
- [13] M. Calvo *et al.*, *Astron. Astrophys.* **551** (2013) L12
- [14] A. Monfardini *et al.*, *JLTP* **176** (2014) 787
- [15] M. Calvo *et al.*, arXiv:1601.02774
- [16] A. Catalano *et al.*, *Astron. Astrophys.* **569** (2014) A9.
- [17] R. Adam *et al.*, *Astron. Astrophys.* **569** (2014) A66
- [18] R. Adam *et al.*, *Astron. Astrophys.* **576** (2015) A12
- [19] E. Pointecouteau *et al.*, *Astrophys. J.* **519** (1999) L115
- [20] B. S. Mason *et al.*, *Astrophys. J.* **716** (2010) 739
- [21] T. J. Plagge *et al.*, *Astrophys. J.* **770** (2013) 112
- [22] M. Gitti and S. Schindler, *Astron. Astrophys.* **427** (2004) L9
- [23] K. W. Cavagnolo, M. Donahue, G. M. Voit and M. Sun, *Astrophys. J. Suppl.* **182** (2009) 12
- [24] P. A. R. Ade *et al.* [Planck Collaboration], *Astron. Astrophys.* **550** (2013) 131
- [25] R. Adam *et al.*, *Astron. Astrophys.* **586** (2016) A122
- [26] A. Zitrin, T. Broadhurst, R. Barkana, Y. Rephaeli and N. Benitez, *MNRAS* **410** (2011) 1939
- [27] M. Postman *et al.*, *Astrophys. J. Suppl.* **199** (2012) 25