

Microwave Photoresistance in an Ultrahigh Quality GaAs Quantum Well

Q. Shi,¹ S. A. Studenikin,² M. A. Zudov,^{1,*} K. W. Baldwin,³ L. N. Pfeiffer,³ and K. W. West³

¹*School of Physics and Astronomy, University of Minnesota, Minneapolis, Minnesota 55455, USA*

²*National Research Council of Canada, Ottawa, Ontario K1A 0R6, Canada*

³*Princeton University, Department of Electrical Engineering, Princeton, New Jersey 08544, USA*

The temperature dependence of microwave-induced resistance oscillations (MIRO), according to the theory, originates from electron-electron scattering. This scattering affects both the quantum lifetime, or the density of states, and the inelastic lifetime, which governs the relaxation of the nonequilibrium distribution function. Here, we report on MIRO in an ultrahigh mobility ($\mu > 3 \times 10^7$ cm²/Vs) 2D electron gas at T between 0.3 K and 1.8 K. In contrast to theoretical predictions, the quantum lifetime is found to be T -independent in the whole temperature range studied. At the same time, the T -dependence of the inelastic lifetime is much *stronger* than can be expected from electron-electron interactions.

PACS numbers: 73.43.Qt, 73.63.Hs, 73.40.-c

Microwave-induced resistance oscillations (MIRO) appear in two-dimensional electron [1, 2] or hole systems [3, 4] subjected to low temperature T , weak magnetic field B , and radiation of frequency $f = \omega/2\pi$. When the MIRO amplitude exceeds dark resistance, the oscillation minima evolve into zero-resistance states [5–14], understood in terms of formation of current domains [15–20].

When the microwave power is not too high and Landau levels are overlapping, away from the cyclotron resonance MIRO can be described by [21]

$$\delta R \approx -A \sin 2\pi\epsilon, \quad A = ep(\epsilon)\lambda^2\mathcal{A}_0, \quad (1)$$

where $\epsilon = \omega/\omega_c$, $\omega_c = eB/m^*$ is the cyclotron frequency, m^* is the effective mass, $p(\epsilon)$ is a dimensionless function describing absorption [22], $\lambda = \exp(-\pi/\omega_c\tau_q)$ is the Dingle factor, τ_q is the quantum lifetime, and

$$\mathcal{A}_0 = 2\pi R_0 \bar{\mathcal{P}} (\tau/2\tau_* + 2\tau_{\text{in}}/\tau). \quad (2)$$

Here, R_0 is the resistance at $B = 0$, $\bar{\mathcal{P}}$ is the dimensionless microwave power [23], τ is the transport lifetime, τ_* is a disorder-specific scattering time [24], and τ_{in} is the inelastic lifetime. The first term in Eq. (2) describes the *displacement* contribution [25–30], owing to the radiation-induced modification of impurity scattering. The second term represents the *inelastic* contribution [31–33], originating from the radiation-induced oscillations in the electron distribution function.

It is well established that the MIRO amplitude A decreases with T [1, 5, 6, 34–37]. This decrease can originate from \mathcal{A}_0 , through $\tau_{\text{in}}(T)$, and/or from λ , through $\tau_q(T)$. One study [36] has found that, at $T \gtrsim 1$ K, λ decreased considerably, while \mathcal{A}_0 remained essentially unchanged [38]. Such a behavior can indeed be expected at high T , when the T -independent displacement contribution [first term in Eq. (2)] dominates over the inelastic contribution [second term in Eq. (2)], which is predicted to decay as T^{-2} . However, at low T , when τ_q becomes T -independent, the T -dependence of A should be dominated by $\mathcal{A}_0(T)$. In the limit of low T , one thus expects

$A \sim \mathcal{A}_0 \sim T^{-2}$, as the inelastic contribution should overwhelm the T -independent displacement contribution.

While the above prediction has been known for more than a decade, it remained unclear if it could ever be tested experimentally. The lack of such experiments, at least in part, is due to challenges associated with combining low temperature and microwave radiation of intensity sufficient for reliable MIRO detection. According to Eq. (1), the MIRO amplitude depends exponentially on the quantum lifetime entering the Dingle factor. This fact dictates that exploration of the low temperature limit calls for samples of exceptional quality.

In this Rapid Communication we report on microwave photoresistance measurements in an ultra-clean two-dimensional electron gas with mobility $\mu > 3 \times 10^7$ cm²/Vs and quantum mobility $\mu_q \equiv e\tau_q/m^* > 1 \times 10^6$ cm²/Vs at temperatures between $T \approx 0.3$ K and $T \approx 1.8$ K. At low microwave intensities, we observe surprisingly strong temperature dependence of the MIRO amplitude. In qualitative agreement with the above prediction, we find that the dependence originates from the T -dependent \mathcal{A}_0 , while λ , parametrized by $\tau_q \approx 46$ ps [39], remains constant. However, the T -dependence of \mathcal{A}_0 is significantly *stronger* than theoretically predicted. At the same time, estimates show that τ_q should still be T -dependent, in contrast to our observations. These findings might indicate that electron-electron scattering becomes ineffective at low temperatures. Phenomenologically, the T -dependence of the MIRO amplitude can be well described by a simple exponential function.

Our sample is a 4×4 mm square cleaved from a symmetrically doped, 30-nm wide GaAs/AlGaAs quantum well. After low-temperature illumination with a red light-emitting diode, electron density and mobility were $n_e \approx 3.2 \times 10^{11}$ cm⁻² and $\mu \approx 3.1 \times 10^7$ cm²/Vs, respectively. Microwave radiation of frequency $f = 34$ GHz [40] was delivered to the sample via a semirigid coaxial cable terminated with a 3 mm antenna [41]. The longitudinal resistance R was measured using a low-frequency

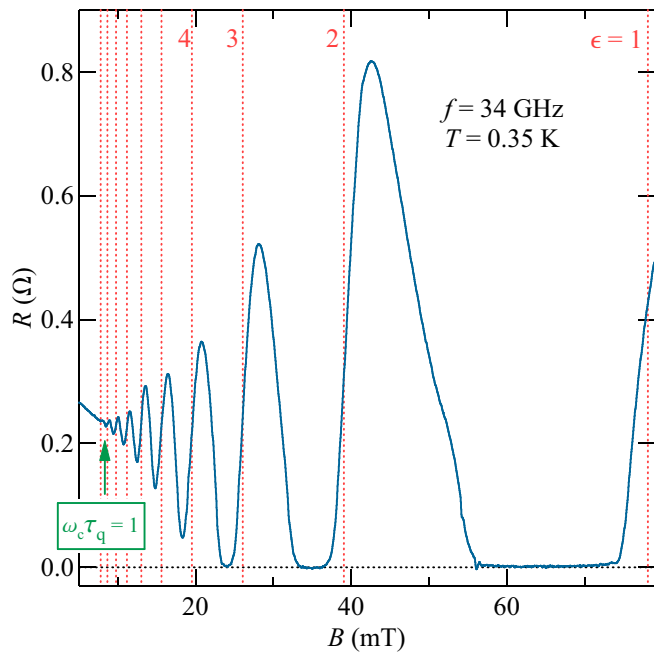


FIG. 1. (Color online) Magnetoresistance $R(B)$ under irradiation by microwaves at $T = 0.35$ K. Vertical lines are drawn at $\epsilon = \omega/\omega_c = 1, 2, \dots, 10$. Arrow is drawn at $B = 8.3$ mT, marking the condition $\omega_c \tau_q = 1$.

(a few Hz) lock-in amplification under continuous microwave irradiation, in sweeping magnetic field, and at temperatures, measured by a calibrated thermometer, T between 0.3 and 1.8 K.

In Fig. 1 we present magnetoresistance $R(B)$ measured under irradiation by microwaves at $T = 0.35$ K. Vertical lines are drawn at $\epsilon = \omega/\omega_c = 1, 2, \dots, 10$. The data reveal multiple MIRO and zero-resistance states near $\epsilon = 1, 2$ and 3. We ascribe the exceptional quality of our data to the extremely high value of the quantum lifetime, $\tau_q \approx 46$ ps. This value translates to quantum mobility of $\mu_q \approx 1.2 \times 10^6$ cm²/Vs which, to our knowledge, is the highest value reported to date in any system. The arrow marks $\omega_c \tau_q = 1$ and roughly corresponds to the onset of MIRO.

In Fig. 2 we show R vs ϵ at $T = 0.48, 0.57, 0.66$, and from 0.75 to 1.25 K, in a step of 0.1 K. We immediately observe that the T -dependence is not only significant, but also uniform over the whole range of ϵ . The continuous change of the MIRO amplitude indicates that the electron temperature does not fully saturate due to heating by microwave radiation down to $T \approx 0.5$ K. We note that, according to the theory [42], the gap between Landau levels opens when $\omega_c \tau_q = \pi/2$, which corresponds to $\epsilon = 6$, marked by \uparrow . No qualitative difference in the data obtained in the regimes of overlapping and separated Landau levels is observed [43, 44].

We start the data reduction by constructing Dingle plots which allow us to assess the T -dependencies of the

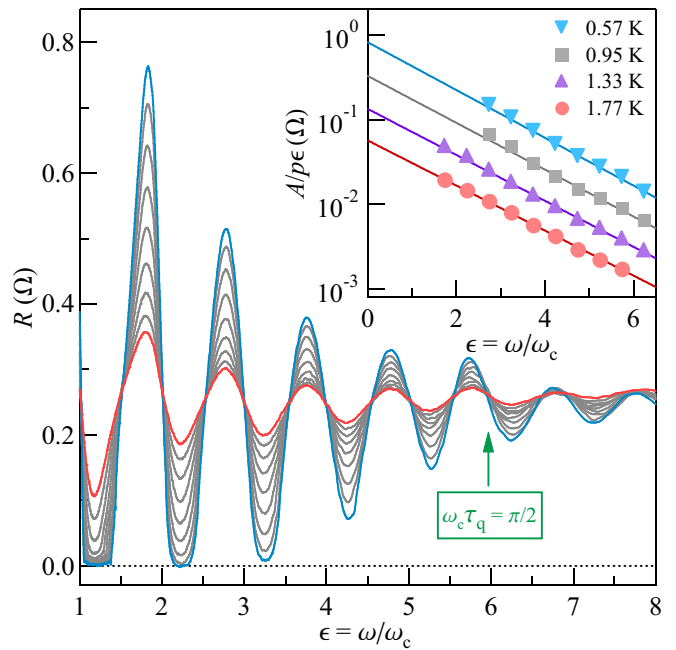


FIG. 2. (Color online) R vs ϵ at temperatures from $T = 0.48$ K (largest amplitude) to $T = 1.25$ K (smallest amplitude). Arrow is drawn at $\epsilon = 6$, marking the condition $\omega_c \tau_q = \pi/2$. Inset shows $A/p\epsilon$ at different T (see legend) vs ϵ on a semi-log scale. Solid lines are fits to $\mathcal{A}_0 \exp(-\epsilon/f\tau_q)$.

Dingle factor λ and of

$$\mathcal{A}_0 = \lim_{\epsilon \rightarrow 0} A/p\epsilon. \quad (3)$$

In the inset of Fig. 2 we show Dingle plots for several temperatures, see legend. We find that the data are well described by exponential dependencies with approximately the same slope, indicating that τ_q has very weak T -dependence. On the contrary, \mathcal{A}_0 , given by the intercept, changes significantly with T . Indeed, as illustrated in Fig. 3(a), τ_q (squares) is roughly T -independent and is close to $\tau_q \approx 46$ ps. At the same time, Fig. 3(b) reveals that \mathcal{A}_0 (circles) exhibits very strong T -dependence changing by more than an order of magnitude. This change occurs despite the apparent saturation at lower T (to which we will return later). We thus conclude that the MIRO temperature dependence originates primarily from $\mathcal{A}_0(T)$ and not from $\lambda(T)$. We note that this conclusion is opposite to that of Ref. 36 which examined MIRO in a lower quality sample ($\mu \approx 1.3 \times 10^7$ cm²/Vs, $\mu_q \approx 0.5 \times 10^6$ cm²/Vs) and at higher T , from 1 to 4 K.

We next compare the T -dependence of \mathcal{A}_0 to the theoretical predictions. The first term in Eq. (2), the displacement contribution, is T -independent and its value is governed by the correlation properties of the disorder potential. For purely smooth disorder, $\tau/2\tau_* = 6/(\tau/\tau_q + 3)$ [30, 33], which is about 0.21 in our sample. In the sharp disorder limit, $\tau/2\tau_*$ increases to 1.5 [30]. The second term in Eq. (2) represents the inelastic contribution and

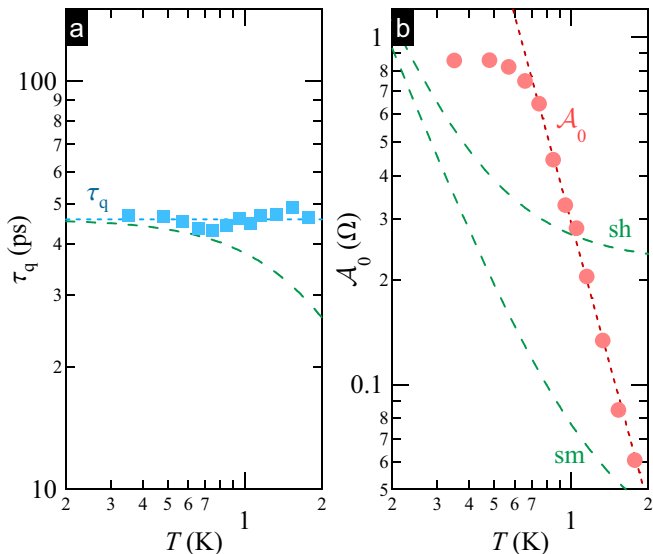


FIG. 3. (Color online) (a) $\tau_q(T)$ (squares). Dotted line represents the average $\tau_q = 45.9$ ps. Dashed line illustrates theoretical dependence, see text. (b) $\mathcal{A}_0(T)$ (circles). Dotted line is $\sim T^{-2.7}$. Dashed lines are calculated T -dependencies of \mathcal{A}_0 for sharp (upper) and smooth (lower) disorder limits [24].

is T -dependent. When $\pi T \gg \omega$, Ref. 33 predicts

$$\tau_{\text{in}} \approx 0.82\tau_{ee}, \quad \frac{\hbar}{\tau_{ee}} = \frac{\pi k_B^2 T^2}{4E_F} \ln\left(\frac{2\hbar v_F}{a_B k_B T}\right), \quad (4)$$

where τ_{ee}^{-1} is the electron-electron scattering rate for a test particle at the Fermi energy E_F , v_F is the Fermi velocity, and $a_B \approx 10$ nm is the Bohr radius in GaAs. At $T = 1$ K, the logarithmic factor is about 6 and we estimate $\tau_{\text{in}} \approx 0.18$ ns, leading to $2\tau_{\text{in}}/\tau \approx 0.3$ in our sample. This value is comparable to the displacement contribution in the smooth disorder limit.

Based on the above estimates, we expect \mathcal{A}_0 to increase by a factor between 1.3 (sharp disorder limit) and 2.3 (smooth disorder limit) as the T is lowered from 1.77 to 0.75 K. However, the data in Fig. 3(b), reveal a considerably larger, more than an order of magnitude increase of \mathcal{A}_0 . The discrepancy between experiment and theory can be evaluated via a direct comparison of the measured $\mathcal{A}_0(T)$ and calculated T -dependencies. The latter are shown by dashed lines in Fig. 3(b) for the limits of sharp (upper curve) and smooth (lower curve) disorder. Since any real sample has both sharp (unintentional background impurities) and smooth (remote ionized donors) disorder, one should expect a T -dependence lying between the two curves. However, even if one assumes the limit of smooth disorder, the experimental T -dependence is markedly stronger than theoretically predicted. In particular, at $T > 0.7$ K, one finds an empirical relation, $\mathcal{A}_0 \sim T^{-2.7}$, shown by dotted line.

We now turn our attention to the saturation of $\mathcal{A}_0(T)$ observed at low T in Fig. 3(b). In Fig. 4(a) we plot $\mathcal{A}_0(T)$

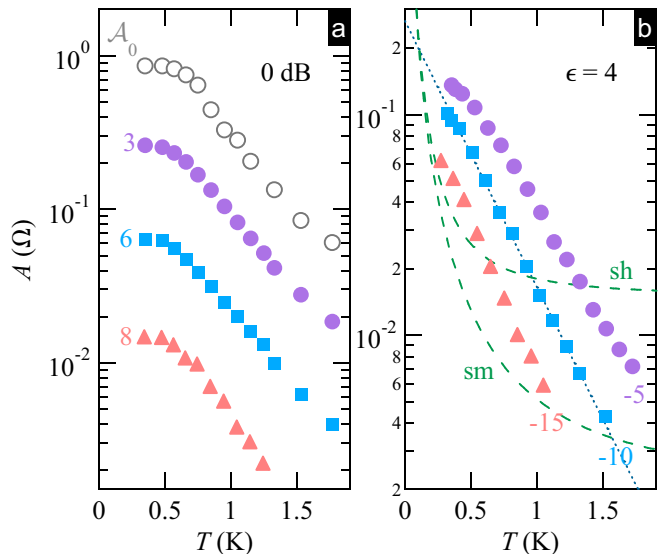


FIG. 4. (Color online) (a) $A(T)$ at $\epsilon = 3, 6, 8$ (solid symbols, as marked) and $\mathcal{A}_0(T)$ (open symbols) at 0 dB attenuation. (b) $A(T)$ at $\epsilon = 4$ and at a power attenuated by -5 (circles), -10 (squares), and -15 dB (triangles). Dashed lines are calculated T -dependencies of \mathcal{A}_0 for sharp (upper) and smooth (lower) disorder limits [45]. Solid line is $\sim \exp(-T/T_0)$, where $T_0 = 0.35$ K.

(open symbols) together with the MIRO amplitude A (solid symbols) at $\epsilon = 3, 6, 8$ on a semi-log scale. We observe that all T -dependencies are roughly parallel to each other, which is indeed expected for a T -independent λ . In addition, we find that all dependencies slow down at $T \lesssim 0.7$ K. We note that Ref. 33 predicts a crossover from a T^{-2} -dependence of the inelastic relaxation rate to a T^{-1} -dependence as the T is lowered below $\hbar\omega/\pi k_B \approx 0.5$ K. However, a slowdown of the T -dependence can also result from an experimental difficulty to cool electrons under the presence of radiation.

To test the second scenario we have performed additional measurements (in a separate cooldown), utilizing lower microwave intensities. The results of these measurements are presented in Fig. 4(b) showing the T -dependencies of the MIRO amplitude at $\epsilon = 4$ for three different powers. These powers are lower than the power used earlier by -5 (circles), -10 (squares), and -15 dB (triangles). Direct comparison with the 0 dB data shown in Fig. 4(a) reveals that the tendency to saturate at low T is greatly reduced at lower powers. We thus conclude that unintentional heating of electrons by microwave radiation is the main cause of the slowdown observed in Fig. 3(b) and Fig. 4(a) at low T .

At lower microwave intensities, the disagreement between experiment and theory becomes more pronounced. The calculated ratio of the MIRO amplitudes at 0.5 K and 1.5 K is between 1.6 (sharp disorder, upper curve) and 3.7 (smooth disorder, lower curve). Both these values are much smaller than the ratio of more than 15 observed

in the -10 dB data. We note that even at these much lower powers the electron temperature can still be higher than the thermometer reading and that accounting for this error would only increase the discrepancy. We would also like to comment that the MIRO T -dependence appears to be well described by an exponential function, as illustrated in Fig. 4(b) by a dotted line $\sim \exp(-T/T_0)$, with $T_0 = 0.35$ K.

We now return to $\tau_q(T)$ shown in Fig. 3(a). At finite T , the theory [21, 30] dictates that the density of states acquires an interaction-induced correction and that τ_q , entering λ^2 , is given by

$$1/\tau_q = 1/\tau_q^0 + \lambda'/\tau_{ee}, \quad (5)$$

where $\tau_q^0 = \tau_q(T = 0)$, $\lambda' \sim 1$ [30], and τ_{ee} is given by Eq. (4). With $\tau_q^0 = 46$ ps, $\lambda' = 1$, we calculate $\tau_q(T)$ and present the result in Fig. 3(a) as a dashed curve. In contrast to the measured $\tau_q(T) \approx \text{const}$ (squares), calculated $\tau_q(T)$ decreases by $\sim 40\%$ in the experimental T -range. It would indeed be interesting to extend experiments to higher T to see whether or not τ_q eventually decreases. Unfortunately, such studies are not feasible for two reasons. First, even at the highest power [see Fig. 4(a)], MIRO decay very rapidly with T [46], which progressively limits the accuracy of the Dingle analysis. Second, in ultra-high mobility samples, such as ours, phonon-induced resistance oscillations [47–49] set in at $T < 2$ K [49]. These oscillations grow with T , interfering with and further obscuring the MIRO signal. As a result, we are not able to draw any conclusions about the fate of τ_q at higher T . However, the disagreement with the theory is already evident from the data acquired at accessible temperatures.

It is interesting to examine possible reasons causing apparent disagreement between the present study and that of Ref. 36. Since the mobility of our sample is considerably higher than in Ref. 36, and since the mobility is believed to be limited by sharp disorder [50–52], the displacement contribution should be much smaller in our experiment. This conclusion is consistent with our observations that (a) MIRO cease to exist at much lower T than they do in Ref. 36 and (b) \mathcal{A}_0 shows much stronger T dependence compared to Ref. 36. The disagreement in $\tau_q(T)$ likely originates from the fact that Ref. 36 has focused on higher T and, as a result, has not examined the T range below 2 K in detail [53]. However, later experiments on nonlinear transport in the same sample [54, 55] and another study [56] found saturation of τ_q at low T , in agreement with our findings.

Another question is why the observed T -dependence of \mathcal{A}_0 (τ_q) is much stronger (weaker) than theoretically predicted. Phenomenologically, our findings might indicate that, for some reason, electron-electron scattering is much less effective than expected. If so, one would naturally expect a stronger $\mathcal{A}_0(T)$ in our ultra-high mobility sample, where the displacement contribution is

suppressed, and a weaker $\tau_q(T)$. We note that such a scenario has been recently proposed to explain faster than T^{-2} -dependence of the inelastic relaxation at low T [57, 58].

In summary, we have studied the temperature dependence of MIRO in an ultrahigh quality GaAs quantum well. We have found that, in contrast to theoretical predictions, the quantum lifetime remains essentially unchanged. Nevertheless, the temperature dependence of the MIRO amplitude is significant and originates primarily from a much faster than expected T -dependence of the inelastic contribution. At the same time, the displacement contribution appears to be unusually weak in our sample. Taken together, these findings appear to challenge our current understanding of microwave photoresistance and call for further investigations.

We thank I. Dmitriev and D. Polyakov for discussions. The work at Minnesota was funded by the NSF Grant No. DMR-1309578. Q.S. acknowledges Allen M. Goldman fellowship. The work at Princeton was partially funded by the Gordon and Betty Moore Foundation and by the NSF MRSEC Program through the Princeton Center for Complex Materials (DMR-0819860). Preliminary measurements were performed at the National High Magnetic Field Laboratory, which is supported by NSF Cooperative Agreement No. DMR-0654118, by the State of Florida, and by the DOE.

* Corresponding author: zudov@physics.umn.edu

- [1] M. A. Zudov, R. R. Du, J. A. Simmons, and J. L. Reno, *Shubnikov-de Haas-like oscillations in millimeterwave photoconductivity in a high-mobility two-dimensional electron gas*, Phys. Rev. B **64**, 201311(R) (2001).
- [2] P. D. Ye, L. W. Engel, D. C. Tsui, J. A. Simmons, J. R. Wendt, G. A. Vawter, and J. L. Reno, *Giant microwave photoresistance of two-dimensional electron gas*, Appl. Phys. Lett. **79**, 2193 (2001).
- [3] M. A. Zudov, O. A. Mironov, Q. A. Ebner, P. D. Martin, Q. Shi, and D. R. Leadley, *Observation of microwave-induced resistance oscillations in a high-mobility two-dimensional hole gas in a strained Ge/SiGe quantum well*, Phys. Rev. B **89**, 125401 (2014).
- [4] Q. Shi, Q. A. Ebner, and M. A. Zudov, *Hall field-induced resistance oscillations in a p-type Ge/SiGe quantum well*, Phys. Rev. B **90**, 161301(R) (2014).
- [5] R. G. Mani, J. H. Smet, K. von Klitzing, V. Narayana-murti, W. B. Johnson, and V. Umansky, *Zero-resistance states induced by electromagnetic-wave excitation in GaAs/AlGaAs heterostructures*, Nature **420**, 646 (2002).
- [6] M. A. Zudov, R. R. Du, L. N. Pfeiffer, and K. W. West, *Evidence for a new dissipationless effect in 2D electronic transport*, Phys. Rev. Lett. **90**, 046807 (2003).
- [7] C. L. Yang, M. A. Zudov, T. A. Knuutila, R. R. Du, L. N. Pfeiffer, and K. W. West, *Observation of microwave-induced zero-conductance state in corbino rings of a two-dimensional electron system*, Phys. Rev. Lett. **91**, 096803 (2003).

- [8] R. L. Willett, L. N. Pfeiffer, and K. W. West, *Evidence for current-flow anomalies in the irradiated 2D electron system at small magnetic fields*, Phys. Rev. Lett. **93**, 026804 (2004).
- [9] J. H. Smet, B. Gorshunov, C. Jiang, L. Pfeiffer, K. West, V. Umansky, M. Dressel, R. Meisels, F. Kuchar, and K. von Klitzing, *Circular-polarization-dependent study of the microwave photoconductivity in a two-dimensional electron system*, Phys. Rev. Lett. **95**, 116804 (2005).
- [10] M. A. Zudov, R. R. Du, L. N. Pfeiffer, and K. W. West, *Multiphoton processes in microwave photoresistance of two-dimensional electron systems*, Phys. Rev. B **73**, 041303(R) (2006).
- [11] M. A. Zudov, R. R. Du, L. N. Pfeiffer, and K. W. West, *Bichromatic microwave photoresistance of a two-dimensional electron system*, Phys. Rev. Lett. **96**, 236804 (2006).
- [12] A. A. Bykov, A. K. Bakarov, D. R. Islamov, and A. I. Toropov, *Giant magnetoresistance oscillations induced by microwave radiation and a zero-resistance state in a 2D electron system with a moderate mobility*, JETP Lett. **84**, 391 (2006).
- [13] D. Konstantinov and K. Kono, *Photon-induced vanishing of magnetoconductance in 2D electrons on liquid helium*, Phys. Rev. Lett. **105**, 226801 (2010).
- [14] A. T. Hatke, M. A. Zudov, J. D. Watson, and M. J. Manfra, *Magnetoplasmon resonance in a two-dimensional electron system driven into a zero-resistance state*, Phys. Rev. B **85**, 121306(R) (2012).
- [15] A. V. Andreev, I. L. Aleiner, and A. J. Millis, *Dynamical symmetry breaking as the origin of the zero-dc-resistance state in an ac-driven system*, Phys. Rev. Lett. **91**, 056803 (2003).
- [16] A. Auerbach, I. Finkler, B. I. Halperin, and A. Yacoby, *Steady states of a microwave-irradiated quantum-Hall gas*, Phys. Rev. Lett. **94**, 196801 (2005).
- [17] I. G. Finkler and B. I. Halperin, *Microwave-induced zero-resistance states are not necessarily static*, Phys. Rev. B **79**, 085315 (2009).
- [18] I. A. Dmitriev, M. Khodas, A. D. Mirlin, and D. G. Polyakov, *Emergence of domains and nonlinear transport in the zero-resistance state*, Phys. Rev. Lett. **111**, 206801 (2013).
- [19] S. I. Dorozhkin, L. Pfeiffer, K. West, K. von Klitzing, and J. H. Smet, *Random telegraph photosignals in a microwave-exposed two-dimensional electron system*, Nat. Phys. **7**, 336 (2011).
- [20] S. I. Dorozhkin, V. Umansky, L. N. Pfeiffer, K. W. West, K. Baldwin, K. von Klitzing, and J. H. Smet, *Random flips of electric field in microwave-induced states with spontaneously broken symmetry*, Phys. Rev. Lett. **114**, 176808 (2015).
- [21] I. A. Dmitriev, A. D. Mirlin, D. G. Polyakov, and M. A. Zudov, *Nonequilibrium phenomena in high Landau levels*, Rev. Mod. Phys. **84**, 1709 (2012).
- [22] $p(\epsilon) = (1/2) \sum_{\pm} [(1 \pm \epsilon^{-1})^2 + (\omega\tau_{em})^{-2}]^{-1}$, $\tau_{em}^{-1} = 2\alpha E_F / \hbar \sqrt{\epsilon_{eff}}$, $\alpha \approx 1/137$ is the fine structure constant, E_F is the Fermi energy, $2\sqrt{\epsilon_{eff}} = \sqrt{\epsilon} + 1$, and $\epsilon = 12.8$ is the dielectric constant [59–61].
- [23] $\mathcal{P} = e^2 \mathcal{E}^2 v_F^2 / 2\epsilon_{eff} \hbar^2 \omega^4$, where v_F is the Fermi velocity, and \mathcal{E} is the microwave electric field [59–61].
- [24] Lines are drawn at $a(6/[\tau/\tau_q + 3] + 2\tau_{in}/\tau)$ (lower) and $a(3/2 + 2\tau_{in}/\tau)$ (upper), where $a = 0.15$.
- [25] V. I. Ryzhii, *Photoconductivity characteristics in thin films subjected to crossed electric and magnetic fields*, Sov. Phys. Solid State **11**, 2078 (1970).
- [26] V. I. Ryzhii, R. A. Suris, and B. S. Shchamkhalova, *Photoconductivity of a two-dimensional electron gas in a strong magnetic field*, Sov. Phys. Semicond. **20**, 1299 (1986).
- [27] A. C. Durst, S. Sachdev, N. Read, and S. M. Girvin, *Radiation-induced magnetoresistance oscillations in a 2D electron gas*, Phys. Rev. Lett. **91**, 086803 (2003).
- [28] X. L. Lei and S. Y. Liu, *Radiation-induced magnetoresistance oscillation in a two-dimensional electron gas in Faraday geometry*, Phys. Rev. Lett. **91**, 226805 (2003).
- [29] M. G. Vavilov and I. L. Aleiner, *Magnetotransport in a two-dimensional electron gas at large filling factors*, Phys. Rev. B **69**, 035303 (2004).
- [30] I. A. Dmitriev, M. Khodas, A. D. Mirlin, D. G. Polyakov, and M. G. Vavilov, *Mechanisms of the microwave photoconductivity in two-dimensional electron systems with mixed disorder*, Phys. Rev. B **80**, 165327 (2009).
- [31] S. I. Dorozhkin, *Giant magnetoresistance oscillations caused by cyclotron resonance harmonics*, JETP Lett. **77**, 577 (2003).
- [32] I. A. Dmitriev, A. D. Mirlin, and D. G. Polyakov, *Cyclotron-resonance harmonics in the ac response of a 2D electron gas with smooth disorder*, Phys. Rev. Lett. **91**, 226802 (2003).
- [33] I. A. Dmitriev, M. G. Vavilov, I. L. Aleiner, A. D. Mirlin, and D. G. Polyakov, *Theory of microwave-induced oscillations in the magnetoconductivity of a two-dimensional electron gas*, Phys. Rev. B **71**, 115316 (2005).
- [34] S. A. Studenikin, M. Potemski, A. Sachrajda, M. Hilke, L. N. Pfeiffer, and K. W. West, *Microwave-induced resistance oscillations on a high-mobility two-dimensional electron gas: Exact waveform, absorption/reflection and temperature damping*, Phys. Rev. B **71**, 245313 (2005).
- [35] S. A. Studenikin, A. S. Sachrajda, J. A. Gupta, Z. R. Wasilewski, O. M. Fedorych, M. Byszewski, D. K. Maude, M. Potemski, M. Hilke, K. W. West, et al., *Frequency quenching of microwave-induced resistance oscillations in a high-mobility two-dimensional electron gas*, Phys. Rev. B **76**, 165321 (2007).
- [36] A. T. Hatke, M. A. Zudov, L. N. Pfeiffer, and K. W. West, *Temperature dependence of microwave photoresistance in 2D electron systems*, Phys. Rev. Lett. **102**, 066804 (2009).
- [37] S. Wiedmann, G. M. Gusev, O. E. Raichev, A. K. Bakarov, and J. C. Portal, *Crossover between distinct mechanisms of microwave photoresistance in bilayer systems*, Phys. Rev. B **81**, 085311 (2010).
- [38] Concurrent with the decrease in τ_q , Ref. 35 and Ref. 37 reported $\mathcal{A}_0 \sim T^{-2}$ at $1.5 \text{ K} < T < 4 \text{ K}$ and $2 \text{ K} < T < 3.5 \text{ K}$, respectively.
- [39] This value was obtained from the low-temperature Dingle analysis of MIRO measured at $f = 34 \text{ GHz}$.
- [40] We have chosen the low frequency to avoid interference between MIRO and Shubnikov-de Haas oscillations [62].
- [41] A. Bogan, A. T. Hatke, S. A. Studenikin, A. Sachrajda, M. A. Zudov, L. N. Pfeiffer, and K. W. West, *Microwave-induced resistance oscillations in tilted magnetic fields*, Phys. Rev. B **86**, 235305 (2012).
- [42] T. Ando, *Theory of quantum transport in a two-dimensional electron system under magnetic fields. IV. oscillatory conductivity*, J. Phys. Soc. Jpn. **37**, 1233 (1974).

- [43] A. T. Hatke, M. A. Zudov, L. N. Pfeiffer, and K. W. West, *Microwave photoresistance in a two-dimensional electron gas with separated Landau levels*, Phys. Rev. B **84**, 241304(R) (2011).
- [44] A. T. Hatke, M. A. Zudov, L. N. Pfeiffer, and K. W. West, *Nonlinear response in overlapping and separated Landau levels of GaAs quantum wells*, Phys. Rev. B **86**, 081307(R) (2012).
- [45] Lines are drawn at $a(6/[\tau/\tau_q + 3] + 2\tau_{in}/\tau)$ (lower) and $a(3/2 + 2\tau_{in}/\tau)$ (upper), where $a = 0.01$.
- [46] Already at $T \approx 1.8$ K, $A \sim 0.01 \Omega$ at $\epsilon = 3$ and is even smaller at higher ϵ .
- [47] M. A. Zudov, I. V. Ponomarev, A. L. Efros, R. R. Du, J. A. Simmons, and J. L. Reno, *New class of magnetoresistance oscillations: Interaction of a two-dimensional electron gas with leaky interface phonons*, Phys. Rev. Lett. **86**, 3614 (2001).
- [48] W. Zhang, M. A. Zudov, L. N. Pfeiffer, and K. W. West, *Resonant phonon scattering in quantum Hall systems driven by dc electric fields*, Phys. Rev. Lett. **100**, 036805 (2008).
- [49] A. T. Hatke, M. A. Zudov, L. N. Pfeiffer, and K. W. West, *Phase of phonon-induced resistance oscillations in a high-mobility two-dimensional electron gas*, Phys. Rev. B **84**, 121301(R) (2011).
- [50] V. Umansky, R. de Picciotto, and M. Heiblum, *Extremely high-mobility two-dimensional electron gas: Evaluation of scattering mechanisms*, Appl. Phys. Lett. **71**, 683 (1997).
- [51] V. Umansky, M. Heiblum, Y. Levinson, J. Smet, J. Nübler, and M. Dolev, J. Cryst. Growth **311**, 1658 (2009).
- [52] M. J. Manfra, *Molecular beam epitaxy of ultra-high-quality AlGaAs/GaAs heterostructures: Enabling physics in low-dimensional electronic systems*, Annu. Rev. Condens. Matter Phys. **5**, 347 (2014).
- [53] Although \mathcal{A}_0 is expected to increase considerably at $T < 2$ K [see Fig. 4(b) of Ref.36], all the fits in Fig. 2(a) of Ref.36 were forced to converge to a single point. However, the data at 1 K and 2 K can also be well described by roughly equal τ_q and different \mathcal{A}_0 , consistent with predictions of Fig. 4(b).
- [54] A. T. Hatke, M. A. Zudov, L. N. Pfeiffer, and K. W. West, *Role of electron-electron interactions in nonlinear transport in 2D electron systems*, Phys. Rev. B **79**, 161308(R) (2009).
- [55] Saturation observed in Ref. 54 was attributed to unintentional electron heating by direct current.
- [56] S. Dietrich, S. Vitkalov, D. V. Dmitriev, and A. A. Bykov, *Quantum lifetime of two-dimensional electrons in a magnetic field*, Phys. Rev. B **85**, 115312 (2012).
- [57] S. Dietrich, W. Mayer, S. Vitkalov, and A. A. Bykov, *Dynamics of quantal heating in electron systems with discrete spectra*, Phys. Rev. B **91**, 205439 (2015).
- [58] In Ref.57 it was proposed that at low T the role of electron-electron interactions is assumed by electron-phonon scattering, leading to a T^{-3} -dependence of the inelastic relaxation.
- [59] M. Khodas and M. G. Vavilov, *Effect of microwave radiation on the nonlinear resistivity of a two-dimensional electron gas at large filling factors*, Phys. Rev. B **78**, 245319 (2008).
- [60] M. Khodas, H. S. Chiang, A. T. Hatke, M. A. Zudov, M. G. Vavilov, L. N. Pfeiffer, and K. W. West, *Nonlinear magnetoresistance oscillations in intensely irradiated two-dimensional electron systems induced by multiphoton processes*, Phys. Rev. Lett. **104**, 206801 (2010).
- [61] Q. Zhang, T. Arikawa, E. Kato, J. L. Reno, W. Pan, J. D. Watson, M. J. Manfra, M. A. Zudov, M. Tokman, M. Erukhimova, et al., *Superradiant decay of cyclotron resonance of two-dimensional electron gases*, Phys. Rev. Lett. **113**, 047601 (2014).
- [62] Q. Shi, P. D. Martin, A. T. Hatke, M. A. Zudov, J. D. Watson, G. C. Gardner, M. J. Manfra, L. N. Pfeiffer, and K. W. West, *Shubnikov-de Haas oscillations in a two-dimensional electron gas under subterahertz radiation*, Phys. Rev. B **92**, 081405(R) (2015).