

Quantum Quenches in Free Field Theory: Universal Scaling at Any Rate

Sumit R. Das,¹ Damián A. Galante^{2,3} and Robert C. Myers³

¹ *Department of Physics and Astronomy, University of Kentucky,
Lexington, KY 40506, USA*

² *Department of Applied Mathematics, University of Western Ontario,
London, ON N6A 5B7, Canada*

³ *Perimeter Institute for Theoretical Physics, Waterloo, ON N2L 2Y5, Canada*

E-mail: das@pa.uky.edu, dgalante@perimeterinstitute.ca,
rmyers@perimeterinstitute.ca

ABSTRACT: Quantum quenches display universal scaling in several regimes. For quenches which start from a gapped phase and cross a critical point, with a rate *slow* compared to the initial gap, many systems obey Kibble-Zurek scaling. More recently, a different scaling behaviour has been shown to occur when the quench rate is *fast* compared to all other physical scales, but still slow compared to the UV cutoff. We investigate the passage from fast to slow quenches in scalar and fermionic free field theories with time dependent masses for which the dynamics can be solved exactly for all quench rates. We find that renormalized one point functions smoothly cross over between the regimes.

Contents

1	Introduction	1
2	Review of past results	4
2.1	Fast but smooth quenches	4
2.2	Kibble-Zurek scaling	5
3	Explicit solutions	7
3.1	Trans-Critical Protocol for fermionic quenches	8
3.2	Cis-Critical Protocol for scalar quenches	10
3.3	End-Critical Protocol for scalar quenches	11
4	Results for TCPs and CCPs	12
4.1	Breakdown of adiabaticity	12
4.2	KZ scaling of expectation values at $t = 0$	15
4.2.1	Numerical results	15
4.2.2	Analytical results	18
4.3	Universality at any rate!	22
4.4	Scaling functions	24
5	Results for ECPs	30
6	Concluding Remarks	32
A	Subleading contributions to KZ scaling	38

1 Introduction

Universal scaling behaviour is known to occur in quantum quench processes which involve critical points. The best known example is Kibble-Zurek (KZ) scaling [1, 2], which has received considerable attention in the past several years [3, 4], including various holographic studies [5, 6]. Consider, for example, a system with a time dependent coupling $g(t)$ which is initially in a gapped phase and whose subsequent time evolution takes it across a critical point g_c where the gap vanishes. Further, if the rate at which the coupling varies is *slow* compared to the initial gap, then the early time evolution is

essentially adiabatic. So if the system starts off in the ground state of the initial Hamiltonian, then it continues to remain largely in the instantaneous ground state. However as $g(t)$ approaches g_c , the instantaneous gap is approaching zero and so adiabaticity must break down and the system is excited. Consider the simple power-law protocol

$$g(t) - g_c \sim g_0 (t/\delta t)^r . \quad (1.1)$$

The original arguments of Kibble and Zurek [1, 2] (which were made for thermal transitions) are readily adapted to argue that immediately after the quench, *i.e.*, after entering the non-adiabatic regime, the expectation value of an operator \mathcal{O}_Δ of dimension Δ will exhibit universal scaling of the form (*e.g.*, see ref [3])

$$\langle \mathcal{O}_\Delta \rangle \sim (g_0/\delta t^r)^{\frac{\nu\Delta}{r\nu+1}} , \quad (1.2)$$

where ν is the correlation length exponent.¹ In fact, in the vicinity of the critical point, the time dependence of $\langle \mathcal{O}_\Delta \rangle$ is conjectured to be determined by a simple *scaling function* [7, 8] — see eq. (2.11).

An important aspect of the original Kibble-Zurek argument [1, 2] is a universal prediction for the scaling of density of defects for dynamics across an order-disorder transition. In this work, we will not address this issue. Rather we will be concerned with the evolution of the one point function of the quenched operator and the time in which this scaling will appear.² Thus this paper deals with “Kibble-Zurek scaling” rather than the “Kibble-Zurek mechanism”.

Recently a new scaling behaviour has also been found for *fast* quenches. This scaling was first discovered in holographic studies [9, 10], but later shown to be a completely general result in any quantum field theory whose UV limit is a conformal field theory [11–13]. Consider a quantum field theory described by the action

$$S = S_{CFT} + \int dt \lambda(t) \int d^{d-1}x \mathcal{O}_\Delta(\vec{x}, t) , \quad (1.3)$$

where \mathcal{O}_Δ is a relevant operator in the UV fixed point theory with conformal dimension Δ . The coupling $\lambda(t)$ starts from some constant value λ_1 , varies as a function of time over some time scale δt over a range of the order of $\delta\lambda$, and settles down to some

¹That is, the exponent determining the instantaneous gap — see eq. (2.8). Throughout the paper, we will assume that the critical theory is relativistic, *i.e.*, the dynamical critical exponent is $z = 1$.

²However, our results for mass quenches of free fermion theory, when applied to 1+1 dimensional Majorana fermions, can be adapted to a calculation of the kink density of the 1 + 1 dimensional Ising model. This will be discussed in a future communication [14].

other constant λ_2 . When δt is small compared to *all* other *physical* length scales in the problem, but *slow* compared to the scale of the UV cutoff, *i.e.*,

$$\Lambda_{\text{UV}}^{-1} \ll \delta t \ll (\lambda_1)^{1/(\Delta-d)}, (\lambda_2)^{1/(\Delta-d)}, (\delta\lambda)^{1/(\Delta-d)}, \quad (1.4)$$

response of various *renormalized* quantities exhibits scaling. For example, during the quench process, the renormalized expectation value $\langle \mathcal{O}_\Delta \rangle_{ren}$ behaves as

$$\langle \mathcal{O}_\Delta \rangle_{ren} \sim \frac{\delta\lambda}{\delta t^{2\Delta-d}}. \quad (1.5)$$

This result matches the linear response theory result [12] and as a consequence of the diffeomorphism Ward identity, there is a similar scaling law for the energy density.³ As discussed below, this early time scaling for smooth fast quenches can be examined in great detail for free field theories [11–13]. In these cases, there are also additional scaling laws for higher spin conserved charges.

The aim of this paper is to investigate the transition from scaling in fast quenches to Kibble-Zurek scaling as one changes the quench rate. In principle, there could be some discontinuity which separates these two regimes. However, we will demonstrate that the scaling behaviour changes smoothly. We will investigate this question in free bosonic and fermionic field theories with time dependent masses, closely following our earlier work [11–13]. In particular, we are able to exhibit Kibble-Zurek scaling in free scalar field analytically. Further we will also show, both analytically and numerically, that in the time interval $-t_{\text{KZ}} \lesssim t \lesssim t_{\text{KZ}}$ the time dependence of the one point function is indeed given by a scaling function, as described in eq. (2.11).

It is also interesting to analyze systems with a finite physical cutoff, like for instance, lattice models. In that case, we expect the universal fast scaling to be modified as the quench rate reaches the cutoff scale. In a future communication we will investigate this effect in certain exactly solvable spin systems [14].

The remainder of the paper is organized as follows: In Section 2, we briefly review of some salient aspects of the scaling described above for fast smooth quenches and slow quenches. In Section 3, we derive exact expressions for the response to mass quench in free scalar and fermionic field theories with protocols which are suitable to study at both slow and fast quenches. In Sections 4 and 5, we discuss the main results of this paper for a variety of different protocols. We conclude with a brief discussion of our results in Section 6. Finally in Appendix A we discuss subleading contributions to KZ scaling.

³Further, since the energy is a conserved quantity, this scaling persists for all times after the quench.

Quench Type	Coupling	Operator	Dimension
Fermions	$m(t)$	$\bar{\psi}\psi$	$\Delta = d - 1$
Scalars	$m^2(t)$	ϕ^2	$\Delta = d - 2$

Table 1. Description of free field theory quenches.

2 Review of past results

In this section, we review salient features of both fast and slow quenches.

2.1 Fast but smooth quenches

In [11–13], we described the evolution of the expectation value of various operators under a fast but smooth quench, as summarized above — see also the discussion in [15]. Note that for $\Delta > d/2$, the expectation value $\langle \mathcal{O}_\Delta \rangle_{ren}$ in eq. (1.5) diverges as $\delta t \rightarrow 0$. This result appears paradoxical at first sight, since at least in low dimensions, there are perfectly reasonable results for truly instantaneous quenches [16–18]. This issue was examined in detail in [13] by considering UV finite quantities, such as correlation functions at finite spatial separations and the excess energy produced. Again, the key difference between these instantaneous quenches and the present quenches is the relation between the quench rate $1/\delta t$ and the UV cutoff Λ_{UV} . In particular, for the fast but smooth quenches, we maintain $\Lambda_{UV} \gg 1/\delta t$, as indicated in eq. (1.4). We refer the interested reader to [13] for a thorough discussion. Below, we review the most important results for the fast but smooth quenches that will be used in subsequent sections.

As described above, the scaling in eq. (1.5) is quite general but here we will focus on quenches for free scalars and free Dirac fermion fields with time dependent mass terms. The parameters characterizing these free field quenches are given in Table 2.1. Hence in the limit of fast but smooth quenches, eq. (1.5) becomes

$$\langle \bar{\psi}\psi \rangle_{ren} \sim m/\delta t^{d-2}, \quad (2.1)$$

$$\langle \phi^2 \rangle_{ren} \sim m^2/\delta t^{d-4}. \quad (2.2)$$

In [11–13], we demonstrated that the above scaling holds both numerically and analytically.

In particular, for an odd number of spacetime dimensions, we found that the leading order response was given by

$$\langle \bar{\psi}\psi \rangle_{ren} = (-1)^{\frac{d-1}{2}} \frac{\pi}{2^{d-1} \sigma_f} \partial_t^{d-2} m(t/\delta t) + O(\delta t^{1-d}) \quad \text{for } d \geq 3, \quad (2.3)$$

$$\langle \phi^2 \rangle_{ren} = (-1)^{\frac{d-1}{2}} \frac{\pi}{2^{d-2} \sigma_s} \partial_t^{d-4} m^2(t/\delta t) + O(\delta t^{3-d}) \quad \text{for } d \geq 5, \quad (2.4)$$

where σ_f and σ_s are constants that only depend in the spacetime dimension d — see eqs. (3.4) and (3.14). In an even number of spacetime dimensions, there is an enhancement of the scaling due to an extra logarithmic divergence in the counterterms. The leading response in the free field quenches then becomes [12]

$$\langle \bar{\psi}\psi \rangle_{ren} = (-1)^{\frac{d}{2}-1} \frac{\log(\mu\delta t)}{2^{d-2} \sigma_f} \partial_t^{d-2} m(t/\delta t) + O(\delta t^{2-d}) \quad \text{for } d \geq 4, \quad (2.5)$$

$$\langle \phi^2 \rangle_{ren} = (-1)^{\frac{d}{2}} \frac{\log(\mu\delta t)}{2^{d-3} \sigma_s} \partial_t^{d-4} m^2(t/\delta t) + O(\delta t^{4-d}) \quad \text{for } d \geq 6, \quad (2.6)$$

where μ is an additional renormalization scale. As a practical matter, this logarithmic enhancement was not very strong in our numerical calculations and it was important to account for the nonuniversal contribution appearing at the next order [12].

2.2 Kibble-Zurek scaling

We now turn to a quench which is slow compared to physical scales in the problem. This is the regime where one expects Kibble-Zurek scaling [1–4, 7, 8]. Generally, this would mean that we will be in the adiabatic regime and so intuitively, the expectation value is just that corresponding to a fixed-mass expectation value with the mass at that particular instant of time.⁴ However, as noted in the introduction, that is no longer true if the quench involves a critical point. In this case, it is impossible to maintain the adiabatic evolution in the vicinity of the critical point. In particular, adiabatic perturbation theory will break down when the change in the instantaneous gap $E_{gap}(t)$ becomes of the same order as the gap itself, *i.e.*,

$$\frac{1}{E_{gap}(t)^2} \frac{dE_{gap}(t)}{dt} \simeq 1. \quad (2.7)$$

Now consider a quench where the time dependence of the coupling is described by eq. (1.1) near the critical point. The instantaneous gap is given by⁵

$$E_{gap}(t) \simeq |g(t) - g_c|^\nu, \quad (2.8)$$

and it then follows from eq. (2.7) adiabaticity breaks down at the Kibble-Zurek time, t_{KZ} :

$$t_{\text{KZ}} \simeq \left(\frac{g_0}{\delta t^r} \right)^{-\frac{\nu}{r\nu+1}}. \quad (2.9)$$

⁴This intuition is inaccurate when the spacetime dimension is sufficiently large because counterterms include contributions involving time derivatives of the mass profile [11–13] — see eqs. (3.6) and (3.15).

⁵We are dealing with relativistic theories for which the dynamical critical exponent $z = 1$.

Kibble and Zurek assumed that the system switches to a diabatic evolution between $t = -t_{\text{KZ}}$ and $t = t_{\text{KZ}}$, for symmetric protocols that cross the critical point at $t = 0$. If one further assumes that t_{KZ} defines the only relevant physical scale during this period, the scaling for the expectation values can be determined by dimensional analysis, *i.e.*,

$$\langle \mathcal{O}_\Delta \rangle_{ren} \simeq \frac{1}{t_{\text{KZ}}^\Delta}. \quad (2.10)$$

Substituting eq. (2.9) in eq. (2.10) then yields to eq. (1.2). Similar expressions have been predicted by Kibble and Zurek for the density of defects produced when sweeping across an order-disorder transition (see, for instance, [8]). Similar arguments extend the KZ scaling to a more precise description of the time period $|t| \lesssim t_{\text{KZ}}$ with universal scaling functions [7, 8]. For example, the one-point function behaves as

$$\langle \mathcal{O}_\Delta(t) \rangle_{ren} \simeq \frac{1}{t_{\text{KZ}}^\Delta} F(t/t_{\text{KZ}}). \quad (2.11)$$

Higher point correlation functions exhibit a similar scaling form [8].

In the following, we will also consider protocols which approach the critical point with a exponential decay, *i.e.*, $|g(t) - g_c| \sim g_0 \exp(-t/\delta t)$. In this case, while adiabaticity still breaks down at some finite time, the amount of time required to reach the critical point is always infinite. On the other hand, as measured by the energy scale of the gap, distance to the critical point remains finite. Hence it is more appropriate to define the Kibble-Zurek energy, E_{KZ} , as the value of the instantaneous gap when eq. (2.7) is satisfied. Following the analogous arguments as above, one then finds

$$\langle \mathcal{O}_\Delta \rangle_{ren} \simeq E_{\text{KZ}}^\Delta. \quad (2.12)$$

Note that for a power-law profile as in eq. (1.1), the KZ time and KZ energy are simply related by $t_{\text{KZ}} = 1/E_{\text{KZ}}$ and so eqs. (2.10) and (2.12) are identical in this case. However, in the exponential protocol, there is no such relation and we will show that eq. (2.12) gives the correct scaling in this case in section 5.

In sections 3 and 4, we will consider quenches in free field theories where the gap is linear in time near the critical point, *i.e.*, $E_{\text{gap}}(t) \simeq \frac{m}{\delta t} t$. This then defines the Kibble-Zurek time as

$$t_{\text{KZ}} = \sqrt{\delta t/m}. \quad (2.13)$$

For the free field quenches, eq. (2.10) then yields

$$\langle \bar{\psi}\psi \rangle_{ren} \simeq \frac{1}{t_{\text{KZ}}^{d-1}} = \left(\frac{m}{\delta t} \right)^{\frac{d-1}{2}}, \quad (2.14)$$

$$\langle \phi^2 \rangle_{ren} \simeq \frac{1}{t_{\text{KZ}}^{d-2}} = \left(\frac{m}{\delta t} \right)^{\frac{d-2}{2}}. \quad (2.15)$$

In section 5, we will consider an exponential approach to the critical point in scalar field quenches, *i.e.*, $E_{gap}(t) \simeq m \exp(-t/\delta t)$. In this case, $E_{KZ} = 1/\delta t$ and hence eq. (2.12) yields

$$\langle \phi^2 \rangle_{ren} \simeq \frac{1}{\delta t^{d-2}}. \quad (2.16)$$

Note that the scaling behaviour here does not depend on m , the initial amplitude of the gap.

3 Explicit solutions

Following [8], we will analyze three different protocols for which slow quenches should exhibit Kibble-Zurek scaling when approaching the critical point. As illustrated in figure 1, we will consider: Trans-Critical Protocols (TCPs), which cross through a critical point at $t = 0$; Cis-Critical Protocols (CCPs), which only touch the critical point at $t = 0$; and End-Critical Protocols (ECPs), which approach the critical point as $t \rightarrow \infty$. In each case, we are considering a free scalar or fermion field and varying the mass. The key feature that makes our analysis manageable for free fields is that we are able to choose mass profiles for which we are able to solve the resulting field equation exactly and determine all of the modes analytically.

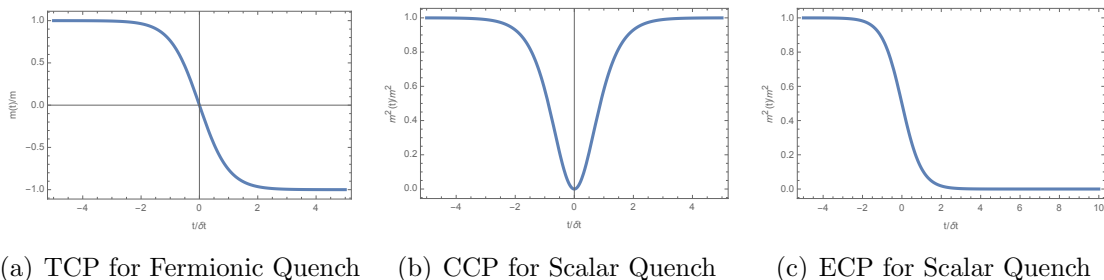


Figure 1. Quench profiles to study KZ behaviour.

For the TCP, we consider a quench of the Dirac fermion where the mass varies with a profile proportional to $\tanh(t/\delta t)$. In our previous work [11–13], we were able to determine the modes for \tanh profiles where the mass interpolates from $(A - B)m$ at $t \rightarrow -\infty$, to $(A + B)m$ at $t \rightarrow \infty$, with A and B being arbitrary constants. Our past investigations focused on quenches to the critical point with $A = -B$, and *reverse* quenches where $A = B$. In the present situation, we want the mass to go through zero at $t = 0$, so we will simply choose $A = 0$ and $B = -1$, *i.e.*, $m(t) = -m \tanh(t/\delta t)$. Note that this means that the mass will be negative for $t > 0$, however, this is not a problem in the fermionic field.

For the scalar quenches, the coupling is the mass squared and having a negative mass squared would result in unstable modes, *i.e.*, imaginary frequencies. To avoid this problem, for the scalar case, we will consider a CCP and will be analyzing pulsed quenches, where basically the mass squared will start at some positive value at $t = -\infty$, then go down to zero at $t = 0$ and then return to that same positive value at $t = +\infty$. This analysis requires a slight extension of the study of pulsed mass profiles proportional to $1/\cosh^2(t/\delta t)$ in [12, 13].

Finally, to consider the ECP, we will use the scalar field quench with a tanh profile which starts at some m when $t = -\infty$ and approaches zero mass as $t \rightarrow \infty$, *i.e.*, $m^2(t) = \frac{m^2}{2} (1 - \tanh(t/\delta t))$. Of course, this profile was already extensively studied in [11–13], however, there we focused on the scaling behaviour near $t = 0$ in the regime $m\delta t \ll 1$. In the present case, we will consider the late time behaviour where $m^2(t) \simeq m^2 \exp[-2t/\delta t]$. As emphasized above, with this exponential approach to the critical point, our analysis of the ECP differs from that discussed in [8] which considered ECP protocols with a power-law decay.

Again, sketches of the three different profiles are shown in figure 1. Note that the first two protocols need some changes from the original solutions given in [11–13], and hence in the next subsections we will describe the required analysis of both quenches to critical points in some detail. For completeness, we will also show the mode solutions and calculation of the corresponding expectation value for the ECP, however, these can already be found in [11–13].

3.1 Trans-Critical Protocol for fermionic quenches

We start by describing the exact mode solutions for a free fermionic quench with a TCP protocol. More general solutions for a mass profile of the form $m(t) = A + B \tanh(t/\delta t)$, with arbitrary A and B was already discussed in [12]. So here, we just need to specify convenient values for these parameters to produce the protocol of interest. In particular, we choose $A = 0$ and $B = -1$ to produce the mass profile

$$m(t) = -m \tanh(t/\delta t), \quad (3.1)$$

which crosses the critical point at $t = 0$ with $m(t) \simeq -m t/\delta t$. Hence following the discussion in section 2.2, we will expect KZ scaling behaviour to appear in the region $|t| \lesssim t_{\text{KZ}} = \sqrt{\delta t/m}$ when $m\delta t \gg 1$.

Again, the evaluation of the mode solutions and the expectation value $\langle \bar{\psi}\psi \rangle$ can

be found in [12]. For the specified values of A and B , the expectation value is given by

$$\begin{aligned} \langle \bar{\psi} \psi \rangle &= \sigma_f^{-1} \int \psi_{div}(k) dk = \sigma_f^{-1} \int k^{d-4} dk \left(\frac{\omega + m}{2\omega} \right) \\ &\times \left[(k^2 - m^2(t)) |\phi_{\vec{k}}|^2 - |\partial_t \phi_{\vec{k}}|^2 + 2m(t) \text{Im}(\phi_{\vec{k}} \partial_t \phi_{\vec{k}}^*) \right], \end{aligned} \quad (3.2)$$

where $\omega = \sqrt{k^2 + m^2}$ and the functions $\phi_{\vec{k}}$ are given by

$$\phi_{\vec{k}}(t) = \exp(-i\omega t) {}_2F_1 \left(1 - im\delta t, im\delta t; 1 - i\omega\delta t; \frac{1 + \tanh t/\delta t}{2} \right), \quad (3.3)$$

where ${}_2F_1$ is the usual hypergeometric function. Further, σ_f is a numerical coefficient that depends on the spacetime dimension d ,

$$\sigma_f = \begin{cases} 2^{1-d/2} (2\pi)^{\frac{d-1}{2}} / \Omega_{d-2} & \text{for even } d, \\ 2^{(3-d)/2} (2\pi)^{\frac{d-1}{2}} / \Omega_{d-2} & \text{for odd } d, \end{cases} \quad (3.4)$$

where $\Omega_{d-2} \equiv 2(2\pi)^{(d-1)/2} / \Gamma((d-1)/2)$ is the solid angle in $d-1$ spatial dimensions.

As discussed in [11–13], eq. (3.2) is the bare expectation value, which is UV-divergent. The renormalized expectation value requires that we take into account the contributions for various counterterms and the final result takes the form

$$\langle \bar{\psi} \psi \rangle_{ren} \equiv \sigma_f^{-1} \int dk \left[\psi_{div}(k) - f_{ct}(m(t), k) \right], \quad (3.5)$$

where f_{ct} subtracts all the divergent terms in ψ_{div} as $k \rightarrow \infty$. The counterterm contributions are given by [11–13],

$$\begin{aligned} f_{ct}(m(t), k) &= -m(t) k^{d-3} + \frac{m(t)^3}{2} k^{d-5} - \frac{3m(t)^5}{8} k^{d-7} + \frac{1}{4} \partial_t^2 m(t) k^{d-5} \\ &- \left(\frac{1}{16} \partial_t^4 m(t) + \frac{5m(t)}{8} \left(\partial_t m(t) \partial_t m(t) + m(t) \partial_t^2 m(t) \right) \right) k^{d-7} + \dots, \end{aligned} \quad (3.6)$$

where for a given value of d , one includes the terms where the power of k is greater than or equal to -1 . Hence eq. (3.6) includes all the necessary terms needed to regulate the fermionic expectation value (3.5) up to $d = 7$. As we discussed in [11–13], the first three terms are those needed to regulate the expectation value for a constant mass, while the remainder are novel contributions that involving time derivatives of the mass profile. It is significant that these counterterm contributions are written in a universal form that can be applied for any profile $m(t)$ that is a smooth function of time. In fact, these terms are obtained by considering the adiabatic expansion and performing a large- k expansion of the answer.

Finally if we consider the free fermion in an odd number of spacetime dimensions d with a fixed mass m , the renormalized expectation value of the fermion bilinear becomes

$$\langle \bar{\psi}\psi \rangle_{ren, fixed} = \sigma_f^{-1} \frac{\Gamma(1 - \frac{d}{2}) \Gamma(\frac{d-1}{2})}{2\sqrt{\pi}} m^{d-1} \text{sgn}(m(t)). \quad (3.7)$$

3.2 Cis-Critical Protocol for scalar quenches

For a scalar field with a pulsed mass profile that just touches the critical point, we need to slightly extend the analysis for a CFT-to-CFT quench studied in [12]. In fact, we will be consider here a slightly more general profile

$$m^2(t) = m_0^2 - \frac{m^2}{\cosh^2(t/\delta t)}. \quad (3.8)$$

For this profile the equation of motion reads,

$$\frac{d^2 u_{\vec{k}}}{dt^2} + \left(k^2 + m_0^2 - \frac{m^2}{\cosh^2 t/\delta t} \right) u_{\vec{k}} = 0. \quad (3.9)$$

By making the necessary substitutions in the solutions of the CFT-to-CFT quench in [12], we obtain the following “in” solution to (3.9),

$$u_{\vec{k}} = \frac{1}{\sqrt{4\pi}(k^2 + m_0^2)^{1/4}} \frac{2^i \sqrt{k^2 + m_0^2} y^\alpha}{E'_{1/2} E_{3/2} - E_{1/2} E'_{3/2}} \times \quad (3.10)$$

$$\times \left(E_{3/2} {}_2F_1(a, b; \frac{1}{2}; 1 - y) + E_{1/2} \sinh(t/\delta t) {}_2F_1(a + \frac{1}{2}, b + \frac{1}{2}; \frac{3}{2}; 1 - y) \right),$$

where

$$E_c = \frac{\Gamma(c)\Gamma(b-a)}{\Gamma(b)\Gamma(c-a)}, \quad E'_c = E_c(a \leftrightarrow b),$$

$$a = \alpha + \frac{i \delta t \sqrt{k^2 + m_0^2}}{2}, \quad b = \alpha - \frac{i \delta t \sqrt{k^2 + m_0^2}}{2}, \quad (3.11)$$

$$\alpha = \frac{1 - \sqrt{1 - 4m^2\delta t^2}}{4}, \quad y = \cosh^2(t/\delta t).$$

To recover the mode solutions for the CFT-to-CFT quench studied in [12], we need to replace $m^2 \rightarrow -m^2$ and set $m_0^2 = 0$. Instead we are interested here in the CCP quench which is achieved by setting $m_0 = m$ in the above expressions. With this choice, the mass profile (3.8) becomes simply

$$m^2(t) = m^2 \tanh^2(t/\delta t). \quad (3.12)$$

In the vicinity of the critical point, *i.e.*, near $t = 0$, we have $m^2(t) = m^2(t/\delta t)^2$ and hence (away from $t = 0$) the time dependence of the mass is again linear. Hence we again expect KZ scaling to appear in the region $|t| \lesssim t_{\text{KZ}} = \sqrt{\delta t/m}$ when $m\delta t \gg 1$.

In this case, we are interested in the expectation value of the mass operator ϕ^2 . Again, the bare expectation value is UV divergent but after introducing the necessary counterterms, a renormalized quantity becomes [11–13]:

$$\langle \phi^2 \rangle_{\text{ren}} = \sigma_s^{-1} \int dk (k^{d-2} |u_{\vec{k}}|^2 - f_{ct}(k, m(t))) , \quad (3.13)$$

where

$$\sigma_s \equiv 2(2\pi)^{d-1}/\Omega_{d-2} . \quad (3.14)$$

The counterterm contributions can be obtained using an adiabatic expansion, as in [11, 12]. For completeness, we write the results needed to regulate the theory up to $d = 9$,

$$\begin{aligned} f_{ct}(k, m(t)) = & k^{d-3} - \frac{k^{d-5}}{2} m^2(t) + \frac{k^{d-7}}{8} (3m^4(t) + \partial_t^2 m^2(t)) \\ & - \frac{k^{d-9}}{32} (10m^6(t) + \partial_t^4 m^2(t) + 10m^2(t) \partial_t^2 m^2(t) + 5\partial_t m^2(t) \partial_t m^2(t)) + \dots . \end{aligned} \quad (3.15)$$

As above, we end this subsection by noting that if we consider the free scalar in an odd spacetime dimension d and with a fixed mass m , the renormalized expectation value becomes

$$\langle \phi^2 \rangle_{\text{ren, fixed}} = \sigma_s^{-1} \frac{\Gamma(1 - \frac{d}{2}) \Gamma(\frac{d-1}{2})}{2\sqrt{\pi}} m^{d-2} . \quad (3.16)$$

3.3 End-Critical Protocol for scalar quenches

To study the ECP, we consider quenching the free scalar field quench with the following mass profile,

$$m^2(t) = \frac{m^2}{2} (1 - \tanh(t/\delta t)) . \quad (3.17)$$

Such quenches were extensively studied in [11–13], however, the focus was on the early-time scaling for fast quenches, *i.e.*, for $|t| \lesssim \delta t$ with $m\delta t \ll 1$. Here, we will examine these quenches for KZ scaling as we approach the critical theory, *i.e.*, for $t/\delta t \gg 1$ with $m\delta t \gg 1$. The late time behaviour of the above profile yields $m^2(t) \simeq m^2 \exp[-2t/\delta t]$. Hence following the discussion in section 2.2, KZ scaling behaviour should appear when $m(t) \lesssim E_{\text{KZ}} = 1/\delta t$. Alternatively, we can phrase the latter as $t \gtrsim \delta t \log(m\delta t)$.

For completeness, we exhibit here the exact mode solutions for these quenches, as shown in [11–13]. Exact solutions to the Klein-Gordon equation with this mass profile

is given by the following “in” modes:

$$u_{\vec{k}} = \frac{1}{\sqrt{2\omega_{in}}} \exp(i\vec{k} \cdot \vec{x} - i\omega_+ t - i\omega_- \delta t \log(2 \cosh t/\delta t)) \times \quad (3.18)$$

$${}_2F_1 \left(1 + i\omega_- \delta t, i\omega_- \delta t; 1 - i\omega_{in} \delta t; \frac{1 + \tanh(t/\delta t)}{2} \right), \quad (3.19)$$

where $\omega_{in} = \sqrt{\vec{k}^2 + m^2}$, $\omega_{out} = |\vec{k}|$ and $\omega_{\pm} = (\omega_{out} \pm \omega_{in})/2$. As in the previous case, we compute the renormalized expectation value is given by eq. (3.13) with the counterterm contributions f_{ct} appearing in eq. (3.15).

4 Results for TCPs and CCPs

In the following, we will use the exact mode solutions described in the previous section to provide both analytic and numerical evidence that slow quenches going through a critical point exhibit KZ scaling near the critical point. In particular, we will study TCPs and CCPs in this section and leave the analysis of ECPs to the next section. In each case, we will be able to evaluate the corresponding expectation values at a fixed finite time, and by varying the quench rate, $1/\delta t$, we will show a smooth transition from the fast quench regime to the the Kibble-Zurek regime and then to the adiabatic regime. The latter provides a complete display of the universal properties of quantum quenches at *any* rate within a single theory.

4.1 Breakdown of adiabaticity

We start by showing that in fact there is some loss of the adiabatic behaviour that is manifest in our solutions near the critical point. To do this we fix a *large* value for $m\delta t$ and we follow the evolution of the expectation values as a function of time. What we see is that, in general, the expectation value for the operator follows its adiabatic evolution, *i.e.*, eq. (3.7) for fermions and eq. (3.16) for scalars with the mass given by the value of $m(t)$ at that particular time t . However, when the coupling approaches the critical point, we begin to see a deviation from the adiabatic evolution. In particular, in the interval set by the Kibble-Zurek time, *i.e.*, $|t| \lesssim t_{KZ}$, the expectation value of the operator differs from the adiabatic result and it does not reach zero as the adiabatic answer would when $m = 0$.

This general behaviour is illustrated for the TCP fermionic quenches in figure 2 and for the CCP scalar quenches in figure 3. In both cases, we show results for $\delta t = 10$, $m = 1$ and $d = 5$. For the fermionic case, eq. (3.7) yields the adiabatic solution as

$$\sigma_f \langle \bar{\psi} \psi \rangle_{ren,adiabatic} = \frac{2}{3} m(t)^4 \text{sgn}(m(t)), \quad (4.1)$$

and similarly, for the scalar quench, eq. (3.16) produces

$$\sigma_s \langle \phi^2 \rangle_{ren,adiabatic} = \frac{2}{3} m^3(t). \quad (4.2)$$

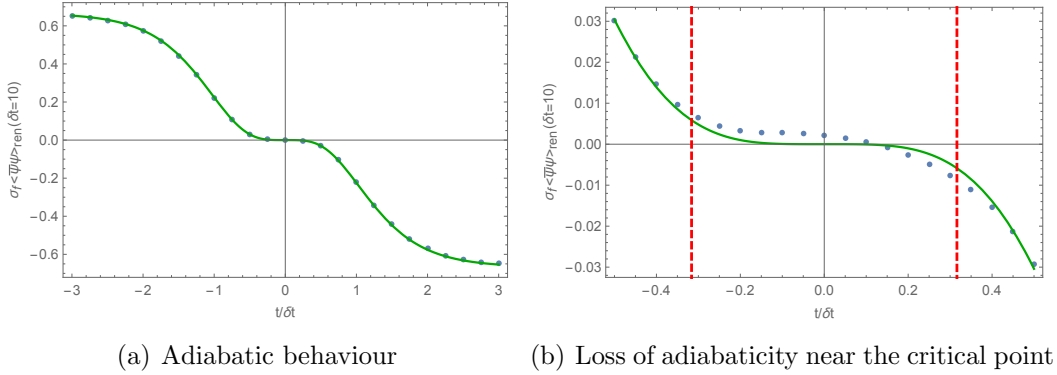


Figure 2. Evidence for KZ physics near a critical point in TCP fermionic quenches. The green solid line represents the adiabatic solution (4.1). The blue dots correspond to the exact expectation value (3.5) of the mass operator for a slow quench with $m\delta t = 10$ and $d = 5$. In panel (a), we see that for early and late times the expectation value follows the adiabatic expectation for slow quenches. In panel (b), we focus on the region near the critical point ($t = 0$), and in fact, we see that the expectation value differs from the adiabatic one. As a guide we plotted in dashed red lines plus and minus the Kibble-Zurek time, $\pm t_{\text{KZ}}/\delta t = \pm 1/\sqrt{m\delta t}$, where we should expect the two curves to start differing from each other, according to the original Kibble-Zurek argument. As we see in panel (b), this is in fact what is happening.

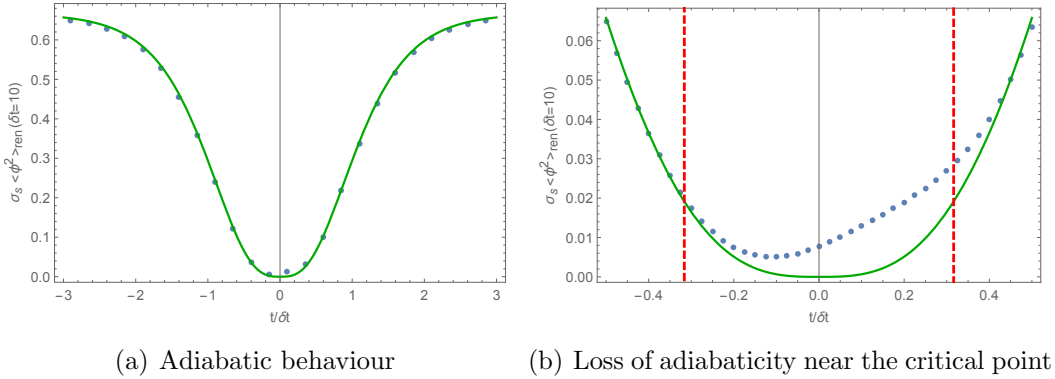


Figure 3. Evidence for KZ physics near a critical point in CCP scalar quenches. The green solid line represents the adiabatic solution (4.2). The blue dots correspond to the exact expectation value (3.13) of the mass operator for a slow quench with $m\delta t = 10$ and $d = 5$. In panel (a), we see that for early and late times the expectation value follows the adiabatic expectation for slow quenches. In panel (b), we focus on the region near the critical point ($t = 0$), and in fact, we see that the expectation value differs from the adiabatic one. As a guide we plotted in dashed red lines plus and minus the Kibble-Zurek time, $\pm t_{\text{KZ}}/\delta t = \pm 1/\sqrt{m\delta t}$, where we should expect the two curves to start differing from each other, according to the original Kibble-Zurek argument. As we see in panel (b), this is in fact what is happening.

As suggested by eq. (2.11), a useful way to observe the KZ scaling is by computing the renormalized expectation value of the quenched operator as a function of t/t_{KZ} . For symmetric protocols, then, we should expect the expectation value in the interval $|t| \lesssim t_{\text{KZ}}$ to be given by the overall KZ scaling factor times some function of t/t_{KZ} . In figure 4, we plotted the expectation value for the mass operator in the TCP fermionic quenches for different quench rates $1/\delta t$ as a function of t/t_{KZ} with $m = 1$ and $d = 5$. Note that we are extracting out the overall Kibble-Zurek scaling found in eq. (2.14), *i.e.*, we plot $\sigma_f \langle \bar{\psi}\psi \rangle_{\text{ren}} (\delta t/m)^2$. As we increase δt , we observe that (between $t/t_{\text{KZ}} = \pm 1$) all the curves converge towards a single scaling function $F(t/t_{\text{KZ}})$, as in eq. (2.11). Moreover, we plotted the adiabatic expectation value (4.1) to show that outside of the KZ interval, the curves tend to approximate to the adiabatic one as $\delta t \rightarrow \infty$. However, in the KZ region, the curves are clearly different from the adiabatic expectation. We computed analogous results for the CCP scalar quenches and in that case, we were also able to obtain an analytic result for $F(t/t_{\text{KZ}})$. So we reserve the discussion of this case for section 4.3. However, the impatient reader can find the analogous plots in figure 9.

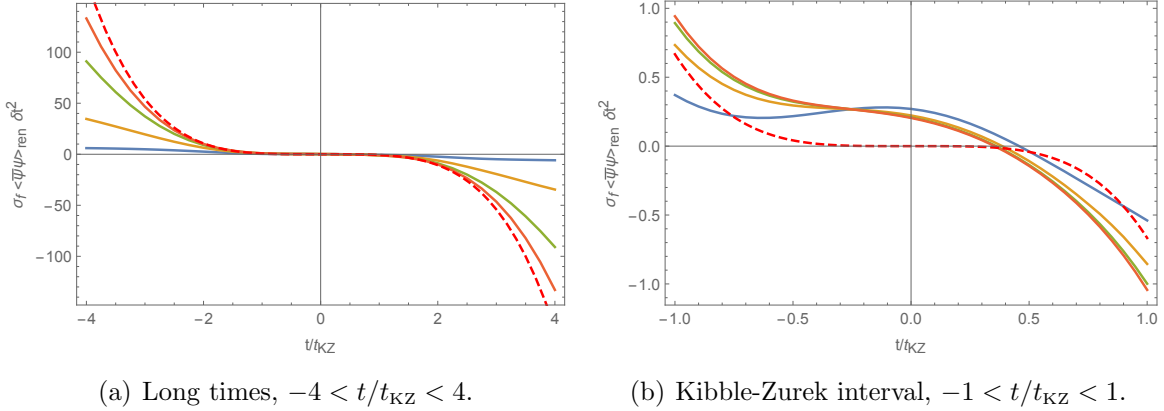


Figure 4. Renormalized expectation value of fermionic mass operator as a function of t/t_{KZ} with $m = 1$ and $d = 5$. The different curves correspond to $\delta t = 10^i$, with $i = 0.5$ (blue), 1 (yellow), 1.5 (green), 2 (orange), in units of m . Note that we are multiplying the expectation value by δt^2 , that is the expected overall KZ scaling (2.14). The dashed red curve plotted the adiabatic expectation value (4.1). In panel (a), we show the response for large time periods, while in panel (b), we zoomed in the interval where we expect KZ scaling to appear (*i.e.*, $-1 < t/t_{\text{KZ}} < 1$).

4.2 KZ scaling of expectation values at $t = 0$

In order to characterize this special behaviour, we first concentrate on the expectation values at $t = 0$. In this special case, the formulas are greatly simplified. For instance, all the counterterm contributions that are proportional to the mass vanish and so we do not need to consider them. As we will see below, at this particular time, we will be able to extract the KZ scaling analytically in the case of the CCP scalar quench.

4.2.1 Numerical results

We start by evaluating the expectation values numerically at $t = 0$ for both the fermionic and the scalar quenches. This is, in principle, a challenging task because as we increase δt , we expect the expectation value to approach zero. So in general we will be integrating numerically large quantities that will cancel to give a very small (and decreasing with larger δt) number.

Another important aspect to note is that in fact the formulas presented in section 3 are valid for any quench rate. In particular, for very small δt , we should recover our past universal results for fast quenches (see section 2.1), while for large δt , we expect to find KZ behaviour. At this point, while focusing on $t = 0$, the only (dimensionless) variable in the problem is $m \delta t$ and so we expect the fast quench scaling to appear for

$m\delta t \ll 1$, and the KZ scaling, for $m\delta t \gg 1$. Our exact expressions for the free field quenches also allow us to see the transition between these two regimes.

Finally, note that at $t = 0$, it is impossible to achieve adiabatic behaviour since the adiabaticity condition requires

$$\frac{1}{m(t)^2} \frac{dm(t)}{dt} \ll 1. \quad (4.3)$$

This becomes, both for fermionic quenches with mass given by eq. (3.1) and the pulsed scalar quench with mass given by eq. (3.12),

$$m\delta t \gg \frac{1}{\sinh^2(t/\delta t)}, \quad (4.4)$$

which can never be satisfied at $t = 0$.

We start by analyzing the fermionic quench. We fixed the time to $t = 0$ and then computed the expectation value for the mass operator for different values of δt for $d = 4$ and $d = 5$. The results are shown in figure (5). In the fast quench regime, we just reproduce the early-time scaling behaviour in eq. (2.1), *i.e.*, $\langle \bar{\psi}\psi \rangle_{ren} \sim m/\delta t^{d-2}$. In fact, our results give perfect agreement with the analytic expressions found in [11, 12] (orange curves) — see eqs. (2.3) and (2.5). In the slow quench region, we find that the best fit curve reproduces the expected KZ scaling (2.14), *i.e.*, $\langle \bar{\psi}\psi \rangle_{ren} \sim (m/\delta t)^{\frac{d-1}{2}}$. In between these two regimes, *i.e.*, for $m\delta t \sim 1$, we find a smooth transition between the two scaling behaviours. Also note that in the $d = 4$ case, we do not find the logarithmic enhancement expected for even dimensions. This is because we are calculating the expectation value at $t = 0$, where the logarithmic factor vanishes — see equations (3.15) and (3.16) in [12]. In the next section, we will study expectation values at finite t where we do expect to see this logarithmic enhancement in even dimensions.

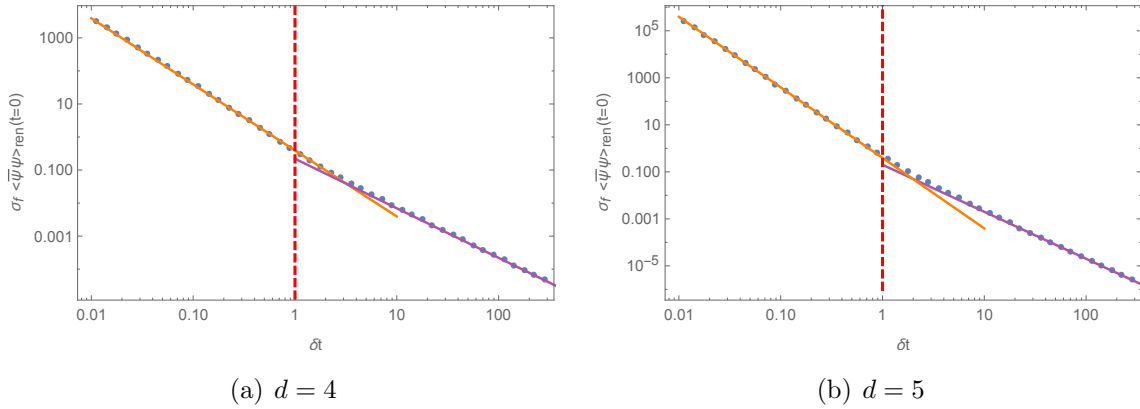


Figure 5. The transition between the fast quench and slow quench regimes for expectation values at $t = 0$ in the TCP fermionic quenches. The fast quench exhibits the usual fast quench universal scaling (2.1). The leading analytical contributions were found in [11, 12] and are plotted in solid orange. In solid purple, we have the best straight-line fits for the slow regime. The slope of these fits agrees with the expected KZ scaling, *i.e.*, $\langle \bar{\psi} \psi \rangle_{ren} \sim \delta t^{-\frac{d-1}{2}}$. The two regimes are separated by the scale $m \delta t = 1$, which is plotted in dashed red as a guide to the eye only.

Now we turn to the case of free scalars with the mass profile given by eq. (3.12). In this case there is an extra feature: for fast quenches, the leading expectation value goes as the $(d - 4)$ 'th derivative of the mass profile — see eqs. (2.3) and (2.5). This means that for odd dimensions, this leading contribution to $\langle \phi^2 \rangle_{ren}$ vanishes at $t = 0$. As a result, the fast scaling is very difficult to see, so we will focus our attention (for now) on even dimensions. The results can be seen in figure 6. For $d = 4$, we see that for the fast quenches, there is a pure logarithmic scaling and when we transition to the slow quench, we find that it scales as $\delta t^{-\frac{d-2}{2}} = \delta t^{-1}$, that is the expected KZ scaling (2.15). Note that in the intermediate region the expectation value changes sign and to continue plotting in the logarithmic scale we plot the absolute value of $\langle \phi^2 \rangle_{ren}$. This generates apparently singular behaviour in the expectation value but that is just an artifact of the logarithmic scale, as can be seen from the insets in figure 6. There the profiles are plotted on a regular scale and we see the expectation value passes smoothly through zero.

Note that in $d = 4$, the KZ scaling is not enhanced by a logarithmic factor, as it is in the fast quench regime. We will discuss this fact in the next section. In fact, this is special for $d = 4$, because as can be appreciated in figure 6b. There we see a logarithmic enhancement in both the fast and the slow quench regimes for $d = 6$, and the same holds for higher even dimensions. Apart from that difference, the behaviour and the two characteristic scalings are the same for $d = 6$.

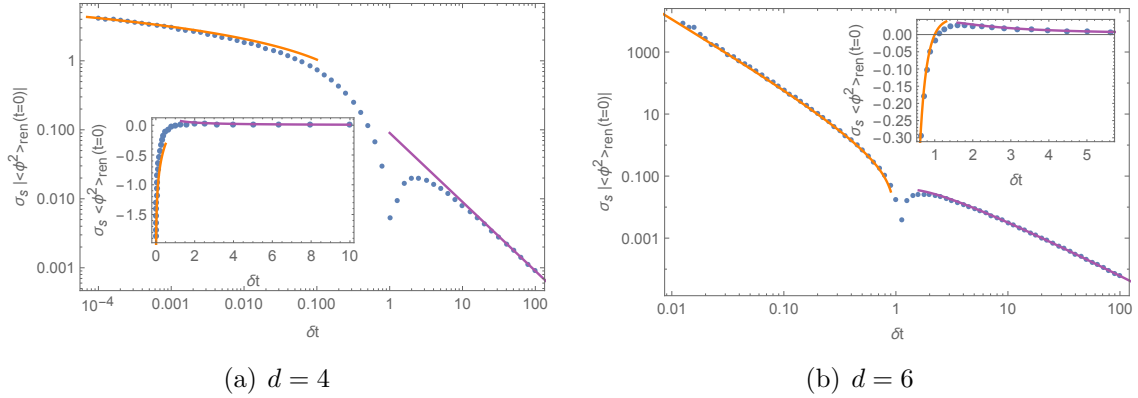


Figure 6. The transition between the fast quench and slow quench regimes for expectation values at $t = 0$ in the CCP scalar quenches. The fast quench exhibits the usual fast quench universal scaling (2.2). The solid orange curve is the leading order contribution for fast quenches. This has an extra logarithmic factor as we are in even dimensions. The solid purple curves show the KZ scaling (2.15), *i.e.*, $\langle \phi^2 \rangle_{ren} \sim \delta t^{-\frac{d-2}{2}}$, which is enhanced by a logarithmic factor in $d = 6$ but not in $d = 4$. In each figure, the inset shows the same expectation value but *not* on a logarithmic scale, near the region where the apparently singular behaviour appears. As shown there, the profiles are smooth and the apparent singular behaviour is just an artifact of the logarithmic scale when the expectation value changes sign.

4.2.2 Analytical results

In order to get some analytical understanding of the quench process near the critical point, we study the pulsed scalar quench at $t = 0$. A generalization of the ideas in this section is given in section 4.3 to evaluate the expectation value at finite times.

The expression for the quenched operator simplifies at $t = 0$. Consider eq. (3.10) which we recall here,

$$u_{\vec{k}} = \frac{1}{\sqrt{4\pi}(k^2 + m_0^2)^{1/4}} \frac{2^i \sqrt{k^2 + m_0^2} y^\alpha}{E'_{1/2} E_{3/2} - E_{1/2} E'_{3/2}} \quad (4.5)$$

$$\times \left(E_{3/2} {}_2F_1\left(a, b; \frac{1}{2}; 1 - y\right) + E_{1/2} \sinh(t/\delta t) {}_2F_1\left(a + \frac{1}{2}, b + \frac{1}{2}; \frac{3}{2}; 1 - y\right) \right).$$

Now, at $t = 0$, the second term of the second line vanishes because of the overall factor of $\sinh(t/\delta t)$. Moreover, we remind the reader that $y = \cosh^2(t/\delta t)$, so the last argument of both hypergeometric functions is $(1 - y)|_{t=0} = 0$. This means that at $t = 0$, the mode solutions are simplified to

$$u_{\vec{k}}(t = 0) = \frac{2^i \sqrt{k^2 + m_0^2}}{\sqrt{4\pi}(k^2 + m_0^2)^{1/4}} \frac{E_{3/2}}{E'_{1/2} E_{3/2} - E_{1/2} E'_{3/2}}. \quad (4.6)$$

Now we need to find the behaviour of this expression for large values of $m\delta t$. Note that an adiabatic expansion would be a power series in $1/(m\delta t)^2$ [12], which is indeed a good expansion far from the critical point. However at $t = 0$ adiabaticity has broken down, so this power series expansion is no longer valid.

The bare expectation value is given by

$$\langle \phi^2 \rangle|_{t=0} = \sigma_s^{-1} \int dk k^{d-2} |u_{\vec{k}}(t=0)|^2. \quad (4.7)$$

An efficient way of extracting the large $m\delta t$ behaviour is to make a change of variables in the above integral in a way which allows an expansion of the integrand for large $m\delta t$. This is along the lines of the analysis of fast quench which was performed in [11–13] where we were looking for an expansion for small $m\delta t$. In that case, it was useful to perform the change of variables $k \rightarrow p = k\delta t$, however, this is no longer useful in our present situation.

For large $m\delta t$, Kibble-Zurek physics indicates that once we are in the vicinity of the critical point, the only scale in the problem is the Kibble-Zurek time, $t_{\text{KZ}} = \sqrt{\delta t/m}$. Then, it is promising to define dimensionless variables in this case as

$$q = k t_{\text{KZ}} = k \sqrt{\frac{\delta t}{m}}, \quad (4.8)$$

$$\kappa = m t_{\text{KZ}} = \sqrt{m\delta t}. \quad (4.9)$$

Indeed this is the correct change of variables in the integral which allows us to extract the large κ behaviour.

The renormalized expectation value becomes

$$\sigma_s \langle \phi^2 \rangle_{\text{ren}}|_{t=0} = \left(\frac{m}{\delta t}\right)^{\frac{d-2}{2}} \int dq \left(\frac{q^{d-2}}{4\pi\sqrt{q^2 + \kappa^2}} \left| \frac{E_{3/2}}{E'_{1/2}E_{3/2} - E_{1/2}E'_{3/2}} \right|^2 - f_{ct}(q, \kappa) \right). \quad (4.10)$$

We will now show that the integrand has an expansion in $\frac{1}{\kappa}$, with the leading term being $O(\kappa^0)$. Therefore the leading large κ behaviour is given by the pre-factor, which is in fact the expected KZ scaling, *i.e.*, $1/t_{\text{KZ}}^{d-2}$, for this expectation value.

At this point, it will be useful to remind the reader what the different E 's are in eq. (4.10). In terms of the dimensionless variables introduced in eqs. (4.8) and (4.9),

we have

$$\begin{aligned}
E_c &= \frac{\Gamma(c)\Gamma(b-a)}{\Gamma(b)\Gamma(c-a)} \quad , \quad E'_c = E_c(a \leftrightarrow b) , \\
a &= \alpha + \frac{i\kappa}{2} \sqrt{\kappa^2 + q^2} \quad , \quad b = \alpha - \frac{i\kappa}{2} \sqrt{\kappa^2 + q^2} , \\
\alpha &= \frac{1}{4} \left(1 - \sqrt{1 - 4\kappa^4} \right) .
\end{aligned} \tag{4.11}$$

The usefulness of choosing the dimensionless momenta as in eq. (4.9) is the following: The crucial point is that in eq. (4.11) the expansion of a is

$$a = \frac{1}{4}(1 + iq^2) + \frac{i}{16\kappa^2} + \dots , \tag{4.12}$$

so that the leading term is $O(\kappa^0)$. This allows us to perform a series expansion of the integrand in inverse powers of $1/\kappa$. Note that the gamma functions which appear have vanishing arguments and therefore individually each E can diverge. However, the combination present in eq. (4.10) is well-behaved. In fact, one gets an expansion

$$\left| \frac{E_{3/2}}{E'_{1/2}E_{3/2} - E_{1/2}E'_{3/2}} \right|^2 = \frac{\kappa}{8\pi^2} e^{-\frac{5\pi}{4}q^2} \left(e^{\pi q^2} + 1 \right)^2 \left| \Gamma\left(\frac{1-iq^2}{4}\right) \Gamma\left(\frac{1+iq^2}{2}\right) \right|^2 + O(1/\kappa) . \tag{4.13}$$

With regards to the counterterm contributions (3.15) at $t = 0$, all the terms that are proportional to the mass vanish and for lower dimensions, we do not have any time derivatives in the counterterms. Hence we need only consider the leading contribution proportional to q^{d-3} from eq. (3.15).

As an aside, we note that the rescaling of the integration variable is simply a tool to obtain the large κ behaviour. In fact, we can change to any other dimensionless variables, *e.g.*,

$$\tilde{q} = k \frac{\delta t^\beta}{m^{1-\beta}} , \tag{4.14}$$

$$\tilde{\kappa} = (m\delta t)^\beta , \tag{4.15}$$

with β being some real number. In the cases analyzed so far, $\beta = 1$ for the fast quench and $\beta = 1/2$ for the slow quench. For general β , one would obtain

$$a = \frac{1}{4} \left(-\sqrt{1 - 4\kappa^{2/\beta}} + \kappa^{1/\beta} \left(2i + \frac{iq^2}{\kappa^2} + O(1/\kappa^4) \right) \right) . \tag{4.16}$$

Consider the term proportional to q^2 . It turns out that if we chose $\beta < 1/2$, then that term would be leading in the κ expansion and a would be just proportional to q^2 . In the

opposite case, with $\beta > 1/2$, then that term would be subleading and a won't depend on q to leading order. It turns out that none of these possibilities allow us to get a well-behaved series expansion of the combination of E 's that we have in eq. (4.10). It is only when $\beta = 1/2$, that the leading term is at the same time independent of κ and dependent on q and that is exactly the right combination needed to produce an expansion in (inverse) powers of κ^2 . Note that the natural scale in the problem is κ and one might have thought that the expansion is in inverse powers of κ . However, the expansion in (4.13) is in powers of $1/\kappa^2$, i.e. in powers of $1/\delta t$.

Returning to the evaluation of $\langle \phi^2 \rangle_{ren}$ at $t = 0$, we observe that the leading term in eq. (4.13) is proportional to κ . Going back to eq. (4.10), the factor $\frac{1}{\sqrt{q^2 + \kappa^2}}$ starts with $1/\kappa$, and hence one finally gets for $d \leq 5$,

$$\sigma_s \langle \phi^2 \rangle_{ren}|_{t=0} = \left(\frac{m}{\delta t} \right)^{\frac{d-2}{2}} \int dq \left[\Phi_1(q) - q^{d-3} + \dots \right], \quad (4.17)$$

where q^{d-3} corresponds to the counterterm contribution from eq. (3.15) and

$$\Phi_1(q) = \frac{q^{d-2}}{8\pi^2} e^{-\frac{5\pi}{4}q^2} \left(e^{\pi q^2} + 1 \right)^2 \left| \Gamma \left(\frac{1 - iq^2}{4} \right) \Gamma \left(\frac{1 + iq^2}{2} \right) \right|^2. \quad (4.18)$$

Now the integral over q yields a numerical constant, so that the scaling behaviour is given by the prefactor, which is exactly the expected Kibble-Zurek scaling given in eq. (2.15).

We have not been able to perform the integral in eq. (4.17) analytically. We can, instead, integrate numerically to any desired precision. For example, in $d = 4$ and $d = 5$, we obtain

$$d = 4 : \quad \sigma_s \langle \phi^2 \rangle_{ren}|_{t=0} = \left(\frac{m}{\delta t} \right) 0.091412 + \dots, \quad (4.19)$$

$$d = 5 : \quad \sigma_s \langle \phi^2 \rangle_{ren}|_{t=0} = \left(\frac{m}{\delta t} \right)^{3/2} 0.256921 + \dots. \quad (4.20)$$

The expression obtained for $d = 4$ fits perfectly with the purple curve in figure 6a. One can do an analogous calculation for $d = 5$ and will find the same agreement, validating this analytic expansion.

In higher dimensions, *i.e.*, $d \geq 6$, the counterterm contributions (3.15) also include terms involving time derivatives of the mass [11, 12]. This means that even at $t = 0$ the lower order counterterms can make a non-vanishing contribution. In fact, for $d = 6$ and 7, eq. (3.15) yields

$$f_{ct}(q, \kappa) = q^{d-3} + \frac{1}{4} q^{d-7}. \quad (4.21)$$

The last term will introduce the extra logarithmic divergence in $d = 6$. In this case, we obtain,

$$d = 6 : \quad \sigma_s \langle \phi^2 \rangle_{ren}|_{t=0} = \left(\frac{m}{\delta t}\right)^2 \left(\frac{1}{8} \log(\mu \delta t) + 0.030079\right) + \dots, \quad (4.22)$$

where we introduced a new renormalization scale μ in the logarithm, as in [11–13] for even d . Of course, this result perfectly matches the purple curve on figure 6b.

Extracting KZ scaling and corrections became much easier since we worked at $t = 0$. In principle, one should be able to carry out the analysis for finite t/t_{KZ} in the critical region. We show how to deal with it analytically at the end of the next subsection.

4.3 Universality at any rate!

Above we focused our attention on $t = 0$ where the TCP fermionic quenches (3.1) and the CCP scalar quenches (3.12) precisely reach the critical point. We found that the expectation values scale exactly as predicted by the Kibble-Zurek arguments. However, KZ scaling should hold not only at the critical point but also in its vicinity, see eq. (2.11), so in this section we study what happens with the quenched operators at *any* finite time. This analysis is also interesting because it will give a complete description of the expectation value of the quenched operator at any finite time for *any quench rate*.

Following our earlier studies [11–13], we work in terms of the dimensionless time $\tau = t/\delta t$. The idea is first, to fix a finite value of $\tau = t/\delta t = \tau_0$, and then study the response at this time as a function of δt . This means that at different values of δt , we are examining the response at different physical times $t = \tau_0 \delta t$. In particular, recall that for the Kibble-Zurek time is given by $t_{\text{KZ}} = \sqrt{\delta t/m}$ and hence we reach this time when $\delta t = \delta t_{\text{KZ}} = t_{\text{KZ}}/\tau_0 = 1/(m\tau_0^2)$.

As a function of δt , three different regimes will appear: First, for $m\delta t \ll 1$ we have the universal fast quench regime studied in [11–13]. At the other extreme, when $\delta t \gg \delta t_{\text{KZ}}$, which means $m\delta t \gg 1/\tau_0^2$, the system is far from the critical point and the time evolution should be adiabatic. Finally for $1 \ll m\delta t \ll 1/\tau_0^2$, we will be in the KZ interval $|t| \lesssim t_{\text{KZ}}$ and so we will observe Kibble-Zurek scaling. In general, the choice of τ_0 is arbitrary but as a practical matter in the following examples, τ_0 must be small enough (in absolute value) so that $1 \ll m\delta t \ll 1/\tau_0^2$ is a large interval to make sure that the KZ scaling is easily discernable. Note that δt_{KZ} is inversely proportional to τ_0^2 , so as $\tau_0 \rightarrow 0$ the division between the KZ and adiabatic regimes diverges. This explains why we only saw the fast quench and KZ scaling regimes in the previous section where implicitly we set $\tau_0 = 0$.

To illustrate the above discussion, we start by analyzing the TCP fermionic quench in $d = 5$ with $m = 1$ and $\tau_0 = -1/5$. The expectation value of the mass operator for a wide range of δt is shown in figure 7. We can clearly recognize the three different scaling behaviours in this figure. First we have the fast quench scaling, whose analytic answer (2.4) is plotted in solid orange. As $m\delta t \rightarrow 1$, there is a transition and KZ scaling begins to appear. The solid purple line shows the expected KZ scaling (2.14). Finally, when δt is large compared to $1/\tau_0^2$, the response becomes adiabatic and is independent of δt . The solid green line shows the value of the expectation value for a fixed mass (3.7) with mass equal to $m(t/\delta t = \tau_0)$. The passage between these three scaling behaviours appears to be completely smooth.

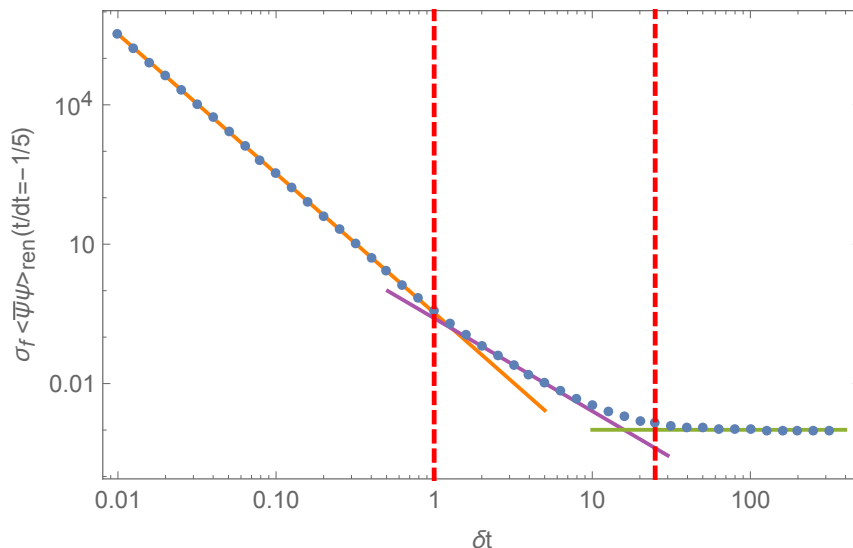


Figure 7. Expectation value at fixed $\tau_0 = -1/5$ as a function of δt for a TCP fermionic quench with $d = 5$ and $m = 1$. The solid orange line is the analytic leading contribution (2.4) for fast quenches; the solid purple line is a linear best fit and agrees with the KZ scaling, $\langle \bar{\psi}\psi \rangle_{ren} \sim \delta t^{-2}$; and the solid green line shows the adiabatic value for a fixed mass. As a guide to the eye, the dashed red lines show $\delta t = 1$ and $\delta t = 1/\tau_0^2$, which correspond to the transition regions.

The next example is a CCP quench for the scalar field. Figure 8 shows the expectation value for $d = 5$, $m = 1$ and $\tau_0 = -1/16$. Note that since we are now away from $t = 0$, we can also see the fast quench scaling in odd dimensions. The results are essentially the same as in the previous example of a fermionic quench. There are three distinct phases for the scaling of the expectation value as a function of δt . For small δt , we see the fast quench scaling with $\langle \phi^2 \rangle_{ren} \sim 1/\delta t$. For very large δt , the expectation value is just the adiabatic one, independent of δt . But between these two regimes, there

is a Kibble-Zurek scaling in the region $1 < m\delta t < 1/(\tau_0^2)$, where $\langle\phi^2\rangle_{ren} \sim 1/\delta t^{3/2}$. As observed in the previous section, the expectation value smoothly changes sign between the fast quench and KZ regimes, which, however, produces a rather dramatic effect on the logarithmic scale.

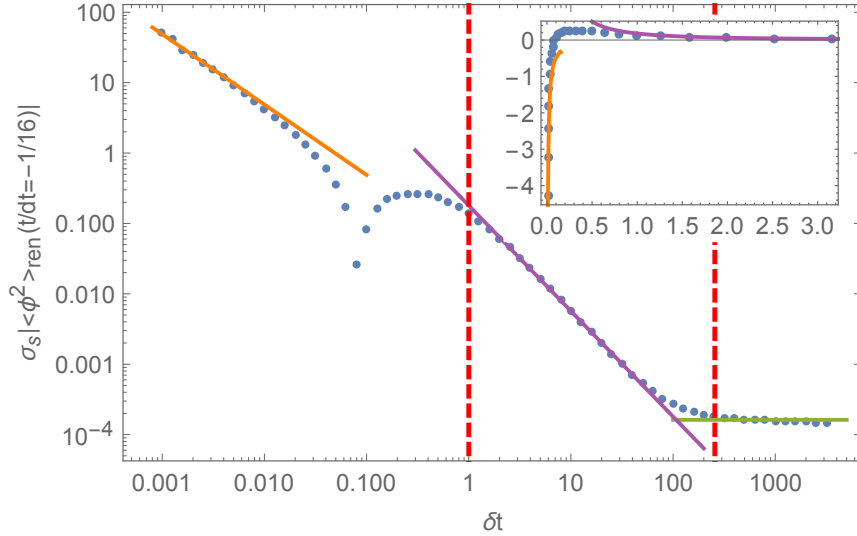


Figure 8. Expectation value at fixed $\tau = -1/16$ as a function of δt for a CCP scalar quench with $d = 5$ and $m = 1$. The solid orange line is the analytic leading contribution (2.3) for fast quenches; the solid purple line is a linear best fit and agrees with the KZ scaling, $\langle\phi^2\rangle_{ren} \sim \delta t^{-3/2}$; and the solid green line shows the adiabatic value for a fixed mass. As a guide to the eye, the dashed red lines show $\delta t = 1$ and $\delta t = 1/\tau_0^2$, which correspond to the transition regions. Note that the expectation value changes sign near $\delta t \sim 0.1$ which produces a dramatic effect on the logarithmic scale. To avoid misinterpretations, we included an inset showing that the expectation value is a smooth function of δt at this point.

4.4 Scaling functions

We can understand the KZ behaviour analytically in the case of the CCP scalar quench with a pulsed mass profile (3.12) by generalizing the arguments in section 4.2.2 to a finite fixed (dimensionless) time $t/\delta t$. In particular, by making an appropriate expansion of the full expectation value, we will find that takes exactly the form claimed in eq. (2.11), *i.e.*, an overall scaling factor times a function of t/t_{KZ} .

Recall that the (bare) expectation value for the pulsed scalar quench is given by

$$\langle\phi^2(t/\delta t)\rangle = \int \frac{d^{d-1}k}{(2\pi)^{d-1}} |u_{\vec{k}}(t/\delta t)|^2, \quad (4.23)$$

where the mode solutions are given by

$$u_{\vec{k}} = \frac{1}{\sqrt{4\pi}(k^2 + m_0^2)^{1/4}} \frac{2^{i\sqrt{k^2+m_0^2}} y^\alpha}{E'_{1/2} E_{3/2} - E_{1/2} E'_{3/2}} \quad (4.24)$$

$$\times \left(E_{3/2} {}_2F_1\left(a, b; \frac{1}{2}; 1-y\right) + E_{1/2} \sinh(t/\delta t) {}_2F_1\left(a + \frac{1}{2}, b + \frac{1}{2}; \frac{3}{2}; 1-y\right) \right).$$

with $y = \cosh^2(t/\delta t)$. The latter was used in section 4.2.2 to simplify the expression as $1 - y|_{t=0} = 0$ and then both hypergeometric functions in eq. (4.24) had a vanishing argument and so they simplified to 1.

Here rather than setting $t = 0$, we want to expand for small $t/\delta t$. Note that according to the arguments presented in section 2.2, we expect the expectation value to take the form in eq. (2.11) for $|t| \lesssim t_{\text{KZ}}$. Then it will be useful to write the fixed (dimensionless) time $t/\delta t$ as

$$\frac{t}{\delta t} = \frac{t/t_{\text{KZ}}}{\kappa}, \quad (4.25)$$

where again $t_{\text{KZ}} = \sqrt{\delta t/m}$ as in eq. (2.13) and $\kappa = \sqrt{m\delta t}$ is the dimensionless mass introduced in eq. (4.9). As in eq. (4.8), we also scale the momentum by t_{KZ} to define $q = k\sqrt{\frac{\delta t}{m}}$. In terms of these dimensionless variables, the expectation value becomes,

$$\sigma_s \langle \phi^2(t/t_{\text{KZ}}) \rangle = \left(\frac{m}{\delta t} \right)^{\frac{d-2}{2}} \int dq \frac{q^{d-2}}{\sqrt{q^2 + \kappa^2}} \left| \frac{E_{3/2}}{E'_{1/2} E_{3/2} - E_{1/2} E'_{3/2}} \right|^2 \quad (4.26)$$

$$\times \left| {}_2F_1\left(a, b; \frac{1}{2}; 1-y\right) + \frac{E_{1/2}}{E_{3/2}} \sinh\left(\frac{t/t_{\text{KZ}}}{\kappa}\right) {}_2F_1\left(a + \frac{1}{2}, b + \frac{1}{2}; \frac{3}{2}; 1-y\right) \right|^2$$

Now from eq. (4.25) for times of order $t/t_{\text{KZ}} \lesssim 1$ where we expect to observe the KZ scaling, we see that examining small $t/\delta t$ is equivalent to studying the limit of large κ . Hence our approach will be to evaluate the integral in eq. (4.26) in this large κ limit and the leading order contribution should result in a scaling function $F(t/t_{\text{KZ}})$.

First we note that the factors appearing in the first line of the integrand in eq. (4.26) are precisely the $t = 0$ integrand analyzed in Section 4.2.2 — see eq. (4.18). Hence we already have the large κ limit of these terms being

$$\frac{q^{d-2}}{\sqrt{q^2 + \kappa^2}} \left| \frac{E_{3/2}}{E'_{1/2} E_{3/2} - E_{1/2} E'_{3/2}} \right|^2 \xrightarrow{\kappa \rightarrow \infty} \quad (4.27)$$

$$\Phi_1(q) \equiv \frac{q^{d-2}}{8\pi^2} e^{-\frac{5\pi}{4}q^2} \left(e^{\pi q^2} + 1 \right)^2 \left| \Gamma\left(\frac{1-iq^2}{4}\right) \Gamma\left(\frac{1+iq^2}{2}\right) \right|^2.$$

Next, we need to expand $\frac{E_{1/2}}{E_{3/2}} \sinh\left(\frac{t/t_{\text{KZ}}}{\kappa}\right)$ for large κ . In this limit, the leading term from \sinh is proportional to $1/\kappa$ but expanding the ratio $E_{1/2}/E_{3/2}$ gives a leading term proportional to κ . Combining these, we have

$$\frac{E_{1/2}}{E_{3/2}} \sinh\left(\frac{t/t_{\text{KZ}}}{\kappa}\right) \xrightarrow{\kappa \rightarrow \infty} \frac{t}{t_{\text{KZ}}} \frac{2 e^{3\pi i/4} \Gamma\left(\frac{3-iq^2}{4}\right)}{\Gamma\left(\frac{1-iq^2}{4}\right)} + O(\kappa^{-2}). \quad (4.28)$$

The last step is to expand the hypergeometric functions in eq. (4.24) to leading order for large κ . Note that by expanding its arguments we get,

$$\lim_{\kappa \rightarrow \infty} {}_2F_1(a, b; c, 1-y) = \lim_{\kappa \rightarrow \infty} {}_2F_1\left(a, -i\kappa^2; c, -\frac{t/t_{\text{KZ}}}{\kappa^2}\right) = \lim_{\kappa \rightarrow \infty} {}_2F_1\left(a, \kappa^2; c, i\frac{t/t_{\text{KZ}}}{\kappa^2}\right),$$

where $a = \frac{1+iq^2}{4} + O(\kappa^{-2})$ and $c = 1/2$ or $3/2$ depending which of the two hypergeometric functions we are considering. To produce the second equality, we used the series representation of the hypergeometric function: ${}_2F_1(a, b; c, z) = \sum \frac{(a)_n (b)_n}{(c)_n} \frac{z^n}{n!}$. With $b = -i\kappa^2$, we have $(b)_n \simeq (-i\kappa^2)^n$ to leading order⁶ and so the $(-i)^n$ can be transferred to the last factor as $(-iz)^n$. Note also that the second hypergeometric in eq. (4.24) has $b + 1/2$ as the second term, however, that extra $1/2$ will be irrelevant in the large κ limit. Now the limit $\kappa \rightarrow \infty$ yields confluent hypergeometric functions with the identity

$$\lim_{w \rightarrow \infty} {}_2F_1(x, w; y; z/w) = {}_1F_1(x; y; z) = \sum_{n=0}^{\infty} \frac{(x)_n}{(y)_n} \frac{z^n}{n!}. \quad (4.29)$$

Hence the hypergeometric functions in eq. (4.24) become

$${}_2F_1(a, b; 1/2; 1-y) \xrightarrow{\kappa \rightarrow \infty} {}_1F_1\left(\frac{1+iq^2}{4}, \frac{1}{2}, \frac{i t^2}{t_{\text{KZ}}^2}\right) + O(\kappa^{-2}), \quad (4.30)$$

$${}_2F_1(a+1/2, b+1/2; 3/2; 1-y) \xrightarrow{\kappa \rightarrow \infty} {}_1F_1\left(\frac{3+iq^2}{4}, \frac{3}{2}, \frac{i t^2}{t_{\text{KZ}}^2}\right) + O(\kappa^{-2}), \quad (4.31)$$

both of which are independent of κ to leading order.

With this we have all the ingredients to compute the bare expectation value. The final component is the counterterm contributions (3.15) needed to regulate the expectation value. For $d \leq 5$, the necessary contributions can be written as

$$f_{ct}(q, \kappa) = q^{d-3} - q^{d-5} \frac{\kappa^2}{2} \tanh^2\left(\frac{t/t_{\text{KZ}}}{\kappa}\right) = q^{d-3} - q^{d-5} \frac{t^2}{2 t_{\text{KZ}}^2} + O(\kappa^{-2}). \quad (4.32)$$

⁶Recall $(X)_n \equiv X(X+1)\cdots(X+n-1)$ and $(X)_0 = 1$.

Then the renormalized expectation value to leading order for large κ is given by

$$\sigma_s \langle \phi^2(t/t_{\text{KZ}}) \rangle_{\text{ren}} = \left(\frac{m}{\delta t} \right)^{\frac{d-2}{2}} F(t/t_{\text{KZ}}) \quad (4.33)$$

with

$$F(t/t_{\text{KZ}}) = \int dq \left[\Phi_1(q) \left| {}_1F_1 \left(\frac{1+iq^2}{4}, \frac{1}{2}, \frac{it^2}{t_{\text{KZ}}^2} \right) + \frac{t}{t_{\text{KZ}}} \frac{2e^{3\pi i/4} \Gamma \left(\frac{3-iq^2}{4} \right)}{\Gamma \left(\frac{1-iq^2}{4} \right)} {}_1F_1 \left(\frac{3+iq^2}{4}, \frac{3}{2}, \frac{it^2}{t_{\text{KZ}}^2} \right) \right|^2 - q^{d-3} + q^{d-5} \frac{t^2}{2t_{\text{KZ}}^2} \right]. \quad (4.34)$$

Of course, this is just what we were looking for! The overall factor in eq. (4.33) gives the correct Kibble-Zurek scaling and the expression in eq. (4.34) is an integral over q that only depends on t/t_{KZ} . Hence performing the integral yields a scaling function $F(t/t_{\text{KZ}})$, as expected in eq. (2.11). In fact, the integral can be done numerically and so, we can compare with the full expectation value for different values of δt . Basically, in figure 9, we present the analogue for CCP scalar quenches of figure 4 for the TCP fermion quenches but with the added green dashed curve that gives the scaling function, *i.e.*, the leading order solution in the κ expansion, computed by numerically integrating eq. (4.34). We observe that as δt increases, the full solutions approach $F(t/t_{\text{KZ}})$ in the range $|t| \lesssim t_{\text{KZ}}$ and clearly move away from the adiabatic result, providing good evidence of the expected Kibble-Zurek scaling.

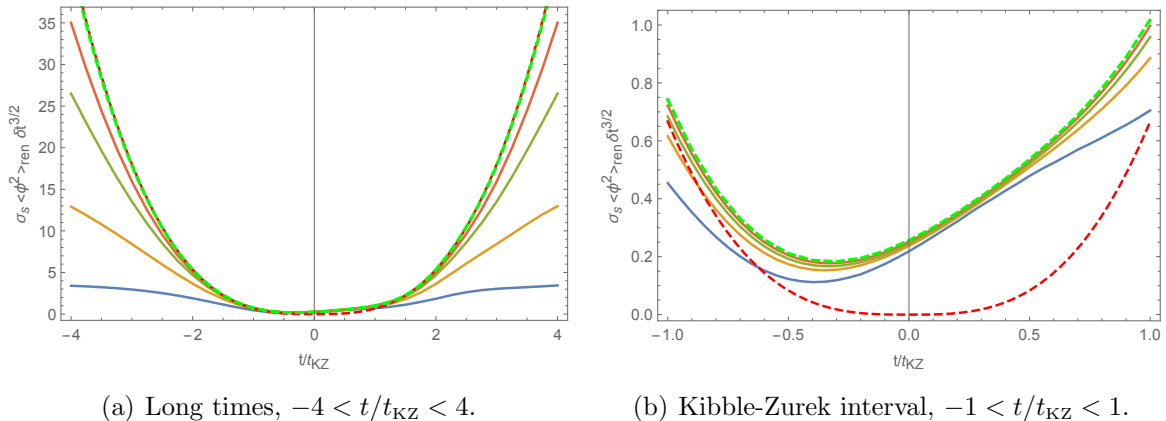


Figure 9. Renormalized expectation value of ϕ^2 as a function of t/t_{KZ} for $d = 5$. The different curves correspond to $m\delta t = 10^i$, with $i = 0.5$ (blue), 1 (yellow), 1.5 (green), 2 (orange). Note that we are multiplying the expectation value by $(\delta t/m)^{\frac{3}{2}}$ to cancel the expected KZ scaling. In dashed red, we show the adiabatic result for the expectation value. In dashed green, we present the scaling solution emerging from the large κ expansion. Panel (a) shows the results over longer time periods, while panel (b) zooms in the interval $-1 < t/t_{\text{KZ}} < 1$.

It is also worth mentioning that this analytical computation agrees with the numerical fit in the previous section. For instance, for the CCP scalar quench illustrated in figure 8, the KZ scaling regime was fit with the purple curve as $y = a\delta t^{-\alpha}$, with $a = 0.1867$ and $\alpha = 1.515$. The expected value of the exponent for the KZ scaling in $d = 5$ is $\alpha = 3/2$ and so the fit gives good agreement with this. But we also find quite a good agreement in the overall coefficient a here. In figure 8, τ_0 is fixed to $-1/16$ and δt is of the order of 10 in the KZ region, so $t/t_{\text{KZ}} \sim -0.2$. The numerical integration of eq. (4.34) for $d = 5$ gives $a \sim 0.194$, which is again close to the numerical fit above.

Figure 9 also reveals another interesting feature about the scaling function $F(t/t_{\text{KZ}})$. One's initial impression might be that this function is *only* appropriate to describe the Kibble-Zurek region, *i.e.*, $|t| \lesssim t_{\text{KZ}}$. However, figure 9a shows that for $|t| > t_{\text{KZ}}$, $F(t/t_{\text{KZ}})$ overlaps with the adiabatic curve, showing that it also describes the behaviour of the expectation value in the adiabatic regime. Even though this might be surprising, it also be related to the fact that to obtain $F(t/t_{\text{KZ}})$ we just performed an expansion for large κ expansion but we did not assume any special limit for t/t_{KZ} .

Moreover, we can extend this discussion by comparing $F(t/t_{\text{KZ}})$ with the full numerical evaluation of figure 8. There, we fixed $t/\delta t = -1/16$. Then, in order to compare both solutions we need to compute $F(t/t_{\text{KZ}}) = F(\frac{t}{\delta t}\sqrt{m\delta t}) = F(-\frac{1}{16}\sqrt{\delta t})$ with $m = 1$. Figure 10 compares the numerical evaluation of the full solution with $F(-\frac{1}{16}\sqrt{\delta t})$ for large δt . The overlap between the two curves at large δt makes manifest that $F(t/t_{\text{KZ}})$

is a good approximation even during the adiabatic evolution.

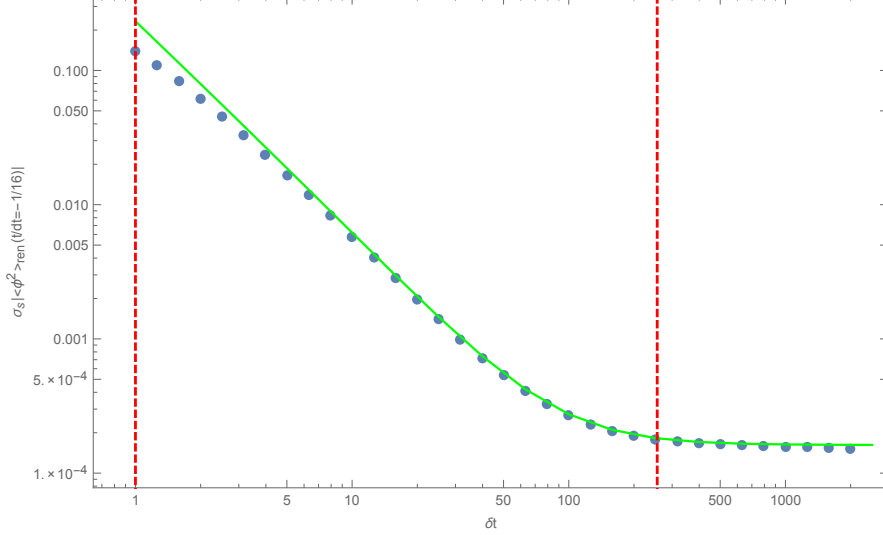


Figure 10. Expectation value $\langle \phi^2 \rangle_{ren}$ for the CCP scalar quenches at fixed $t/\delta t = \tau_0 = -1/16$, as a function of the *large* δt with $d = 5$ and $m = 1$. The same numerical results are shown in figure 8. The solid green line shows the leading order solution in the κ expansion, $\delta t^{-3/2} F(-\sqrt{\delta t}/16)$. As a guide to the eye, the dashed red lines indicate $\delta t = 1$ and $\delta t = 1/\tau_0^2$, which roughly separate the different scaling regimes.

Further let us observe that the KZ scaling function (4.34) was derived by taking a limit where $\kappa = \sqrt{m\delta t}$ becomes large. Since $m\delta t$ is the only dimensionless quantity characterizing the free field quenches, this should also correspond to the adiabatic limit, *i.e.*, the limit of large δt . This perspective suggests that it is natural to expect some kind of agreement between the two solutions. However, this agreement is still somewhat counterintuitive. Using eqs. (3.12) and (3.16), the adiabatic expectation value for $d = 5$ is expected to be

$$\sigma_s \langle \phi^2(t/\delta t) \rangle_{ren} = \frac{2}{3} m^3 \tanh^3(t/\delta t), \quad (4.35)$$

which for large $t/\delta t$ saturates at the constant value, $\sigma_s \langle \phi^2 \rangle_{ren}|_{t \rightarrow \infty} = \frac{2}{3} m^3$. On the other hand, for $d = 5$, the KZ scaling solution (4.33) takes the form

$$\sigma_s \langle \phi^2(t/t_{\text{KZ}}) \rangle_{ren} = \left(\frac{m}{\delta t}\right)^{3/2} F(t/t_{\text{KZ}}) \quad \text{with } t_{\text{KZ}} = \sqrt{\delta t/m}, \quad (4.36)$$

which simply can *not* saturate to a constant proportional to m^3 at large t/t_{KZ} . To resolve this tension, we note the key difference between eqs. (4.35) and (4.36) is the scale with which the time is compared. That is, eq. (4.35) implicitly holds $t/\delta t$ fixed

while eq. (4.36) holds t/t_{KZ} fixed. Holding the second ratio fixed in the adiabatic solution instead yields

$$\begin{aligned}\sigma_s \langle \phi^2(t/t_{\text{KZ}}) \rangle_{\text{ren}} &= \frac{2}{3} m^3 \tanh^3 \left(\frac{1}{\kappa} \frac{t}{t_{\text{KZ}}} \right) \\ &= \frac{2}{3} \left(\frac{m}{\delta t} \right)^{3/2} \left(\frac{t}{t_{\text{KZ}}} \right)^3 \left(1 - \frac{1}{\kappa^2} \frac{t^2}{t_{\text{KZ}}^2} + \dots \right),\end{aligned}\quad (4.37)$$

Hence we see that this particular limit will yield agreement with the KZ scaling solution if for large t/t_{KZ} , the scaling function reduces to $F(t/t_{\text{KZ}}) \simeq \frac{2}{3} (t/t_{\text{KZ}})^3$. Of course, the agreement in figure 9 shows that this must be the case.⁷ To contrast with our initial discussion above, let us further note that in the regime where the adiabatic and KZ scaling solutions agree in this figure, both curves are rapidly increasing rather than approaching a constant value. We have also kept the first correction in the large κ expansion to this simple scaling behaviour in eq. (4.37). This term makes clear that if we are working with large but finite κ , then we should expect the agreement between the adiabatic solution (4.35) and the KZ scaling solution (4.36) to break down when $t/t_{\text{KZ}} \simeq \kappa$ — see further discussion in section 6.

5 Results for ECPs

Finally we consider End-Critical Protocols in the free scalar field theory by examining the tanh quenches (3.17) which end at zero mass. We already studied the early time scaling in fast quench regime for these quenches in [11–13] and so in this section, we will concentrate on the late time scaling in the slow quench regime. In particular, we are interested in the appearance of Kibble-Zurek scaling as the mass approaches $m = 0$. At late times, the mass profile in eq. (3.17) decays exponentially with $m(t) = m \exp(-t/\delta t)$. As emphasized in section 2.2, the description of the KZ behaviour is slightly different for this exponential approach to the critical point, in comparison to the power law approach of the TCPs and CCPs examined in the previous section. In particular, rather than focusing on the time at which adiabaticity breaks down, we consider the value of the gap E_{KZ} at this point and then the KZ scaling takes the simple form given in eq. (2.12). For the case at hand, $E_{\text{KZ}} = 1/\delta t$ and this scaling becomes the result given in eq. (2.16), *i.e.*, $\langle \phi^2 \rangle_{\text{ren}} \simeq 1/\delta t^{d-2}$.

Our approach here is similar to that in section 4.3. That is, we fix the dimensionless ratio $t/\delta t = \tau_0$ to a sufficiently large value and then evaluate the expectation

⁷It is straightforward to generalize this result to general d . In this case, the large t/t_{KZ} behaviour of the scaling function becomes $\sigma_s \langle \phi^2(t/t_{\text{KZ}}) \rangle_{\text{ren}} = \frac{\Gamma(1-\frac{d}{2})\Gamma(\frac{d-1}{2})}{2\sqrt{\pi}} (t/t_{\text{KZ}})^{d-2}$.

value as a function of δt . Let us note that with the exponential decay of the mass, adiabaticity always breaks down irrespective of the parameters. In particular, with $m(t) = m \exp(-t/\delta t)$, eq. (2.7) is satisfied for $t_{\text{KZ}} = \delta t \log(m\delta t)$. Hence, when we fix $t/\delta t = \tau_0$, we will be in the KZ scaling regime for

$$1 \lesssim m\delta t \lesssim m\delta t_{\text{KZ}} \equiv \exp \tau_0. \quad (5.1)$$

For larger values, *i.e.*, $v\delta t > m\delta t_{\text{KZ}}$, the response would be adiabatic, and for smaller values, *i.e.*, $v\delta t < 1$, we would be in the fast quench regime. One practical issue, however, is that identifying the early time scaling for the fast quenches is very difficult here because we are examining large values of $t/\delta t$ and $\langle \phi^2 \rangle_{\text{ren}}$ decays very rapidly after the initial quench. This issue could be avoided by examining the energy density, which is conserved in a global quench. Of course, the fast quenches of this kind were already extensively studied in [11–13]. Hence, for simplicity and for cohesion with the rest of the paper, we continue examining the expectation value of the mass operator but focus only on the KZ scaling and adiabatic regimes in the following examples.

In figure 12, we show $\langle \phi^2 \rangle_{\text{ren}}$ as a function of δt for $t/\delta t = 12$, $m = 1$ and $d = 5$. In the KZ scaling regime, we made a linear best fit which yields: $y = a \delta t^{-\alpha}$, with $a = 0.0199$ and $\alpha = 2.993$. Hence, the fit agrees with the expected KZ scaling (2.16) *i.e.*, $\langle \phi^2 \rangle_{\text{ren}} \sim 1/\delta t^3$ for $d = 5$. We also see the expected transition to the adiabatic behaviour at roughly $\delta t = \delta t_{\text{KZ}}$.

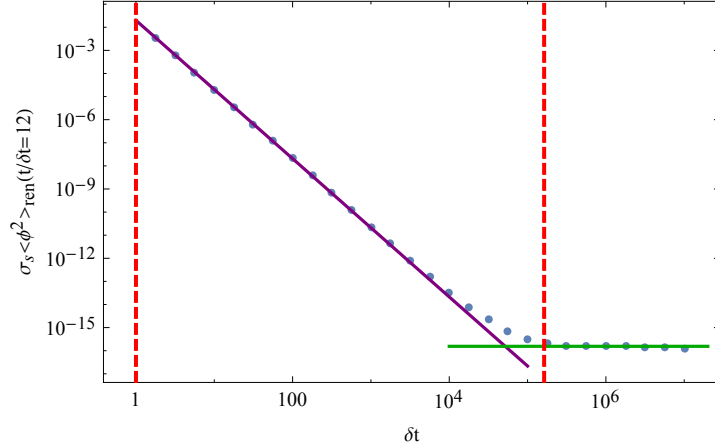


Figure 11. Expectation value of the scalar mass operator as a function of δt with fixed $t/\delta t = 12$, and $d = 5$, $m = 1$. The solid purple line is the linear best fit for the points in the KZ regime. The green line corresponds to the adiabatic value at $t/\delta t = 12$. Red dashed lines correspond to $\delta t = 1$, the transition from the fast to the slow quench and $\delta t = \delta t_{\text{KZ}} = \exp(\tau_0) = \exp(12)$, the transition from Kibble-Zurek to adiabatic.

Figure 12 shows the results of a second computation to the expression for δt_{KZ} in eq. (5.1). In particular, we estimated δt_{KZ} by computing the intersection between the linear fit for the KZ regime and the adiabatic value for different values of $t/\delta t$. The results in the figure 12 show that as expected δt_{KZ} grows exponentially with $\tau_0 = t/\delta t$.

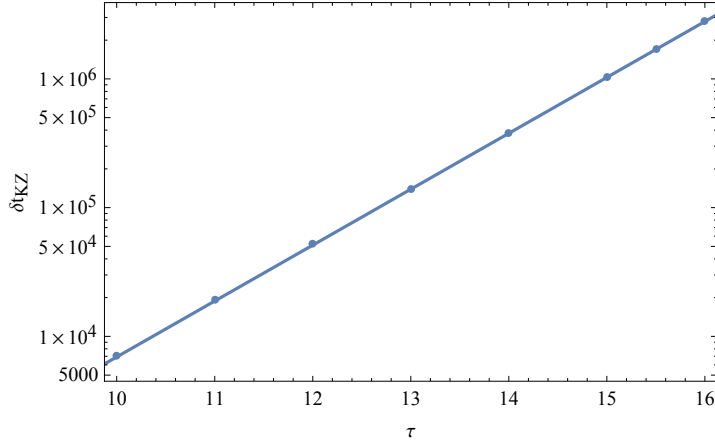


Figure 12. The transition value of δt between the KZ scaling and the adiabatic behaviour as a function of the fixed $\tau_0 = t/\delta t$ (with $m = 1$ and $d = 5$). Note that the vertical axes is on a logarithmic scale. The best linear fit (in solid blue) with $\log(\delta t_{\text{KZ}}) = a + b \tau_0$ yields $a = -1.0783$ and $b = 0.9948$, supporting the exponential relation between δt_{KZ} and τ_0 .

6 Concluding Remarks

In this paper we have studied various mass quenches in free field theories for a wide range of quench rates. We were able to exhibit universal scaling of the expectation value of the mass operators in both the fast and slow quench regimes. In particular, we found that the fast quench scaling smoothly crosses over to Kibble-Zurek scaling and finally to an adiabatic behaviour.

Kibble-Zurek beyond free field theory

Previously, in [11–13], we showed that the fast scaling that was present in both free field and holographic theories should be valid in general interacting theories. In this work we show that KZ scaling is present in free field theory, so a natural question would be whether this scaling also holds beyond the present setup and in a much broader class of field theories. Again, as in the case of the fast quench, we have holographic studies that support the KZ scaling [5, 6], but having a more general argument indicating this scaling would certainly be an interesting direction for further study.

As pointed out in the Introduction, the KZ argument also involves predictions on the density of defects in the KZ phase. It might also be interesting to study models where we can actually compute defect formation and then extend the calculations to the fast quench regime, where we might also see a new novel scaling appearing for the defect density.

Finally, recently the appearance of KZ physics has been reported for systems in which the quench parameter is treated as a dynamical field [20]. It would be very interesting to see what are the implications of our results in this new context.⁸

UV cutoff and instantaneous quenches

Our calculations involved *renormalized* expectation values of *local* operators and so as discussed in [11–13], the quench rate is always much slower than the UV cutoff scale, *i.e.*, $\Lambda_{\text{UV}} \gg 1/\delta t$. With these operators, it is not possible to study the case of *instantaneous* quenches, *i.e.*, $\delta t \rightarrow 0$. However, as shown in some detail in [13], certain properties of instantaneous quenches can be studied by looking at UV finite objects, such as correlation functions at finite spatial separations. In the latter case, the separation r provides an extra scale in the problem somewhat analogous to the UV cutoff and we found that for $\delta t < r$, the early time scaling (1.5) saturated and the correlator became independent of δt .

We expect a similar behaviour for local quantities when the UV cutoff is finite. Such models may describe realistic experimental systems and so it would be interesting to analyze those cases. In that case, one can consider a quench rate which is at the cutoff scale. For such rates, the physics should be described by an instantaneous quench. For such quenches, Calabrese and Cardy have proposed a simple description of the state after a quench from a gapped phase to a critical theory [16, 17] in terms of boundary states of the final CFT. It turns out that the validity of this proposal depends on which observable is being measured [19]. An exactly solvable model on a lattice will be useful to address these issues. Progress in this direction has been made recently in [22] analyzing the Kibble-Zurek scaling in the transverse Ising model. We have recently found exactly solvable quench protocols in several spin models and studied the dependence on the quench rate: the results will appear in a separate communication [14].

⁸A related model where the driving parameter is a dynamical field and becomes trapped near the critical point was studied in [21]. We thank one of our anonymous referees for pointing out these references.

Beyond KZ scaling

In section 4.3, we were able to find the behaviour of the expectation value of the quenched operator when the coupling goes through its critical point at any finite time and any quench duration δt . We did so numerically for both the fermionic TCP and scalar CCP quenches. Of course, when $m\delta t$ is large and the time is near the critical time, we found that quenches obey Kibble-Zurek scaling. Further for the scalar CCPs, we found that same behaviour analytically with an expansion for large $\kappa = \sqrt{m\delta t}$. As anticipated in eq. (2.11), we found $\langle \phi^2 \rangle_{ren} \sim (m/\delta t)^{d-2/2} F(t/t_{\text{KZ}})$, where F is a scaling function that only depends on t/t_{KZ} . Apart from being a check of this KZ scaling formula, our calculations revealed a few other interesting aspects about the slow behaviour of quantum quenches: First, even though the natural dimensionless variable for the expansion in this regime is $1/\kappa$, it is straightforward to verify that corrections to the KZ scaling formula appear in powers of $1/\kappa^2 = 1/(m\delta t)$ — see Appendix A. In principle, this differs from previous holographic studies [5] which found fractional powers of the quench rate. However, upon a closer examination, it appears that the corrections can be expressed in terms of simple integer powers of $1/t_{\text{KZ}}$ in all of these different models. It would be interesting to develop a better analytic understanding of these corrections to the KZ scaling (2.11).

Second, and perhaps more surprising, is that $F(t/t_{\text{KZ}})$ is a good approximation to the full expectation value even beyond the Kibble-Zurek region, *i.e.*, $|t|/t_{\text{KZ}} > 1$. We found that for large t/t_{KZ} , the scaling function F takes a simple form which yields precisely the adiabatic response. This was a feature of the large κ expansion and this agreement will fail for $|t|/t_{\text{KZ}} > \kappa$. While $F(t/t_{\text{KZ}})$ will in general depend on the details of the theory and the quench protocol, it might have this universal characteristic of capturing both the KZ scaling and the adiabatic behaviour. It will be very interesting to extend these ideas and analytic findings first to the fermionic TCPs and then, try to formulate a similar expansion for general interacting CFTs, giving full evidence for universal scaling in slow quenches through a critical point.

‘Not-quite-critical’ slow quenches

If we assume there is a CCP quench, we will find the corresponding KZ scaling for slow quenches near the instant where the protocol touches the critical point. Now one can ask what happens if the protocol does not ‘quite’ touch the critical point but just goes close to it. To be more precise, we might examine our scalar quenches with protocols of the form,

$$m^2(t) = m^2 \tanh^2(t/\delta t) + m^2 \epsilon, \quad (6.1)$$

where $\epsilon \ll 1$. Rather than reaching the massless theory at $t = 0$, this profile yields $m(t = 0) = \sqrt{\epsilon} m$ (for $\epsilon > 0$). Note that this is just the same CCP as in eq. (3.12), but with a small shift in $m^2(t)$ by $m^2\epsilon$. In particular, ϵ can be both positive or negative. Of course, if ϵ is some finite negative number (and $m\delta t$ is large), then we should expect the system to become unstable with a negative mass-squared near $t = 0$ (and everywhere if $\epsilon < -1$) and there will be a large number of particles created. However, if $|\epsilon|$ is small enough in magnitude then we might have some interesting behaviour.

To study these ‘not-quite-critical’ protocols, we fixed the time to zero and choose some large value for $m\delta t$. Then we evaluate the expectation value as a function of ϵ . In figure 13, we show the results for $d = 5$ and $\delta t = 30$ (setting $m = 1$). We see that for $|\epsilon| < 1/\delta t$, the expectation value is just the one expected from KZ scaling shown in eq. (4.20), independently of the sign of ϵ . For positive ϵ , the expectation value takes its adiabatic value when $|\epsilon| > 1/\delta t$. In between, there is a smooth transition between the two regimes but apparently there is not any special scaling with ϵ . On the contrary, when ϵ is large in magnitude compared to $1/\delta t$ but negative, the expectation value rapidly diverges, pointing out the instability mentioned before.

The numerical results in figure 13 may not provide convincing evidence that the crossover between the two regimes occurs at $|\epsilon| \simeq 1/(m\delta t)$ — where the factor of $1/m$ to make the result appropriately dimensionless. Hence let us estimate where the transition takes place by finding the intersection of the curves describing the KZ scaling and the adiabatic expectation value. From eq. (4.20), we estimate $\langle \phi^2 \rangle_{ren} \approx 0.25 (m/\delta t)^{3/2}$ at $t = 0$. For the mass profile in eq. (6.1) with $\epsilon > 0$, the adiabatic expectation value at $t = 0$ becomes $\frac{2}{3} m^3 \epsilon^{3/2}$. The intersection between the two gives that the transition should be at order $\epsilon \simeq 1/(m\delta t)$, which was our estimate from figure (13). That is, we have found that the KZ scaling survives as long as $m(t = 0) = \sqrt{\epsilon} m \leq 1/t_{\text{KZ}} = \sqrt{m/\delta t}$.

A more precise explanation of this behaviour can be found by examining the condition for the breakdown of adiabaticity in eq. (2.7): $\frac{1}{m(t)^2} \frac{dm(t)}{dt} \simeq 1$. For the following analysis, we limit our attention to $\epsilon \geq 0$ for simplicity. Now let us assume that adiabaticity breaks at some $t = t_{\text{KZ}}(\epsilon)$ with $t_{\text{KZ}}(\epsilon) \ll \delta t$. The latter implies that in the relevant regime, the mass profile (6.1) can be simplified to:

$$m^2(t) = m^2 [(t/\delta t)^2 + \epsilon] . \quad (6.2)$$

Then, with a change of variables, the adiabaticity condition may be written as

$$\frac{y}{(m\delta t \epsilon)^2} \simeq (1 + y)^3 \quad \text{where} \quad y = \frac{t^2}{\epsilon(\delta t)^2} . \quad (6.3)$$

It is clear that this condition cannot be met if ϵ becomes too large. The critical value ϵ_c (such that adiabaticity breaks for $\epsilon < \epsilon_c$) is obtained when the line $(m\epsilon\delta t)^{-2}y$ becomes

tangent to the curve $(1 + y)^3$. This is easily determined to be

$$\epsilon_c = \frac{2}{3\sqrt{3}m\delta t} \quad (6.4)$$

The condition $\epsilon < \epsilon_c$ is clearly the same as the condition given above upto a numerical factor.

Now it is straightforward to show that for $0 < \epsilon \leq \epsilon_c$, adiabaticity breaks at some time $t_{\text{KZ}}(\epsilon) < t_{\text{KZ}}(0) = \sqrt{\delta t/m}$. Further, at the critical value $\epsilon = \epsilon_c$, the Kibble-Zurek time is given by $t_{\text{KZ}}(\epsilon_c) = \sqrt{\epsilon_c/2} \delta t$. Hence using eq. (6.4), we have

$$\frac{\sqrt{\delta t/m}}{3\sqrt{3}} \leq t_{\text{KZ}}(\epsilon) \leq \sqrt{\delta t/m}. \quad (6.5)$$

Hence for any value of ϵ , we have $t_{\text{KZ}} \sim \delta t/\sqrt{m\delta t} \ll \delta t$ since we are in the slow quench regime. This justifies the initial assumption made above eq. (6.2). If all of the other parameters are held fixed, the mass value at $t_{\text{KZ}}(\epsilon)$ also decreases as ϵ increases. One can express the general result as

$$m(t_{\text{KZ}}(\epsilon)) = \frac{1}{t_{\text{KZ}}(0)} \left(\frac{t_{\text{KZ}}(\epsilon)}{t_{\text{KZ}}(0)} \right)^{1/3}. \quad (6.6)$$

Given that properties of the non-adiabatic regime are changing quick significantly as ϵ varies, it may seem surprising that naïve KZ scaling appears to fit so well in figure 13. However, this is largely because ϵ is negligibly small over most of the range where the blue line fits the numerical results. Note that for positive ϵ in panel (b), we can see that the numerical result already shows an appreciable difference at $\epsilon \sim 0.006$, while $\epsilon_c \simeq 0.013$ for the parameters used in the figure.

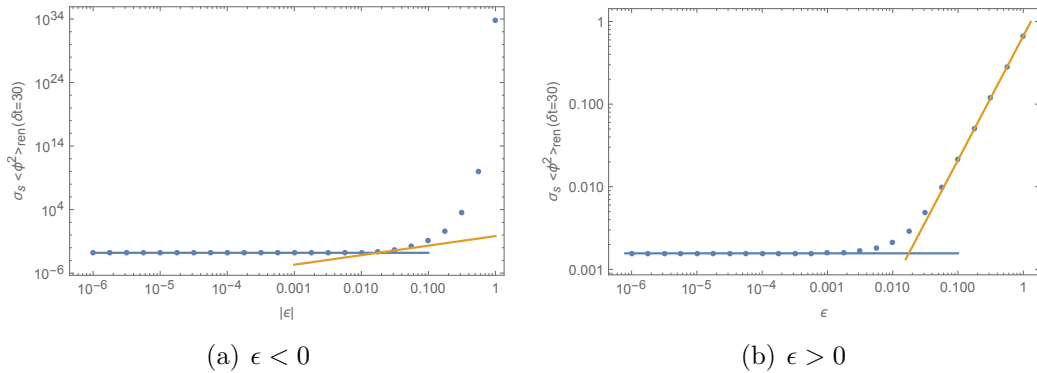


Figure 13. Renormalized expectation value of ϕ^2 as a function of ϵ at $t = 0$ for $d = 5$. We are considering mass functions of the form $m^2(t) = m^2 \tanh^2(t/\delta t) + m^2\epsilon$ and fixing $\delta t = 30$ and $m = 1$. In panel (a) we show results for negative ϵ , while in panel (b) we exhibit analogue results for positive ϵ . In both cases, the blue solid line represents the KZ value at that δt and the yellow curve shows the adiabatic behaviour.

Acknowledgements

S.R.D. would like to thank D. Das, H. Liu, G. Mandal, K. Sengupta and participants of the workshop “The Non-equilibrium quantum frontier” at Princeton University for discussions. The work of SRD is partially supported by the National Science Foundation grants NSF-PHY-1214341 and NSF-PHY-1521045. Research at Perimeter Institute is supported by the Government of Canada through the Department of Innovation, Science and Economic Development and by the Province of Ontario through the Ministry of Research & Innovation. RCM and DAG are also supported by an NSERC Discovery grant. RCM is also supported by research funding from the Canadian Institute for Advanced Research and from the Simons Foundation through “It from Qubit” Collaboration. DAG also thanks the Kavli Institute for Theoretical Physics, where he was a Visiting Graduate Fellow, for hospitality and support during the first stages of this project. Research at KITP is supported, in part, by the National Science Foundation under Grant No. NSF PHY11-25915.

A Subleading contributions to KZ scaling

In the main text, we discussed the emergence of KZ scaling in the expectation values of quenched operators after slow quenches that go through a critical point. In particular, for protocols where the mass approaches the critical point linearly, it was possible to define a KZ time, $t_{\text{KZ}} = \sqrt{\delta t/m}$, as in eq. (2.13). Then, the leading behaviour of corresponding expectation values is controlled by t_{KZ} as in eq. (2.11). The aim of this Appendix is to analyze the subleading corrections to this scaling behaviour

$$\langle \mathcal{O}_\Delta \rangle_{\text{ren}} = t_{\text{KZ}}^{-\Delta} \left[F(t/t_{\text{KZ}}) + \frac{1}{(m\delta t)^\alpha} F_2(t/t_{\text{KZ}}) + \dots \right]. \quad (\text{A.1})$$

In the above expression, we have anticipated that the corrections to the scaling function are controlled by the combination $m\delta t$, which is the only dimensionless parameter which characterizes the quench. The key question which we will address here is determining the power α for our free field quenches. Some previous studies [5] found that in a variety of holographic models, these corrections come in fractional powers of the quench duration δt .

In section 4.4, we constructed the scaling function $F(t/t_{\text{KZ}})$ for the scalar CCP quenches. Our approach there was to expand the full solution for large $\kappa = \sqrt{m\delta t}$ while holding t/t_{KZ} fixed. A natural first guess might then be that the first subleading correction to $F(t/t_{\text{KZ}})$ should be of order $1/\kappa = 1/\sqrt{m\delta t}$. However, this turns out not to be the case. In fact, the first correction comes at order $1/\kappa^2 = 1/(m\delta t)$ for both the scalar CCP and fermionic TCP quenches. In the scalar field case, this result can be determined by simply examining the different factors appearing in eq. (4.26) and looking at their expansion for large κ . In doing so, we realize that all the different corrections to the leading scaling behaviour appear at order $1/\kappa^2$. In the following, we will extract that this leading correction numerically for both the fermionic TCP and scalar CCP quenches.

Next, we consider the fermionic TCP quenches in $d = 5$. We numerically compute the expectation value at a fixed t/t_{KZ} and large $m\delta t$ and perform a fit with the expected KZ scaling, *e.g.*, as in figure 5. The overall coefficient in this fit yields our numerical estimate of the scaling function $F(t/t_{\text{KZ}})$ at the given value of t/t_{KZ} .

$$\frac{1}{(m\delta t)^\alpha} F_2(t/t_{\text{KZ}}) = \frac{\delta t^2}{m^2} \sigma_f \langle \bar{\psi}\psi \rangle_{\text{ren}}(t/t_{\text{KZ}}) - F(t/t_{\text{KZ}}) \quad (\text{A.2})$$

as a function of $m\delta t$ to identify the scaling power α . Note that the factor $(\delta t^2/m)^2$ on the right-hand side simply cancels the expected KZ scaling (2.14) (for $d = 5$) of the expectation value. The numerical fit of the results shown in figure 14 shows that

this first subleading contribution scales as $1/\delta t$ at $t/t_{\text{KZ}} = 0$. One might worry that the $F_2(t/t_{\text{KZ}})$ vanishes at $t = 0$. However, performing the analogous calculations at a different finite values of t/t_{KZ} yields the subleading scaling, *i.e.*, eq. (A.2) scales as $1/\delta t$. Hence we conclude that the corrections to the KZ scaling in these free field quenches take the form given in eq. (A.1) with $\alpha = 1$.

Of course, as described above for the scalar CCP quenches, we can reveal this $1/\delta t$ scaling analytically from our construction of $F(t/t_{\text{KZ}})$ in section 4.4. However, we can also use the scaling function (4.34) in an analogous numerical calculation as described above for the fermionic TCP quenches. In particular, in $d = 5$, we numerically evaluated $(\delta t/m)^{3/2} \sigma_s \langle \phi^2 \rangle_{\text{ren}}(t/t_{\text{KZ}}) - F(t/t_{\text{KZ}})$ for fixed t/t_{KZ} as a function of $m\delta t$. The results are shown in figure (14) for $t/t_{\text{KZ}} = 0$. Numerically fitting these results shows that the subleading correction scales as $1/\delta t$, as expected. Hence we again find that the corrections to the KZ scaling take the form in eq. (A.1) with $\alpha = 1$.

This clearly shows that the subleading corrections for our free field quenches come with integer powers of δt . Of course, this contrasts with the previous holographic studies [5], which found fractional powers of the quench duration.

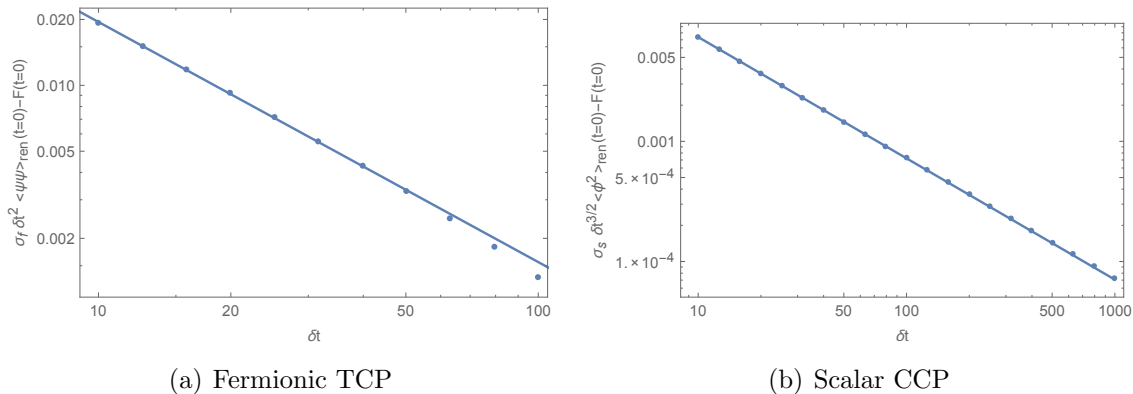


Figure 14. Subleading contributions to the expectation value of mass operators in fermionic TCP and scalar CCP quenches at $t/t_{\text{KZ}} = 0$, with $d = 5$ and $m = 1$. In each case, we are multiplying the full expectation value by the expected KZ scaling and then subtracting $F(0)$. The remainder are the subleading contributions, that we fit as a function of δt : $y = a\delta t^\alpha$. The result of the fit (in solid blue) gives $\alpha = -1.09684$ in the fermionic case and $\alpha = -1.00941$ for scalar case, both supporting the idea that the first corrections to KZ scaling in free field theory come at order $1/\delta t$.

References

- [1] T. W. B. Kibble, “Topology of Cosmic Domains and Strings,” *J. Phys. A* **9**, 1387 (1976).
- [2] W. H. Zurek, “Cosmological Experiments in Superfluid Helium?,” *Nature* **317**, 505 (1985).
- [3] For example, see the following reviews:
S. Mondal, D. Sen and K. Sengupta, “Non-equilibrium dynamics of quantum systems: order parameter evolution, defect generation, and qubit transfer,” *Quantum Quenching, Annealing and Computation*, Lecture notes in Physics, **802**, 21 (2010) [arXiv:0908.2922[cond-mat.stat-mech]];
J. Dziarmaga, “Dynamics of a quantum phase transition and relaxation to a steady state,” *Adv. Phys.* **59**, 1063 (2010) [arXiv:0912.4034 [cond-mat.quant-gas]];
A. Polkovnikov, K. Sengupta, A. Silva and M. Vengalattore, “Nonequilibrium dynamics of closed interacting quantum systems,” *Rev. Mod. Phys.* **83**, 863 (2011) [arXiv:1007.5331 [cond-mat.stat-mech]];
A. Lamacraft and J.E. Moore, “Potential insights into non-equilibrium behavior from atomic physics,” in *Ultracold Bosonic and Fermionic Gases*, Contemporary Concepts in Condensed Matter Science, Elsevier (Editors: A. Fletcher, K. Levin and D. Stamper-Kurn) [arXiv:1106.3567[cond-mat.quant-gas]].
- [4] For a review and further references, see:
V. Gritsev and A. Polkovnikov, “Universal Dynamics Near Quantum Critical Points,” arXiv:0910.3692 [cond-mat.stat-mech].
- [5] P. Basu and S. R. Das, “Quantum Quench across a Holographic Critical Point,” *JHEP* **1201**, 103 (2012) [arXiv:1109.3909 [hep-th]];
P. Basu, D. Das, S. R. Das and T. Nishioka, “Quantum Quench Across a Zero Temperature Holographic Superfluid Transition,” *JHEP* **1303**, 146 (2013) [arXiv:1211.7076 [hep-th]];
P. Basu, D. Das, S. R. Das and K. Sengupta, “Quantum Quench and Double Trace Couplings,” arXiv:1308.4061 [hep-th];
- [6] J. Sonner, A. del Campo and W. H. Zurek, “Universal far-from-equilibrium Dynamics of a Holographic Superconductor,” *Nature Communications* **6**, 7406 (2015) doi:10.1038/ncomms8406 [arXiv:1406.2329 [hep-th]].
P. M. Chesler, A. M. Garcia-Garcia and H. Liu, “Defect Formation beyond Kibble-Zurek Mechanism and Holography,” *Phys. Rev. X* **5**, no. 2, 021015 (2015) doi:10.1103/PhysRevX.5.021015 [arXiv:1407.1862 [hep-th]].
- [7] S. Deng, G. Ortiz and L. Viola, *EPL* **84** 67008 (2008); G. Biroli, L.F. Cugliandolo and A. Sicilia, *Phys. Rev. E* **81**, 050101 (2010); C. De Grandi, A. Polkovnikov and A.W.

- Sandvik, Phys. Rev. B **84**, 224303 (2011)
- [8] A. Chandran, A. Erez, S. S. Gubser and S. L. Sondhi, “Kibble-Zurek problem: Universality and the scaling limit,” Phys. Rev. B **86**, 064304 (2012) [arXiv:1202.5277 [cond-mat.stat-mech]];
- [9] A. Buchel, L. Lehner and R. C. Myers, “Thermal quenches in $N=2^*$ plasmas,” JHEP **1208**, 049 (2012) [arXiv:1206.6785 [hep-th]];
A. Buchel, L. Lehner, R. C. Myers and A. van Niekerk, “Quantum quenches of holographic plasmas,” JHEP **1305**, 067 (2013) [arXiv:1302.2924 [hep-th]].
- [10] A. Buchel, R. C. Myers and A. van Niekerk, “Universality of Abrupt Holographic Quenches,” Phys. Rev. Lett. **111**, 201602 (2013) [arXiv:1307.4740 [hep-th]].
- [11] S. R. Das, D. A. Galante and R. C. Myers, “Universal scaling in fast quantum quenches in conformal field theories,” Phys. Rev. Lett. **112**, 171601 (2014) [arXiv:1401.0560 [hep-th]];
- [12] S. R. Das, D. A. Galante and R. C. Myers, “Universality in fast quantum quenches,” JHEP **1502**, 167 (2015) [arXiv:1411.7710 [hep-th]].
- [13] S. R. Das, D. A. Galante and R. C. Myers, “Smooth and fast versus instantaneous quenches in quantum field theory,” JHEP **1508**, 073 (2015) [arXiv:1505.05224 [hep-th]].
- [14] D. Das, S.R. Das, D. A. Galante, R.C. Myers and K. Sengupta, *to appear*.
- [15] D. Berenstein and A. Miller, “Conformal perturbation theory, dimensional regularization, and AdS/CFT correspondence,” Phys. Rev. D **90**, no. 8, 086011 (2014) doi:10.1103/PhysRevD.90.086011 [arXiv:1406.4142 [hep-th]].
- [16] P. Calabrese and J. L. Cardy, “Time-dependence of correlation functions following a quantum quench,” Phys. Rev. Lett. **96**, 136801 (2006) [cond-mat/0601225];
P. Calabrese and J. Cardy, “Quantum Quenches in Extended Systems,” [arXiv:0704.1880 [cond-mat.stat-mech]];
- [17] S. Sotiriadis and J. Cardy, “Quantum quench in interacting field theory: A Self-consistent approximation,” Phys. Rev. B **81**, 134305 (2010) [arXiv:1002.0167 [quant-ph]].
- [18] J. Cardy, “Quantum Quenches to a Critical Point in One Dimension: some further results,” J. Stat. Mech. **1602**, no. 2, 023103 (2016) doi:10.1088/1742-5468/2016/02/023103 [arXiv:1507.07266 [cond-mat.stat-mech]].
S. Sotiriadis, “Memory-preserving equilibration after a quantum quench in a 1d critical model,” arXiv:1507.07915 [cond-mat.stat-mech].
- [19] G. Mandal, R. Sinha and N. Sorokhaibam, “Thermalization with chemical potentials, and higher spin black holes,” JHEP **1508**, 013 (2015) doi:10.1007/JHEP08(2015)013

- [arXiv:1501.04580 [hep-th]]; G. Mandal, S. Paranjape and N. Sorokhaibam,
“Thermalization in 2D critical quench and UV/IR mixing,” arXiv:1512.02187 [hep-th].
- [20] M. Kolodrubetz, E. Katz and A. Polkovnikov, “Dynamic trapping near a quantum critical point,” *Phys. Rev. B* **91** (2015) no.5, 054306 doi:10.1103/PhysRevB.91.054306 [arXiv:1406.2701 [cond-mat.quant-gas]].
- [21] L. Kofman, A. D. Linde, X. Liu, A. Maloney, L. McAllister and E. Silverstein, “Beauty is attractive: Moduli trapping at enhanced symmetry points,” *JHEP* **0405** (2004) 030 doi:10.1088/1126-6708/2004/05/030 [hep-th/0403001].
- [22] A. Francuz, J. Dziarmaga, B. Gardas and W. H. Zurek, “Space-time renormalization in phase transition dynamics,” arXiv:1510.06132 [cond-mat.stat-mech].