

Kernel-based Tests for Joint Independence

Niklas Pfister¹, Peter Bühlmann¹, Bernhard Schölkopf², and Jonas Peters²

¹Seminar für Statistik, ETH Zürich, Switzerland

²MPI for Intelligent Systems, Tübingen, Germany

March 28, 2022

Abstract

We investigate the problem of testing whether d random variables, which may or may not be continuous, are jointly (or mutually) independent. Our method builds on ideas of the two variable Hilbert-Schmidt independence criterion (HSIC) but allows for an arbitrary number of variables. We embed the d -dimensional joint distribution and the product of the marginals into a reproducing kernel Hilbert space and define the d -variable Hilbert-Schmidt independence criterion (dHSIC) as the squared distance between the embeddings. In the population case, the value of dHSIC is zero if and only if the d variables are jointly independent, as long as the kernel is characteristic. Based on an empirical estimate of dHSIC, we define three different non-parametric hypothesis tests: a permutation test, a bootstrap test and a test based on a Gamma approximation. We prove that the permutation test achieves the significance level and that the bootstrap test achieves pointwise asymptotic significance level as well as pointwise asymptotic consistency (i.e., it is able to detect any type of fixed dependence in the large sample limit). The Gamma approximation does not come with these guarantees; however, it is computationally very fast and for small d , it performs well in practice. Finally, we apply the test to a problem in causal discovery.

1 Introduction

We consider the problem of a non-parametric test for joint or mutual independence of d random variables. This is a very different and more ambitious task than testing pairwise independence of a collection of random variables. The latter has received considerable attention using kernel-based methods (Gretton et al., 2005, 2007), and other related approaches for estimating or testing pairwise (in-)dependence include distance correlations (Székely and Rizzo, 2009, 2014), rank-based correlations (Bergsma and Dassios, 2014; Leung and Drton, 2016; Nandy et al., 2016) or also semiparametric copula-based correlations (Liu et al., 2012; Xue and Zou, 2012; Wegkamp and Zhao, 2016). One of our motivations to consider the problem of nonparametric testing of joint independence is from the area of causal inference, and we discuss this in Section 5.2: there, inferring pairwise independence is not sufficient.

For testing joint independence, consider the distribution $\mathbb{P}^{(X^1, \dots, X^d)}$ of the random vector¹ $\mathbf{X} = (X^1, \dots, X^d)$. By definition, (X^1, \dots, X^d) are jointly or mutually independent if and only if $\mathbb{P}^{(X^1, \dots, X^d)} = \mathbb{P}^{X^1} \otimes \dots \otimes \mathbb{P}^{X^d}$. For a given positive definite kernel, we map both distributions into the reproducing kernel Hilbert space (see below for details) and consider their squared distance. For characteristic kernels (e.g., the popular Gaussian kernel), the embedding of Borel probability measures is injective and the squared distance is zero if and only if the variables are jointly independent. For the finite sample case, we compute a suitable estimator that can be used as a test statistic. We then construct three statistical tests: two tests are based on permutation

¹Throughout the paper, a superscript of X always denotes an index rather than an exponent.

and bootstrap procedures, respectively, and a third test approximates the distribution of the test statistic under independence with a gamma distribution. Our test extends the Hilbert-Schmidt Independence Criterion (HSIC) (Gretton et al., 2005) and contains it as a special case. We therefore call the corresponding test procedure d -variable Hilbert-Schmidt Independence Criterion (dHSIC). We prove that the permutation based approach has correct level and that the bootstrap approach has asymptotic power equal to one against any fixed alternative. We are not aware of any other non-parametric independence test for $d \geq 2$ variables with the latter property.

We compare our test against the following alternative procedure that constructs a joint independence test from a bivariate test: joint independence holds if and only if for all $k \in \{2, \dots, d\}$ we have that X^k is independent of (X^1, \dots, X^{k-1}) . In order to construct an independence test, we might therefore perform $d - 1$ statistical tests and combine the results using a Bonferroni correction. Due to performing $d - 1$ tests, this test is of order d times more computationally expensive than the direct dHSIC approach, see Section 5.3.3. It is further known that Bonferroni procedures are often conservative in the sense that they accept the null hypothesis too often. At last, such a test is asymmetric in the d random variables and depends on the order of the random variables.

We regard dHSIC as an all-purpose joint independence test. In this paper, we additionally apply the testing procedure to causal inference. In causality, one often works with structural equation models. These models assume the existence of jointly independent noise variables. Our test can therefore be used as a goodness-of-fit test and can therefore be used for model selection, see Section 5.2.

1.1 Contribution

This work extends the two variable HSIC (Gretton et al., 2005, 2007; Smola et al., 2007) to testing joint independence for an arbitrary number of variables. This idea has been briefly mentioned by Sejdinovic et al. (2013) for the case of three variables. The methodological development as well as the mathematical rigorous treatment of the permutation test and the bootstrap test are novel: both the results about their level in Proposition 3.4 and Theorem 3.6, and the consistency of the bootstrap in Theorem 3.7. The latter seems to be the first result about a nonparametric test for joint independence which establishes that the asymptotic power is equal to one against any fixed alternative. In our study, we derive new results for V-statistics which might be of independent interest, see Lemma A.3 (asymptotic difference between U- and V-statistics), Theorem A.5 (asymptotic variance of a V-statistic), Theorem A.6 (asymptotic bias of a V-statistic), Theorem A.9 (asymptotic distribution of a degenerate V-statistic) and Theorem A.13 (asymptotic distribution of a degenerate resampled V-statistic). For the extension of the Gamma approximation based test, we compute general formulas both for the mean and for the variance in Proposition 3.8 and Proposition 3.9. In order to make our tests accessible we have created an R-package (R Core Team, 2014), which is available on CRAN.

1.2 Organization of this paper

In Section 2, we define the embedding of distributions (Section 2.1), the quantity of interest dHSIC (Section 2.2) and the corresponding estimators (Section 2.3). Section 3 derives the asymptotic distribution of the test statistic under the null hypothesis of joint independence. Section 4 provides details on the implementation of the proposed methods. We perform experiments on simulated and real data sets in Section 5.

2 Hilbert-Schmidt independence criterion for d variables

2.1 Reproducing kernel Hilbert spaces

We present a brief introduction to reproducing kernel Hilbert spaces and the theory of mean embeddings. Given a set \mathcal{X} we call a function $k : \mathcal{X} \times \mathcal{X} \rightarrow \mathbb{R}$ a positive semi-definite kernel if for any set of points $(x_1, \dots, x_n) \in \mathcal{X}^n$ the corresponding Gram matrix $(k(x_i, x_j))_{1 \leq i, j \leq n}$ is symmetric and positive semi-definite. Moreover, denote by $\mathcal{F}(\mathcal{X})$ the space of functions from \mathcal{X} to \mathbb{R} . Reproducing kernel Hilbert spaces on \mathcal{X} are well-behaved sub-classes of $\mathcal{F}(\mathcal{X})$ defined as follows.

Definition 2.1 (Reproducing kernel Hilbert space)

Let \mathcal{X} be a set, let $\mathcal{H} \subseteq \mathcal{F}(\mathcal{X})$ be a Hilbert space. Then \mathcal{H} is called a reproducing kernel Hilbert space (RKHS) if there exists a kernel k on \mathcal{X} satisfying

- $\forall x \in \mathcal{X}: k(x, \cdot) \in \mathcal{H}$ and
- $\forall f \in \mathcal{H}, \forall x \in \mathcal{X}: \langle f, k(x, \cdot) \rangle_{\mathcal{H}} = f(x)$.

Moreover, we call k a reproducing kernel of \mathcal{H} .

It can be shown that for any positive semi-definite kernel k there exists an RKHS with reproducing kernel k . Given any positive semi-definite kernel, we can therefore construct and use the corresponding RKHS. A commonly used positive semi-definite kernel on \mathbb{R}^m is the Gaussian kernel, defined for all $x, y \in \mathbb{R}^m$ by

$$k(x, y) = \exp\left(-\frac{\|x - y\|_{\mathbb{R}^m}^2}{2\sigma^2}\right). \quad (2.1)$$

One of the strengths of RKHS is that they can be used for embedding complicated objects in order to use the Hilbert space structure to analyze them. Being able to express inner products as function evaluations via the reproducing property additionally simplifies computation within an RKHS. In this paper, we use such an embedding technique to analyze probability distributions. To this end, we use the Bochner integral to define an embedding of $\mathcal{M}_f(\mathcal{X}) := \{\mu \mid \mu \text{ is a finite Borel measure on } \mathcal{X}\}$ into an RKHS.

Definition 2.2 (mean embedding function)

Let \mathcal{X} be a separable metric space, let k be a continuous bounded positive semi-definite kernel and let \mathcal{H} be the RKHS with reproducing kernel k . Then, the function $\Pi : \mathcal{M}_f(\mathcal{X}) \rightarrow \mathcal{H}$ satisfying for all $\mu \in \mathcal{M}_f(\mathcal{X})$ that

$$\Pi(\mu) = \int_{\mathcal{X}} k(x, \cdot) \mu(dx).$$

is called the mean embedding (associated to k).

In order to infer that two distributions are equal given that their embeddings coincide, it is necessary that the mean embedding is injective. A kernel is called characteristic if the mean embedding Π is injective (see Fukumizu et al., 2007). The Gaussian kernel (2.1) on \mathbb{R}^m , for example, is characteristic (e.g. Sriperumbudur et al., 2008, Theorem 7).

2.2 Definition of dHSIC and independence property

Similar to what is done for the HSIC in the two variable setting (Gretton et al., 2007), our goal is to develop a non-parametric hypothesis test to determine whether the components of a random vector $\mathbf{X} = (X^1, \dots, X^d)$ are mutually independent based on n iid observations $\mathbf{X}_1, \dots, \mathbf{X}_n$ of the vector \mathbf{X} . The variables X^1, \dots, X^d are mutually independent if and only if

$$\mathbb{P}^{X^1} \otimes \dots \otimes \mathbb{P}^{X^d} = \mathbb{P}^{(X^1, \dots, X^d)}.$$

The central idea is to embed both $\mathbb{P}^{X^1} \otimes \dots \otimes \mathbb{P}^{X^d}$ and $\mathbb{P}^{(X^1, \dots, X^d)}$ into an appropriate RKHS and then check whether the embedded elements are equal. To keep an overview of all our assumptions, we summarize the setting used throughout the rest of this work.

Setting 1 (dHSIC)

For all $j \in \{1, \dots, d\}$, let \mathcal{X}^j be a separable metric space and denote by $\mathcal{X} = \mathcal{X}^1 \times \dots \times \mathcal{X}^d$ the product space. Let $(\Omega, \mathcal{F}, \mathbb{P})$ be a probability space and for every $j \in \{1, \dots, d\}$, let $X^j : \Omega \rightarrow \mathcal{X}^j$ be a random variable with law \mathbb{P}^{X^j} . Let $(\mathbf{X}_i)_{i \in \mathbb{N}}$ be a sequence of iid copies of $\mathbf{X} = (X^1, \dots, X^d)$. For $j \in \{1, \dots, d\}$, let $k^j : \mathcal{X}^j \times \mathcal{X}^j \rightarrow \mathbb{R}$ be a continuous, bounded, positive semi-definite and characteristic kernel on \mathcal{X}^j and denote by \mathcal{H}^j the corresponding RKHS. Let $\mathbf{k} = k^1 \otimes \dots \otimes k^d$ be the tensor product of the kernels k^j and let $\mathcal{H} = \mathcal{H}^1 \otimes \dots \otimes \mathcal{H}^d$ be the tensor product of the RKHSs \mathcal{H}^j . Let $\Pi : \mathcal{M}_f(\mathcal{X}) \rightarrow \mathcal{H}$ be the mean embedding function associated to \mathbf{k} .

It is straightforward to show that this setting ensures that \mathcal{H} is an RKHS with reproducing kernel \mathbf{k} , that \mathbf{k} is continuous and bounded, that \mathcal{H} is separable and only contains continuous functions, and that Π is injective. Using this setting we can extend the Hilbert-Schmidt independence criterion (HSIC) from two variables as described by Gretton et al. (2007) to the case of d variables. The extension is based on the HSIC characterization via the mean embedding described by Smola et al. (2007).

Definition 2.3 (dHSIC)

Assume Setting 1. Then, define the statistical functional

$$\text{dHSIC} \left(\mathbb{P}^{(X^1, \dots, X^d)} \right) := \left\| \Pi \left(\mathbb{P}^{X^1} \otimes \dots \otimes \mathbb{P}^{X^d} \right) - \Pi \left(\mathbb{P}^{(X^1, \dots, X^d)} \right) \right\|_{\mathcal{H}}^2$$

and call it the d -variable Hilbert-Schmidt independence criterion (dHSIC).

Therefore, dHSIC is the distance between the joint measure and the product measure after embedding them into an RKHS. Since the mean embedding Π is injective we get the following relation between dHSIC and joint independence.

Proposition 2.4 (independence property of dHSIC)

Assume Setting 1. Then it holds that

$$\text{dHSIC}(\mathbb{P}^{(X^1, \dots, X^d)}) = 0 \iff \mathbb{P}^{X^1} \otimes \dots \otimes \mathbb{P}^{X^d} = \mathbb{P}^{(X^1, \dots, X^d)}.$$

Proof This statement follows from the definiteness of the norm and the fact that Π is injective. \square

This proposition implies that we can use dHSIC as a measure of joint dependence between variables. In order to make dHSIC accessible for calculations, we express it in terms of the individual kernels k^1, \dots, k^d . This expansion will be the basis of the estimator defined in Section 2.3.

Proposition 2.5 (expansion of dHSIC)

Assume Setting 1. Then it holds that

$$\text{dHSIC} = \mathbb{E} \left(\prod_{j=1}^d k^j \left(X_1^j, X_2^j \right) \right) + \mathbb{E} \left(\prod_{j=1}^d k^j \left(X_{2j-1}^j, X_{2j}^j \right) \right) - 2\mathbb{E} \left(\prod_{j=1}^d k^j \left(X_1^j, X_{j+1}^j \right) \right)$$

Proof A proof is given in Appendix C.1. \square

2.3 Estimating dHSIC

Our estimator will be constructed using several V-statistics. We therefore start by summarizing a few well-known definitions and the most important results from the theory of V-statistics. Readers familiar with these topics may skip directly to Definition 2.6.

Let $n \in \mathbb{N}$, $q \in \{1, \dots, n\}$, let \mathcal{X} be a metric space, $(\Omega, \mathcal{F}, \mathbb{P})$ a probability space, $X : \Omega \rightarrow \mathcal{X}$ a random variable with law \mathbb{P}^X and let $(X_i)_{i \in \mathbb{N}}$ be a sequence of iid copies of X , i.e., $(X_i)_{i \in \mathbb{N}} \stackrel{\text{iid}}{\sim} \mathbb{P}^X$. Furthermore, define the set of all mappings from $\{1, \dots, q\}$ to $\{1, \dots, n\}$ by

$$\mathbf{M}_q(n) := \{1, \dots, n\}^q.$$

Moreover, consider a measurable and symmetric (i.e., invariant under any permutation of its input arguments) function $g : \mathcal{X}^q \rightarrow \mathbb{R}$, which we denote as core function. The V-statistic

$$V_n(g) := \frac{1}{n^q} \sum_{\mathbf{M}_q(n)} g(X_{i_1}, \dots, X_{i_q}) \quad (2.2)$$

estimates the statistical functional

$$\theta_g := \theta_g(\mathbb{P}^X) := \mathbb{E}(g(X_1, \dots, X_q)).$$

As opposed to U-statistics, defined in (A.1) in Appendix A, V-statistics are usually biased. In this work, we nevertheless consider a V-statistic because it can be computed much faster than the corresponding U-statistic; this is in particular the case if $q > 2$. While U-statistics have been extensively studied (e.g. Serfling, 1980), results for V-statistics are often restricted to $q = 2$. Since for dHSIC we use V-statistics with $q = 2d$ (see Lemma 2.7), we need more general results that are derived in Appendix A.

The following notation appears throughout the paper in the context of V-statistics and is also common in the theory of U-statistics, see Serfling (1980, Section 5.1.5). Given the core function $g : \mathcal{X}^q \rightarrow \mathbb{R}$ we define for every $c \in \{1, \dots, q-1\}$ the function $g_c : \mathcal{X}^c \rightarrow \mathbb{R}$ by

$$g_c(x_1, \dots, x_c) := \mathbb{E}(g(x_1, \dots, x_c, X_{c+1}, \dots, X_q))$$

and $g_q \equiv g$. Then, g_c is again a symmetric core function such that for every $c \in \{1, \dots, q-1\}$, we have

$$\mathbb{E}(g_c(X_1, \dots, X_c)) = \mathbb{E}(g(X_1, \dots, X_q)) = \theta_g.$$

Further define $\tilde{g} \equiv g - \theta_g$ and for all $c \in \{1, \dots, q\}$ define $\tilde{g}_c \equiv g_c - \theta_g$ to be the centered versions of the core functions. Moreover, define for every $c \in \{1, \dots, q\}$,

$$\xi_c := \text{Var}(g_c(X_1, \dots, X_c)) = \mathbb{E}(\tilde{g}_c(X_1, \dots, X_c)^2). \quad (2.3)$$

We sometimes write $\xi_c(g)$ to make clear which core function we are talking about.

We define an estimator for dHSIC by estimating each of the expectation terms in Proposition 2.5 by a V-statistic.

Definition 2.6 (dHSIC)

Assume Setting 1. For all $(\mathbf{x}_1, \dots, \mathbf{x}_n) \in \mathcal{X}^n$ define the estimator $\widehat{\text{dHSIC}} = (\widehat{\text{dHSIC}}_n)_{n \in \mathbb{N}}$ as

$$\begin{aligned} \widehat{\text{dHSIC}}_n(\mathbf{x}_1, \dots, \mathbf{x}_n) &:= \frac{1}{n^2} \sum_{\mathbf{M}_2(n)} \prod_{j=1}^d k^j(x_{i_1}^j, x_{i_2}^j) + \frac{1}{n^{2d}} \sum_{\mathbf{M}_{2d}(n)} \prod_{j=1}^d k^j(x_{i_{2j-1}}^j, x_{i_{2j}}^j) \\ &\quad - \frac{2}{n^{d+1}} \sum_{\mathbf{M}_{d+1}(n)} \prod_{j=1}^d k^j(x_{i_1}^j, x_{i_{j+1}}^j). \end{aligned}$$

if $n \in \{2d, 2d+1, \dots\}$ and as $\widehat{\text{dHSIC}}_n(\mathbf{x}_1, \dots, \mathbf{x}_n) := 0$ if $n \in \{1, \dots, 2d-1\}$.

Whenever it is clear from the context, we drop the functional arguments and just write $\widehat{\text{dHSIC}}_n$ instead of $\widehat{\text{dHSIC}}_n(\mathbf{X}_1, \dots, \mathbf{X}_n)$. In order to make this estimator more accessible for analysis we

can express it as a V-estimator with a single core function. To this end, define $h : \mathcal{X}^{2d} \rightarrow \mathbb{R}$ to be the function satisfying for all $\mathbf{z}_1, \dots, \mathbf{z}_{2d} \in \mathcal{X}$ that

$$h(\mathbf{z}_1, \dots, \mathbf{z}_{2d}) = \frac{1}{(2d)!} \sum_{\pi \in S_{2d}} \left[\prod_{j=1}^d k^j \left(z_{\pi(1)}^j, z_{\pi(2)}^j \right) + \prod_{j=1}^d k^j \left(z_{\pi(2j-1)}^j, z_{\pi(2j)}^j \right) - 2 \prod_{j=1}^d k^j \left(z_{\pi(1)}^j, z_{\pi(j+1)}^j \right) \right], \quad (2.4)$$

where S_{2d} is the set of permutations on $\{1, \dots, 2d\}$. The following proposition shows that $\widehat{\text{dHSIC}}$ is a V-statistic with core function h .

Lemma 2.7 (properties of h)

Assume Setting 1. It holds that the function h defined in (2.4) is symmetric, continuous, and there exists $C > 0$ such that for all $\mathbf{z}_1, \dots, \mathbf{z}_{2d} \in \mathcal{X}$ we have

$$|h(\mathbf{z}_1, \dots, \mathbf{z}_{2d})| < C.$$

Moreover, $V_n(h) = \widehat{\text{dHSIC}}_n$, see (2.2), and $\theta_h = \mathbb{E}(h(\mathbf{X}_1, \dots, \mathbf{X}_{2d})) = \text{dHSIC}$.

Proof A proof is given in Appendix C.2 □

3 Statistical tests for joint independence

Assume Setting 1 and denote by $\mathcal{P}(\mathcal{X})$ the space of Borel probability measures. In this section we derive three statistical hypothesis tests to test the null hypothesis

$$H_0 := \left\{ \mu \in \mathcal{P}(\mathcal{X}) \mid \mathbf{X} \sim \mu = \mathbb{P}^{\mathbf{X}}, \mathbb{P}^{\mathbf{X}} = \mathbb{P}^{X^1} \otimes \dots \otimes \mathbb{P}^{X^d} \right\} \quad (3.1)$$

against the alternative

$$H_A := \left\{ \mu \in \mathcal{P}(\mathcal{X}) \mid \mathbf{X} \sim \mu = \mathbb{P}^{\mathbf{X}}, \mathbb{P}^{\mathbf{X}} \neq \mathbb{P}^{X^1} \otimes \dots \otimes \mathbb{P}^{X^d} \right\}. \quad (3.2)$$

Since dHSIC equals zero under H_0 and is positive otherwise we choose to use $n \cdot \widehat{\text{dHSIC}}_n$ as test statistic and define a decision rule $\varphi = (\varphi_n)_{n \in \mathbb{N}}$ encoding rejection of H_0 if $\varphi_n = 1$ and no rejection of H_0 if $\varphi_n = 0$. For all $n \in \{1, \dots, 2d-1\}$ we define $\varphi_n := 0$ and for all $n \in \{2d, 2d+1, \dots\}$ and for all $(\mathbf{x}_1, \dots, \mathbf{x}_n) \in \mathcal{X}^n$ we set

$$\varphi_n(\mathbf{x}_1, \dots, \mathbf{x}_n) := \begin{cases} 0 & \text{if } n \cdot \widehat{\text{dHSIC}}_n(\mathbf{x}_1, \dots, \mathbf{x}_n) \leq c_n(\mathbf{x}_1, \dots, \mathbf{x}_n) \\ 1 & \text{if } n \cdot \widehat{\text{dHSIC}}_n(\mathbf{x}_1, \dots, \mathbf{x}_n) > c_n(\mathbf{x}_1, \dots, \mathbf{x}_n), \end{cases} \quad (3.3)$$

where the threshold $c = (c_n)_{n \in \mathbb{N}}$ remains to be chosen. Ideally, for fixed $\alpha \in (0, 1)$ the hypothesis test should have (valid) level α , i.e.

$$\sup_{\mu \in H_0; \mathbf{X} \sim \mu = \mathbb{P}^{\mathbf{X}}} \mathbb{P}(\varphi_n(\mathbf{X}_1, \dots, \mathbf{X}_n) = 1) \leq \alpha,$$

where $\mathbf{X}_1, \mathbf{X}_2, \dots \stackrel{\text{iid}}{\sim} \mathbb{P}^{\mathbf{X}}$. This is rather hard to satisfy in our setting; we therefore introduce a weaker condition ensuring that the test respects the level in the large sample limit, i.e. for all fixed \mathbf{X} with $\mathbb{P}^{\mathbf{X}} \in H_0$ it holds that

$$\lim_{n \rightarrow \infty} \mathbb{P}(\varphi_n(\mathbf{X}_1, \dots, \mathbf{X}_n) = 1) \leq \alpha,$$

where $\mathbf{X}_1, \mathbf{X}_2, \dots \stackrel{\text{iid}}{\sim} \mathbb{P}^{\mathbf{X}}$. In this case, the test is said to have pointwise asymptotic level. Additionally, it is desirable for the test to be able to detect any form of dependence at least in the large sample limit, i.e. for all fixed \mathbf{X} with $\mathbb{P}^{\mathbf{X}} \in H_A$ it holds that

$$\lim_{n \rightarrow \infty} \mathbb{P}(\varphi_n(\mathbf{X}_1, \dots, \mathbf{X}_n) = 1) = 1.$$

A test satisfying this property is called pointwise consistent. The following table summarizes the properties that our three tests satisfy.

Hypothesis test	consistency	level	speed
Permutation ¹	unknown	valid (Prop. 3.4)	slow
Bootstrap ¹	pointwise (Thm. 3.7)	pointwise asymptotic (Thm. 3.6)	slow
Gamma approximation	no guarantee	no guarantee	fast

In Section 3.1 we consider some of the asymptotic properties of the test statistic $n \cdot \widehat{\text{dHSIC}}_n$. In particular, we show the existence of an asymptotic distribution under H_0 . We then construct three hypothesis tests of the form (3.3). The first two are a permutation test and a bootstrap test which are discussed in Section 3.2. Both tests are based on resampling and hence do not rely on an explicit knowledge of the asymptotic distribution under H_0 . In Section 3.3 we consider a third test which is based on an approximation of the asymptotic distribution under H_0 using a Gamma distribution.

3.1 Asymptotic behavior of the test statistic

The following theorem is the key result required to show consistency of the bootstrap test. It states that $n \cdot \widehat{\text{dHSIC}}_n$ diverges under H_A in the following sense.

Theorem 3.1 (asymptotic distribution of $n \cdot \widehat{\text{dHSIC}}_n$ under H_A)

Assume Setting 1. Then under H_A it holds for all $t \in \mathbb{R}$ that

$$\lim_{n \rightarrow \infty} \mathbb{P}\left(n \cdot \widehat{\text{dHSIC}}_n \leq t\right) = 0.$$

Proof A proof is given in Appendix C.3. □

We now determine the asymptotic distribution of $n \cdot \widehat{\text{dHSIC}}_n$ under H_0 , and thereby establish that under H_0 , $n \cdot \widehat{\text{dHSIC}}_n = O_P(1)$ is of smaller order than under H_A . The following theorem extends Gretton et al. (2007, Theorem 2) from HSIC to dHSIC.

Theorem 3.2 (asymptotic distribution of $n \cdot \widehat{\text{dHSIC}}_n$ under H_0)

Assume Setting 1 and recall (2.3). If $\xi_2(h) > 0$, let $(Z_i)_{i \in \mathbb{N}}$ be a sequence of independent standard normal random variables on \mathbb{R} , let ${}^2 T_{h_2} \in L(L^2(\mathbb{P}^{(X^1, \dots, X^d)}, |\cdot|_{\mathbb{R}}))$ satisfying that for all

¹For implementation purposes one can use the Monte-Carlo approximation. This leads to a reasonably fast implementation with similar level and consistency results. Further details are given at the end of Section 3.2.1 and Section 3.2.2.

²Given a measure space $(\Omega, \mathcal{F}, \mu)$ the space $\mathcal{L}^r(\mu, |\cdot|_{\mathbb{R}})$ consists of all measurable functions $f : \Omega \rightarrow \mathbb{R}$ satisfying that $\int_{\Omega} |f(\omega)|^r \mu(d\omega) < \infty$. The corresponding space of equivalence classes of such functions is denoted by $L^r(\mu, |\cdot|_{\mathbb{R}})$. Moreover, we denote the space of all linear bounded operators from a Banach space \mathcal{B} onto itself by $L(\mathcal{B})$.

$f \in L^2(\mathbb{P}^{(X^1, \dots, X^d)}, |\cdot|_{\mathbb{R}})$ and for all $\mathbf{x} \in \mathcal{X}$ it holds that

$$(T_{h_2}(f))(\mathbf{x}) = \int_{\mathcal{X}} h_2(\mathbf{x}, \mathbf{y}) f(\mathbf{y}) \mathbb{P}^{(X^1, \dots, X^d)}(d\mathbf{y})$$

and let $(\lambda_i)_{i \in \mathbb{N}}$ be the eigenvalues of T_{h_2} , then under H_0 it holds that

$$n \cdot \widehat{\text{dHSIC}}_n \xrightarrow{d} \binom{2d}{2} \sum_{i=1}^{\infty} \lambda_i Z_i^2$$

as $n \rightarrow \infty$. If $\xi_2(h) = 0$ then under H_0 it holds that

$$n \cdot \widehat{\text{dHSIC}}_n \xrightarrow{d} \binom{2d}{2} \sum_{i=1}^{\infty} \lambda_i$$

as $n \rightarrow \infty$.

Proof A proof is given in Appendix C.4. □

Note that the results on permutation do not make use of the asymptotic distributions; the results on the bootstrap approach cover both cases $\xi_2(h) > 0$ and $\xi_2(h) = 0$, the distinction appears only in the corresponding proofs.

3.2 Permutation and bootstrap test

Assume Setting 1 and fix $n \in \mathbb{N}$. For every function $\psi = (\psi^1, \dots, \psi^d)$ such that for all $i \in \{1, \dots, d\}$ it holds that $\psi^i : \{1, \dots, n\} \rightarrow \{1, \dots, n\}$ define the function $g_{n, \psi} : \mathcal{X}^n \rightarrow \mathcal{X}^n$ satisfying for all $(\mathbf{x}_1, \dots, \mathbf{x}_n) \in \mathcal{X}^n$ that

$$g_{n, \psi}(\mathbf{x}_1, \dots, \mathbf{x}_n) := (\mathbf{x}_{n,1}^{\psi}, \dots, \mathbf{x}_{n,n}^{\psi}) \quad (3.4)$$

where $\mathbf{x}_{n,i}^{\psi} := (x_{\psi^1(i)}^1, \dots, x_{\psi^d(i)}^d)$. The diagram in (3.5) illustrates how $g_{n, \psi}$ acts on the sample $(\mathbf{x}_1, \dots, \mathbf{x}_n)$.

$$\begin{array}{c|ccc} \mathbf{x}_1 & x_1^1 & \cdots & x_1^d \\ \vdots & \vdots & & \vdots \\ \mathbf{x}_n & x_n^1 & \cdots & x_n^d \end{array} \xrightarrow{g_{n, \psi}} \begin{array}{c|ccc} \mathbf{x}_{n,1}^{\psi} & x_{\psi^1(1)}^1 & \cdots & x_{\psi^d(1)}^d \\ \vdots & \vdots & & \vdots \\ \mathbf{x}_{n,n}^{\psi} & x_{\psi^1(n)}^1 & \cdots & x_{\psi^d(n)}^d \end{array} \quad (3.5)$$

Define

$$B_n := \{ \psi : \{1, \dots, n\} \rightarrow \{1, \dots, n\} \mid \psi \text{ is a function} \}$$

then for a subset $A_n \subseteq B_n^d$ we call the family of functions

$$g := ((g_{n, \psi})_{\psi \in A_n})_{n \in \mathbb{N}} \quad (3.6)$$

a resampling method. In the next two sections we consider two explicit tests based on this resampling method.

3.2.1 Permutation test

The permutation test is the resampling test corresponding to the resampling method in (3.6) with $A_n = (S_n)^d$, where S_n is the set of permutations on $\{1, \dots, n\}$. More precisely, we have the following definition.

Definition 3.3 (permutation test for dHSIC)

Assume Setting 1, assume $\alpha \in (0, 1)$ and for all $n \in \mathbb{N}$ and for all $\psi \in (S_n)^d$ let $g_{n, \psi}$ be defined as in (3.4). Moreover, for all $n \in \{2d, 2d+1, \dots\}$ let $\widehat{R}_n : \mathcal{X}^n \times \mathbb{R} \rightarrow [0, 1]$ be the resampling distribution functions defined for all $(\mathbf{x}_1, \dots, \mathbf{x}_n) \in \mathcal{X}^n$ and for all $t \in \mathbb{R}$ by

$$\widehat{R}_n(\mathbf{x}_1, \dots, \mathbf{x}_n)(t) := \frac{1}{(n!)^d} \sum_{\psi \in (S_n)^d} \mathbb{1}_{\{n \cdot \widehat{\text{dHSIC}}_n(g_{n, \psi}(\mathbf{x}_1, \dots, \mathbf{x}_n)) \leq t\}} \quad (3.7)$$

Then the α -resampling hypothesis test $\varphi = (\varphi_n)_{n \in \mathbb{N}}$ defined for all $n \in \{1, \dots, 2d - 1\}$ by $\varphi_n := 0$ and for all $n \in \{2d, 2d + 1, \dots\}$ and for all $(\mathbf{x}_1, \dots, \mathbf{x}_n) \in \mathcal{X}^n$ by

$$\varphi_n(\mathbf{x}_1, \dots, \mathbf{x}_n) := \mathbb{1}_{\{n \cdot \widehat{\text{dHSIC}}_n(\mathbf{x}_1, \dots, \mathbf{x}_n) > (\widehat{R}_n(\mathbf{x}_1, \dots, \mathbf{x}_n))^{-1(1-\alpha)}\}}$$

is called α -permutation test for dHSIC.

Given that the resampling method has a group structure and additionally satisfies for all \mathbf{X} with $\mathbb{P}^{\mathbf{X}} \in H_0$ that

$$g_{n,\psi}(\mathbf{X}_1, \dots, \mathbf{X}_n) \text{ is equal in distribution to } (\mathbf{X}_1, \dots, \mathbf{X}_n),$$

where $\mathbf{X}_1, \mathbf{X}_2, \dots \in \mathbb{P}^{\mathbf{X}}$, it can be shown that tests of this form have valid level. For the permutation test for dHSIC both these properties are satisfied, hence it has valid level.

Proposition 3.4 (permutation test for dHSIC has valid level)

Assume Setting 1 and let H_0 and H_A be defined as in (3.1) and (3.2). Then for all $\alpha \in (0, 1)$ the α -permutation test for dHSIC has valid level α when testing H_0 against H_A .

Proof A proof is given in Appendix C.5. □

The size of the set $(S_n)^d$ is given by $(n!)^d$, therefore computing (3.7) quickly becomes infeasible. For implementation purposes we generally use a Monte-Carlo approximated version, details are given in Section 4.2. Surprisingly, it can be shown that whenever the probability distribution $\mathbb{P}^{\mathbf{X}}$ is continuous, the Monte-Carlo approximated permutation test also has valid level, see Proposition B.9 and the comments thereafter.

3.2.2 Bootstrap test

The bootstrap test is the resampling test corresponding to the resampling method in (3.6) with $A_n = B_n^d$.

Definition 3.5 (bootstrap test for dHSIC)

Assume Setting 1, assume $\alpha \in (0, 1)$ and for all $n \in \mathbb{N}$ and for all $\psi \in B_n^d$ let the function $g_{n,\psi}$ be defined as in (3.4). Moreover, for all $n \in \{2d, 2d + 1, \dots\}$ let $\widehat{R}_n : \mathcal{X}^n \times \mathbb{R} \rightarrow [0, 1]$ be the resampling distribution functions defined for all $(\mathbf{x}_1, \dots, \mathbf{x}_n) \in \mathcal{X}^n$ and for all $t \in \mathbb{R}$ by

$$\widehat{R}_n(\mathbf{x}_1, \dots, \mathbf{x}_n)(t) := \frac{1}{n^{nd}} \sum_{\psi \in B_n^d} \mathbb{1}_{\{n \cdot \widehat{\text{dHSIC}}_n(g_{n,\psi}(\mathbf{x}_1, \dots, \mathbf{x}_n)) \leq t\}}$$

Then the resampling hypothesis test $\varphi = (\varphi_n)_{n \in \mathbb{N}}$ defined for all $n \in \{1, \dots, 2d - 1\}$ by $\varphi_n := 0$ and for all $n \in \{2d, 2d + 1, \dots\}$ and for all $(\mathbf{x}_1, \dots, \mathbf{x}_n) \in \mathcal{X}^n$ by

$$\varphi_n(\mathbf{x}_1, \dots, \mathbf{x}_n) := \mathbb{1}_{\{n \cdot \widehat{\text{dHSIC}}_n(\mathbf{x}_1, \dots, \mathbf{x}_n) > (\widehat{R}_n(\mathbf{x}_1, \dots, \mathbf{x}_n))^{-1(1-\alpha)}\}}$$

is called α -bootstrap test for dHSIC.

Unlike for the permutation test the resampling method in the bootstrap setting is no longer a group. We can therefore not expect the bootstrap test to have valid level. However, it is possible to show that it has pointwise asymptotic level and even pointwise consistency. The reason this can be done is that the resampling method in the bootstrap test is connected to the empirical product distribution $\widehat{\mathbb{P}}_n^{X^1} \otimes \dots \otimes \widehat{\mathbb{P}}_n^{X^d}$. The following theorem proves that the bootstrap test for dHSIC has pointwise asymptotic level.

Theorem 3.6 (bootstrap test for dHSIC has pointwise asymptotic level)

Assume Setting 1 and let H_0 and H_A be defined as in (3.1) and (3.2). Then for all $\alpha \in (0, 1)$ the α -bootstrap test for mHSIC has pointwise asymptotic level α when testing H_0 against H_A .

Proof A proof is given in Appendix C.6. □

Almost the same proof can be exploited to prove that the bootstrap test for dHSIC is consistent.

Theorem 3.7 (consistency of the bootstrap test for dHSIC)

Assume Setting 1 and let H_0 and H_A be defined as in (3.1) and (3.2). Then for all $\alpha \in (0, 1)$ the α -bootstrap test is pointwise consistent when testing H_0 against H_A .

Proof A proof is given in Appendix C.7. □

Similarly as for the permutation test, the size of the set $(B_n)^d$ is n^{nd} which grows quickly. Again, we may use a Monte-Carlo approximated version, see Section 4.2.

3.3 Gamma approximation

We showed in Theorem 3.2 that, if $\xi_2(h) > 0$, the asymptotic distribution of $n \cdot \widehat{\text{dHSIC}}_n$ is given by

$$\binom{2d}{2} \sum_{i=1}^{\infty} \lambda_i Z_i^2. \tag{3.8}$$

The essential idea behind the Gamma approximation (see also Gretton et al., 2005) is that a distribution of the form $\sum_{i=1}^{\infty} \lambda_i Z_i^2$ can be approximated fairly well by a Gamma distribution with matched first and second moments (see Satterthwaite, 1946, for basic empirical evidence). This has, however, only been shown empirically and there are no guarantees that it leads to good results in the large sample limit. Nevertheless, the approximation seems to work well for small d , see Section 5, and can be computed much faster than the other approaches.

Here, we approximate the distribution under the null hypothesis assuming $\xi_2(h) > 0$. By Theorem 3.2 $n \cdot \widehat{\text{dHSIC}}_n$ converges to the expectation of the distribution in (3.8) if $\xi_2(h) = 0$. If this expectation lies within the acceptance region, neglecting this case preserves the validity of the level.

The Gamma distribution with parameters α and β is denoted by $\text{Gamma}(\alpha, \beta)$ and corresponds to the distribution with density

$$f(x) = \frac{x^{\alpha-1} e^{-x/\beta}}{\beta^\alpha \Gamma(\alpha)},$$

where $\Gamma(t) = \int_0^\infty x^{t-1} e^{-x} dx$ is the Gamma function. The first two moments of the $\text{Gamma}(\alpha, \beta)$ -distributed random variable Y are given by $\mathbb{E}(Y) = \alpha\beta$ and $\text{Var}(Y) = \alpha\beta^2$. In order to match the first two moments we define for $\mathbf{X}_1, \mathbf{X}_2, \dots \stackrel{\text{i.i.d.}}{\sim} \mathbb{P}^{\mathbf{X}} \in H_0$ the two parameters

$$\alpha_n(\mathbb{P}^{\mathbf{X}}) := \frac{\left(\mathbb{E}\left(\widehat{\text{dHSIC}}_n\right)\right)^2}{\text{Var}\left(\widehat{\text{dHSIC}}_n\right)} \quad \text{and} \quad \beta_n(\mathbb{P}^{\mathbf{X}}) := \frac{n \text{Var}\left(\widehat{\text{dHSIC}}_n\right)}{\mathbb{E}\left(\widehat{\text{dHSIC}}_n\right)}.$$

Then we make the approximation

$$n \cdot \widehat{\text{dHSIC}}_n(\mathbf{X}_1, \dots, \mathbf{X}_n) \sim \text{Gamma}\left(\alpha_n(\mathbb{P}^{\mathbf{X}}), \beta_n(\mathbb{P}^{\mathbf{X}})\right). \tag{3.9}$$

In order to use this approximation in a hypothesis test we first need to find a method to calculate $\alpha_n(\mathbb{P}^{\mathbf{X}})$ and $\beta_n(\mathbb{P}^{\mathbf{X}})$ based only on the first n observations $\mathbf{X}_1, \dots, \mathbf{X}_n$. The following two propositions give expansions of the moments in terms of the kernel.

Proposition 3.8 (mean of $\widehat{\text{dHSIC}}$)

Assume Setting 1. Then under H_0 it holds that,

$$\mathbb{E}\left(\widehat{\text{dHSIC}}_n\right) = \frac{1}{n} - \frac{1}{n} \sum_{r=1}^d \left(\prod_{j \neq r} \mathbb{E}\left(k^j(X_1^j, X_2^j)\right) \right) + \frac{d-1}{n} \prod_{j=1}^d \mathbb{E}\left(k^j(X_1^j, X_2^j)\right) + \mathcal{O}(n^{-2})$$

as $n \rightarrow \infty$.

Proof A proof is given in Appendix C.8. □

Proposition 3.9 (variance of $\widehat{\text{dHSIC}}_n$)

Assume Setting 1. Then under H_0 it holds that,

$$\begin{aligned} \text{Var} \left(\widehat{\text{dHSIC}}_n \right) &= 2 \frac{(n-2d)!}{n!} \frac{(n-2d)!}{(n-4d+2)!} \left[\prod_{j=1}^d e_1(j) + (d-1)^2 \prod_{j=1}^d e_0(j)^2 \right. \\ &\quad + 2(d-1) \prod_{j=1}^d e_2(j) + \sum_{j=1}^d e_1(j) \prod_{r \neq j} e_0(r)^2 \\ &\quad - 2 \sum_{j=1}^d e_1(j) \prod_{r \neq j} e_2(r) - 2(d-1) \sum_{j=1}^d e_2(j) \prod_{r \neq j} e_0(r)^2 \\ &\quad \left. + \sum_{j \neq l} e_2(j) e_2(l) \prod_{r \neq j, l} e_0(r)^2 \right] + \mathcal{O} \left(n^{-\frac{5}{2}} \right) \end{aligned}$$

as $n \rightarrow \infty$ and where for all $j \in \{1, \dots, d\}$ we set

$$e_0(j) = \mathbb{E} \left(k^j(X_1^j, X_2^j) \right), \quad e_1(j) = \mathbb{E} \left(k^j(X_1^j, X_2^j)^2 \right), \quad e_2(j) = \mathbb{E}_{X_1^j} \left(\mathbb{E}_{X_2^j} \left(k^j(X_1^j, X_2^j) \right)^2 \right).$$

Proof A proof is given in Appendix C.9. □

Based on these two propositions we only need a method to estimate the terms $e_0(j)$, $e_1(j)$ and $e_2(j)$ for all $j \in \{1, \dots, d\}$. One could use a U-statistic (A.1) for each expectation term as this would not add any bias. It turns out, however, that a V-statistic also does not add any asymptotic bias in this particular case. This is due to Theorem A.6, which shows that the bias of a V-statistic is of order $\mathcal{O}(n^{-1})$ and hence is consumed by the error terms in Proposition 3.8 and Proposition 3.9. The V-statistics for these terms are given for all $(\mathbf{x}_1, \dots, \mathbf{x}_n) \in \mathcal{X}^n$ by

- (i) $\widehat{e}_0(j)(\mathbf{x}_1, \dots, \mathbf{x}_n) := \frac{1}{n^2} \sum_{i_1, i_2=1}^n k^j(x_{i_1}^j, x_{i_2}^j)$,
- (ii) $\widehat{e}_1(j)(\mathbf{x}_1, \dots, \mathbf{x}_n) := \frac{1}{n^2} \sum_{i_1, i_2=1}^n k^j(x_{i_1}^j, x_{i_2}^j)^2$,
- (iii) $\widehat{e}_2(j)(\mathbf{x}_1, \dots, \mathbf{x}_n) := \frac{1}{n^3} \sum_{i_2=1}^n \left(\sum_{i_1=1}^n k^j(x_{i_1}^j, x_{i_2}^j) \right)^2$.

Based on these terms we first define the estimator $\widehat{\text{Exp}}_n$ by replacing all appearances of $e_0(j)$ by $\widehat{e}_0(j)$ in the expansion of $\mathbb{E} \left(\widehat{\text{dHSIC}}_n \right)$ given in Proposition 3.8. Then define the estimator $\widehat{\text{Var}}_n$ by replacing all appearances of $e_0(j)$, $e_1(j)$ and $e_2(j)$ by $\widehat{e}_0(j)$, $\widehat{e}_1(j)$ and $\widehat{e}_2(j)$ in the expansion of $\text{Var} \left(\widehat{\text{dHSIC}}_n \right)$ given in Proposition 3.9. Finally, we define the estimator $\widehat{\alpha}_n : \mathcal{X}^n \rightarrow \mathbb{R}$ of α_n for all $(\mathbf{x}_1, \dots, \mathbf{x}_n) \in \mathcal{X}^n$ by

$$\widehat{\alpha}_n(\mathbf{x}_1, \dots, \mathbf{x}_n) := \frac{\widehat{\text{Exp}}_n(\mathbf{x}_1, \dots, \mathbf{x}_n)^2}{\widehat{\text{Var}}_n(\mathbf{x}_1, \dots, \mathbf{x}_n)} \quad (3.10)$$

and the estimator $\widehat{\beta}_n : \mathcal{X}^n \rightarrow \mathbb{R}$ of β_n for all $(\mathbf{x}_1, \dots, \mathbf{x}_n) \in \mathcal{X}^n$ by

$$\widehat{\beta}_n(\mathbf{x}_1, \dots, \mathbf{x}_n) := \frac{n \widehat{\text{Var}}_n(\mathbf{x}_1, \dots, \mathbf{x}_n)}{\widehat{\text{Exp}}_n(\mathbf{x}_1, \dots, \mathbf{x}_n)}. \quad (3.11)$$

Using these estimators we can define the following hypothesis test.

Definition 3.10 (Gamma approximation based test for dHSIC)

Assume Setting 1, let $\alpha \in (0, 1)$ and for all $n \in \mathbb{N}$ let $F_n : \mathcal{X}^n \times \mathbb{R} \rightarrow [0, 1]$ be the functions satisfying for all $(\mathbf{x}_1, \dots, \mathbf{x}_n) \in \mathcal{X}^n$ that $F_n(\mathbf{x}_1, \dots, \mathbf{x}_n)$ is the distribution function associated to the $\text{Gamma}(\widehat{\alpha}_n(\mathbf{x}_1, \dots, \mathbf{x}_n), \widehat{\beta}_n(\mathbf{x}_1, \dots, \mathbf{x}_n))$ -distribution, where $\widehat{\alpha}_n$ and $\widehat{\beta}_n$ are defined as in (3.10) and (3.11) respectively. Then the hypothesis test $\varphi = (\varphi_n)_{n \in \mathbb{N}}$ satisfying for all $n \in \{1, \dots, 2d-1\}$ that $\varphi_n := 0$ and for all $n \in \{2d, 2d+1, \dots\}$ and for all $(\mathbf{x}_1, \dots, \mathbf{x}_n) \in \mathcal{X}^n$ that

$$\varphi_n(\mathbf{x}_1, \dots, \mathbf{x}_n) := \mathbb{1}_{\{n \cdot \widehat{\text{dHSIC}}_n(\mathbf{x}_1, \dots, \mathbf{x}_n) > F_n(\mathbf{x}_1, \dots, \mathbf{x}_n)^{-1}(1-\alpha)\}}$$

is called α -Gamma approximation based test for dHSIC.

4 Implementation

We now provide details about an efficient implementation of the proposed tests and briefly comment on the choice of kernel. All methods are available in the package `dHSIC` for the R-language (R Core Team, 2014).

4.1 dHSIC estimator

In this section we describe how one can efficiently implement the $\widehat{\text{dHSIC}}$ estimator. One efficient implementation is given in Algorithm 1, where the function `Sum` takes the sum of all elements in a matrix, the function `ColumnSum` takes the sums of the columns of a matrix and the operator `*` is the element-wise multiplication operator.

Algorithm 1 computing the dHSIC V-estimator

```

1: procedure dHSIC( $\mathbf{x}_1, \dots, \mathbf{x}_n$ )
2:   for  $j = 1 : d$  do
3:      $\mathbf{K}^j \leftarrow$  Gram matrix of kernel  $k^j$  given  $\mathbf{x}_1, \dots, \mathbf{x}_n$ 
4:     term1  $\leftarrow$  ( $n \times n$ )-matrix with all entries equal to 1
5:     term2  $\leftarrow$  1
6:     term3  $\leftarrow$  ( $1 \times n$ )-matrix with all entries equal to  $\frac{2}{n}$ 
7:     for  $j = 1 : d$  do
8:       term1  $\leftarrow$  term1 *  $\mathbf{K}^j$ 
9:       term2  $\leftarrow$   $\frac{1}{n^2} \cdot$  term2 * Sum( $\mathbf{K}^j$ )
10:      term3  $\leftarrow$   $\frac{1}{n} \cdot$  term3 * ColumnSum( $\mathbf{K}^j$ )
11:    term1  $\leftarrow$  Sum(term1)
12:    term3  $\leftarrow$  Sum(term3)
13:    dHSIC  $\leftarrow$   $\frac{1}{m^2} \cdot$  term1 * term2 * term3
14:  return dHSIC

```

4.2 Permutation and bootstrap test

Fix $\alpha \in (0, 1)$ and assume we observe $(\mathbf{X}_1, \dots, \mathbf{X}_n) = (\mathbf{x}_1, \dots, \mathbf{x}_n)$. In order to apply the permutation test for dHSIC or the bootstrap test for dHSIC, one has to calculate the quantile

$$\left(\widehat{R}_n(\mathbf{x}_1, \dots, \mathbf{x}_n)\right)^{-1}(1-\alpha).$$

From the definition of \widehat{R}_n it is clear that this involves $(n!)^d$ evaluations of $\widehat{\text{dHSIC}}$ for the permutation test and n^{np} evaluations of $\widehat{\text{dHSIC}}$ for the bootstrap test. In both settings this becomes

computationally impossible rather fast as n grows. Instead of computing \widehat{R}_n explicitly one can use the Monte-Carlo approximation defined in Definition B.6. Essentially this involves calculating the p -value given by

$$\widehat{p}_n(\mathbf{x}_1, \dots, \mathbf{x}_n) := \frac{1 + |\{i \in \{1, \dots, B\} : \widehat{\text{dHSIC}}(g_{n, \psi_i}(\mathbf{x}_1, \dots, \mathbf{x}_n)) \geq \widehat{\text{dHSIC}}(\mathbf{x}_1, \dots, \mathbf{x}_n)\}|}{1 + B},$$

where $(\psi_i)_{i \in \mathbb{N}}$ is a sequence drawn from the uniform distribution on A_n (i.e. on $(S_n)^d$ for the permutation test and on B_n^d for the bootstrap test). The test then rejects the null hypothesis whenever $\widehat{p}_n(\mathbf{x}_1, \dots, \mathbf{x}_n) \leq \alpha$. The corresponding critical value is calculated according to Proposition B.10. For further details see Section B.1

For practical applications one generally fixes the value of B . Davison and Hinkley (1997) suggest to use a value of B between 99 and 999.

In the following two section we give some additional details specific to the permutation test and the bootstrap test.

4.2.1 Permutation test

As shown in the proof of Proposition 3.4 the resampling method g for the permutation test is a resampling group which satisfies the invariance conditions (B.4) and (B.5). This allows us to apply Proposition B.9 to see that the Monte-Carlo approximated permutation test has valid level for any finite B , given that we have continuous random variables as input. Algorithm 2 shows how to implement the p -value and the critical value for the Monte-Carlo approximated permutation test.

4.2.2 Bootstrap test

We showed that the bootstrap test for dHSIC has pointwise asymptotic level and is pointwise consistent. Both of these properties are preserved if we use the Monte-Carlo approximation and let B tend to infinity. Algorithm 2 shows how to implement the p -value and the critical value for the Monte-Carlo approximated bootstrap test.

4.3 Gamma approximation test

Fix $\alpha \in (0, 1)$ and assume we observe $(\mathbf{X}_1, \dots, \mathbf{X}_n) = (\mathbf{x}_1, \dots, \mathbf{x}_n)$. Implementing the Gamma approximation based α -test for dHSIC consists of four steps (see Section 3.3 for notation):

1. for all $j \in \{1, \dots, d\}$ implement the estimators $\widehat{e}_0(j), \dots, \widehat{e}_2(j)$,
2. compute the estimates $\widehat{\text{Exp}}_n(\mathbf{x}_1, \dots, \mathbf{x}_n)$ and $\widehat{\text{Var}}_n(\mathbf{x}_1, \dots, \mathbf{x}_n)$,
3. using (3.10) and (3.11) compute the estimates $\widehat{\alpha}_n(\mathbf{x}_1, \dots, \mathbf{x}_n)$ and $\widehat{\beta}_n(\mathbf{x}_1, \dots, \mathbf{x}_n)$ and
4. compute the $1 - \alpha$ quantile of the Gamma($\widehat{\alpha}_n(\mathbf{x}_1, \dots, \mathbf{x}_n), \widehat{\beta}_n(\mathbf{x}_1, \dots, \mathbf{x}_n)$)-distribution.

The hypothesis test rejects H_0 if $n \cdot \widehat{\text{dHSIC}}_n(\mathbf{x}_1, \dots, \mathbf{x}_n)$ is larger than the $1 - \alpha$ quantile of the Gamma($\widehat{\alpha}_n(\mathbf{x}_1, \dots, \mathbf{x}_n), \widehat{\beta}_n(\mathbf{x}_1, \dots, \mathbf{x}_n)$)-distribution calculated in the last step.

4.4 Choice of kernel

The choice of the kernel determines how well certain types of dependence can be detected and therefore influences the practical performance of dHSIC. For continuous data a common choice is a Gaussian kernel as defined in (2.1). It is characteristic, which ensures that all the above results hold. In particular, any type of dependence can be detected in the large sample limit. We use the median heuristic for choosing the bandwidth σ by requiring that median $\{\|\mathbf{x}_i - \mathbf{x}_j\|_{\mathbb{R}^m} : i < j\} = 2\sigma^2$. This heuristic performs quite well in many practical applications. It may be possible, however, to extend alternative approaches from two-sample testing to independence testing (e.g. Gretton

Algorithm 2 computing p -value and critical value for the permutation/bootstrap test

```
1: procedure MONTECARLO-PVALUE( $\mathbf{x}_1, \dots, \mathbf{x}_n, B$ )
2:   initialize empty  $B$ -dimensional vector  $\mathbf{T}$ 
3:   for  $k = 1 : B$  do
4:     initialize  $d$ -dimensional vectors  $\tilde{\mathbf{x}}_1, \dots, \tilde{\mathbf{x}}_n$ 
5:     for  $j = 1 : d$  do
6:        $\psi \leftarrow$  random element from  $S_n$  (permutation) or  $\{1, \dots, n\}^n$  (bootstrap)
7:       for  $i = 1 : n$  do
8:          $\tilde{\mathbf{x}}_i[j] \leftarrow \mathbf{x}_{\psi(i)}[j]$ 
9:        $\mathbf{T}[k] \leftarrow \text{dHSIC}(\tilde{\mathbf{x}}_1, \dots, \tilde{\mathbf{x}}_n)$ 
10:   $\text{tmp} \leftarrow \#\{k \in \{1, \dots, B\} \mid \mathbf{T}[k] \geq \text{dHSIC}(\mathbf{x}_1, \dots, \mathbf{x}_n)\}$ 
11:   $\text{pval} \leftarrow (\text{tmp} + 1)/(B + 1)$ 
12:  return  $\text{pval}$ 

13: procedure MONTECARLO-CRITVAL( $\mathbf{x}_1, \dots, \mathbf{x}_n, B, \alpha$ )
14:   initialize empty  $B$ -dimensional vector  $\mathbf{T}$ 
15:   for  $k = 1 : B$  do
16:     initialize  $d$ -dimensional vectors  $\tilde{\mathbf{x}}_1, \dots, \tilde{\mathbf{x}}_n$ 
17:     for  $j = 1 : d$  do
18:        $\psi \leftarrow$  random element from  $S_n$  (permutation) or  $\{1, \dots, n\}^n$  (bootstrap)
19:       for  $i = 1 : n$  do
20:          $\tilde{\mathbf{x}}_i[j] \leftarrow \mathbf{x}_{\psi(i)}[j]$ 
21:      $\mathbf{T}[k] \leftarrow n \cdot \text{dHSIC}(\tilde{\mathbf{x}}_1, \dots, \tilde{\mathbf{x}}_n)$ 
22:   $\text{tmp} \leftarrow \#\{k \in \{1, \dots, B\} \mid \mathbf{T}[k] = \text{dHSIC}(\mathbf{x}_1, \dots, \mathbf{x}_n)\}$ 
23:   $\text{ind} \leftarrow \lceil (B + 1) \cdot (1 - \alpha) \rceil + \text{tmp}$ 
24:  if  $\text{ind} \leq B$  then
25:     $\mathbf{S} \leftarrow \text{sort}(\mathbf{T})$  (in ascending order)
26:     $\text{critval} \leftarrow \mathbf{S}[\text{ind}]$ 
27:  else
28:     $\text{critval} \leftarrow \infty$ 
29:  return  $\text{critval}$ 
```

et al., 2012). For discrete data, we choose a trivial kernel defined by $k(x, y) := \mathbb{1}_{\{x=y\}}$. In our experiments in Section 5 we use a Gaussian kernel with median heuristic for continuous data and a trivial kernel for the discrete data.

Note that the level and consistency results from Section 3 have been developed for a fixed kernel, they do not necessarily hold if the kernel (e.g. its bandwidth) is estimated from data. To circumvent this problem, one could split the sample, estimate the kernel parameters on the first part of the data and perform the testing procedure with the fixed kernel on the second part.

5 Experiments

5.1 Competing method

For comparison purposes we use a multiple testing version of the two variable HSIC test. The idea is that if we can group several variables together, we can test the newly constructed multi-variate variable against a different variable using the two variable HSIC. In order to test for joint independence we use the following testing sequence,

1. use HSIC to test whether X^d is independent of $[X^1, \dots, X^{d-1}]$,
2. use HSIC to test whether X^{d-1} is independent of $[X^1, \dots, X^{d-2}]$,
- \vdots
- $d-1$. use HSIC to test whether X^2 is independent of X^1 .

Finally, we account for the increased family-wise error rate using the Bonferroni correction, i.e. we perform all tests at level $\alpha/(d-1)$ and reject the null hypothesis if any of the individual tests rejects the null hypothesis. In the following sections we refer to this test simply as HSIC.

This method is of course not restricted to HSIC but can be performed for any two variable independence test. There are, however, several immediate drawbacks to this method. Firstly, it is known that Bonferroni procedures are often conservative in the sense that they accept the null hypothesis too often. This becomes particularly evident if this procedure is combined with a permutation test based HSIC. In that case it can be shown that the smallest possible p-value after the Bonferroni correction is given by $(d-1)/(B+1)$ and hence for $B=100$ the test will not be able to reject the null hypothesis at a level of 5% if $d > 6$. At last, such a test is asymmetric in the d random variables and depends on the order of the random variables.

5.2 Causal inference

In causal discovery, we aim at estimating the causal structure from an observed joint distribution. More formally, we consider additive noise models (Peters et al., 2014) with additive nonlinear functions and Gaussian noise variables (Bühlmann et al., 2014); these are special cases of structural equation models (Pearl, 2009). Assume that the distribution $\mathbb{P}^{\mathbf{X}}$ of a d -dimensional random vector $\mathbf{X} = (X^1, \dots, X^d)$ is induced by a collection of d structural equations

$$X^j := \sum_{k \in \mathbf{PA}^j} f^{j,k}(X^k) + N^j, \quad j \in \{1, \dots, d\}, \quad (5.1)$$

with \mathbf{PA}^j being the parents of j in the associated DAG \mathcal{G}_0 . The noise variables N^1, \dots, N^d are normally distributed and are assumed to be jointly independent. An important question in causality is whether the causal structure, in this case \mathcal{G} , can be inferred from the observational distribution $\mathbb{P}^{\mathbf{X}}$. While this is impossible for general structural equation models (e.g. Peters et al., 2014, Proposition 9), the additive noise structure renders the graph identifiable. That is, if $f^{j,k}$ are assumed to be nonlinear, any other additive noise model (5.1) with a structure different from \mathcal{G}_0 cannot induce the distribution $\mathbb{P}^{\mathbf{X}}$ (see Peters et al., 2014, Corollary 31, for the full result). In other words, using conditional means as functions in the SEM, the corresponding residual variables will not be jointly independent.

We therefore propose the following method for structure learning using generalized additive model regression (GAM) (Wood and Augustin, 2002).

DAG verification method

Given: observations $\mathbf{X}_1, \dots, \mathbf{X}_n$ and a candidate DAG \mathcal{G}

- 1) Use generalized additive model regression (GAM) to regress each node X^j on all its parents \mathbf{PA}^j and denote the resulting vector of residuals by \mathbf{res}^j .
- 2) Perform a d -variable joint independence test (e.g. dHSIC) to test whether $(\mathbf{res}^1, \dots, \mathbf{res}^d)$ is jointly independent.
- 3) If $(\mathbf{res}^1, \dots, \mathbf{res}^d)$ is jointly independent, then the DAG is not rejected.

We can also use this DAG verification method to find the correct DAG by performing the check for all possible DAGs with the correct number of nodes. In practice, we expect this method to accept also supergraphs of the correct graph \mathcal{G}_0 , which can be overcome by a variable selection method. Since this work concentrates on the dependence structure among the residuals, we instead consider only fully connected DAGs in the experiments (Section 5.3.4). In practice, we do not want to iterate over all possible graphs. A more efficient method, which is based on a similar idea, is the RESIT (regression with subsequent independence test) algorithm described in Peters et al. (2014, Section 4.1). Also the efficient method CAM (Bühlmann et al., 2014) could be equipped with a joint independence test as a model check.

5.3 Results

In this section we perform simulations to verify the properties of the three hypothesis tests derived in the previous section. We separate the experiments into five parts: level analysis, power analysis, runtime analysis and causal inference on simulated and a real world data set.

5.3.1 Level analysis

In Section 3 we proved the following results.

- (i) The permutation test has valid level (even the Monte-Carlo approximated test with any B).
- (ii) The bootstrap test has pointwise asymptotic level.
- (iii) The Gamma approximation based test has no guarantee for level.

We verify these results numerically by considering two examples of fixed elements $\mathbb{P}^{\mathbf{X}} \in H_0$. In both examples we simulate $m = 1000$ realizations of $\mathbf{X}_1, \dots, \mathbf{X}_n \stackrel{\text{iid}}{\sim} \mathbb{P}^{\mathbf{X}}$ for different sample sizes n and check how often each of the four hypothesis tests reject the null hypothesis.

Simulation 1 (testing level - three continuous variables)

Consider $X^1, X^2, X^3 \stackrel{\text{iid}}{\sim} \mathcal{N}(0, 1)$, then for $\mathbf{X} = (X^1, X^2, X^3)$ it holds that

$$\mathbb{P}^{\mathbf{X}} = \mathbb{P}^{X^1} \otimes \mathbb{P}^{X^2} \otimes \mathbb{P}^{X^3} \in H_0,$$

where H_0 is the null hypothesis defined in (3.1). Set $\alpha = 0.05$, $B = 25$, and $n \in \{100, 200, \dots, 1000\}$. The rejection rates for the corresponding four hypothesis tests (permutation, bootstrap, Gamma approximation and eigenvalue) based on $m = 1000$ repeated draws of \mathbf{X} are plotted in Figure 1.

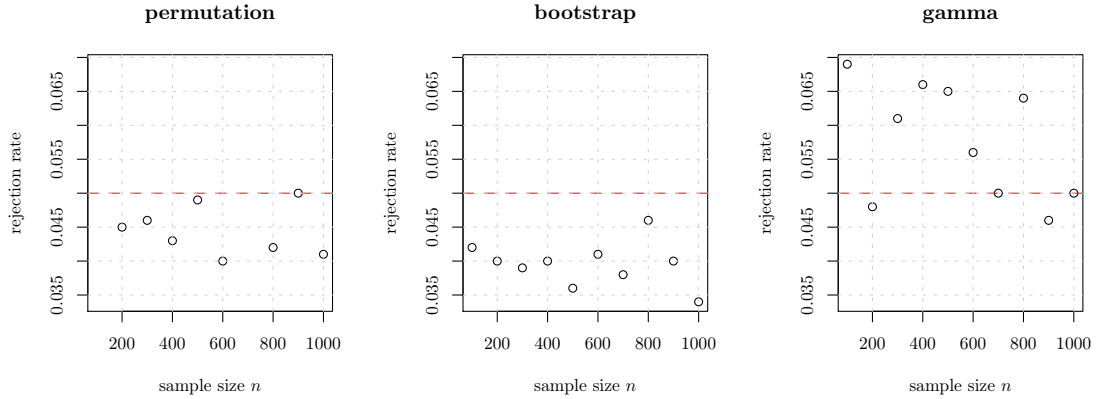


Figure 1: Simulation 1 (testing level - three continuous variables): Rejection rates, based on $m = 1000$ repetitions, for each of the three different hypothesis tests based on dHSIC. The test has valid level if the rejection rate does not lie far above the dotted red line at 0.05.

Simulation 2 (testing level - continuous and discrete variables)

Consider $X^1 \sim \mathcal{N}(0,1)$ and $X^2 \sim \text{Bin}(20,0.2)$ with X^1 and X^2 independent. Then for $\mathbf{X} = (X^1, X^2)$ it holds that

$$\mathbb{P}^{\mathbf{X}} = \mathbb{P}^{X^1} \otimes \mathbb{P}^{X^2} \in H_0,$$

where H_0 is the null hypothesis defined in (3.1). Set $\alpha = 0.05$, $B = 100$, and $n \in \{100, 200, \dots, 1000\}$. The rejection rates for the corresponding four hypothesis tests (permutation, bootstrap, Gamma approximation and eigenvalue) based on $m = 1000$ repeated draws of \mathbf{X} are plotted in Figure 2.

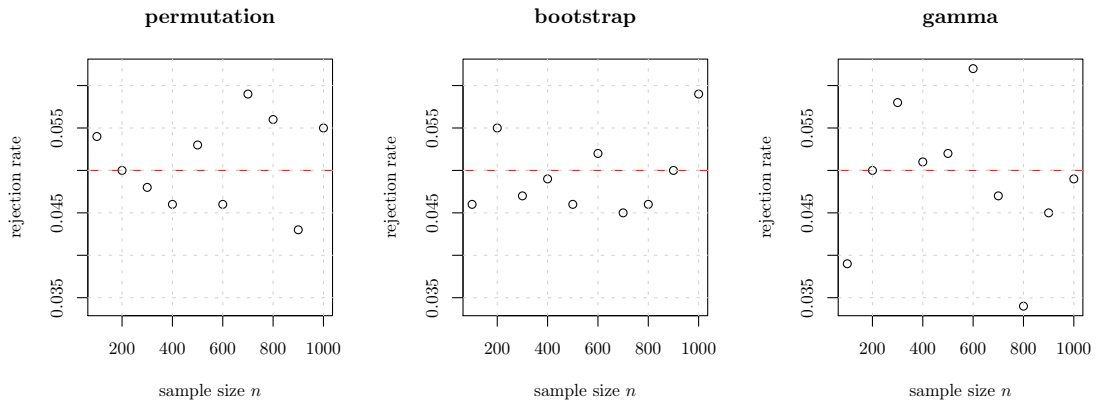


Figure 2: Simulation 2 (testing level - continuous and discrete variables): Rejection rates, based on $m = 1000$ repetitions, for each of the three different hypothesis tests based on dHSIC. The test has valid level if the rejection rate does not lie far above the dotted red line at 0.05.

In both simulations we get similar results. We collect the most important observations.

- (i) The permutation test achieves level α . This corresponds to what has been proved in the previous section. As mentioned above, this result is rather surprising as it does not depend on the choice of B , which in Simulation 1 is very small ($B = 25$).
- (ii) The bootstrap test appears to achieve level α in most cases, even though we only proved

that it has pointwise asymptotic level. This is due to the conservative choice of the p -value in the Monte-Carlo approximation of the bootstrap test.

- (iii) The Gamma approximation based test, at least in these two examples, has level close to α but often slightly exceeds the required level. For larger values of d the Gamma approximation seems to break down. For instance, if we perform Simulation 1 with 10 variables instead of three the rejection rate for a sample size of $n = 100$ is 0.40 and even for $n = 200$ it is still 0.21. The bootstrap test on the other hand is not affected in this way (in the same setting we get 0.03 for $n = 100$ and 0.04 for $n = 200$).

5.3.2 Power analysis

Assessing the power of a test can be done for many different alternatives. Here, we show two examples, one favoring dHSIC, another one favoring the multiple testing approach with running HSIC $d - 1$ times.

Simulation 3 (comparing power - single edge)

For an additive noise model over random variables X^1, \dots, X^d ,

$$X^j := \sum_{k \in \text{PA}^j} f^{j,k}(X^k) + N^j, \quad j \in \{1, \dots, d\},$$

with corresponding DAG \mathcal{G} , we sample data in the following way. The noise variables are Gaussian with a standard deviation sampled uniformly between $\sqrt{2}$ and 2. Nodes without parents follow a Gaussian distribution with standard deviation sampled uniformly between $5\sqrt{2}$ and $5 \cdot 2$. The functions $f^{j,k}$ are sampled from a Gaussian process with Gaussian kernel and bandwidth one.

In this Simulation 3 we choose $d = 4$ and \mathcal{G} to be the graph that contains $1 \rightarrow 2$ as a single edge. We expect that this setting favors the multiple testing approach: due to its dependence on the order of the variables, it tests X_1 against X_2 .

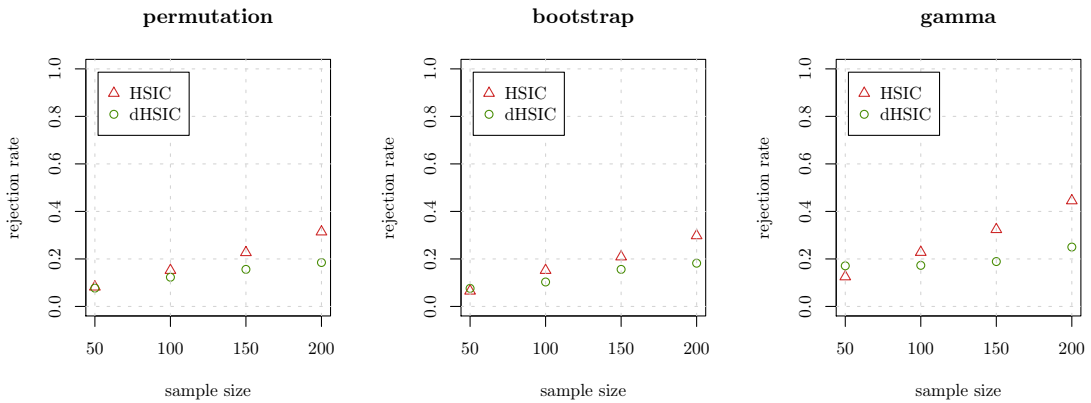


Figure 3: Simulation 3 (comparing power - single edge): Rejection rates, based on $m = 1000$ repetitions, for each of the three different hypothesis tests. The example (in particular the chosen order of variables) is constructed to favor the pairwise testing approach (HSIC). It performs only slightly better than dHSIC.

Simulation 4 (comparing power - full DAG)

We simulate the data as described in Simulation 3 but this time using a (randomly chosen) full DAG \mathcal{G} over $d = 4$ variables, i.e. every pair of two nodes is connected. We expect that this setting favors dHSIC.

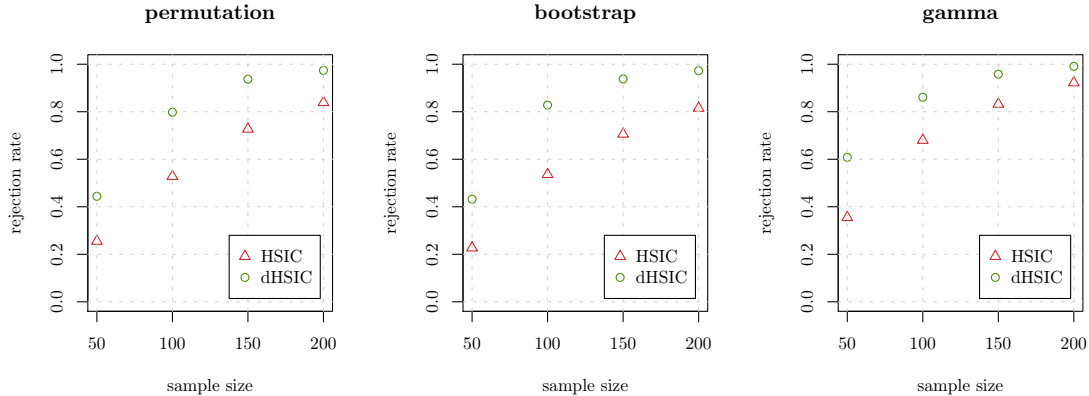


Figure 4: Simulation 4 (comparing power - full DAG): Rejection rates, based on $m = 1000$ repetitions, for each of the three different hypothesis tests. As expected, dHSIC outperforms the competing method HSIC that is based on pairwise independence tests.

5.3.3 Runtime analysis

We also compare the runtime of the dHSIC test with the runtime of the multiple testing approach for HSIC. The computational complexity for the dHSIC test statistic is $\mathcal{O}(dn^2)$ as can be seen from the considerations in Section 4.1. The multiple testing approach for HSIC computes HSIC $d-1$ times, which appears to result in the same computational complexity. But since the dimension of the input variables for the HSIC tests often depends on d , too (at least in common settings such as for the Gaussian kernel), we end up with a computational complexity of $\mathcal{O}(d^2n^2)$. We numerically test these computational complexities by two simulations. In the first simulation we fix n vary d vary; in the second simulation we fix d and vary n . The results are presented in Figure 5.

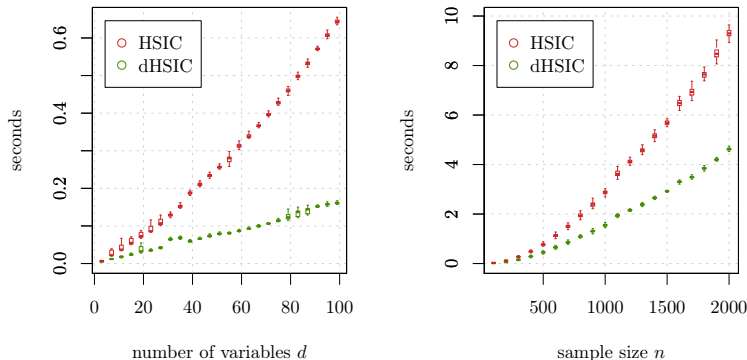


Figure 5: runtime analysis: (left) varying number of variables and fixed sample size ($n = 100$) and (right) varying sample size and fixed number of variables ($d = 10$).

5.3.4 Causal inference (simulated data)

We now apply both tests to the DAG verification method described in Section 5.2. As in Simulation 3, we simulate data from an additive noise model. Here, we randomly choose a fully connected DAG \mathcal{G} over $d = 4$ nodes and choose Gaussian distributed noise variables with standard deviation sampled uniformly between $1/5$ and $\sqrt{2}/5$ instead of $\sqrt{2}$ and 2. We then report how often (out of $m = 1000$), the largest p -value leads to the correct DAG. Because of its computational advantage,

we show the tests based on the Gamma approximation, which works reasonably well for four nodes (strictly speaking, we only use the relative size of the p -values). The proposed dHSIC recovers the correct DAG in more cases than the pairwise approach, see Figure 6.

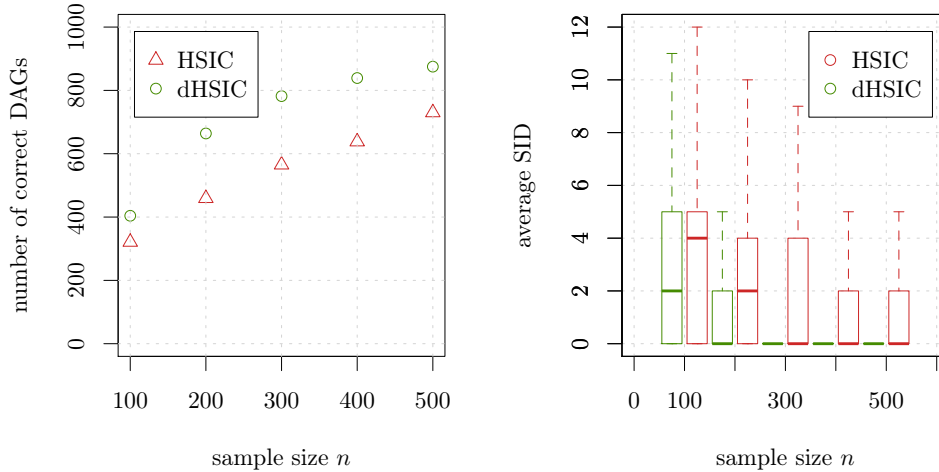


Figure 6: Causal inference example ($m = 1000$ repetitions): (left) shows how often each method estimated the correct DAG, (right) shows the average structural intervention distance (SID, small is good) between the estimated and the correct DAG for each method (Peters and Bühlmann, 2015).

5.3.5 Causal inference (real data example)

In this section we apply the DAG verification method introduced at the end of Section 5.2 to real world data. Given 349 measurements of the variables Altitude, Temperature and Sunshine³, we try to determine the correct causal structure. For three variables there exist a total of 25 possible DAGs. We use the permutation test for dHSIC (with $B = 1000$) and the multiple testing approach for HSIC (also with a permutation test and $B = 1000$) to every possible DAG and compare the resulting p -values. The result is shown in Figure 7 (left).

The model with the largest p -value is the one represented by DAG 25, which is given in Figure 7 (right). This causal structure makes sense from our physical understanding, as we would expect altitude to effect both sunshine and temperature. The effect of temperature on sunshine could be explained by intermediate latent variables such as clouds or fog.

The plot illustrates that the dHSIC based test is able to reject all incorrect models, even for very low thresholds. The competing HSIC method on the other hand is not able to reject all incorrect DAGs, for example DAG 12 has a p -value of about 0.01 but contains an edge from Sunshine to Altitude, which is clearly the wrong causal direction.

³The dataset is taken from Mooij et al. (2016, pair0001.txt and pair0004.txt).

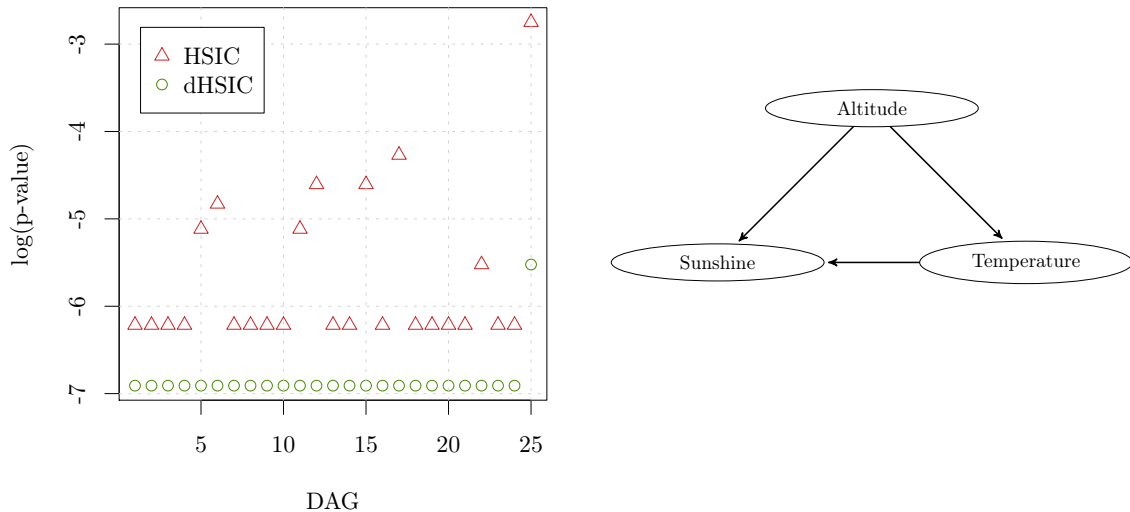


Figure 7: Real world data example: The left plot shows $\log(p\text{-value})$ for each DAG over three nodes after applying the DAG verification method. Even for small thresholds dHSIC is able to reject all incorrect models, while the competing HSIC method cannot. The graphical representation of DAG 25 is shown on the right.

6 Summary

We introduced a measure of joint dependence between d variables, which we call the d -variable Hilbert-Schmidt independence criterion (dHSIC). We thereby extended the two-variable Hilbert-Schmidt independence criterion (HSIC). As in the HSIC case, we proposed an estimator of dHSIC using a V -statistic and derived important properties of its asymptotic distribution. This allowed us to construct three different hypothesis tests; a permutation test based on the estimated dHSIC (Definition 3.3), a bootstrap test based on the estimated dHSIC (Definition 3.5) and a test based on a Gamma approximation (Definition 3.10).

We were able to prove several properties for these tests. First and foremost we proved that the bootstrap test achieves pointwise asymptotic level (Theorem 3.6) and is consistent (Theorem 3.7) for detecting any fixed alternative with asymptotic power equal to one. We are not aware of any other non-parametric independence test for $d \geq 2$ variables with these properties. Moreover, we proved that the permutation test achieves valid level in Proposition 3.4. In particular, we also showed that this property carries over to the Monte-Carlo approximated version of the permutation test. Using the theory on V -statistics, we were able to compute the mean and variance of the estimator of dHSIC in Proposition 3.8 and Proposition 3.9, hence extending the heuristic used for the Gamma approximation based test to $d \geq 2$ variables. Although this test has no guarantees on level and consistency, it is computationally very fast and therefore of particular interest for practical applications.

We considered various simulations illustrating the advantages of dHSIC over a multiple testing based version of a pairwise approach with HSIC. Notably, dHSIC is computationally less expensive and the pairwise approach with Monte-Carlo approximation (for fixed B) is not able to reject the null hypothesis for sufficiently large d . We also outlined applications for model selection in causal inference which are based on joint independence of error terms in structural equation models, using simulated and real data. Our experiments for causal inference showed that both on real and simulated data dHSIC outperforms the multiple testing approach.

A Further results on V-statistics

In this section we extend some of the commonly known results about U-statistics to V-statistics. An overview of the theory of U-statistics can be found in Serfling (1980). Most similar generalizations in literature only apply to V-statistics of degree 2; we now extend the results to V-statistics of arbitrary order. Throughout this section we will heavily use the following setting.

Setting 2 (U- and V-statistics)

Let $n \in \mathbb{N}$, $q \in \{1, \dots, n\}$, \mathcal{X} a metric space, $(\Omega, \mathcal{F}, \mathbb{P})$ a probability space, $X : \Omega \rightarrow \mathcal{X}$ a random variable with law \mathbb{P}^X and $(X_i)_{i \in \mathbb{N}}$ a sequence of iid copies of X , i.e., $(X_i)_{i \in \mathbb{N}} \stackrel{iid}{\sim} \mathbb{P}^X$.

The sequence $(X_i)_{i \in \mathbb{N}}$ should be seen as the generating process of observations.

For completeness, we now introduce the U-statistic. Define the set of all combinations of q elements on $\{1, \dots, n\}$ by

$$\mathbf{C}_q(n) := \{(i_1, \dots, i_q) \in \{1, \dots, n\} : i_1 < \dots < i_q\}.$$

The U-statistic

$$U_n(g) := \binom{n}{q}^{-1} \sum_{\mathbf{C}_q(n)} g(X_{i_1}, \dots, X_{i_q}), \quad (\text{A.1})$$

estimates the statistical functional

$$\theta_g := \theta_g(\mathbb{P}^X) := \mathbb{E}(g(X_1, \dots, X_q)),$$

see (2.2) for the corresponding V-statistic. An alternative representation which also appears in literature is given by setting

$$U_n^*(g) := \frac{1}{(n)_q} \sum_{\mathbf{P}_q(n)} g(X_{i_1}, \dots, X_{i_q}),$$

with $\mathbf{P}_q(n) := \{(i_1, \dots, i_q) \in \{1, \dots, n\} : i_1, \dots, i_q \text{ distinct}\}$ and $(n)_q := \frac{n!}{(n-q)!} = |\mathbf{P}_q(n)|$. It is straightforward to see that $U_n^*(g) = U_n(g)$.

A.1 Connection between U-statistics and V-statistics

To derive the asymptotic distribution of V-statistics we show that V-statistics are in an appropriate sense good approximations of U-statistics. In order to show results of this type we require some kind of boundedness condition on the core function. The next definition introduces such a condition.

Definition A.1 (total boundedness condition)

Let $r \in \mathbb{N}$, assume Setting 2 and let $g \in \mathcal{L}^r((\mathbb{P}^X)^{\otimes q}, |\cdot|_{\mathbb{R}})$ be a core function. Then we say that g satisfies the total boundedness condition of order r if for all $(i_1, \dots, i_q) \in \mathbf{M}_q(q)$ it holds that

$$\mathbb{E} [|g(X_{i_1}, \dots, X_{i_q})|^r] < \infty.$$

In particular, this condition is fulfilled if the core function g is a bounded function.

The following result is due to Serfling (1980, Lemma, Section 5.7.3).

Lemma A.2 (connection between U- and V-statistics)

Let $r \in \mathbb{N}$, assume Setting 2 and let $g \in \mathcal{L}^r((\mathbb{P}^X)^{\otimes q}, |\cdot|_{\mathbb{R}})$ be a core function satisfying the total boundedness condition of order r . Then it holds that

$$\mathbb{E} [|U_n(g) - V_n(g)|^r] = \mathcal{O}(n^{-r})$$

as $n \rightarrow \infty$.

In order to prove some of the asymptotic statements of V-statistics we require a stronger way of comparing V-statistics with U-statistics than that given in Lemma A.2. For example, when computing the asymptotic variance of a V-statistic up to an order of n^{-2} by comparison with the variance of a U-statistic, we need to estimate the second moment of the difference to an order of $n^{-(2+\varepsilon)}$. Hence, the result in Lemma A.2 is not sufficient. The following technical lemma gives a decomposition of a V-statistic into the corresponding U-statistic and some remainder terms. We are not aware of a similar result in literature.

Lemma A.3 (decomposition of a V-statistic)

Assume Setting 2 and let $g \in \mathcal{L}^1((\mathbb{P}^X)^{\otimes q}, |\cdot|_{\mathbb{R}})$ be a core function. For all $k \in \{1, \dots, q-1\}$, $l \in \{k+1, \dots, q\}$ let $\pi^{kl} : \{1, \dots, q\} \rightarrow \{1, \dots, q-1\}$ be the unique surjective functions with the property that $\pi^{kl}(k) = \pi^{kl}(l) = 1$ and for all $i, j \in \{1, \dots, q\} \setminus \{k, l\}$ with $i < j$ it holds that $\pi^{kl}(i) < \pi^{kl}(j)$. Define for all $x_1, \dots, x_{q-1} \in \mathcal{X}$ the function

$$w(x_1, \dots, x_{q-1}) := \sum_{k=1}^{q-1} \sum_{l=k+1}^q g(x_{\pi^{kl}(1)}, \dots, x_{\pi^{kl}(q)}).$$

and set $B := \{(i_1, \dots, i_q) \in \mathbf{M}_q(n) \mid \text{at most } q-2 \text{ distinct values}\}$. Then it holds that

$$\begin{aligned} nV_n(g) &= (1 + \mathcal{O}(n^{-1})) U_n(w) \\ &\quad + (1 + \mathcal{O}(n^{-1})) \frac{(n-q+1)!}{n!} \sum_{(i_1, \dots, i_q) \in B} g(X_{i_1}, \dots, X_{i_q}) \\ &\quad - \left(\binom{q}{2} + \mathcal{O}(n^{-1}) \right) U_n(g) \\ &\quad + nU_n(g) \end{aligned}$$

and $|B| = \mathcal{O}(n^{q-2})$ as $n \rightarrow \infty$.

Proof We begin by introducing

$$S_n = \frac{1}{(n)_{q-1}} \left(\sum_{\mathbf{M}_q(n)} g(X_{i_1}, \dots, X_{i_q}) - \sum_{\mathbf{P}_q(n)} g(X_{i_1}, \dots, X_{i_q}) \right)$$

and

$$A = \{(i_1, \dots, i_q) \in \mathbf{M}_q(n) \mid \text{at most } q-1 \text{ distinct values}\}.$$

Then, observe that $A = \mathbf{M}_q(n) \setminus \mathbf{P}_q(n)$ and

$$\begin{aligned} A \setminus B &= \{(i_1, \dots, i_q) \in \mathbf{M}_q(n) \mid \text{exactly } q-1 \text{ distinct values}\} \\ &= \left\{ (i_{\pi^{kl}(1)}, \dots, i_{\pi^{kl}(q)}) \mid (i_1, \dots, i_{q-1}) \in \mathbf{P}_{q-1}(n), \right. \\ &\quad \left. k \in \{1, \dots, q-1\}, l \in \{k+1, \dots, q\} \right\}. \end{aligned}$$

Therefore, it holds that $|A| = n^q - (n)_q$ and $|A \setminus B| = \frac{q(q-1)}{2} (n)_{q-1}$. Using this we get

$$\begin{aligned} |B| &= |A| - |A \setminus B| \\ &= n^q - (n)_q - \frac{q(q-1)}{2} (n)_{q-1} \\ &= n^q - n(n-1) \cdots (n-(q-1)) - \frac{q(q-1)}{2} n(n-1) \cdots (n-(q-2)) \\ &= n^q - n^q + \frac{q(q-1)}{2} n^{q-1} + \mathcal{O}(n^{q-2}) - \frac{q(q-1)}{2} n^{q-1} + \mathcal{O}(n^{q-2}) \\ &= \mathcal{O}(n^{q-2}) \end{aligned}$$

as $n \rightarrow \infty$. We can now make the following calculation

$$\begin{aligned}
S_n &= \frac{1}{(n)_{q-1}} \left(\sum_{\mathbf{M}_q(n)} g(X_{i_1}, \dots, X_{i_q}) - \sum_{\mathbf{P}_q(n)} g(X_{i_1}, \dots, X_{i_q}) \right) \\
&= \frac{1}{(n)_{q-1}} \sum_A g(X_{i_1}, \dots, X_{i_q}) \\
&= \frac{1}{(n)_{q-1}} \sum_{\mathbf{P}_{q-1}(n)} w(X_{i_1}, \dots, X_{i_{q-1}}) + \frac{1}{(n)_{q-1}} \sum_B g(X_{i_1}, \dots, X_{i_q}) \\
&= U_n^*(w) + \frac{1}{(n)_{q-1}} \sum_B g(X_{i_1}, \dots, X_{i_q}). \tag{A.2}
\end{aligned}$$

Finally, we can decompose $nV_n(g)$ as follows

$$\begin{aligned}
nV_n(g) &= \frac{1}{n^{q-1}} \sum_{\mathbf{M}_q(n)} g(X_{i_1}, \dots, X_{i_q}) - \frac{1}{n^{q-1}} \sum_{\mathbf{P}_q(n)} g(X_{i_1}, \dots, X_{i_q}) \\
&\quad + \frac{1}{n^{q-1}} \sum_{\mathbf{P}_q(n)} g(X_{i_1}, \dots, X_{i_q}) \\
&= \frac{(n)_{q-1}}{n^{q-1}} S_n + \frac{(n)_q}{n^{q-1}} U_n^*(g) \\
&= (1 + \mathcal{O}(n^{-1})) S_n + \left(n - \frac{q(q-1)}{2} + \mathcal{O}(n^{-1}) \right) U_n(g) \\
&= (1 + \mathcal{O}(n^{-1})) S_n - \left(\binom{q}{2} + \mathcal{O}(n^{-1}) \right) U_n(g) + nU_n(g). \tag{A.3}
\end{aligned}$$

Combining (A.2) and (A.3) completes the proof of Lemma A.3. \square

A.2 Consistency of V-statistics

The following theorem is the counterpart of Serfling (1980, Theorem A, Section 5.4) for V-statistics. The proof is a direct application of Lemma A.2 and Serfling (1980, Theorem A, Section 5.4).

Theorem A.4 (consistency of a V-statistic)

Assume Setting 2 and let $g \in \mathcal{L}^1((\mathbb{P}^X)^{\otimes q}, |\cdot|_{\mathbb{R}})$ be a symmetric core function satisfying the total boundedness condition of order 1. Then

$$V_n(g) \xrightarrow{\mathbb{P}} \theta_g$$

as $n \rightarrow \infty$.

Proof By Serfling (1980, Theorem A, Section 5.4) it holds that

$$U_n(g) \xrightarrow{\mathbb{P}} \theta_g$$

as $n \rightarrow \infty$. Furthermore, by Lemma A.2 we have that

$$\mathbb{E}|U_n(g) - V_n(g)| = \mathcal{O}(n^{-1})$$

as $n \rightarrow \infty$. Since convergence in L^1 implies convergence in probability we obtain

$$V_n(g) \xrightarrow{\mathbb{P}} \theta_g$$

as $n \rightarrow \infty$, which completes the proof of Theorem A.4. \square

A.3 Variance of V-statistics

In the degenerate setting $\xi_1 = 0$, Lemma A.3 allows us to show that the variance of a V-statistic is equal to that of a U-statistic up to a certain order of n . Its proof relies on Lemma A.3.

Theorem A.5 (asymptotic variance of a V-statistic)

Assume Setting 2 and let $g \in \mathcal{L}^2((\mathbb{P}^X)^{\otimes q}, |\cdot|_{\mathbb{R}})$ be a bounded core function satisfying $\xi_1 = 0$. Then it holds that

$$\text{Var}(V_n(g)) = \binom{n}{q}^{-1} \binom{q}{2} \binom{n-q}{q-2} \xi_2 + \mathcal{O}\left(n^{-\frac{5}{2}}\right)$$

as $n \rightarrow \infty$.

Proof It holds that

$$\text{Var}(V_n(g)) = \text{Var}(V_n(\tilde{g})),$$

which implies that without loss of generality we can assume that $\theta_g = 0$. By Lemma A.3 we get that

$$\begin{aligned} nV_n(g) &= (1 + \mathcal{O}(n^{-1})) S_n \\ &\quad - \left(\binom{q}{2} + \mathcal{O}(n^{-1}) - n \right) U_n(g) \end{aligned} \tag{A.4}$$

as $n \rightarrow \infty$, where $S_n = U_n(w) + \frac{1}{\binom{n}{q-1}} \sum_B g(X_{i_1}, \dots, X_{i_q})$. Applying Serfling (1980, Lemma A, Section 5.2.1) results in

$$\text{Var}(U_n(g)) = \binom{n}{q}^{-1} \binom{q}{2} \binom{n-q}{q-2} \xi_2 + \mathcal{O}(n^{-3}) \tag{A.5}$$

and

$$\text{Var}(U_n(w)) = \mathcal{O}(n^{-1}). \tag{A.6}$$

Moreover, using that g is bounded it holds that

$$\begin{aligned} &\text{Var}\left(\frac{1}{\binom{n}{q-1}} \sum_B g(X_{i_1}, \dots, X_{i_q})\right) \\ &\leq \frac{1}{\binom{n}{q-1}^2} \mathbb{E}\left(\left|\sum_B g(X_{i_1}, \dots, X_{i_q})\right|^2\right) \\ &\leq \frac{1}{\binom{n}{q-1}^2} \sum_{(i_1, \dots, i_q) \in B} \sum_{(j_1, \dots, j_q) \in B} \mathbb{E}\left(\left|g(X_{i_1}, \dots, X_{j_q})g(X_{i_1}, \dots, X_{j_q})\right|\right) \\ &\leq \frac{C|B|^2}{\binom{n}{q-1}^2} = \mathcal{O}(n^{-2}). \end{aligned} \tag{A.7}$$

So combining (A.6) and (A.7) shows that

$$\text{Var}(S_n) = \mathcal{O}(n^{-1}) \tag{A.8}$$

and

$$\text{Cov}(U_n(g), S_n) \leq (\text{Var}(U_n(g)) \text{Var}(S_n))^{\frac{1}{2}} = \mathcal{O}\left(n^{-\frac{3}{2}}\right). \tag{A.9}$$

Finally, use (A.4), (A.5), (A.8) and (A.9) to get

$$\begin{aligned}
\text{Var}(nV_n(g)) &= (1 + \mathcal{O}(n^{-1}))^2 \text{Var}(S_n) \\
&\quad + \left(\binom{q}{2} + \mathcal{O}(n^{-1}) - n\right)^2 \text{Var}(U_n(g)) \\
&\quad - 2(1 + \mathcal{O}(n^{-1})) \left(n + \binom{q}{2} + \mathcal{O}(n^{-1})\right) \text{Cov}(U_n(g), S_n) \\
&= \mathcal{O}(1) \text{Var}(S_n) + (n^2 + \mathcal{O}(n)) \text{Var}(U_n(g)) + \mathcal{O}(n) \text{Cov}(U_n(g), S_n) \\
&= n^2 \binom{n}{q}^{-1} \binom{q}{2} \binom{n-q}{q-2} \xi_2 + \mathcal{O}\left(n^{-\frac{1}{2}}\right).
\end{aligned}$$

Dividing by n^2 completes the proof of Theorem A.5. \square

It is possible to get a similar result in the non-degenerate case $\xi_1 > 0$. In that case similar reasoning as in the proof above can be used to get a formula for the variance of the V-statistic.

A.4 Bias of V-statistics

As a further consequence of Lemma A.3 the bias of a V-statistic can be explicitly expressed up to order n^{-2} .

Theorem A.6 (bias of a V-statistic)

Assume Setting 2 and let $g \in \mathcal{L}^2((\mathbb{P}^X)^{\otimes q}, |\cdot|_{\mathbb{R}})$ be a core function satisfying the total boundedness condition of order 2. Then it holds that

$$\mathbb{E}(V_n(g) - \theta_g) = \frac{1}{n} \binom{q}{2} \mathbb{E}(\tilde{g}_2(X_1, X_1)) + \mathcal{O}(n^{-2})$$

as $n \rightarrow \infty$.

Proof We use Lemma A.3 to get that

$$\begin{aligned}
nV_n(\tilde{g}) &= (1 + \mathcal{O}(n^{-1})) U_n(w) \\
&\quad + (1 + \mathcal{O}(n^{-1})) \frac{1}{\binom{n}{q-1}} \sum_B \tilde{g}(X_{i_1}, \dots, X_{i_q}) \\
&\quad - \left(\binom{q}{2} - n + \mathcal{O}(n^{-1})\right) U_n(\tilde{g}).
\end{aligned} \tag{A.10}$$

Moreover, using the total boundedness condition of g we can get a constant $C > 0$ such that

$$\begin{aligned}
\mathbb{E} \left| \frac{1}{\binom{n}{q-1}} \sum_B \tilde{g}(X_{i_1}, \dots, X_{i_q}) \right| &\leq \frac{1}{\binom{n}{q-1}} \sum_B \mathbb{E} |\tilde{g}(X_{i_1}, \dots, X_{i_q})| \\
&\leq C \frac{|B|}{\binom{n}{q-1}} \\
&= \mathcal{O}(n^{-1})
\end{aligned} \tag{A.11}$$

as $n \rightarrow \infty$. Hence, using (A.10), (A.11) and the unbiasedness of U-statistics results in

$$\mathbb{E}(n(V_n(g) - \theta_g)) = \mathbb{E}(nV_n(\tilde{g})) = \theta_w + \mathcal{O}(n^{-1}). \tag{A.12}$$

We can compute θ_w by using the symmetry of \tilde{g} to get

$$\theta_w = \mathbb{E}(w(X_1, \dots, X_{q-1})) = \binom{q}{2} \mathbb{E}(\tilde{g}_2(X_1, X_1)). \tag{A.13}$$

Finally, combining (A.12) and (A.13) and dividing by m concludes the proof of Theorem A.6. \square

A.5 Asymptotic distribution of V-statistics

A V-statistic is called degenerate if $\xi_1 = \text{Var}(g_1(X_1)) = 0$ and non-degenerate if $\xi_1 > 0$. In this section we analyze the asymptotic distribution of

- $\sqrt{n}V_n(g)$ for the non-degenerate case ($\xi_1 > 0$) and
- $nV_n(g)$ for a special degenerate case ($\xi_1 = 0, \xi_2 > 0$).

In the degenerate case the asymptotic distribution depends on the eigenvalues of a particular integral operator. In order to avoid repeating its definition we introduce the following setting.

Setting 3 (degenerate asymptotic)

Let $g \in \mathcal{L}^2((\mathbb{P}^X)^{\otimes q}, |\cdot|_{\mathbb{R}})$ be a core function, let $(Z_j)_{j \in \mathbb{N}}$ be a sequence of independent standard normal random variables on \mathbb{R} , let $T_{\tilde{g}_2} \in L(L^2(\mathbb{P}^X, |\cdot|_{\mathbb{R}}))$ with the property that for every $f \in L^2(\mathbb{P}^X, |\cdot|_{\mathbb{R}})$ and for every $x \in \mathcal{X}$ it holds that

$$(T_{\tilde{g}_2}(f))(x) = \int_{\mathcal{X}} \tilde{g}_2(x, y) f(y) \mathbb{P}^X(dy)$$

and let $(\lambda_j)_{j \in \mathbb{N}}$ be the eigenvalues of $T_{\tilde{g}_2}$.

In this section we derive the asymptotic distributions for V-statistics based on the corresponding results for U-statistics.

A.5.1 Non-degenerate case

The following theorem is the counterpart of Serfling (1980, Theorem A, Section 5.5.1) for V-statistics. The proof is a straightforward application of both Lemma A.2 and Serfling (1980, Theorem A, Section 5.5.1).

Theorem A.7 (asymptotic distribution of a V-statistic (non-degenerate))

Assume Setting 2, let $g \in \mathcal{L}^2((\mathbb{P}^X)^{\otimes q}, |\cdot|_{\mathbb{R}})$ be a core function satisfying the total boundedness condition of order 2 and assume $\xi_1 > 0$. Then it holds that

$$\sqrt{n}(V_n(g) - \theta_g) \xrightarrow{d} \mathcal{N}(0, q^2 \xi_1)$$

as $n \rightarrow \infty$.

Proof Since convergence in L^2 implies convergence in probability Lemma A.2 in particular shows that

$$\sqrt{n}(V_n(g) - U_n(g)) \xrightarrow{\mathbb{P}} 0$$

as $n \rightarrow \infty$. Combining this with Serfling (1980, Theorem A, Section 5.5.1) and Slutsky's theorem we get

$$\sqrt{n}(V_n(g) - \theta_g) = \sqrt{n}(U_n(g) - \theta_g) + \sqrt{n}(V_n(g) - U_n(g)) \xrightarrow{d} \mathcal{N}(0, q^2 \xi_1)$$

as $n \rightarrow \infty$ which completes the proof of Theorem A.7. \square

A.5.2 Degenerate case

Theorem A.9 is the counterpart of Serfling (1980, Theorem, Section 5.5.2) for V-statistics. Similar statements appear in literature (e.g. Gretton et al., 2007, Theorem 2). However, we are not aware of a complete proof of the statement. The proof requires the following intermediate result.

Lemma A.8 (eigenvalue representation of the bias)

Assume Setting 2 and Setting 3, let $g \in \mathcal{L}^2((\mathbb{P}^X)^{\otimes q}, |\cdot|_{\mathbb{R}})$ be a core function satisfying the total boundedness condition of order 2, assume $0 = \xi_1 < \xi_2$ and assume \tilde{g}_2 is positive definite and continuous. Then it holds that

$$\mathbb{E}(g_2(X_1, X_1)) = \sum_{i=1}^{\infty} \lambda_i + \theta_g$$

Proof Observe that \tilde{g}_2 is a continuous positive definite kernel. We can therefore apply Mercer's theorem (see Ferreira and Menegatto, 2009, Theorem 1.1) to get that for all $x, y \in \text{supp}(\mathbb{P}^X)$ it holds that

$$\tilde{g}_2(x, y) = \sum_{i=1}^{\infty} \lambda_i \varphi_i(x) \varphi_i(y)$$

converges uniformly. If we now take expectation and use that we can exchange the sum and expectation due the uniform convergence we get

$$\begin{aligned} \mathbb{E}(\tilde{g}_2(X_1, X_1)) &= \mathbb{E}\left(\sum_{i=1}^{\infty} \lambda_i \varphi_i(X_1) \varphi_i(X_1)\right) \\ &= \sum_{i=1}^{\infty} \lambda_i \mathbb{E}\left(|\varphi_i(X_1)|^2\right) \\ &= \sum_{i=1}^{\infty} \lambda_i, \end{aligned}$$

where in the last step we used that $(\varphi_i)_{i \in \mathbb{N}}$ forms an orthonormal basis of $L^2(\mathbb{P}^X, |\cdot|_{\mathbb{R}})$. The result follows by noting that $g_2 \equiv \tilde{g}_2 + \theta_g$, which completes the proof of Lemma A.8. \square

We are now ready to state and prove the final result of this section.

Theorem A.9 (Asymptotic distribution of a V-statistic (degenerate))

Assume Setting 2 and Setting 3, let $g \in \mathcal{L}^2((\mathbb{P}^X)^{\otimes q}, |\cdot|_{\mathbb{R}})$ be a core function satisfying the total boundedness condition of order 2, assume $0 = \xi_1 < \xi_2$ and assume \tilde{g}_2 is positive definite and continuous. Then it holds that

$$n(V_n(g) - \theta_g) \xrightarrow{d} \binom{q}{2} \sum_{i=1}^{\infty} \lambda_i Z_i^2$$

as $n \rightarrow \infty$.

Proof The idea of the proof is to use Lemma A.3 to get the decomposition

$$\begin{aligned} nV_n(\tilde{g}) &= (1 + \mathcal{O}(n^{-1})) S_n \\ &\quad - \left(\binom{q}{2} + \mathcal{O}(n^{-1}) \right) U_n(\tilde{g}) \\ &\quad + nU_n(\tilde{g}) \end{aligned} \tag{A.14}$$

as $n \rightarrow \infty$, where $S_n = U_n(w) + \frac{1}{\binom{n}{q-1}} \sum_B \tilde{g}(X_{i_1}, \dots, X_{i_q})$ and w is defined as in Lemma A.3. We then calculate the asymptotic behavior of S_n and use Serfling (1980, Theorem, Section 5.5.2) to conclude.

Begin by analyzing the asymptotic behavior of S_n . To this end, note that by symmetry of the core function g it holds that

$$\theta_w = \mathbb{E}(w(X_1, \dots, X_{q-1})) = \binom{q}{2} \mathbb{E}(\tilde{g}_2(X_1, X_1)).$$

and together with Lemma A.8 it holds that

$$\theta_w = \mathbb{E}(w(X_1, \dots, X_{q-1})) = \binom{q}{2} \sum_{i=1}^{\infty} \lambda_i.$$

Combining this with Serfling (1980, Theorem A, Section 5.4) it follows that

$$U_n(w) \xrightarrow{\mathbb{P}} \theta_w = \binom{q}{2} \sum_{i=1}^{\infty} \lambda_i \quad (\text{A.15})$$

as $n \rightarrow \infty$. Next, we use the total boundedness condition of g to get a constant $C > 0$ such that

$$\begin{aligned} \mathbb{E} \left| \frac{1}{(n)_{q-1}} \sum_B \tilde{g}(X_{i_1}, \dots, X_{i_q}) \right| &\leq \frac{1}{(n)_{q-1}} \sum_B \mathbb{E} |\tilde{g}(X_{i_1}, \dots, X_{i_q})| \\ &\leq C \frac{|B|}{(n)_{q-1}} \\ &= \mathcal{O}(n^{-1}) \end{aligned}$$

as $n \rightarrow \infty$. Using that L^1 convergence implies convergence in probability we get that

$$\frac{1}{(n)_{q-1}} \sum_{A_2} \tilde{g}(X_{i_1}, \dots, X_{i_q}) \xrightarrow{\mathbb{P}} 0 \quad (\text{A.16})$$

as $n \rightarrow \infty$. Finally, combining (A.15) and (A.16) this results in

$$S_n \xrightarrow{\mathbb{P}} \binom{q}{2} \sum_{i=1}^{\infty} \lambda_i \quad (\text{A.17})$$

as $n \rightarrow \infty$. Now, by the properties of convergence in probability, (A.17) and Serfling (1980, Theorem A, Section 5.4) we have

$$(1 + \mathcal{O}(n^{-1})) S_n \xrightarrow{\mathbb{P}} \binom{q}{2} \sum_{i=1}^{\infty} \lambda_i \quad (\text{A.18})$$

and

$$\left(\binom{q}{2} + \mathcal{O}(n^{-1}) \right) U_n(\tilde{g}) \xrightarrow{\mathbb{P}} 0 \quad (\text{A.19})$$

as $n \rightarrow \infty$. Hence, (A.14), (A.18) and (A.19) together with Slutsky's theorem and Serfling (1980, Theorem, Section 5.5.2) shows that

$$n(V_n(g) - \theta_g) = nV_n(\tilde{g}) \xrightarrow{d} \binom{q}{2} \sum_{i=1}^{\infty} \lambda_i Z_i^2$$

as $n \rightarrow \infty$, which completes the proof of Theorem A.9. \square

A.6 Resampling results for U-statistics and V-statistics

In this section we want to consider what happens to the asymptotic behavior of $nU_n(g)$ and $nV_n(g)$ if instead of the original data sequence $(X_i)_{i \in \mathbb{N}}$ we consider a sequence of resampled data. The differences are quite subtle, therefore one needs to be very precise about what resampling means. Throughout this section we use the following setting.

Setting 4 (resampling)

Let \mathcal{X} be a separable metric space, let $(\Omega, \mathcal{F}, \mathbb{P})$ be a probability space, let $X : \Omega \rightarrow \mathcal{X}$ be a random variable and let $(X_i)_{i \in \mathbb{N}}$ be a sequence of iid copies of X . For all $n \in \mathbb{N}$, let $(\Omega_n, \mathcal{F}_n, \mathbb{P}_n)$ be probability spaces, let $X_n^* : \Omega_n \rightarrow \mathcal{X}$ be random variables satisfying that $X_n^* \xrightarrow{d} X$ as $n \rightarrow \infty$ (i.e. $\lim_{n \rightarrow \infty} \mathbb{E}_n(f(X_n^*)) = \mathbb{E}(f(X))$ for all bounded and continuous functions $f : \mathcal{X} \rightarrow \mathbb{R}$) and let $(X_{n,i}^*)_{i \in \{1, \dots, n\}}$ be iid copies of X_n^* .

The data $X_{n,1}^*, \dots, X_{n,n}^*$ should be interpreted as a new sample drawn from a distribution which converges to \mathbb{P}^X as n goes to infinity. Resampled data of this type often show up in different types of bootstrapping or permutation techniques. We are interested in finding properties of the resampled U-statistic

$$\tilde{U}_n(g) := \binom{n}{q}^{-1} \sum_{\mathbf{C}_q(n)} g(X_{n,i_1}^*, \dots, X_{n,i_q}^*)$$

and the resampled V-statistic

$$\tilde{V}_n(g) := \frac{1}{m^q} \sum_{\mathbf{M}_q(n)} g(X_{n,i_1}^*, \dots, X_{n,i_q}^*).$$

The difference compared to the normal U- and V-statistic is that the distribution of the sample $X_{n,1}^*, \dots, X_{n,n}^*$ depends on m . Therefore, the results of the previous sections only carry over to the resampled U- and V-statistics if they are results for which m is kept fixed. Results about the asymptotic behavior of the resampled U- and V-statistics need to be proved separately. A further technical difficulty is that for different m the random variables $\tilde{U}_n(g)$ and $\tilde{V}_n(g)$ are no longer defined on the same probability space. The following theorem gives us a way of dealing with this issue and is a slightly modified version of Skorohod's theorem (see Billingsley, 2008, Theorem 6.7).

Theorem A.10 (Skorohod's theorem)

Assume Setting 4. Then there exists a common probability space $(\tilde{\Omega}, \tilde{\mathcal{F}}, \tilde{\mathbb{P}})$ and random variables $(\tilde{X}_{n,i}^*)_{i \in \{1, \dots, n\}}$, $n \in \mathbb{N}$ and $(\tilde{X}_i)_{i \in \mathbb{N}}$ on this probability space satisfying

- (i) for all $n \in \mathbb{N}$, for all $i \in \{1, \dots, n\}$: $\tilde{X}_{n,i}^* \sim \mathbb{P}^{X_n^*}$,
- (ii) for all $i \in \mathbb{N}$: $\tilde{X}_i \sim \mathbb{P}^X$ and,
- (iii) $\tilde{X}_{n,i}^* \xrightarrow{\tilde{\mathbb{P}}\text{-a.s.}} \tilde{X}_i$ as $n \rightarrow \infty$.

In order to avoid ambiguity between the resampled and the original sample we introduce the following notation

- (i) for all $n \in \mathbb{N}$ and all $c \in \{1, \dots, n\}$ define

$$g_c^n(x_1, \dots, x_c) := \mathbb{E}(g(x_1, \dots, x_c, X_{n,c+1}^*, \dots, X_{n,q}^*)),$$

- (ii) for all $n \in \mathbb{N}$ define

$$\theta_g^n := \mathbb{E}(g(X_{n,1}^*, \dots, X_{n,q}^*)),$$

- (iii) for all $n \in \mathbb{N}$ and all $c \in \{1, \dots, n\}$ define

$$\xi_c^n(g) := \mathbb{E}((g_c^n(X_{n,1}^*, \dots, X_{n,c}^*) - \theta_g^n)^2).$$

The following theorem shows that $\tilde{U}_n(g)$ is also consistent with θ_g in the appropriate sense.

Lemma A.11 (consistency of a resampling U-statistic)

Assume Setting 4 and let $g \in \mathcal{L}^1((\mathbb{P}^X)^{\otimes q}, |\cdot|_{\mathbb{R}})$ be a continuous, bounded core function. Then it holds that

$$\tilde{U}_n(g) \xrightarrow{d} \theta_g$$

as $n \rightarrow \infty$.

Proof Applying Theorem A.10 results in a probability space $(\tilde{\Omega}, \tilde{\mathcal{F}}, \tilde{\mathbb{P}})$ and random variables $(\tilde{X}_{n,i}^*)_{i \in \{1, \dots, n\}}$, $n \in \mathbb{N}$ and $(\tilde{X}_i)_{i \in \mathbb{N}}$ with properties specified in Theorem A.10. Next, introduce the resampled U-statistic

$$\tilde{\mathcal{U}}_n(g) := \binom{n}{q}^{-1} \sum_{\mathbf{C}_q(n)} g(\tilde{X}_{n,i_1}^*, \dots, \tilde{X}_{n,i_q}^*),$$

which has the same distribution under $\tilde{\mathbb{P}}$ as $\tilde{\mathcal{U}}_n(g)$ under \mathbb{P}_n and the U-statistic

$$\mathcal{U}_n(g) := \binom{n}{q}^{-1} \sum_{\mathbf{C}_q(n)} g(\tilde{X}_{i_1}, \dots, \tilde{X}_{i_q}),$$

which has the same distribution under $\tilde{\mathbb{P}}$ as $\mathcal{U}_n(g)$ under \mathbb{P} . It holds that

$$\begin{aligned} \tilde{\mathcal{U}}_n(g) - \mathcal{U}_n(g) &= \binom{n}{q}^{-1} \sum_{\mathbf{C}_q(n)} \left(g(\tilde{X}_{n,i_1}^*, \dots, \tilde{X}_{n,i_q}^*) - g(\tilde{X}_{i_1}, \dots, \tilde{X}_{i_q}) \right) \\ &= \binom{n}{q}^{-1} \sum_{\mathbf{C}_q(n)} w((\tilde{X}_{i_1}, \tilde{X}_{n,i_1}^*), \dots, (\tilde{X}_{i_q}, \tilde{X}_{n,i_q}^*)), \end{aligned} \quad (\text{A.20})$$

where $w(\mathbf{x}_1, \dots, \mathbf{x}_q) := g(x_1^2, \dots, x_q^2) - g(x_1^1, \dots, x_q^1)$ is a symmetric core function. If we define for all $c \in \{1, \dots, q\}$ the functions

$$w_c^n(\mathbf{x}_1, \dots, \mathbf{x}_c) := \mathbb{E} \left(g(x_1^2, \dots, x_c^2, \tilde{X}_{n,c+1}^*, \dots, \tilde{X}_{n,q}^*) - g(x_1^1, \dots, x_c^1, \tilde{X}_{c+1}, \dots, \tilde{X}_q) \right)$$

it holds by the boundedness of g that there exists a constant $C \in \mathbb{R}$ such that

$$\sup_{n \in \mathbb{N}} \xi_c^n(w) < C. \quad (\text{A.21})$$

By (A.20), it holds that for fixed n we can apply Serfling (1980, Lemma A, Section 5.2.1) and together with (A.21) to get

$$\text{Var} \left(\tilde{\mathcal{U}}_n(g) - \mathcal{U}_n(g) \right) = \binom{n}{q}^{-1} \sum_{c=1}^n \binom{q}{c} \binom{n-q}{q-c} \xi_c^n(w) = \mathcal{O}(n^{-1}). \quad (\text{A.22})$$

For $(i_1, \dots, i_q) \in \mathbf{C}_q(n)$ it holds by continuity of g that

$$g(\tilde{X}_{n,i_1}^*, \dots, \tilde{X}_{n,i_q}^*) \xrightarrow{\tilde{\mathbb{P}}\text{-a.s.}} g(\tilde{X}_{i_1}, \dots, \tilde{X}_{i_q})$$

as $n \rightarrow \infty$ and since g is also bounded the dominated convergence theorem in particular implies that

$$\lim_{n \rightarrow \infty} \mathbb{E} \left(g(\tilde{X}_{n,i_1}^*, \dots, \tilde{X}_{n,i_q}^*) - g(\tilde{X}_{i_1}, \dots, \tilde{X}_{i_q}) \right) = 0. \quad (\text{A.23})$$

Combining (A.22) and (A.23) hence proves that

$$\begin{aligned} \lim_{n \rightarrow \infty} \mathbb{E} \left(\left(\tilde{\mathcal{U}}_n(g) - \mathcal{U}_n(g) \right)^2 \right) &= \lim_{n \rightarrow \infty} \mathbb{E} \left(\tilde{\mathcal{U}}_n(g) - \mathcal{U}_n(g) \right)^2 \\ &= \lim_{n \rightarrow \infty} \mathbb{E} \left(g(\tilde{X}_{n,i_1}^*, \dots, \tilde{X}_{n,i_q}^*) - g(\tilde{X}_{i_1}, \dots, \tilde{X}_{i_q}) \right)^2 \\ &= 0. \end{aligned}$$

Using that convergence in second moment implies convergence in probability we have therefore shown that

$$\tilde{\mathcal{U}}_n(g) - \mathcal{U}_n(g) \xrightarrow{\mathbb{P}} 0$$

as $n \rightarrow \infty$. Together with consistency of U-statistics (see Serfling, 1980, Theorem A, Section 5.4) it follows that

$$\tilde{\mathcal{U}}_n(g) - \theta_g = (\tilde{\mathcal{U}}_n(g) - \mathcal{U}_n(g)) - (\theta_g - \mathcal{U}_n(g)) \xrightarrow{\mathbb{P}} 0$$

as $n \rightarrow \infty$. This concludes the proof of Lemma A.11. \square

The following two theorems are extensions of results due to Leucht and Neumann (2009) that show that U- and V-statistics based on resampled data keep their respective asymptotic distributions. In Leucht and Neumann (2009) only U- and V-statistics of order 2 (i.e. $q = 2$) are considered. We adopted the proofs to work for arbitrary order.

Theorem A.12 (asymptotic distribution of degenerate a resampling U-statistic)

Assume Setting 4 and Setting 3, let $g \in \mathcal{L}^2((\mathbb{P}^X)^{\otimes q}, |\cdot|_{\mathbb{R}})$ be a continuous, bounded core function. Moreover, assume

- (i) for all $n \in \mathbb{N}$ that $g_1^n \equiv 0$,
- (ii) $g_1 \equiv 0$ (which implies $\xi_1(g) = 0$) and
- (iii) $\theta_g = 0$.

Then if $\xi_2(g) > 0$ it holds that

$$n\tilde{\mathcal{U}}_n(g) \xrightarrow{d} \binom{q}{2} \sum_{i=1}^{\infty} \lambda_i (Z_i^2 - 1)$$

as $n \rightarrow \infty$ and if $\xi_2(g) = 0$ it holds that

$$n\tilde{\mathcal{U}}_n(g) \xrightarrow{d} 0$$

as $n \rightarrow \infty$.

Proof Applying Theorem A.10 results in a probability space $(\tilde{\Omega}, \tilde{\mathcal{F}}, \tilde{\mathbb{P}})$ and random variables $(\tilde{X}_{n,i}^*)_{i \in \{1, \dots, n\}}$, $n \in \mathbb{N}$ and $(\tilde{X}_i)_{i \in \mathbb{N}}$ with properties specified in Theorem A.10. For $(i_1, \dots, i_q) \in \mathbf{C}_q(n)$ it holds by continuity of g that

$$g(\tilde{X}_{n,i_1}^*, \dots, \tilde{X}_{n,i_q}^*) \xrightarrow{\tilde{\mathbb{P}}\text{-a.s.}} g(\tilde{X}_{i_1}, \dots, \tilde{X}_{i_q})$$

as $n \rightarrow \infty$ and since g is also bounded the dominated convergence theorem in particular implies

$$\lim_{n \rightarrow \infty} \mathbb{E} \left(\left(g(\tilde{X}_{n,i_1}^*, \dots, \tilde{X}_{n,i_q}^*) - g(\tilde{X}_{i_1}, \dots, \tilde{X}_{i_q}) \right)^2 \right) = 0. \quad (\text{A.24})$$

Next, introduce the resampling U-statistic

$$\tilde{\mathcal{U}}_n(g) := \binom{n}{q}^{-1} \sum_{\mathbf{C}_q(n)} g(\tilde{X}_{n,i_1}^*, \dots, \tilde{X}_{n,i_q}^*),$$

which has the same distribution under $\tilde{\mathbb{P}}$ as $\tilde{\mathcal{U}}_n(g)$ under \mathbb{P}_n and the U-statistic

$$\mathcal{U}_n(g) := \binom{n}{q}^{-1} \sum_{\mathbf{C}_q(n)} g(\tilde{X}_{i_1}, \dots, \tilde{X}_{i_q}),$$

which has the same distribution under $\tilde{\mathbb{P}}$ as $\mathcal{U}_n(g)$ under \mathbb{P} . It holds that

$$\begin{aligned} \tilde{\mathcal{U}}_n(g) - \mathcal{U}_n(g) &= \binom{n}{q}^{-1} \sum_{\mathbf{C}_q(n)} \left(g(\tilde{X}_{n,i_1}^*, \dots, \tilde{X}_{n,i_q}^*) - g(\tilde{X}_{i_1}, \dots, \tilde{X}_{i_q}) \right) \\ &= \binom{n}{q}^{-1} \sum_{\mathbf{C}_q(n)} w((\tilde{X}_{i_1}, \tilde{X}_{n,i_1}^*), \dots, (\tilde{X}_{i_q}, \tilde{X}_{n,i_q}^*)), \end{aligned} \quad (\text{A.25})$$

where $w(\mathbf{x}_1, \dots, \mathbf{x}_q) := g(x_1^2, \dots, x_q^2) - g(x_1^1, \dots, x_q^1)$ is a symmetric core function. Define for all $c \in \{1, \dots, q\}$ the functions

$$w_c^n(\mathbf{x}_1, \dots, \mathbf{x}_c) := \mathbb{E} \left(g(x_1^2, \dots, x_c^2, \tilde{X}_{n,c+1}^*, \dots, \tilde{X}_{n,q}^*) - g(x_1^1, \dots, x_c^1, \tilde{X}_{c+1}, \dots, \tilde{X}_q) \right)$$

and the functions

$$\xi_c^n(w) := \mathbb{E} \left(w_c^n((\tilde{X}_1, \tilde{X}_{n,1}^*), \dots, (\tilde{X}_c, \tilde{X}_{n,c}^*))^2 \right).$$

Then, it holds by the boundedness of g that there exists a constant $C \in \mathbb{R}$ such that

$$\sup_{n \in \mathbb{N}} \xi_c^n(w) < C. \quad (\text{A.26})$$

Moreover, it holds by assumption (i) and (ii) that

$$\begin{aligned} w_1^n(\mathbf{x}_1) &= \mathbb{E} \left(g(x_1^2, \tilde{X}_{n,2}^*, \dots, \tilde{X}_{n,q}^*) - g(x_1^1, \tilde{X}_2, \dots, \tilde{X}_q) \right) \\ &= g_1^n(x_1^2) - g_1(x_1^1) \\ &= 0, \end{aligned}$$

which immediately implies that

$$\xi_1^n(w) = \mathbb{E} \left(w_1^n((\tilde{X}_1, \tilde{X}_{n,1}^*))^2 \right) = 0. \quad (\text{A.27})$$

Furthermore, by Jensen's inequality it holds that

$$\begin{aligned} \xi_2^n(w) &= \mathbb{E} \left(w_2^n((\tilde{X}_1, \tilde{X}_{n,1}^*), (\tilde{X}_2, \tilde{X}_{n,2}^*))^2 \right) \\ &\leq \mathbb{E} \left(w((\tilde{X}_1, \tilde{X}_{n,1}^*), \dots, (\tilde{X}_q, \tilde{X}_{n,q}^*))^2 \right) \\ &= \mathbb{E} \left(\left(g(\tilde{X}_{n,1}^*, \dots, \tilde{X}_{n,q}^*) - g(\tilde{X}_1, \dots, \tilde{X}_q) \right)^2 \right). \end{aligned} \quad (\text{A.28})$$

By (A.25), it holds for fixed n that we can apply the variance formula for a U-statistic (see Serfling, 1980, Lemma A, Section 5.2.1) and together with (A.26) and (A.27) we get

$$\text{Var} \left(\tilde{\mathcal{U}}_n(g) - \mathcal{U}_n(g) \right) = \binom{n}{q}^{-1} \sum_{c=1}^n \binom{q}{c} \binom{n-q}{q-c} \xi_c^n(w) = \mathcal{O}(n^{-2}) \xi_2^n(w) + \mathcal{O}(n^{-3}). \quad (\text{A.29})$$

Hence, together with (A.28) and (A.24) it holds that

$$\lim_{n \rightarrow \infty} \text{Var} \left(n \left(\mathcal{U}_n(g) - \tilde{\mathcal{U}}_n(g) \right) \right) = 0$$

and consequently also that

$$n \left(\mathcal{U}_n(g) - \tilde{\mathcal{U}}_n(g) \right) \xrightarrow{\mathbb{P}} 0 \quad (\text{A.30})$$

as $n \rightarrow \infty$. Therefore, if $\xi_2(g) > 0$, we can apply Slutsky's theorem together with the result about the asymptotic distribution of degenerate U-statistics given in Serfling (1980, Theorem, Section 5.5.2) to get that

$$n\tilde{\mathcal{U}}_n(g) = n\mathcal{U}_n(g) + n \left(\tilde{\mathcal{U}}_n(g) - \mathcal{U}_n(g) \right) \xrightarrow{d} \binom{q}{2} \sum_{i=1}^{\infty} \lambda_i (Z_i^2 - 1)$$

as $n \rightarrow \infty$. If $\xi_2(g) = 0$, we apply the variance formula of U-statistics (see Serfling, 1980, Lemma A, Section 5.2.1) to get that

$$\lim_{n \rightarrow \infty} \text{Var}(n\mathcal{U}_n(g)) = 0.$$

Hence, applying Slutsky's theorem together with (A.30) proves that

$$n\tilde{U}_n(g) = nU_n(g) + n\left(\tilde{U}_n(g) - U_n(g)\right) \xrightarrow{d} 0$$

as $n \rightarrow \infty$, which completes the proof of Theorem A.12. \square

The same result also holds for V-statistics. The proof uses the same technique as the proof of Theorem A.9 and reduces the V-statistic back to the U-statistic.

Theorem A.13 (asymptotic distribution of degenerate resampling V-statistic)

Assume Setting 4 and Setting 3, let $g \in \mathcal{L}^2((\mathbb{P}^X)^{\otimes q}, |\cdot|_{\mathbb{R}})$ be a continuous, bounded core function. Moreover, assume

- (i) for all $n \in \mathbb{N}$ that $g_1^n \equiv 0$,
- (ii) $g_1 \equiv 0$ (which implies $\xi_1(g) = 0$) and
- (iii) $\theta_g = 0$.

Then if $\xi_2(g) > 0$ it holds that

$$n\tilde{V}_n(g) \xrightarrow{d} \binom{q}{2} \sum_{i=1}^{\infty} \lambda_i Z_i^2$$

as $n \rightarrow \infty$ and if $\xi_2(g) = 0$ it holds that

$$n\tilde{V}_n(g) \xrightarrow{d} \binom{q}{2} \sum_{i=1}^{\infty} \lambda_i$$

as $n \rightarrow \infty$.

Proof Applying Theorem A.10 results in a probability space $(\tilde{\Omega}, \tilde{\mathcal{F}}, \tilde{\mathbb{P}})$ and random variables $(\tilde{X}_{n,i}^*)_{i \in \{1, \dots, n\}}$, $n \in \mathbb{N}$ and $(\tilde{X}_i)_{i \in \mathbb{N}}$ with properties specified in Theorem A.10. Next, introduce the resampling U-statistic

$$\tilde{u}_n(g) := \binom{n}{q}^{-1} \sum_{\mathbf{C}_q(n)} g(\tilde{X}_{n,i_1}^*, \dots, \tilde{X}_{n,i_q}^*),$$

which has the same distribution under $\tilde{\mathbb{P}}$ as $\tilde{U}_n(g)$ under \mathbb{P}_n and the resampling V-statistic

$$\tilde{v}_n(g) := \frac{1}{n^q} \sum_{\mathbf{M}_q(n)} g(\tilde{X}_{n,i_1}^*, \dots, \tilde{X}_{n,i_q}^*),$$

which has the same distribution under $\tilde{\mathbb{P}}$ as $\tilde{V}_n(g)$ under \mathbb{P}_n . For fixed $n \in \mathbb{N}$ we can view $\tilde{v}_n(g)$ as a V-statistic and apply an adjusted version of Lemma A.3 to get

$$n\tilde{v}_n(\tilde{g}) = (1 + \mathcal{O}(n^{-1})) S_n + \left(n - \binom{q}{2} + \mathcal{O}(n^{-1})\right) \tilde{u}_n(\tilde{g}) \quad (\text{A.31})$$

as $n \rightarrow \infty$, where $S_n = \tilde{u}_n(w) + \frac{1}{\binom{n}{q-1}} \sum_B \tilde{g}(\tilde{X}_{n,i_1}^*, \dots, \tilde{X}_{n,i_q}^*)$. By the symmetry of the core function g and the definition of w given in Lemma A.3 it holds that

$$\theta_w = \mathbb{E}(w(X_1, \dots, X_{q-1})) = \binom{q}{2} \mathbb{E}(\tilde{g}_2(X_1, X_1)).$$

The consistency of resampled U-statistics given in Lemma A.11 together with Lemma A.8 imply that

$$\tilde{u}_n(w) \xrightarrow{d} \theta_w = \binom{q}{2} \sum_{i=1}^{\infty} \lambda_i \quad (\text{A.32})$$

as $n \rightarrow \infty$. The boundedness of g combined with the size of the set B given in Lemma A.3 shows that

$$\frac{1}{(n)_{q-1}} \sum_B \tilde{g}(\tilde{X}_{n,i_1}^*, \dots, \tilde{X}_{n,i_q}^*) \leq \frac{C|B|}{(n)_{q-1}} = \mathcal{O}(n^{-1}). \quad (\text{A.33})$$

Moreover, also by Lemma A.11 it holds that

$$\tilde{\mathcal{U}}_n(\tilde{g}) \xrightarrow{d} 0 \quad (\text{A.34})$$

as $n \rightarrow \infty$. By Theorem A.12 it holds if $\xi_2(g) > 0$ that

$$n\tilde{\mathcal{U}}_n(\tilde{g}) \xrightarrow{d} \sum_{i=1}^{\infty} \lambda_i (Z_i^2 - 1) \quad (\text{A.35})$$

as $n \rightarrow \infty$ and if $\xi_2(g) = 0$ that

$$n\tilde{\mathcal{U}}_n(\tilde{g}) \xrightarrow{d} 0 \quad (\text{A.36})$$

as $n \rightarrow \infty$. Finally, we can combine (A.31), (A.32), (A.33), (A.34), (A.35), (A.36) and use that convergence in distribution to a constant implies convergence in probability together with Slutsky's theorem to get that if $\xi_2(g) > 0$ it holds that

$$n\tilde{\mathcal{V}}_n(\tilde{g}) \xrightarrow{d} \sum_{i=1}^{\infty} \lambda_i Z_i^2$$

as $n \rightarrow \infty$ and if $\xi_2(g) = 0$ it holds that

$$n\tilde{\mathcal{V}}_n(\tilde{g}) \xrightarrow{d} \binom{q}{2} \sum_{i=1}^{\infty} \lambda_i$$

as $n \rightarrow \infty$. This concludes the proof of Theorem A.13. \square

B Resampling tests

In this section we want to rigorously introduce resampling tests. Most of this section is based on Lehmann and Romano (2005), we however adjust a lot of the notation to fit our situation.

Let $\alpha \in (0, 1)$, let \mathcal{X} be a measurable space, let $T = (T_n)_{n \in \mathbb{N}}$ be a test statistic on \mathcal{X} , let X be a random variable with values in \mathcal{X} and let $(X_i)_{i \in \mathbb{N}}$ be a sequence of iid copies. The main idea behind resampling tests is to construct data sets based on the original observations (X_1, \dots, X_n) . These types of constructions are formalized by resampling methods.

Definition B.1 (resampling method)

Let \mathcal{X} be a measurable space and let $(M_n)_{n \in \mathbb{N}} \subseteq \mathbb{N}$ be a sequence. If

$$g = ((g_{n,k})_{k \in \{1, \dots, M_n\}})_{n \in \mathbb{N}}$$

is a family of functions satisfying for all $n \in \mathbb{N}$ and for all $k \in \{1, \dots, M_n\}$ that

$$g_{n,k} : \mathcal{X}^n \rightarrow \mathcal{X}^n,$$

then we call g a resampling method.

Based on a resampling method g we can construct new observations for all $n \in \mathbb{N}$ and for all $k \in \{1, \dots, M_n\}$ by defining

$$Z_{n,k} := g_{n,k}(X_1, \dots, X_n).$$

The new 'resampled' data $(Z_{n,k})_{k \in \{1, \dots, M_n\}} \subseteq \mathcal{X}^n$, $n \in \mathbb{N}$ is called resampling scheme and for each $n \in \mathbb{N}$ the sequence $Z_{n,1}, \dots, Z_{n,M_n}$ should be seen as M_n resampled data sets constructed from the original observations (X_1, \dots, X_n) . A resampling method is therefore a formalization of the concept of resampling M_n times from the original observations (X_1, \dots, X_n) . Based on a resampling method we can introduce the resampling distribution function.

Definition B.2 (resampling distribution function)

Let \mathcal{X} be a measurable space, let $T = (T_n)_{n \in \mathbb{N}}$ be a test statistic on \mathcal{X} , let g be a resampling method. For all $n \in \mathbb{N}$ the functions $\widehat{R}_{T_n} : \mathcal{X}^n \times \mathbb{R} \rightarrow [0, 1]$ defined for all $(x_1, \dots, x_n) \in \mathcal{X}^n$ and for all $t \in \mathbb{R}$ by

$$\widehat{R}_{T_n}(x_1, \dots, x_n)(t) := \frac{1}{M_n} \sum_{k=1}^{M_n} \mathbb{1}_{\{T_n(g_{n,k}(x_1, \dots, x_n)) \leq t\}}$$

are called the resampling distribution functions (corresponding to test statistic T and resampling method g).

Fixing $n \in \mathbb{N}$ and $(x_1, \dots, x_n) \in \mathcal{X}^n$ it holds that

$$\widehat{R}_{T_n}(x_1, \dots, x_n) : \mathbb{R} \rightarrow [0, 1]$$

is non-decreasing, right-continuous and satisfies

$$\lim_{t \rightarrow -\infty} \widehat{R}_{T_n}(x_1, \dots, x_n)(t) = 0 \quad \text{and} \quad \lim_{t \rightarrow \infty} \widehat{R}_{T_n}(x_1, \dots, x_n)(t) = 1.$$

This implies that $\widehat{R}_{T_n}(x_1, \dots, x_n)$ is a distribution function and thus we can define the generalized inverse

$$\left(\widehat{R}_{T_n}(x_1, \dots, x_n)\right)^{-1} : (0, 1) \rightarrow \mathbb{R}$$

satisfying for all $\alpha \in (0, 1)$ that

$$\left(\widehat{R}_{T_n}(x_1, \dots, x_n)\right)^{-1}(\alpha) := \inf\{t \in \mathbb{R} \mid \widehat{R}_{T_n}(x_1, \dots, x_n)(t) \geq \alpha\}.$$

Based on the resampling distribution functions we can define a resampling test as follows.

Definition B.3 (resampling test)

Let $\alpha \in (0, 1)$, let \mathcal{X} be a separable metric space, let $T = (T_n)_{n \in \mathbb{N}}$ be a test statistic on \mathcal{X} , let g be a resampling method and let \widehat{R}_{T_n} be the corresponding resampling distribution functions. A hypothesis test $\varphi = (\varphi_n)_{n \in \mathbb{N}}$ defined for all $n \in \mathbb{N}$ and for all $(x_1, \dots, x_n) \in \mathcal{X}^n$ by

$$\varphi_n(x_1, \dots, x_n) := \mathbb{1}_{\{T_n(x_1, \dots, x_n) > (\widehat{R}_{T_n}(x_1, \dots, x_n))^{-1}(1-\alpha)\}}$$

is called α -resampling test (corresponding to g).

The advantage of resampling tests is that they can be constructed for any test statistic. We now define an important subclass of resampling methods.

Definition B.4 (resampling group)

Let \mathcal{X} be a measurable space, let $(M_n)_{n \in \mathbb{N}} \subseteq \mathbb{N}$ be a sequence and let g be a resampling method. If g satisfies that

$$G := \{g_{n,1}, \dots, g_{n,M_n}\}$$

together with concatenation is a group of transformations on \mathcal{X}^n , then we call g a resampling group.

Resampling groups have the important property that for all test statistics $T = (T_n)_{n \in \mathbb{N}}$ the corresponding resampling distribution functions satisfy for all $n \in \mathbb{N}$, for all $k \in \{1, \dots, M_n\}$ and for all $(x_1, \dots, x_n) \in \mathcal{X}^n$ that

$$\widehat{R}_{T_n}(x_1, \dots, x_n) = \widehat{R}_{T_n}(g_{n,k}(x_1, \dots, x_n)). \quad (\text{B.1})$$

This follows immediately from the group property of g . It allows us to prove, given an appropriate invariance of the resampling group under the null hypothesis, that the corresponding resampling test achieves level α . The following theorem is a reformulation of Lehmann and Romano (2005, Theorem 15.2.1).

Theorem B.5 (level of resampling tests)

Let $\alpha \in (0, 1)$, let \mathcal{X} be a separable metric space, let $H_0, H_A \subseteq \mathcal{P}(\mathcal{X})$ be a null and alternative hypothesis respectively, let g be a resampling group satisfying under H_0 that for all $n \in \mathbb{N}$ and for all $k \in \{1, \dots, M_n\}$ it holds that

$$g_{n,k}(X_1, \dots, X_n) \text{ is equal in distribution to } (X_1, \dots, X_n).$$

Then, the α -resampling test φ corresponding to g is a test at level α , when testing H_0 against H_A .

Proof Fix $n \in \mathbb{N}$ and let K be a uniformly distributed random variable on $\{1, \dots, M_n\}$ independent of (X_1, \dots, X_n) . Let $(x_1, \dots, x_n) \in \text{Im}((X_1, \dots, X_n))$ and for all $k \in \{1, \dots, M_n\}$ define $z_{n,k} := g_{n,k}(x_1, \dots, x_n)$ then it holds that $T_n(z_{n,K})$ has the distribution function $\widehat{R}_{T_n}(x_1, \dots, x_n)$. Hence, using (B.1) and the the properties of the generalized inverse it holds that

$$\begin{aligned} & \frac{1}{M_n} \sum_{k=1}^{M_n} \mathbb{1}_{\{T_n(z_{n,k}) > (\widehat{R}_{T_n}(z_{n,k}))^{-1}(1-\alpha)\}} \\ &= \frac{1}{M_n} \sum_{k=1}^{M_n} \mathbb{1}_{\{T_n(z_{n,k}) > (\widehat{R}_{T_n}(x_1, \dots, x_n))^{-1}(1-\alpha)\}} \\ &= \mathbb{E} \left(\mathbb{1}_{\{T_n(z_{n,K}) > (\widehat{R}_{T_n}(x_1, \dots, x_n))^{-1}(1-\alpha)\}} \right) \\ &\leq \alpha, \end{aligned}$$

which together with the monotonicity of the integral and the convention

$$Z_{n,k} = g_{n,k}(X_1, \dots, X_n)$$

implies that

$$\mathbb{E} \left(\frac{1}{M_n} \sum_{k=1}^{M_n} \mathbb{1}_{\{T_n(Z_{n,k}) > (\widehat{R}_{T_n}(Z_{n,k}))^{-1}(1-\alpha)\}} \right) \leq \alpha. \quad (\text{B.2})$$

Moreover, under H_0 , i.e. $X_1, X_2, \dots \stackrel{\text{iid}}{\sim} \mathbb{P}^X \in H_0$, it holds by assumption for all $k \in \{1, \dots, M_n\}$ that (X_1, \dots, X_n) is equal in distribution to $Z_{n,k}$. This in particular implies that under H_0 it holds for all $k \in \{1, \dots, M_n\}$ that

$$\mathbb{E}(\varphi_n(Z_{n,k})) = \mathbb{E}(\varphi_n(X_1, \dots, X_n)). \quad (\text{B.3})$$

Combining (B.2) and (B.3) results in

$$\begin{aligned} \mathbb{P}(\varphi_n(X_1, \dots, X_n) = 1) &= \mathbb{E}(\varphi_n(X_1, \dots, X_n)) \\ &= \frac{1}{M_n} \sum_{k=1}^{M_n} \mathbb{E}(\varphi_n(Z_{n,k})) \\ &= \mathbb{E} \left(\frac{1}{M_n} \sum_{k=1}^{M_n} \mathbb{1}_{\{T_n(Z_{n,k}) > (\widehat{R}_{T_n}(Z_{n,k}))^{-1}(1-\alpha)\}} \right) \\ &\leq \alpha, \end{aligned}$$

which completes the proof of Theorem B.5. \square

The invariance assumption of the resampling group in the previous theorem is the same as the randomization hypothesis given by Lehmann and Romano (2005, Definition 15.2.1). Unfortunately, there are no similar guarantees that an arbitrary resampling test controls the type II error in any way. Results of this type need to be checked on a case by case basis by analyzing the resampling distribution function for the specific test statistic.

B.1 Monte-Carlo approximated resampling tests

Finally, we want to discuss a computational difficulty that often arises in the context of resampling tests. The problem is that in practical applications the parameter M_n from the definition of a resampling method grows very fast in n and makes computations impossible for large n . One method of dealing with this is to approximate the resampling distribution \widehat{R}_n using a Monte-Carlo approximated version.

Definition B.6 (Monte-Carlo approximated resampling distribution)

Let \mathcal{X} be a measurable space, let $T = (T_n)_{n \in \mathbb{N}}$ be a test statistic on \mathcal{X} , let g be a resampling method and let $(K_i)_{i \in \mathbb{N}}$ be a sequence of independent uniformly distributed random variables on $\{1, \dots, M_n\}$. For all $B \in \mathbb{N}$ let $\widehat{\mathcal{R}}_{T_n}^B : \mathcal{X}^n \times \mathbb{R} \rightarrow [0, 1]$ be the functions defined for all $(x_1, \dots, x_n) \in \mathcal{X}^n$ and for all $t \in \mathbb{R}$ by

$$\widehat{\mathcal{R}}_{T_n}^B(x_1, \dots, x_n)(t) := \frac{1}{B} \sum_{i=1}^B \mathbb{1}_{\{T_n(g_{n, K_i}(x_1, \dots, x_n)) \leq t\}}$$

are called the Monte-Carlo approximated resampling distribution functions (corresponding to test statistic T and resampling method g).

The following proposition shows that $\widehat{\mathcal{R}}_{T_n}^B$ approximates \widehat{R}_{T_n} in an appropriate way.

Proposition B.7 (Monte-Carlo approximation of resampling distribution)

Let \mathcal{X} be a measurable space, let $T = (T_n)_{n \in \mathbb{N}}$ be a test statistic on \mathcal{X} , let g be a resampling method, let \widehat{R}_{T_n} be the resampling distribution functions and for all $B \in \mathbb{N}$ let $\widehat{\mathcal{R}}_{T_n}^B$ be the Monte-Carlo approximated resampling distribution functions. Then for all $(x_1, \dots, x_n) \in \mathcal{X}^n$ and for all $t \in \mathbb{R}$ it holds \mathbb{P} -a.s. that

$$\lim_{B \rightarrow \infty} \widehat{\mathcal{R}}_{T_n}^B(x_1, \dots, x_n)(t) = \widehat{R}_{T_n}(x_1, \dots, x_n)(t).$$

Proof Let $(K_i)_{i \in \mathbb{N}}$ be the sequence of uniformly distributed random variables on $\{1, \dots, M_n\}$ from the definition of $\widehat{\mathcal{R}}_{T_n}^B$, then introduce for all $k \in \{1, \dots, M_n\}$ and for all $i \in \mathbb{N}$ the random variables

$$Y_i^k := \mathbb{1}_{\{K_i = k\}}.$$

Y_i^k has a Bernoulli distribution with parameter $\frac{1}{M_n}$. Furthermore, we can write

$$\begin{aligned} \widehat{\mathcal{R}}_{T_n}^B(x_1, \dots, x_n)(t) &= \frac{1}{B} \sum_{i=1}^B \mathbb{1}_{\{T_n(g_{n, K_i}(x_1, \dots, x_n)) \leq t\}} \\ &= \sum_{k=1}^{M_n} \frac{\sum_{i=1}^B Y_i^k}{B} \mathbb{1}_{\{T_n(g_{n, k}(x_1, \dots, x_n)) \leq t\}}. \end{aligned}$$

By the strong law of large numbers this implies that \mathbb{P} -a.s. it holds that

$$\lim_{B \rightarrow \infty} \widehat{\mathcal{R}}_{T_n}^B(x_1, \dots, x_n)(t) = \frac{1}{M_n} \sum_{k=1}^{M_n} \mathbb{1}_{\{T_n(g_{n, k}(x_1, \dots, x_n)) \leq t\}} = \widehat{R}_{T_n}(x_1, \dots, x_n)(t),$$

which completes the proof of Proposition B.7. \square

We are now ready to define Monte-Carlo approximated resampling test. Instead of using the $(1 - \alpha)$ -quantile of the Monte-Carlo approximated resampling distribution we use a slightly larger critical value. Surprisingly, for resampling groups satisfying the invariance condition in Theorem B.5, this allows us to achieve level α for any value of B . The trick is that slightly larger critical value accounts for the uncertainty due to the Monte-Carlo approximation.

We define the test using the p-value as this leads to easier calculations. The corresponding critical value can then be calculated via the standard correspondence between p-value and hypothesis test.

Definition B.8 (Monte-Carlo approximated resampling test)

Let $\alpha \in (0, 1)$, let \mathcal{X} be a separable metric space, let $T = (T_n)_{n \in \mathbb{N}}$ be a test statistic on \mathcal{X} , let g be a resampling method, let $B \in \mathbb{N}$, let $(K_i)_{i \in \mathbb{N}}$ be a sequence of independent uniformly distributed random variables on $\{1, \dots, M_n\}$ and let (k_1, \dots, k_B) be a realization of (K_1, \dots, K_B) . For all $n \in \mathbb{N}$ define the function $\hat{p}_n : \mathcal{X}^n \rightarrow [\frac{1}{B+1}, 1]$ satisfying

$$\hat{p}_n(x_1, \dots, x_n) := \frac{1 + |\{i \in \{1, \dots, B\} : T_n(g_{n,k_i}(x_1, \dots, x_n)) \geq T_n(x_1, \dots, x_n)\}|}{1 + B}.$$

Then the hypothesis test $\varphi = (\varphi_n)_{n \in \mathbb{N}}$ defined for all $n \in \mathbb{N}$ and for all $(x_1, \dots, x_n) \in \mathcal{X}^n$ by

$$\varphi_n(x_1, \dots, x_n) := \mathbb{1}_{\{\hat{p}_n(x_1, \dots, x_n) \leq \alpha\}},$$

is called α -Monte-Carlo approximated resampling test.

The function \hat{p}_n is called p-value of the test φ_n . The following proposition shows that the Monte-Carlo approximated resampling test achieves level α given the appropriate invariance assumptions on g .

Proposition B.9 (Monte-Carlo approximated resampling test has valid level)

Let $\alpha \in (0, 1)$, let \mathcal{X} be a separable metric space, let $H_0, H_A \subseteq \mathcal{P}(\mathcal{X})$ be a null and alternative hypothesis respectively, let $T = (T_n)_{n \in \mathbb{N}}$ be a test statistic on \mathcal{X} , let $B \in \mathbb{N}$ and let g be a resampling group satisfying under H_0 that for all $n \in \mathbb{N}$ and for all $k \in \{1, \dots, M_n\}$ it holds that

$$g_{n,k}(X_1, \dots, X_n) \text{ is equal in distribution to } (X_1, \dots, X_n), \quad (\text{B.4})$$

and for all $k, l \in \{1, \dots, M_n\}$ it holds that

$$\mathbb{P}(T_n(g_{n,k}(X_1, \dots, X_n)) = T_n(g_{n,l}(X_1, \dots, X_n))) = 0. \quad (\text{B.5})$$

Then, the corresponding α -Monte-Carlo approximated resampling test $\varphi = (\varphi_n)_{n \in \mathbb{N}}$ has valid level α H_A .

Proof Begin by defining the function $f : \{1, \dots, M_n\}^B \times \mathcal{X}^n \rightarrow \{0, \dots, B\}$ satisfying for all $(k_1, \dots, k_B) \in \{1, \dots, M_n\}^B$ and for all $(x_1, \dots, x_n) \in \mathcal{X}^n$ that

$$f(k_1, \dots, k_B)(x_1, \dots, x_n) := |\{i \in \{1, \dots, B\} : T_n(g_{n,k_i}(x_1, \dots, x_n)) \geq T_n(x_1, \dots, x_n)\}|,$$

and the function $f_{tot} : \mathcal{X}^n \rightarrow \{1, \dots, M_n\}$ satisfying for all $(x_1, \dots, x_n) \in \mathcal{X}^n$ that

$$f_{tot}(x_1, \dots, x_n) := |\{i \in \{1, \dots, M_n\} : T_n(g_{n,i}(x_1, \dots, x_n)) \geq T_n(x_1, \dots, x_n)\}|.$$

Then, by the invariance assumption (B.4) it holds under H_0 for all $k, l \in \{1, \dots, M_n\}$ that

$$\mathbb{P}(f_{tot}(X_1, \dots, X_n) = l) = \mathbb{P}(f_{tot}(g_{n,k}(X_1, \dots, X_n)) = l). \quad (\text{B.6})$$

Moreover, since g is a group it holds \mathbb{P} -a.s. that

$$\begin{aligned} f_{tot}(g_{n,k}(X_1, \dots, X_n)) &= \sum_{i=1}^{M_n} \mathbb{1}_{\{T_n(g_{n,i}(g_{n,k}(X_1, \dots, X_n))) \geq T_n(g_{n,k}(X_1, \dots, X_n))\}} \\ &= \sum_{i=1}^{M_n} \mathbb{1}_{\{T_n(g_{n,i}(X_1, \dots, X_n)) \geq T_n(g_{n,k}(X_1, \dots, X_n))\}}, \end{aligned}$$

which implies together with (B.5) it holds \mathbb{P} -a.s. that

$$\sum_{k=1}^{M_n} \mathbb{1}_{\{f_{tot}(g_{n,k}(X_1, \dots, X_n))=l\}} = 1. \quad (\text{B.7})$$

Combining (B.6) and (B.7) it holds under H_0 that

$$\begin{aligned}
\mathbb{P}(f_{tot}(X_1, \dots, X_n) = l) &= \frac{1}{M_n} \sum_{k=1}^{M_n} \mathbb{P}(f_{tot}(g_{n,k}(X_1, \dots, X_n)) = l) \\
&= \frac{1}{M_n} \sum_{k=1}^{M_n} \mathbb{E}(\mathbb{1}_{\{f_{tot}(g_{n,k}(X_1, \dots, X_n))=l\}}) \\
&= \frac{1}{M_n} \mathbb{E}\left(\sum_{k=1}^{M_n} \mathbb{1}_{\{f_{tot}(g_{n,k}(X_1, \dots, X_n))=l\}}\right) \\
&= \frac{1}{M_n},
\end{aligned}$$

which proves that under H_0 it holds that $f_{tot}(X_1, \dots, X_n)$ is uniformly distributed on $\{1, \dots, M_n\}$. Furthermore, conditioned on $f_{tot}(X_1, \dots, X_n) = l$ it holds for all $i \in \{1, \dots, B\}$ that

$$\mathbb{1}_{\{T_n(g_{n,K_i}(X_1, \dots, X_n)) \geq T_n(X_1, \dots, X_n)\}}$$

is Bernoulli $\frac{l}{M_n}$ distributed which again conditioned on $f_{tot}(X_1, \dots, X_n) = l$ implies that

$$f(K_1, \dots, K_B)(X_1, \dots, X_n) = \sum_{i=1}^B \mathbb{1}_{\{T_n(g_{n,K_i}(X_1, \dots, X_n)) \geq T_n(X_1, \dots, X_n)\}}$$

has binomial distribution with parameters B and $\frac{l}{M_n}$. It therefore holds under H_0 that

$$\begin{aligned}
&\mathbb{P}(\widehat{p}_n(X_1, \dots, X_n) \leq \alpha) \\
&= \mathbb{P}(f(K_1, \dots, K_B)(X_1, \dots, X_n) \leq (B+1)\alpha - 1) \\
&= \sum_{l=1}^{M_n} \mathbb{P}(f(K_1, \dots, K_B)(X_1, \dots, X_n) \leq (B+1)\alpha - 1 \mid f_{tot}(X_1, \dots, X_n) = l) \\
&\quad \cdot \mathbb{P}(f_{tot}(X_1, \dots, X_n) = l) \\
&= \frac{1}{M_n} \sum_{l=1}^{M_n} \sum_{i=0}^{\lfloor (B+1)\alpha - 1 \rfloor} \binom{B}{i} \left(\frac{l}{M_n}\right)^i \left(1 - \frac{l}{M_n}\right)^{B-i} \\
&\leq \int_0^1 \sum_{i=0}^{\lfloor (B+1)\alpha - 1 \rfloor} \binom{B}{i} (x)^i (1-x)^{B-i} \lambda(dx) \\
&= \frac{\lfloor (B+1)\alpha - 1 \rfloor + 1}{B+1} \\
&\leq \alpha,
\end{aligned}$$

where we approximated the sum by an integral and solved the integral using integration by parts. This completes the proof of Proposition B.9. \square

The p-value is underestimated by the choice we made. In fact, as described in Phipson and Smyth (2010), the level of the test would be preserved even if we chose the p-value slightly larger. This allows to construct a permutation test which is not only valid in level but actually achieves exact level. The next proposition specifies the critical value that leads to the Monte-Carlo approximated resampling test.

Proposition B.10 (critical value of Monte-Carlo approximated resampling test)

Let $\alpha \in (0, 1)$, let \mathcal{X} be a measurable space, let $T = (T_n)_{n \in \mathbb{N}}$ be a test statistic on \mathcal{X} , let g be a resampling method, let $B \in \mathbb{N}$, let $(K_i)_{i \in \mathbb{N}}$ be a sequence of uniformly distributed random variables

on $\{1, \dots, M_n\}$ and let (k_1, \dots, k_B) be a realization of (K_1, \dots, K_B) . For all $n \in \mathbb{N}$ define the function $c_n : \mathcal{X}^n \rightarrow \mathbb{R}$ satisfying that $c_n(x_1, \dots, x_n)$ is the

$$\lceil (B+1)(1-\alpha) \rceil + \sum_{i=1}^B \mathbb{1}_{\{T_n(g_{n,k_i}(x_1, \dots, x_n)) = T_n(x_1, \dots, x_n)\}} \text{-th largest value}$$

in the vector $(T_n(g_{n,k_1}(x_1, \dots, x_n)), \dots, T_n(g_{n,k_B}(x_1, \dots, x_n)))$ if

$$\lceil (B+1)(1-\alpha) \rceil + \sum_{i=1}^B \mathbb{1}_{\{T_n(g_{n,k_i}(x_1, \dots, x_n)) = T_n(x_1, \dots, x_n)\}} \leq B$$

and ∞ otherwise. Then the hypothesis test $\varphi = (\varphi_n)_{n \in \mathbb{N}}$ defined for all $n \in \mathbb{N}$ and for all $(x_1, \dots, x_n) \in \mathcal{X}^n$ by

$$\varphi(x_1, \dots, x_n) := \mathbb{1}_{\{T_n(x_1, \dots, x_n) \geq c_n(x_1, \dots, x_n)\}},$$

is equal to the α -Monte-Carlo approximated resampling test.

Proof The following calculation is straight forward:

$$\begin{aligned} & \mathbb{1}_{\{\widehat{p}_n(x_1, \dots, x_n) \leq \alpha\}} \\ &= \mathbb{1}_{\left\{ \frac{1}{B} \sum_{i=1}^B \mathbb{1}_{\{T_n(g_{n,k_i}(x_1, \dots, x_n)) \geq T_n(x_1, \dots, x_n)\}} \leq \frac{B+1}{B} \alpha - \frac{1}{B} \right\}} \\ &= \mathbb{1}_{\left\{ \frac{B+1}{B} (1-\alpha) \leq \frac{1}{B} \sum_{i=1}^B \mathbb{1}_{\{T_n(g_{n,k_i}(x_1, \dots, x_n)) < T_n(x_1, \dots, x_n)\}} \right\}} \\ &= \mathbb{1}_{\{T_n(x_1, \dots, x_n) \geq c_n(x_1, \dots, x_n)\}} \\ &= \varphi_n(x_1, \dots, x_n). \end{aligned}$$

This completes the prove of Proposition B.10. \square

The Monte-Carlo approximated resampling test is closely related to the Monte-Carlo resampling distribution function. To see this observe that for large B it holds for all $(x_1, \dots, x_n) \in \mathcal{X}^n$ that

$$c_n(x_1, \dots, x_n) \approx (\widehat{R}_{T_n}^B(x_1, \dots, x_n))^{-1} (1 - \alpha).$$

As mentioned above c_n approximates the $(1 - \alpha)$ -quantile of the Monte-Carlo resampling distribution from above and gets closer as B increases.

C Additional proofs

C.1 Proof of Proposition 2.5

Proof Using the definition of the mean embedding we get

$$\begin{aligned} \text{dHSIC} &= \left\| \Pi \left(\mathbb{P}^{X^1} \otimes \dots \otimes \mathbb{P}^{X^d} \right) - \Pi \left(\mathbb{P}^{(X^1, \dots, X^d)} \right) \right\|_{\mathfrak{H}}^2 \\ &= \left\| \prod_{j=1}^d \mathbb{E} \left(k^j \left(X_1^j, \cdot \right) \right) - \mathbb{E} \left(\mathbf{k} \left(\mathbf{X}_1, \cdot \right) \right) \right\|_{\mathfrak{H}}^2 \\ &= \left\| \prod_{j=1}^d \mathbb{E} \left(k^j \left(X_1^j, \cdot \right) \right) \right\|_{\mathfrak{H}}^2 + \left\| \mathbb{E} \left(\mathbf{k} \left(\mathbf{X}_1, \cdot \right) \right) \right\|_{\mathfrak{H}}^2 \\ &\quad - 2 \left\langle \prod_{j=1}^d \mathbb{E} \left(k^j \left(X_1^j, \cdot \right) \right), \mathbb{E} \left(\mathbf{k} \left(\mathbf{X}_1, \cdot \right) \right) \right\rangle_{\mathfrak{H}} \end{aligned} \tag{C.1}$$

Next we simplify each term individually using the properties of the Bochner integral and the properties of tensor Hilbert spaces.

$$\begin{aligned}
\left\| \prod_{j=1}^d \mathbb{E} \left(k^j \left(X_1^j, \cdot \right) \right) \right\|_{\mathfrak{H}}^2 &= \prod_{j=1}^d \left\| \mathbb{E} \left(k^j \left(X_1^j, \cdot \right) \right) \right\|_{\mathfrak{H}^j}^2 \\
&= \prod_{j=1}^d \left\langle \mathbb{E} \left(k^j \left(X_1^j, \cdot \right) \right), \mathbb{E} \left(k^j \left(X_1^j, \cdot \right) \right) \right\rangle_{\mathfrak{H}^j} \\
&= \prod_{j=1}^d \mathbb{E} \left(\left\langle k^j \left(X_1^j, \cdot \right), k^j \left(X_2^j, \cdot \right) \right\rangle_{\mathfrak{H}^j} \right) \\
&= \prod_{j=1}^d \mathbb{E} \left(k^j \left(X_1^j, X_2^j \right) \right) \\
&= \mathbb{E} \left(\prod_{j=1}^d k^j \left(X_{2j-1}^j, X_{2j}^j \right) \right)
\end{aligned} \tag{C.2}$$

$$\begin{aligned}
\left\| \mathbb{E} \left(\mathbf{k} \left(\mathbf{X}_1, \cdot \right) \right) \right\|_{\mathfrak{H}}^2 &= \left\langle \mathbb{E} \left(\mathbf{k} \left(\mathbf{X}_1, \cdot \right) \right), \mathbb{E} \left(\mathbf{k} \left(\mathbf{X}_1, \cdot \right) \right) \right\rangle_{\mathfrak{H}} \\
&= \mathbb{E} \left(\left\langle \mathbf{k} \left(\mathbf{X}_1, \cdot \right), \mathbf{k} \left(\mathbf{X}_2, \cdot \right) \right\rangle_{\mathfrak{H}} \right) \\
&= \mathbb{E} \left(\mathbf{k} \left(\mathbf{X}_1, \mathbf{X}_2 \right) \right) \\
&= \mathbb{E} \left(\prod_{j=1}^d k^j \left(X_1^j, X_2^j \right) \right)
\end{aligned} \tag{C.3}$$

$$\begin{aligned}
\left\langle \prod_{j=1}^d \mathbb{E} \left(k^j \left(X_1^j, \cdot \right) \right), \mathbb{E} \left(\mathbf{k} \left(\mathbf{X}_1, \cdot \right) \right) \right\rangle_{\mathfrak{H}} &= \mathbb{E} \left(\left\langle \mathbb{E} \left(\prod_{j=1}^d k^j \left(X_{j+1}^j, \cdot \right) \right), \prod_{i=1}^d k^i \left(X_1^i, \cdot \right) \right\rangle_{\mathfrak{H}} \right) \\
&= \mathbb{E} \left(\left\langle \prod_{j=1}^d k^j \left(X_{j+1}^j, \cdot \right), \prod_{j=1}^d k^j \left(X_1^j, \cdot \right) \right\rangle_{\mathfrak{H}} \right) \\
&= \mathbb{E} \left(\prod_{j=1}^d \left\langle k^j \left(X_{j+1}^j, \cdot \right), k^j \left(X_1^j, \cdot \right) \right\rangle_{\mathfrak{H}^j} \right) \\
&= \mathbb{E} \left(\prod_{j=1}^d k^j \left(X_1^j, X_{j+1}^j \right) \right)
\end{aligned} \tag{C.4}$$

Combining (C.1), (C.2), (C.3) and (C.4) completes the proof of Proposition 2.5. \square

C.2 Proof of Lemma 2.7

Proof We prove the 5 properties separately.

- **h is symmetric:**

This is immediate by construction.

- **h is continuous:**

This follows from the continuity of the kernels k^j , which is assumed in Setting 1.

- **h is bounded:**

Under Setting 1 we assume that all k^j 's are bounded. Hence for all $j \in \{1, \dots, d\}$ let $C^j > 0$ such that for all $z_1, z_2 \in \mathcal{X}$ it holds that

$$|k^j(z_1, z_2)| < C^j.$$

Thus it is clear that for all $\mathbf{z}_1, \dots, \mathbf{z}_{2d} \in \mathcal{X}$ it holds that

$$|h(\mathbf{z}_1, \dots, \mathbf{z}_{2d})| < 4 \prod_{j=1}^d C^j =: C.$$

- **$\widehat{\text{dHSIC}}$ is a V-statistic with core function h :**

Compute directly,

$$\begin{aligned} V_n(h) &= \frac{1}{n^{2d}} \sum_{\mathbf{M}_{2d}(n)} h(\mathbf{X}_1, \dots, \mathbf{X}_{2d}) \\ &= \frac{1}{(2d)!} \sum_{\pi \in S_{2d}} \frac{1}{n^{2d}} \sum_{\mathbf{M}_{2d}(n)} \left[\prod_{j=1}^d k^j \left(X_{\pi(i_1)}^j, X_{\pi(i_2)}^j \right) + \prod_{j=1}^d k^j \left(X_{\pi(2j-1)}^j, X_{\pi(i_{2j})}^j \right) \right. \\ &\quad \left. - 2 \prod_{j=1}^d k^j \left(X_{\pi(i_1)}^j, X_{\pi(i_{j+1})}^j \right) \right] \\ &= \frac{1}{(2d)!} \sum_{\pi \in S_{2d}} \left[\frac{1}{n^2} \sum_{\mathbf{M}_2(n)} \prod_{j=1}^d k^j \left(X_{\pi(i_1)}^j, X_{\pi(i_2)}^j \right) \right. \\ &\quad + \frac{1}{n^{2d}} \sum_{\mathbf{M}_{2d}(n)} \prod_{j=1}^d k^j \left(X_{\pi(2j-1)}^j, X_{\pi(i_{2j})}^j \right) \\ &\quad \left. - \frac{2}{n^{d+1}} \sum_{\mathbf{M}_{d+1}(n)} \prod_{j=1}^d k^j \left(X_{\pi(i_1)}^j, X_{\pi(i_{j+1})}^j \right) \right] \\ &= \widehat{\text{dHSIC}}_n. \end{aligned}$$

- $\theta_h = \text{dHSIC}$:

Again computing directly,

$$\begin{aligned} \mathbb{E}(h(\mathbf{X}_1, \dots, \mathbf{X}_{2d})) &= \frac{1}{(2d)!} \sum_{\pi \in S_{2d}} \left[\mathbb{E} \left(\prod_{j=1}^d k^j \left(X_{\pi(1)}^j, X_{\pi(2)}^j \right) \right) \right. \\ &\quad + \mathbb{E} \left(\prod_{j=1}^d k^j \left(z_{\pi(2j-1)}^j, z_{\pi(2j)}^j \right) \right) \\ &\quad \left. - 2 \mathbb{E} \left(\prod_{j=1}^d k^j \left(z_{\pi(1)}^j, z_{\pi(j+1)}^j \right) \right) \right] \\ &= \frac{1}{(2d)!} \sum_{\pi \in S_{2d}} \left[\mathbb{E} \left(\prod_{j=1}^d k^j \left(X_1^j, X_2^j \right) \right) + \mathbb{E} \left(\prod_{j=1}^d k^j \left(z_{2j-1}^j, z_{2j}^j \right) \right) \right. \\ &\quad \left. - 2 \mathbb{E} \left(\prod_{j=1}^d k^j \left(z_1^j, z_{j+1}^j \right) \right) \right] \\ &= \text{dHSIC}. \end{aligned}$$

This completes the proof of Lemma 2.7 \square

C.3 Proof of Theorem 3.1

Proof Let $t \in \mathbb{R}$ and $\mathbf{X}_1, \mathbf{X}_2, \dots \stackrel{\text{iid}}{\sim} \mathbb{P}^{\mathbf{X}} \in H_A$ fixed, then

$$\begin{aligned} & \mathbb{P} \left(n \cdot \widehat{\text{dHSIC}}_n(\mathbf{X}_1, \dots, \mathbf{X}_n) \leq t \right) \\ &= \mathbb{P} \left(\sqrt{n}(\widehat{\text{dHSIC}}_n(\mathbf{X}_1, \dots, \mathbf{X}_n) - \text{dHSIC}) \leq \frac{t}{\sqrt{n}} - \sqrt{n} \text{dHSIC} \right). \end{aligned} \quad (\text{C.5})$$

Moreover, by Lemma 2.7 it holds that $\widehat{\text{dHSIC}}$ is simply the V-statistic $V_n(h)$ with $\theta_h = \text{dHSIC}$. Additionally, again by Lemma 2.7 it holds that h is bounded and continuous. If $\xi_1(h) > 0$ then we can apply Theorem A.7 to see that,

$$\sqrt{n} \left(\widehat{\text{dHSIC}}_n - \text{dHSIC} \right) \xrightarrow{d} \mathcal{N} \left(0, (2d)^2 \xi_1(h) \right) \quad (\text{C.6})$$

as $n \rightarrow \infty$. Next assume $\xi_1(h) = 0$, then by Theorem A.5 it holds that

$$\mathbb{E} \left(n \left(\widehat{\text{dHSIC}}_n - \text{dHSIC} \right)^2 \right) = n \text{Var} \left(\widehat{\text{dHSIC}} \right) = \mathcal{O} \left(n^{-1} \right)$$

as $n \rightarrow \infty$ and since convergence in second moment implies convergence in distribution this implies

$$\sqrt{n} \left(\widehat{\text{dHSIC}}_n - \text{dHSIC} \right) \xrightarrow{d} 0 \quad (\text{C.7})$$

as $n \rightarrow \infty$. Using the corollary of Slutsky's theorem given in Lehmann and Romano (2005, Corollary 11.2.3) and combining (C.5) with (C.6) if $\xi_1(h) > 0$ and (C.5) with (C.7) if $\xi_1(h) = 0$ completes the proof of Corollary 3.1. \square

C.4 Proof of Theorem 3.2

Proof Use Lemma 2.7 to observe that $\widehat{\text{dHSIC}}_n$ is simply the V-statistic $V_n(h)$ with $\theta_h = \text{dHSIC}$. By Lemma D.3 it holds that $\xi_1(h) = 0$ under H_0 and moreover, again by Lemma 2.7 it holds that h is bounded and continuous. If $\xi_2(h) > 0$, we can apply Theorem A.9 to see that,

$$n \cdot \widehat{\text{dHSIC}}_n \xrightarrow{d} \binom{2d}{2} \sum_{i=1}^{\infty} \lambda_i Z_i^2$$

as $n \rightarrow \infty$. If $\xi_2(h) = 0$, we can apply Theorem A.5 to see that $\lim_{n \rightarrow \infty} \text{Var}(n \cdot \widehat{\text{dHSIC}}_n) = 0$. Combining this with Theorem A.6 and Lemma A.8 hence leads to

$$n \cdot \widehat{\text{dHSIC}}_n \xrightarrow{d} \binom{2d}{2} \sum_{i=1}^{\infty} \lambda_i.$$

as $n \rightarrow \infty$, which completes the proof of Theorem 3.2. \square

C.5 Proof of Proposition 3.4

Proof Fix $n \in \mathbb{N}$, under H_0 , i.e. $\mathbf{X}_1, \mathbf{X}_2, \dots \stackrel{\text{iid}}{\sim} \mathbb{P}^{\mathbf{X}} \in H_0$, it holds that the individual coordinates of \mathbf{X}_i are independent. Hence, for all $\psi \in (S_n)^d$ it holds that $(\mathbf{X}_1, \dots, \mathbf{X}_n)$ is equal in distribution to $(\mathbf{X}_1^\psi, \dots, \mathbf{X}_n^\psi)$, so in particular, we have that

$$g_{n,\psi}(\mathbf{X}_1, \dots, \mathbf{X}_n) \text{ is equal in distribution to } (\mathbf{X}_1, \dots, \mathbf{X}_n). \quad (\text{C.8})$$

Moreover since $(S_n)^d$ has a group structure we can apply Theorem B.5 to get that φ has level α , which completes the proof of Proposition 3.4. \square

C.6 Proof of Theorem 3.6

In order to prove Theorem 3.6 we make the following definition.

Definition C.1 (empirical product distribution function)

Assume Setting 1, then the function $\widehat{F}_n : \mathcal{X}^n \times \mathbb{R}^d \rightarrow [0, 1]$ satisfying for all $(\mathbf{x}_1, \dots, \mathbf{x}_n) \in \mathcal{X}^n$ and for all $\mathbf{t} \in \mathbb{R}^d$ that

$$\widehat{F}_n(\mathbf{x}_1, \dots, \mathbf{x}_n)(\mathbf{t}) := \prod_{j=1}^d \left(\frac{1}{n} \sum_{i=1}^n \mathbb{1}_{\{x_i^j \leq t^j\}} \right)$$

is called the empirical product distribution function.

The following lemma will be essential in the proof of Theorem 3.6 and shows that random draws from the resampling distribution correspond to independent draws from the empirical product distribution $\widehat{\mathbb{P}}_n^{X^1} \otimes \dots \otimes \widehat{\mathbb{P}}_n^{X^d}$.

Lemma C.2 (bootstrapping property)

Assume Setting 1, let $n \in \mathbb{N}$, and for all $\psi \in B_n^d$ let $g_{n,\psi}$ be defined as in (3.4), let Ψ be a random variable with uniform distribution on B_n^d and let \widehat{F}_n be the empirical product distribution function. Then it holds for all $(\mathbf{x}_1, \dots, \mathbf{x}_n) \in \mathcal{X}^n$ that

$$g_{n,\Psi}(\mathbf{x}_1, \dots, \mathbf{x}_n) = (\mathbf{x}_{n,1}^\Psi, \dots, \mathbf{x}_{n,n}^\Psi)$$

are n iid random variables with distribution function $\widehat{F}_n(\mathbf{x}_1, \dots, \mathbf{x}_n)$.

Proof Let $(\tilde{\Omega}, \tilde{\mathcal{F}}, \tilde{\mathbb{P}})$ be the probability space such that $\Psi = (\Psi^1, \dots, \Psi^d) : \tilde{\Omega} \rightarrow B_n^d$. Then, by the properties of the uniform distribution it holds that Ψ^1, \dots, Ψ^d are iid with uniform distribution on B_n . This implies that for all $(\mathbf{x}_1, \dots, \mathbf{x}_n) \in \mathcal{X}^n$, for all $i \in \{1, \dots, n\}$ and for all $\mathbf{t} \in \mathbb{R}^d$ it holds that

$$\begin{aligned} \tilde{\mathbb{P}}(\mathbf{x}_{n,i}^\Psi \leq \mathbf{t}) &= \prod_{j=1}^d \tilde{\mathbb{P}}(x_{n,\Psi^j(i)}^j \leq t^j) \\ &= \prod_{j=1}^d \left(\frac{1}{|B_n|} \sum_{\psi \in B} \mathbb{1}_{\{x_{n,\psi(i)}^j \leq t^j\}} \right) \\ &= \prod_{j=1}^d \left(\frac{1}{n} \sum_{l=1}^n \mathbb{1}_{\{x_{n,l}^j \leq t^j\}} \right). \end{aligned}$$

Hence, it holds for all $i \in \{1, \dots, n\}$ that $\mathbf{x}_{n,i}^\Psi$ has distribution function $\widehat{F}_n(\mathbf{x}_1, \dots, \mathbf{x}_n)$. Moreover, by an explicit calculation it holds for all $i, j \in \{1, \dots, n\}$ with $i \neq j$ and for all $\mathbf{k}, \mathbf{l} \in \{1, \dots, n\}^d$ that

$$\tilde{\mathbb{P}}(\Psi(i) = \mathbf{k}, \Psi(j) = \mathbf{l}) = \tilde{\mathbb{P}}(\Psi(i) = \mathbf{k}) \tilde{\mathbb{P}}(\Psi(j) = \mathbf{l}),$$

which implies that $\Psi(i)$ is independent of $\Psi(j)$. Consequently, it also holds that $\mathbf{x}_{n,i}^\Psi$ is independent of \mathbf{x}_j^Ψ . This finally proves that for all $(\mathbf{x}_1, \dots, \mathbf{x}_n) \in \mathcal{X}^n$ it holds that

$$g_{n,\Psi}(\mathbf{x}_1, \dots, \mathbf{x}_n) = (\mathbf{x}_{n,1}^\Psi, \dots, \mathbf{x}_{n,n}^\Psi)$$

are iid random variables with distribution function $\widehat{F}_n(\mathbf{x}_1, \dots, \mathbf{x}_n)$, which completes the proof of Lemma C.2. \square

Finally, we are ready for the actual proof of Theorem 3.6.

Proof Let $\mathbf{X}_1, \mathbf{X}_2, \dots \stackrel{\text{iid}}{\sim} \mathbb{P}^{\mathbf{X}} \in H_0$ be fixed and begin by introducing the following notation:

- Let $(Z_i)_{i \in \mathbb{N}}$ be a sequence of independent standard normal random variables on \mathbb{R} , let $T_{h_2} \in L(L^2(\mathbb{P}^{\mathbf{X}}, |\cdot|_{\mathbb{R}}))$ with the property that for every $f \in L^2(\mathbb{P}^{\mathbf{X}}, |\cdot|_{\mathbb{R}})$ and for every $\mathbf{x} \in \mathcal{X}$ it holds that

$$(T_{h_2}(f))(\mathbf{x}) = \int_{\mathcal{X}} h_2(\mathbf{x}, \mathbf{y}) f(\mathbf{y}) \mathbb{P}^{\mathbf{X}}(d\mathbf{y})$$

and let $(\lambda_i)_{i \in \mathbb{N}}$ be the eigenvalues of T_{h_2} .

- Let \widehat{F}_n be the empirical product distribution function and define for all $\mathbf{t} \in \mathbb{R}^d$ the population product distribution function by

$$F(\mathbf{t}) := (\mathbb{P}^{\mathbf{X}})((-\infty, t^1] \times \cdots \times (-\infty, t^d]) = \prod_{j=1}^d \mathbb{P}(X^j \leq t^j)$$

By Theorem 3.2 it follows that

$$n \cdot \widehat{\text{dHSIC}}_n(\mathbf{X}_1, \dots, \mathbf{X}_n) \xrightarrow{d} \binom{2d}{2} \sum_{i=1}^{\infty} \lambda_i Z_i^2 \quad (\text{C.9})$$

as $n \rightarrow \infty$. Moreover, applying the Glivenko-Cantelli theorem (e.g. van der Vaart, 1998, Theorem 19.1), which extends the strong law of large numbers for empirical distributions to uniform convergence, shows that there exists a subset $A_0 \subseteq \Omega$ such that $\mathbb{P}(A_0) = 1$ and such that for all $\omega \in A_0$ it holds for all $\mathbf{t} \in \mathbb{R}^d$ that

$$\lim_{n \rightarrow \infty} \widehat{F}_n(\mathbf{X}_1(\omega), \dots, \mathbf{X}_n(\omega))(\mathbf{t}) = F(\mathbf{t}). \quad (\text{C.10})$$

Next, for all $n \in \mathbb{N}$ let Ψ_n be a uniformly distributed random variable on B_n^d independent of \mathbf{X} and $(\mathbf{X}_i)_{i \in \mathbb{N}}$. Then, by Lemma C.2 it holds for all $n \in \mathbb{N}$ and for all $(\mathbf{x}_1, \dots, \mathbf{x}_n) \in \mathcal{X}^n$ that

$$g_{n, \Psi_n}(\mathbf{x}_1, \dots, \mathbf{x}_n) = (\mathbf{x}_{n,1}^{\Psi_n}, \dots, \mathbf{x}_{n,n}^{\Psi_n})$$

are iid random variables with distribution function $\widehat{F}_n(\mathbf{x}_1, \dots, \mathbf{x}_n)$. Hence, for fixed $\omega \in A_0$ and for all $i \in \mathbb{N}$ define $\mathbf{x}_i := \mathbf{X}_i(\omega)$, then by (C.10) it holds that

$$\mathbf{x}_{n,i}^{\Psi_n} \xrightarrow{d} \mathbf{X}$$

as $n \rightarrow \infty$. Hence, we are in the same setting as described in Setting 4.

Since both $\mathbb{P}^{\mathbf{X}} \in H_0$ and $\widehat{\mathbb{P}}_n^{X^1} \otimes \cdots \otimes \widehat{\mathbb{P}}_n^{X^d} \in H_0$ it holds by Lemma D.3 for all $\mathbf{z} \in \mathcal{X}$ that

$$h_1(\mathbf{z}) = \mathbb{E}(h(\mathbf{z}, \mathbf{X}_2, \dots, \mathbf{X}_{2d})) = 0$$

and for all $n \in \{2d, 2d+1, \dots\}$ and for all $\mathbf{z} \in \mathcal{X}$ that

$$h_1^n(\mathbf{z}) = \mathbb{E}\left(h(\mathbf{z}, \mathbf{x}_{n,2}^{\Psi_n}, \dots, \mathbf{x}_{n,2d}^{\Psi_n})\right) = 0,$$

where h is defined as in (2.4). Moreover, it holds by Theorem 2.4 that

$$\theta_h = \mathbb{E}(h(\mathbf{X}_1, \dots, \mathbf{X}_{2d})) = \text{dHSIC}(\mathbb{P}^{\mathbf{X}}) = 0.$$

We therefore satisfy all requirements of Theorem A.13 and get that if $\xi_2(h) > 0$ it holds that

$$n \cdot \widehat{\text{dHSIC}}_n(\mathbf{x}_{n,1}^{\Psi_n}, \dots, \mathbf{x}_{n,n}^{\Psi_n}) = n \tilde{V}_n(h) \xrightarrow{d} \binom{2d}{2} \sum_{i=1}^{\infty} \lambda_i Z_i^2 \quad (\text{C.11})$$

as $n \rightarrow \infty$ and if $\xi_2(h) = 0$ it holds that

$$n \cdot \widehat{\text{dHSIC}}_n(\mathbf{x}_{n,1}^{\Psi_n}, \dots, \mathbf{x}_{n,n}^{\Psi_n}) = n\tilde{V}_n(h) \xrightarrow{d} \binom{2d}{2} \sum_{i=1}^{\infty} \lambda_i \quad (\text{C.12})$$

as $n \rightarrow \infty$. We consider both cases individually. If $\xi_2(h) > 0$, let $G : \mathbb{R} \rightarrow (0, 1)$ be the distribution function of $\binom{2d}{2} \sum_{i=1}^{\infty} \lambda_i Z_i^2$, then by (C.11) it holds for all $t \in \mathbb{R}$ that

$$\begin{aligned} \lim_{n \rightarrow \infty} \widehat{R}_n(\mathbf{x}_1, \dots, \mathbf{x}_n)(t) &= \lim_{n \rightarrow \infty} \frac{1}{n^{nd}} \sum_{\psi \in B_n^d} \mathbb{1}_{\{n \cdot \widehat{\text{dHSIC}}_n(\mathbf{x}_{n,1}^{\psi}, \dots, \mathbf{x}_{n,n}^{\psi}) \leq t\}} \\ &= \lim_{n \rightarrow \infty} \mathbb{E} \left(\mathbb{1}_{\{n \cdot \widehat{\text{dHSIC}}_n(\mathbf{x}_{n,1}^{\Psi_n}, \dots, \mathbf{x}_{n,n}^{\Psi_n}) \leq t\}} \right) \\ &= \lim_{n \rightarrow \infty} \mathbb{P} \left(n \cdot \widehat{\text{dHSIC}}_n(\mathbf{x}_{n,1}^{\Psi_n}, \dots, \mathbf{x}_{n,n}^{\Psi_n}) \leq t \right) \\ &= G(t). \end{aligned}$$

Since G is continuous it holds for all $t \in (0, 1)$ that

$$\lim_{n \rightarrow \infty} \left(\widehat{R}_n(\mathbf{x}_1, \dots, \mathbf{x}_n) \right)^{-1}(t) = G^{-1}(t)$$

(e.g. Lehmann and Romano, 2005, Lemma 11.2.1). Recall that $\mathbb{P}(A_0) = 1$ which implies that it holds \mathbb{P} -a.s. that

$$\lim_{n \rightarrow \infty} \left(\widehat{R}_n(\mathbf{X}_1, \dots, \mathbf{X}_n) \right)^{-1}(1 - \alpha) = G^{-1}(1 - \alpha). \quad (\text{C.13})$$

Finally, we can perform the following calculation

$$\begin{aligned} &\limsup_{n \rightarrow \infty} \mathbb{P}(\varphi_n(\mathbf{X}_1, \dots, \mathbf{X}_n) = 1) \\ &= \limsup_{n \rightarrow \infty} \mathbb{P} \left(n \cdot \widehat{\text{dHSIC}}_n(\mathbf{X}_1, \dots, \mathbf{X}_n) > \left(\widehat{R}_n(\mathbf{X}_1, \dots, \mathbf{X}_n) \right)^{-1}(1 - \alpha) \right) \\ &= 1 - \liminf_{n \rightarrow \infty} \mathbb{P} \left(n \cdot \widehat{\text{dHSIC}}_n(\mathbf{X}_1, \dots, \mathbf{X}_n) \leq \left(\widehat{R}_n(\mathbf{X}_1, \dots, \mathbf{X}_n) \right)^{-1}(1 - \alpha) \right) \\ &= 1 - G(G^{-1}(1 - \alpha)) = \alpha, \end{aligned}$$

where in the last step we use the corollary of Slutsky's theorem given in Lehmann and Romano (2005, Corollary 11.2.3) together with (C.9) and (C.13). If $\xi_2(h) = 0$ then it holds for all $t \in \mathbb{R}$ that

$$\begin{aligned} \lim_{n \rightarrow \infty} \widehat{R}_n(\mathbf{x}_1, \dots, \mathbf{x}_n)(t) &= \lim_{n \rightarrow \infty} \frac{1}{n^{nd}} \sum_{\psi \in B_n^d} \mathbb{1}_{\{n \cdot \widehat{\text{dHSIC}}_n(\mathbf{x}_{n,1}^{\psi}, \dots, \mathbf{x}_{n,n}^{\psi}) \leq t\}} \\ &= \lim_{n \rightarrow \infty} \mathbb{E} \left(\mathbb{1}_{\{n \cdot \widehat{\text{dHSIC}}_n(\mathbf{x}_{n,1}^{\Psi_n}, \dots, \mathbf{x}_{n,n}^{\Psi_n}) \leq t\}} \right) \\ &= \lim_{n \rightarrow \infty} \mathbb{P} \left(n \cdot \widehat{\text{dHSIC}}_n(\mathbf{x}_{n,1}^{\Psi_n}, \dots, \mathbf{x}_{n,n}^{\Psi_n}) \leq t \right) \\ &= \mathbb{1}_{\{\binom{2d}{2} \sum_{i=1}^{\infty} \lambda_i \leq t\}}. \end{aligned}$$

Consequently, we get for all $t \in (0, 1)$ that

$$\lim_{n \rightarrow \infty} \left(\widehat{R}_n(\mathbf{x}_1, \dots, \mathbf{x}_n) \right)^{-1}(t) = \binom{2d}{2} \sum_{i=1}^{\infty} \lambda_i.$$

Since $\mathbb{P}(A_0) = 1$ this in particular implies that it holds \mathbb{P} -a.s. that

$$\lim_{n \rightarrow \infty} \left(\widehat{R}_n(\mathbf{X}_1, \dots, \mathbf{X}_n) \right)^{-1}(1 - \alpha) = \binom{2d}{2} \sum_{i=1}^{\infty} \lambda_i.$$

Hence, applying Fatou's lemma we get

$$\begin{aligned}
& \limsup_{n \rightarrow \infty} \mathbb{P}(\varphi_n(\mathbf{X}_1, \dots, \mathbf{X}_n) = 1) \\
&= \limsup_{n \rightarrow \infty} \mathbb{P}\left(n \cdot \widehat{\text{dHSIC}}_n(\mathbf{X}_1, \dots, \mathbf{X}_n) > \left(\widehat{R}_n(\mathbf{X}_1, \dots, \mathbf{X}_n)\right)^{-1} (1 - \alpha)\right) \\
&= 1 - \liminf_{n \rightarrow \infty} \mathbb{P}\left(n \cdot \widehat{\text{dHSIC}}_n(\mathbf{X}_1, \dots, \mathbf{X}_n) \leq \left(\widehat{R}_n(\mathbf{X}_1, \dots, \mathbf{X}_n)\right)^{-1} (1 - \alpha)\right) \\
&\leq 1 - \mathbb{E}\left(\liminf_{n \rightarrow \infty} \mathbb{1}_{\{n \cdot \widehat{\text{dHSIC}}_n(\mathbf{X}_1, \dots, \mathbf{X}_n) \leq (\widehat{R}_n(\mathbf{X}_1, \dots, \mathbf{X}_n))^{-1} (1 - \alpha)\}}\right) = 0,
\end{aligned}$$

which completes the proof of Theorem 3.6. \square

C.7 Proof of Theorem 3.7

Similar to the proof of Theorem 3.6 the proof of Theorem 3.7 also requires Lemma C.2

Proof Let $\mathbf{X}_1, \mathbf{X}_2, \dots \stackrel{\text{iid}}{\sim} \mathbb{P}^{\mathbf{X}} \in H_A$ be fixed and begin by introducing the following notation:

- Let $(Z_i)_{i \in \mathbb{N}}$ be a sequence of independent standard normal random variables on \mathbb{R} , let $T_{h_2} \in L(L^2(\mathbb{P}^{X^1} \otimes \dots \otimes \mathbb{P}^{X^d}, |\cdot|_{\mathbb{R}}))$ with the property that for every $f \in L^2(\mathbb{P}^{X^1} \otimes \dots \otimes \mathbb{P}^{X^d}, |\cdot|_{\mathbb{R}})$ and for every $\mathbf{x} \in \mathcal{X}$ it holds that

$$(T_{h_2}(f))(\mathbf{x}) = \int_{\mathcal{X}} h_2(\mathbf{x}, \mathbf{y}) f(\mathbf{y}) \mathbb{P}^{X^1} \otimes \dots \otimes \mathbb{P}^{X^d}(\mathbf{y}) \quad (\text{C.14})$$

and let $(\lambda_i)_{i \in \mathbb{N}}$ be the eigenvalues of T_{h_2} .

- Let \widehat{F}_n be the empirical product distribution function and define for all $\mathbf{t} \in \mathbb{R}^d$ the population product distribution function by

$$F(\mathbf{t}) := \left(\mathbb{P}^{X^1} \otimes \dots \otimes \mathbb{P}^{X^d}\right)\left((-\infty, t^1] \times \dots \times (-\infty, t^d]\right) = \prod_{j=1}^d \mathbb{P}(X^j \leq t^j)$$

Applying the Glivenko-Cantelli theorem (e.g. van der Vaart, 1998, Theorem 19.1), which extends the strong law of large numbers for empirical distributions to uniform convergence, shows that there exists a subset $A_0 \subseteq \Omega$ such that $\mathbb{P}(A_0) = 1$ and such that for all $\omega \in A_0$ it holds for all $\mathbf{t} \in \mathbb{R}^d$ that

$$\lim_{n \rightarrow \infty} \widehat{F}_n(\mathbf{X}_1(\omega), \dots, \mathbf{X}_n(\omega))(\mathbf{t}) = F(\mathbf{t}). \quad (\text{C.15})$$

Next, for all $n \in \mathbb{N}$ let Ψ_n be a uniformly distributed random variable on B_n^d independent of \mathbf{X} and $(\mathbf{X}_i)_{i \in \mathbb{N}}$. Then, by Lemma C.2 it holds for all $n \in \mathbb{N}$ and for all $(\mathbf{x}_1, \dots, \mathbf{x}_n) \in \mathcal{X}^n$ that

$$g_{n, \Psi_n}(\mathbf{x}_1, \dots, \mathbf{x}_n) = \left(\mathbf{x}_{n,1}^{\Psi_n}, \dots, \mathbf{x}_{n,n}^{\Psi_n}\right)$$

are iid random variables with distribution function $\widehat{F}_n(\mathbf{x}_1, \dots, \mathbf{x}_n)$.

Fix $\omega \in A_0$, let $(\mathbf{X}_i^*)_{i \in \mathbb{N}}$ be iid sequence of random variables with distribution $\mathbb{P}^{X^1} \otimes \dots \otimes \mathbb{P}^{X^d}$ and for all $i \in \mathbb{N}$ define $\mathbf{x}_i := \mathbf{X}_i(\omega)$. Then, by (C.15) it holds that

$$\mathbf{x}_{n,i}^{\Psi_n} \xrightarrow{d} \mathbf{X}_i^*$$

as $n \rightarrow \infty$. Hence, we are in the same setting as described in Setting 4.

Since both $\mathbb{P}^{X^1} \otimes \dots \otimes \mathbb{P}^{X^d} \in H_0$ and $\widehat{\mathbb{P}}_n^{X^1} \otimes \dots \otimes \widehat{\mathbb{P}}_n^{X^d} \in H_0$ it holds by Lemma D.3 for all $\mathbf{z} \in \mathcal{X}$ that

$$h_1(\mathbf{z}) = \mathbb{E}(h(\mathbf{z}, \mathbf{X}_2^*, \dots, \mathbf{X}_{2d}^*)) = 0$$

and for all $n \in \{2d, 2d + 1, \dots\}$ and for all $\mathbf{z} \in \mathcal{X}$ that

$$h_1^n(\mathbf{z}) = \mathbb{E} \left(h(\mathbf{z}, \mathbf{x}_{n,2}^{\Psi_n}, \dots, \mathbf{x}_{n,2d}^{\Psi_n}) \right) = 0,$$

where h is defined as in (2.4). Moreover, it holds by Proposition 2.4 that

$$\theta_h = \mathbb{E} (h(\mathbf{X}_1^*, \dots, \mathbf{X}_{2d}^*)) = \text{dHSIC} \left(\mathbb{P}^{X^1} \otimes \dots \otimes \mathbb{P}^{X^d} \right) = 0.$$

We therefore satisfy all requirements of Theorem A.13 and get that if $\xi_2(h) > 0$ it holds that

$$n \cdot \widehat{\text{dHSIC}}_n(\mathbf{x}_{n,1}^{\Psi_n}, \dots, \mathbf{x}_{n,n}^{\Psi_n}) = n\tilde{V}_n(h) \xrightarrow{d} \binom{2d}{2} \sum_{i=1}^{\infty} \lambda_i Z_i^2 \quad (\text{C.16})$$

as $n \rightarrow \infty$ and if $\xi_2(h) = 0$ it holds that

$$n \cdot \widehat{\text{dHSIC}}_n(\mathbf{x}_{n,1}^{\Psi_n}, \dots, \mathbf{x}_{n,n}^{\Psi_n}) = n\tilde{V}_n(h) \xrightarrow{d} \binom{2d}{2} \sum_{i=1}^{\infty} \lambda_i \quad (\text{C.17})$$

as $n \rightarrow \infty$, where the λ_i 's are defined as the eigenvalues of the operator in (C.14). We now consider both cases individually. If $\xi_2(h) > 0$, let $G : \mathbb{R} \rightarrow (0, 1)$ be the distribution function of $\binom{2d}{2} \sum_{i=1}^{\infty} \lambda_i Z_i^2$, then by (C.16) it holds for all $t \in \mathbb{R}$ that

$$\begin{aligned} \lim_{n \rightarrow \infty} \widehat{R}_n(\mathbf{x}_1, \dots, \mathbf{x}_n)(t) &= \lim_{n \rightarrow \infty} \frac{1}{n^{nd}} \sum_{\psi \in B_n^d} \mathbb{1}_{\{n \cdot \widehat{\text{dHSIC}}_n(\mathbf{x}_{n,1}^{\psi}, \dots, \mathbf{x}_{n,n}^{\psi}) \leq t\}} \\ &= \lim_{n \rightarrow \infty} \mathbb{E} \left(\mathbb{1}_{\{n \cdot \widehat{\text{dHSIC}}_n(\mathbf{x}_{n,1}^{\Psi_n}, \dots, \mathbf{x}_{n,n}^{\Psi_n}) \leq t\}} \right) \\ &= \lim_{n \rightarrow \infty} \mathbb{P} \left(n \cdot \widehat{\text{dHSIC}}_n(\mathbf{x}_{n,1}^{\Psi_n}, \dots, \mathbf{x}_{n,n}^{\Psi_n}) \leq t \right) \\ &= G(t). \end{aligned}$$

Since G is continuous it holds for all $t \in (0, 1)$ that

$$\lim_{n \rightarrow \infty} \left(\widehat{R}_n(\mathbf{x}_1, \dots, \mathbf{x}_n) \right)^{-1}(t) = G^{-1}(t)$$

(e.g. Lehmann and Romano, 2005, Lemma 11.2.1). Therefore we have shown that for all $\omega \in A_0$ it holds that

$$\lim_{n \rightarrow \infty} \left(\widehat{R}_n(\mathbf{X}_1(\omega), \dots, \mathbf{X}_n(\omega)) \right)^{-1}(1 - \alpha) = G^{-1}(1 - \alpha). \quad (\text{C.18})$$

If $\xi_2(h) = 0$ then it holds for all $t \in \mathbb{R}$ that

$$\begin{aligned} \lim_{n \rightarrow \infty} \widehat{R}_n(\mathbf{x}_1, \dots, \mathbf{x}_n)(t) &= \lim_{n \rightarrow \infty} \frac{1}{n^{nd}} \sum_{\psi \in B_n^d} \mathbb{1}_{\{n \cdot \widehat{\text{dHSIC}}_n(\mathbf{x}_{n,1}^{\psi}, \dots, \mathbf{x}_{n,n}^{\psi}) \leq t\}} \\ &= \lim_{n \rightarrow \infty} \mathbb{E} \left(\mathbb{1}_{\{n \cdot \widehat{\text{dHSIC}}_n(\mathbf{x}_{n,1}^{\Psi_n}, \dots, \mathbf{x}_{n,n}^{\Psi_n}) \leq t\}} \right) \\ &= \lim_{n \rightarrow \infty} \mathbb{P} \left(n \cdot \widehat{\text{dHSIC}}_n(\mathbf{x}_{n,1}^{\Psi_n}, \dots, \mathbf{x}_{n,n}^{\Psi_n}) \leq t \right) \\ &= \mathbb{1}_{\{\binom{2d}{2} \sum_{i=1}^{\infty} \lambda_i \leq t\}}. \end{aligned}$$

Consequently, we get that

$$\lim_{n \rightarrow \infty} \left(\widehat{R}_n(\mathbf{x}_1, \dots, \mathbf{x}_n) \right)^{-1}(1 - \alpha) = \binom{2d}{2} \sum_{i=1}^{\infty} \lambda_i.$$

Introduce the set

$$A_1 := \left\{ \omega \in \Omega \mid \forall t \in \mathbb{R} : \lim_{n \rightarrow \infty} \mathbb{1}_{\{n \cdot \widehat{\text{dHSIC}}_n(\mathbf{X}_1(\omega), \dots, \mathbf{X}_n(\omega)) \leq t\}} = 0 \right\}. \quad (\text{C.19})$$

By Theorem 3.1 it holds that $\mathbb{P}(A_1) = 1$, which implies that $\mathbb{P}(A_0 \cap A_1) = 1$. Let $\omega \in A_0 \cap A_1$, then by (C.18) and (C.19) there exists a constant $t^* \in \mathbb{R}$ such that for all $n \in \mathbb{N}$ it holds that

$$\left(\widehat{R}_n(\mathbf{X}_1(\omega), \dots, \mathbf{X}_n(\omega)) \right)^{-1} (1 - \alpha) \leq t^*$$

and hence

$$\begin{aligned} & \lim_{n \rightarrow \infty} \mathbb{1}_{\{n \cdot \widehat{\text{dHSIC}}_n(\mathbf{X}_1(\omega), \dots, \mathbf{X}_n(\omega)) \leq (\widehat{R}_n(\mathbf{X}_1(\omega), \dots, \mathbf{X}_n(\omega)))^{-1} (1 - \alpha)\}} \\ & \leq \lim_{n \rightarrow \infty} \mathbb{1}_{\{n \cdot \widehat{\text{dHSIC}}_n(\mathbf{X}_1(\omega), \dots, \mathbf{X}_n(\omega)) \leq t^*\}} = 0. \end{aligned}$$

This proves that \mathbb{P} -a.s. it holds that

$$\lim_{n \rightarrow \infty} \mathbb{1}_{\{n \cdot \widehat{\text{dHSIC}}_n(\mathbf{X}_1, \dots, \mathbf{X}_n) \leq (\widehat{R}_n(\mathbf{X}_1, \dots, \mathbf{X}_n))^{-1} (1 - \alpha)\}} = 0$$

and applying the dominated convergence theorem we also get

$$\begin{aligned} & \lim_{n \rightarrow \infty} \mathbb{P}(\varphi_n(\mathbf{X}_1, \dots, \mathbf{X}_n) = 0) \\ & = \lim_{n \rightarrow \infty} \mathbb{E} \left(\mathbb{1}_{\{n \cdot \widehat{\text{dHSIC}}_n(\mathbf{X}_1, \dots, \mathbf{X}_n) \leq (\widehat{R}_n(\mathbf{X}_1, \dots, \mathbf{X}_n))^{-1} (1 - \alpha)\}} \right) \\ & = 0, \end{aligned}$$

which completes the proof of Theorem 3.7. \square

C.8 Proof of Proposition 3.8

Proof Due to Lemma 2.7 we know that $\widehat{\text{dHSIC}}_n$ is a V-statistic with core function h . Under H_0 it holds that $\theta_h = 0$ and thus applying Lemma A.6 results in

$$\mathbb{E} \left(\widehat{\text{dHSIC}}_n \right) = \frac{1}{n} \binom{2d}{2} \mathbb{E} (h_2(\mathbf{X}_1, \mathbf{X}_1)) + \mathcal{O}(n^{-2}).$$

We can use Lemma D.2 to explicitly calculate $\binom{2p}{2} \mathbb{E}(h_2(\mathbf{X}_1, \mathbf{X}_1))$, which together with the independence assumption under H_0 simplifies to the desired expression. This concludes the proof of Proposition 3.8. \square

C.9 Proof of Proposition 3.9

Proof Due to Lemma 2.7 we know that $\widehat{\text{dHSIC}}$ is a V-statistic with core function h . Applying Lemma A.5 thus results in

$$\text{Var} \left(\widehat{\text{dHSIC}}_n \right) = \binom{n}{2d}^{-1} \binom{2d}{2} \binom{n-2d}{2d-2} \xi_2 + \mathcal{O} \left(n^{-\frac{5}{2}} \right).$$

Using Lemma D.2 we get that

$$\begin{aligned} \xi_2 & = \mathbb{E} (h_2(\mathbf{X}_1, \mathbf{X}_2)^2) \\ & = \binom{2d}{2}^{-2} \mathbb{E} \left(\left(\sum_{i=1}^{10} a_i \right)^2 \right) \\ & = \binom{2d}{2}^{-2} \sum_{i,j=1}^{10} \mathbb{E} (a_i a_j). \end{aligned}$$

Each term $\mathbb{E}(a_i a_j)$ can be explicitly calculated and simplified using the independence properties under H_0 (very tedious). This concludes the proof of Proposition 3.9. \square

D Technical results related to h

In order to make the calculations in this section more readable we use the following conventions.

- For all $j \in \{1, \dots, d\}$ and for all $i_1, i_2 \in \{1, \dots, n\}$ we set

$$k_{i_1, i_2}^j := k^j(X_{i_1}^j, X_{i_2}^j).$$

- For all $q, n \in \mathbb{N}$, for all functions $g : \mathcal{X}^n \rightarrow \mathbb{R}$ and for all $i_1, \dots, i_q, j_1, \dots, j_n \in \{1, \dots, n\}$ we set

$$\mathbb{E}_{i_1, \dots, i_q}(g(\mathbf{X}_{j_1}, \dots, \mathbf{X}_{j_n})) = \int_{\mathcal{X}} \dots \int_{\mathcal{X}} g(\mathbf{X}_{j_1}, \dots, \mathbf{X}_{j_n}) \mathbb{P}^{\mathbf{X}}(d\mathbf{X}_{i_1}) \dots \mathbb{P}^{\mathbf{X}}(d\mathbf{X}_{i_q}).$$

Lemma D.1 (expansion of h_1)

Assume Setting 1. Then it holds for all $\mathbf{z} \in \mathcal{X}$ that,

$$\begin{aligned} h_1(\mathbf{z}) &= \frac{1}{d} \left[\mathbb{E} \left(\prod_{j=1}^d k^j(z^j, X_1^j) \right) - \mathbb{E} \left(\prod_{j=1}^d k^j(z^j, X_j^j) \right) \right] \\ &+ \frac{d-1}{d} \left[\mathbb{E} \left(\prod_{j=1}^d k^j(X_1^j, X_2^j) \right) - \mathbb{E} \left(\prod_{j=1}^d k^j(X_1^j, X_{j+1}^j) \right) \right] \\ &+ \frac{1}{d} \left[\sum_{r=1}^d \mathbb{E} \left(\left(\prod_{j \neq r}^d k^j(X_{2j-1}^j, X_{2j}^j) \right) k^r(z^r, X_{2r}^r) \right) \right. \\ &\quad \left. - \sum_{r=1}^d \mathbb{E} \left(\left(\prod_{j \neq r}^d k^j(X_1^j, X_{j+1}^j) \right) k^r(z^r, X_{r+1}^r) \right) \right] \end{aligned}$$

Proof Recall that

$$h_1(\mathbf{z}) = \mathbb{E}(h(\mathbf{z}, \mathbf{X}_1, \dots, \mathbf{X}_{2d-1})).$$

Next we separate h into 3 terms as follows.

$$\begin{aligned} h(\mathbf{z}_1, \dots, \mathbf{z}_{2d}) &= \frac{1}{(2d)!} \sum_{\pi \in S_{2d}} \left[\prod_{j=1}^d k^j(z_{\pi(1)}^j, z_{\pi(2)}^j) \right] (=: b_1) \\ &+ \frac{1}{(2d)!} \sum_{\pi \in S_{2d}} \left[\prod_{j=1}^d k^j(z_{\pi(2j-1)}^j, z_{\pi(2j)}^j) \right] (=: b_2) \\ &- \frac{2}{(2d)!} \sum_{\pi \in S_{2d}} \left[\prod_{j=1}^d k^j(z_{\pi(1)}^j, z_{\pi(j+1)}^j) \right] (=: b_3). \end{aligned}$$

Now we calculate $\mathbb{E}_{2, \dots, 2d}(h(\mathbf{X}_1, \dots, \mathbf{X}_{2d}))$ by considering these three terms separately.

b₁: Begin by letting $\pi \in S_{2d}$, then

$$\mathbb{E}_{2, \dots, 2d} \left(\prod_{j=1}^d k_{\pi(1), \pi(2)}^j \right) = \begin{cases} \mathbb{E}_{2,3} \left(\prod_{j=1}^d k_{2,3}^j \right) & \text{if } \pi(1) \neq 1 \wedge \pi(2) \neq 1 \\ \mathbb{E}_2 \left(\prod_{j=1}^d k_{1,2}^j \right) & \text{if } \pi(1) = 1 \vee \pi(2) = 1. \end{cases}$$

Counting how often each of these cases can occur for $\pi \in S_{2d}$ leads to

$$\begin{aligned}
& \frac{1}{(2d)!} \sum_{\pi \in S_{2d}} \mathbb{E}_{2, \dots, 2d} \left(\prod_{j=1}^d k_{\pi(1), \pi(2)}^j \right) \\
&= \frac{(2d-2)(2d-1)!}{(2d)!} \mathbb{E}_{2,3} \left(\prod_{j=1}^d k_{2,3}^j \right) + \frac{2(2d-1)!}{(2d)!} \mathbb{E}_2 \left(\prod_{j=1}^d k_{1,2}^j \right) \\
&= \frac{d-1}{p} \mathbb{E}_{2,3} \left(\prod_{j=1}^d k_{2,3}^j \right) + \frac{1}{p} \mathbb{E}_2 \left(\prod_{j=1}^d k_{1,2}^j \right) \tag{D.1}
\end{aligned}$$

b₂: Begin by letting $\pi \in S_{2d}$, $r \in \{1, \dots, p\}$ such that $\pi(2r-1) = 1$ or $\pi(2r) = 1$ then

$$\mathbb{E}_{2, \dots, 2d} \left(\prod_{j=1}^d k_{\pi(2j-1), \pi(2j)}^j \right) = \mathbb{E}_{2, \dots, 2d+1} \left(\left(\prod_{j \neq r}^d k_{2j, 2j+1}^j \right) k_{1, 2r}^r \right)$$

Counting how many combinations are possible for each r and adding all different combinations up gives us

$$\begin{aligned}
& \frac{1}{(2d)!} \sum_{\pi \in S_{2d}} \mathbb{E}_{2, \dots, 2d} \left(\prod_{j=1}^d k_{\pi(2j-1), \pi(2j)}^j \right) \\
&= \frac{2(2d-1)!}{(2d)!} \sum_{r=1}^d \mathbb{E}_{2, \dots, 2d+1} \left(\left(\prod_{j \neq r}^d k_{2j, 2j+1}^j \right) k_{1, 2r}^r \right) \\
&= \frac{1}{d} \sum_{r=1}^d \mathbb{E}_{2, \dots, 2d+1} \left(\left(\prod_{j \neq r}^d k_{2j, 2j+1}^j \right) k_{1, 2r}^r \right) \tag{D.2}
\end{aligned}$$

b₃: Begin by letting $\pi \in S_{2d}$, then

$$\mathbb{E}_{2, \dots, 2d} \left(\prod_{j=1}^d k_{\pi(1), \pi(j+1)}^j \right) = \begin{cases} \mathbb{E}_{2, \dots, d+2} \left(\prod_{j=1}^d k_{2, j+2}^j \right) & \text{if } \pi(1) \neq 1 \wedge \dots \wedge \pi(d+1) \neq 1 \\ \mathbb{E}_{2, \dots, d+1} \left(\prod_{j=1}^d k_{1, j+1}^j \right) & \text{if } \pi(1) = 1 \\ \mathbb{E}_{2, \dots, d+2} \left(\prod_{j \neq r}^d k_{2, j+2}^j k_{1, 2}^r \right) & \text{if } \pi(r+1) = 1 \text{ for } r \in \{1, \dots, d\} \end{cases}$$

Counting how often each of these cases can occur for different $\pi \in S_{2d}$ and adding all cases up results in

$$\begin{aligned}
& \frac{1}{(2d)!} \sum_{\pi \in S_{2d}} \mathbb{E}_{2, \dots, 2d} \left(\prod_{j=1}^d k_{\pi(1), \pi(j+1)}^j \right) \\
&= \frac{d-1}{2d} \mathbb{E}_{2, \dots, p+2} \left(\prod_{j=1}^d k_{2, j+2}^j \right) + \frac{1}{2d} \mathbb{E}_{2, \dots, p+1} \left(\prod_{j=1}^d k_{1, j+1}^j \right) \\
&\quad + \frac{1}{2d} \sum_{r=1}^d \mathbb{E}_{2, \dots, p+2} \left(\prod_{j \neq r}^d k_{2, j+2}^j k_{1, 2}^r \right) \tag{D.3}
\end{aligned}$$

Finally combining (D.1), (D.1) and (D.1) completes the proof of Lemma D.1. \square

Lemma D.2 (expansion of h_2 under H_0)

Assume Setting 1. Then under H_0 it holds for all $\mathbf{z}_1, \mathbf{z}_2 \in \mathcal{X}$ that,

$$\begin{aligned}
\binom{2d}{2} h_2(\mathbf{z}_1, \mathbf{z}_2) &= \prod_{r=1}^d k^r(z_1^r, z_2^r) \quad (=: a_1) \\
&+ (d-1)^2 \prod_{r=1}^d \mathbb{E}(k^r(X_1^r, X_2^r)) \quad (=: a_2) \\
&+ (d-1) \prod_{r=1}^d \mathbb{E}(k^r(z_1^r, X_1^r)) \quad (=: a_3) \\
&+ (d-1) \prod_{r=1}^d \mathbb{E}(k^r(z_2^r, X_1^r)) \quad (=: a_4) \\
&+ \sum_{r=1}^d k^r(z_1^r, z_2^r) \prod_{l \neq r} \mathbb{E}(k^l(X_1^l, X_2^l)) \quad (=: a_5) \\
&- \sum_{r=1}^d k^r(z_1^r, z_2^r) \prod_{l \neq r} \mathbb{E}(k^l(z_1^l, X_1^l)) \quad (=: a_6) \\
&- \sum_{r=1}^d k^r(z_1^r, z_2^r) \prod_{l \neq r} \mathbb{E}(k^l(z_2^l, X_1^l)) \quad (=: a_7) \\
&+ \sum_{r \neq s} \mathbb{E}(k^r(z_1^r, X_1^r)) \mathbb{E}(k^s(z_2^s, X_1^s)) \prod_{l \neq r, s} \mathbb{E}(k^l(X_1^l, X_2^l)) \quad (=: a_8) \\
&- (d-1) \sum_{r=1}^d \mathbb{E}(k^r(z_1^r, X_1^r)) \prod_{l \neq r} \mathbb{E}(k^l(X_1^l, X_2^l)) \quad (=: a_9) \\
&- (d-1) \sum_{r=1}^d \mathbb{E}(k^r(z_2^r, X_1^r)) \prod_{l \neq r} \mathbb{E}(k^l(X_1^l, X_2^l)) \quad (=: a_{10}).
\end{aligned}$$

Proof Begin by setting,

$$\begin{aligned}
A &:= \sum_{\pi \in S_{2d}} \mathbb{E}_{3, \dots, 2d} \left(\prod_{j=1}^d k_{\pi(1), \pi(2)}^j \right) \\
B &:= \sum_{\pi \in S_{2d}} \mathbb{E}_{3, \dots, 2d} \left(\prod_{j=1}^d k_{\pi(2j-1), \pi(2j)}^j \right) \\
C &:= \sum_{\pi \in S_{2d}} \mathbb{E}_{3, \dots, 2d} \left(\prod_{j=1}^d k_{\pi(1), \pi(j+1)}^j \right).
\end{aligned}$$

Then it holds that,

$$h_2(\mathbf{X}_1, \mathbf{X}_2) = \mathbb{E}_{3, \dots, 2d}(h(\mathbf{X}_1, \dots, \mathbf{X}_{2d})) = \frac{1}{(2d)!} (A + B - 2C). \quad (\text{D.4})$$

Under the null hypothesis H_0 the terms A, B and C can be simplified using combinatorial arguments (similar to the ones used in the proof of Lemma D.1).

$$\begin{aligned}
A &= 2(2d-2)! \prod_{r=1}^d k_{1,2}^r \\
&\quad + (2d-2)(2d-3)(2d-2)! \prod_{r=1}^d \mathbb{E}_{3,4}(k_{3,4}^r) \\
&\quad + 2(2d-2)(2d-2)! \prod_{r=1}^d \mathbb{E}_3(k_{1,3}^r) \\
&\quad + 2(2d-2)(2d-2)! \prod_{r=1}^d \mathbb{E}_3(k_{2,3}^r)
\end{aligned}$$

$$\begin{aligned}
B &= 2(2d-2)! \sum_{r=1}^d k_{1,2}^r \prod_{l \neq r} \mathbb{E}_{3,4}(k_{3,4}^l) \\
&\quad + 4(2d-2)! \sum_{r \neq s} \mathbb{E}_3(k_{1,3}^r) \mathbb{E}_3(k_{2,3}^s) \prod_{l \neq r,s} \mathbb{E}_{3,4}(k_{3,4}^l)
\end{aligned}$$

$$\begin{aligned}
C &= 2(2d-2)! \sum_{r=1}^d k_{1,2}^r \prod_{l \neq r} \mathbb{E}_3(k_{1,3}^l) \\
&\quad + (d-1)(2d-2)! \prod_{r=1}^d \mathbb{E}_3(k_{1,3}^r) + (d-1)(2d-2)! \prod_{r=1}^d \mathbb{E}_3(k_{2,3}^r) \\
&\quad + (d-1)(d-2)(2d-2)! \prod_{r=1}^d \mathbb{E}_{3,4}(k_{3,4}^r) \\
&\quad + (2d-2)! \sum_{r \neq s} \mathbb{E}_3(k_{1,3}^r) \mathbb{E}_3(k_{2,3}^s) \prod_{l \neq r,s} \mathbb{E}_{3,4}(k_{3,4}^l) \\
&\quad + (d-1)(2d-2)! \sum_{r=1}^d \mathbb{E}_3(k_{1,3}^r) \prod_{l \neq r} \mathbb{E}_{3,4}(k_{3,4}^l) \\
&\quad + (d-1)(2d-2)! \sum_{r=1}^d \mathbb{E}_3(k_{2,3}^r) \prod_{l \neq r} \mathbb{E}_{3,4}(k_{3,4}^l)
\end{aligned}$$

Plugging these expressions for A , B and C into (D.4) completes the proof of Lemma D.2. \square

Lemma D.3 (degeneracy under H_0)

Assume Setting 1. Then under H_0 it holds for all $\mathbf{z} \in \mathcal{X}$ that

$$h_1(\mathbf{z}) = 0,$$

and therefore in particular that $\xi_1(h) = 0$.

Proof Observe that under H_0 it holds for all $\mathbf{z} \in \mathcal{X}$ that

$$\bullet \mathbb{E} \left(\prod_{j=1}^d k^j(z^j, X_1^j) \right) = \mathbb{E} \left(\prod_{j=1}^d k^j(z^j, X_j^j) \right) \quad (\text{D.5})$$

$$\bullet \mathbb{E} \left(\prod_{j=1}^d k^j(X_1^j, X_2^j) \right) = \mathbb{E} \left(\prod_{j=1}^d k^j(X_1^j, X_{j+1}^j) \right) \quad (\text{D.6})$$

$$\begin{aligned} \bullet \mathbb{E} \left(\left(\prod_{j \neq r}^d k^j(X_{2j-1}^j, X_{2j}^j) \right) k^r(z^r, X_{2r}^r) \right) \\ = \mathbb{E} \left(\left(\prod_{j \neq r}^d k^j(X_1^j, X_{j+1}^j) \right) k^r(z^r, X_{r+1}^r) \right). \end{aligned} \quad (\text{D.7})$$

Plugging (D.5), (D.6) and (D.7) into the explicit form of h_1 given in Lemma D.1 results in

$$h_1(\mathbf{z}) = 0.$$

This completes the proof of Lemma D.3. \square

Acknowledgements

The authors thank Christoph Lampert and Arthur Gretton for helpful discussion. JP received support from the ETH-MPI learning center.

References

- Bergsma, W. and A. Dassios (2014). A consistent test of independence based on a sign covariance related to Kendall’s tau. *Bernoulli* 20(2), 1006–1028.
- Billingsley, P. (2008). *Convergence of Probability Measures*. John Wiley and Sons.
- Bühlmann, P., J. Peters, and J. Ernest (2014). CAM: Causal additive models, high-dimensional order search and penalized regression. *The Annals of Statistics* 42(6), 2526–2556.
- Davison, A. C. and D. V. Hinkley (1997). *Bootstrap Methods and their Application*. Cambridge University Press.
- Ferreira, J. and V. Menegatto (2009). Eigenvalues of integral operators defined by smooth positive definite kernels. *Integral Equations and Operator Theory* 64(1), 61–81.
- Fukumizu, K., A. Gretton, X. Sun, and B. Schölkopf (2007). Kernel measures of conditional dependence. In *Advances in Neural Information Processing Systems (NIPS 20)*, pp. 489–496.
- Gretton, A., O. Bousquet, A. Smola, and B. Schölkopf (2005). Measuring statistical dependence with Hilbert-Schmidt norms. In *Algorithmic learning theory*, pp. 63–77. Springer-Verlag.
- Gretton, A., K. Fukumizu, C. H. Teo, L. Song, B. Schölkopf, and A. J. Smola (2007). A kernel statistical test of independence. In *Advances in Neural Information Processing Systems (NIPS 20)*, pp. 585–592.
- Gretton, A., D. Sejdinovic, H. Strathmann, S. Balakrishnan, M. Pontil, K. Fukumizu, and B. K. Sriperumbudur (2012). Optimal kernel choice for large-scale two-sample tests. In *Advances in Neural Information Processing Systems (NIPS 25)*, pp. 1205–1213.

- Lehmann, E. L. and J. P. Romano (2005). *Testing Statistical Hypotheses*. Springer-Verlag.
- Leucht, A. and M. H. Neumann (2009). Consistency of general bootstrap methods for degenerate U-type and V-type statistics. *Journal of Multivariate Analysis* 100(8), 1622–1633.
- Leung, D. and M. Drton (2016). Testing independence in high dimensions with sums of squares of rank correlations. *ArXiv e-prints (1501.01732)*.
- Liu, H., F. Han, M. Yuan, J. Lafferty, and L. Wasserman (2012). High-dimensional semiparametric gaussian copula graphical models. *The Annals of Statistics* 40(4), 2293–2326.
- Mooij, J. M., J. Peters, D. Janzing, J. Zscheischler, and B. Schölkopf (2016). Distinguishing cause from effect using observational data: methods and benchmarks. *Journal of Machine Learning Research, to appear. ArXiv e-prints (1412.3773)*.
- Nandy, P., L. Weihs, and M. Drton (2016). Large-sample theory for the bergsma-dassios sign covariance. *ArXiv e-prints (1602.04387)*.
- Pearl, J. (2009). *Causality: Models, Reasoning, and Inference* (2nd ed.). New York, USA: Cambridge University Press.
- Peters, J. and P. Bühlmann (2015). Structural intervention distance (SID) for evaluating causal graphs. *Neural Computation* 27, 771–799.
- Peters, J., J. M. Mooij, D. Janzing, and B. Schölkopf (2014). Causal discovery with continuous additive noise models. *The Journal of Machine Learning Research* 15(1), 2009–2053.
- Phipson, B. and G. K. Smyth (2010). Permutation p-values should never be zero: calculating exact p-values when permutations are randomly drawn. *Statistical Applications in Genetics and Molecular Biology* 9(1), 1–16.
- R Core Team (2014). *R: A Language and Environment for Statistical Computing*. Vienna, Austria: R Foundation for Statistical Computing.
- Satterthwaite, F. E. (1946). An approximate distribution of estimates of variance components. *Biometrics Bulletin* 2(6), 110–114.
- Sejdinovic, D., A. Gretton, and W. Bergsma (2013). A kernel test for three-variable interactions. In *Advances in Neural Information Processing Systems (NIPS 26)*, pp. 1124–1132.
- Serfling, R. J. (1980). *Approximation Theorems of Mathematical Statistics*. John Wiley and Sons.
- Smola, A., A. Gretton, L. Song, and B. Schölkopf (2007). A Hilbert space embedding for distributions. In *Algorithmic Learning Theory*, Volume 4754 of *Lecture Notes in Computer Science*, pp. 13–31. Springer-Verlag.
- Sriperumbudur, B. K., A. Gretton, K. Fukumizu, G. Lanckriet, and B. Schölkopf (2008). Injective Hilbert space embeddings of probability measures. In *Conference on Learning Theory (COLT)*.
- Székely, G. J. and M. L. Rizzo (2009). Brownian distance covariance. *The Annals of Applied Statistics* 3(4), 1236–1265.
- Székely, G. J. and M. L. Rizzo (2014). Partial distance correlation with methods for dissimilarities. *The Annals of Statistics* 42(6), 2382–2412.
- van der Vaart, A. W. (1998). *Asymptotic Statistics*. Cambridge University Press. Cambridge Books Online.
- Wegkamp, M. and Y. Zhao (2016). Adaptive estimation of the copula correlation matrix for semiparametric elliptical copulas. *Bernoulli* 22(2), 1184–1226.

- Wood, S. N. and N. H. Augustin (2002). GAMs with integrated model selection using penalized regression splines and applications to environmental modelling. *Ecological Modelling* 157(2–3), 157–177.
- Xue, L. and H. Zou (2012). Regularized rank-based estimation of high-dimensional nonparanormal graphical models. *The Annals of Statistics* 40(5), 2541–2571.