

s_{\pm} pairing near a Lifshitz transition

Vivek Mishra,^{1,2} Douglas J. Scalapino,³ and Thomas A. Maier⁴

¹*Joint Institute of Computational Sciences, University of Tennessee, Knoxville, TN-37996, USA.*

²*Center for Nanophase Materials Sciences, Oak Ridge National Laboratory, Oak Ridge, TN-37831, USA.*

³*Department of Physics, University of California, Santa Barbara, CA-93106, USA.*

⁴*Computer Science and Mathematics Division & Center for Nanophase Materials Sciences, Oak Ridge National Laboratory, Oak Ridge, TN-37831, USA.*

(Dated: August 6, 2021)

Observation of robust superconductivity in some of the iron based superconductors in the vicinity of a Lifshitz point where a spin density wave instability is suppressed as the hole band drops below the Fermi energy raise questions for spin-fluctuation theories. Here we discuss spin-fluctuation pairing for a bilayer Hubbard model, which goes through such a Lifshitz transition. We find s_{\pm} pairing with a transition temperature that peaks beyond the Lifshitz point and a gap function that has essentially the same magnitude but opposite sign on the incipient hole band as it does on the electron band that has a Fermi surface.

Theories in which pairing in the Fe-based superconductors arises from the scattering of pairs between hole and electron pockets or between electron pockets by spin-fluctuations are challenged by the high T_c superconductivity reported in mono-layer FeSe films grown on SrTiO₃. [1–4] Scanning tunneling microscopy experiments [5] as well as ARPES measurements [3, 6] on these FeSe mono-layers find that there are no hole pockets. Furthermore, the ARPES measurements of the variation of the gap magnitude around the electron pockets [6] makes the possibility of d-wave pairing, arising from pair scattering between the electron pockets, unlikely. However, these experiments also report the existence of an incipient hole band lying 50 to 100meV below the Fermi energy, implying that the system is just beyond a Lifshitz transition [7] where the hole Fermi surface has disappeared. In addition, photoemission measurements find evidence that superconductivity occurs in the monolayer FeSe film, when SDW order is suppressed by electron doping [3] and density functional theory calculations [8] predict that in the absence of electron doping, the ground state of the mono-layer FeSe film would have SDW order. Thus, it appears that superconductivity is induced in the FeSe mono-layer when the SDW order is suppressed by a Lifshitz transition arising from electron doping or strain [3]. Motivated by these results, we have investigated the suppression of SDW order and the onset of superconductivity near a Lifshitz transition in a two-layer Hubbard model.

The Hamiltonian for the two layer Hubbard model that we study is

$$\mathbf{H} = t \sum_{\langle i,j \rangle, \sigma, n} \left(c_{i\sigma n}^{\dagger} c_{j\sigma n} + h.c. \right) - t_{\perp} \sum_{i, \sigma} \left(c_{i\sigma 1}^{\dagger} c_{i\sigma 2} + h.c. \right) + \mu \sum_{i, \sigma n} c_{i\sigma n}^{\dagger} c_{i\sigma n} + U \sum_{i, n} c_{i\sigma n}^{\dagger} c_{i\sigma n} c_{i\bar{\sigma} n}^{\dagger} c_{i\bar{\sigma} n}. \quad (1)$$

Here $c_{i\sigma n}^{\dagger}/c_{i\sigma n}$ creates/annihilates a fermion with spin σ in the n^{th} layer ($n=1$ or 2). The intralayer hopping is t , the interlayer hopping is t_{\perp} and μ is the chemical potential.

The band structure for this model is

$$\xi_k = 2t (\cos k_x + \cos k_y) - t_{\perp} \cos k_z - \mu \quad (2)$$

with $t_{\perp}/t = 3.5$ and μ set so that the site filling $\langle n \rangle = 1.05$ is shown in Fig. 1(a). If the filling is kept constant as t_{\perp}/t is increased, the system has a Lifshitz transition such that for $t_{\perp} > 3.67$ the hole Fermi surface at the Γ point disappears as illustrated in Fig. 1(b). We are interested in studying the pairing for parameters such that the spin density wave (SDW) instability is suppressed by this Lifshitz transition.

In a random phase approximation (RPA) the spin susceptibility is given by

$$\chi^{RPA}(q, \Omega_m) = \frac{\chi_0(q, \Omega_m)}{1 - U\chi_0(q, \Omega_m)}, \quad (3)$$

with

$$\chi_0(q, \Omega_m) = \frac{T}{N} \sum_{k, \omega_n} G_0(k, \omega_n) G_0(k+q, \omega_n + \Omega_m). \quad (4)$$

Here T is the temperature, $G_0(k, \omega_n) = (i\omega_n - \xi_k)^{-1}$ and $\omega_n = (2n+1)\pi T$ and $\Omega_m = 2m\pi T$ are the usual fermionic and bosonic Matsubara frequencies. For a fixed filling, as t_{\perp}/t is increased and the Lifshitz transition is approached, χ_0 which peaks near wavevector (π, π, π) decreases. For $\langle n \rangle = 1.05$, we take $U = 2.4t$ so that the SDW instability determined from Eq. (3) is suppressed by the Lifshitz transition as shown in Fig. 2. With this suppression of the SDW order, one can imagine that superconductivity may appear following the usual paradigm. However, the Lifshitz transition that has suppressed the SDW instability can also lead to a suppression of the s_{\pm} pairing associated with the scattering of pairs between the electron Fermi surface and the incipient hole band. For a fixed pairing strength, T_c decreases as the hole band moves below the Fermi energy [9].

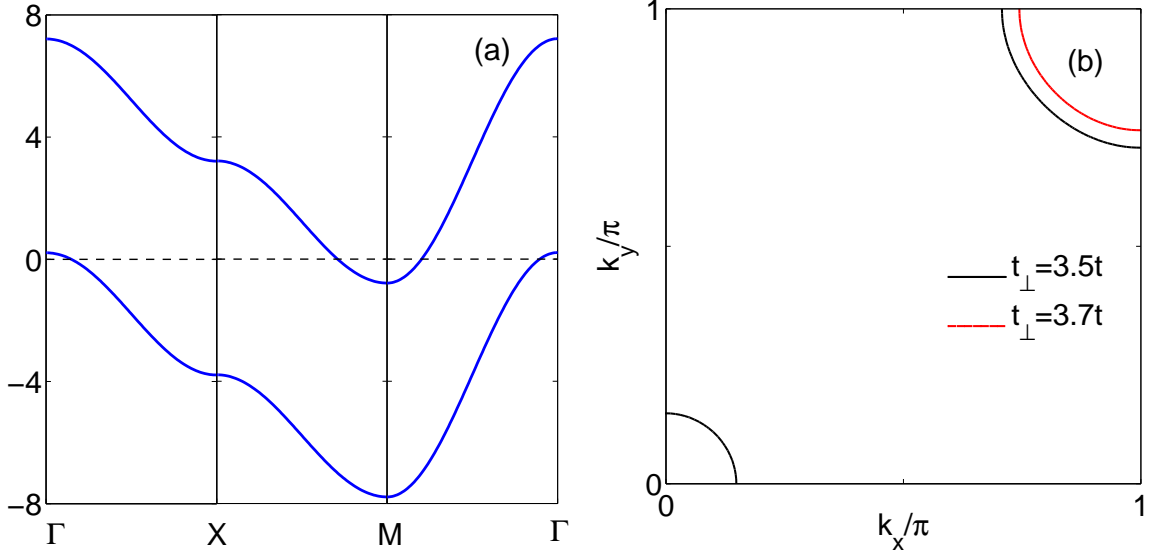


FIG. 1. (a) The $k_z = 0$ and π energy bands of the two layer Hubbard model plotted $(0,0)$ to $(\pi,0)$ to (π,π) to $(0,0)$ with $t_{\perp} = 3.5t$ and the chemical potential μ adjusted for a site filling $\langle n \rangle = 1.05$. (b) The Fermi surface for $\langle n \rangle = 1.05$ with $t_{\perp} = 3.5t$ (solid black) and $t_{\perp} = 3.7t$ (red dashed).

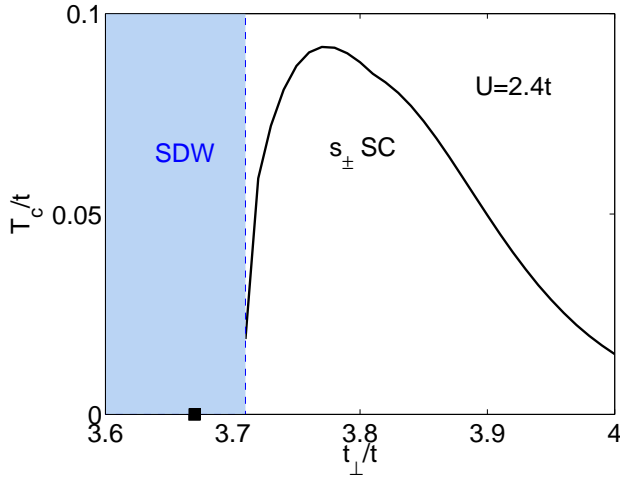


FIG. 2. The s_{\pm} superconducting transition temperature T_c versus t_{\perp}/t for $\langle n \rangle = 1.05$ and $U = 2.4t$. The Lifshitz point is denoted by a filled square on the t_{\perp}/t axis and the t_{\perp}/t value where the RPA evaluated SDW instability ends by a vertical dashed line with light blue shading to the left of it.

To explore this, we solve the Bethe-Salpeter equation

$$-T \sum_{k', \omega_m} \mathbf{V}(k - k', \omega_n - \omega_m) G(k', \omega_m) G(-k', -\omega_m) \Phi(k', \omega_m) = \lambda \Phi(k, \omega_n), \quad (5)$$

and determine T_c from the temperature at which the leading eigenvalue of Eq. (5) goes to 1. Here we use a spin-fluctuation mediated interaction,

$$\mathbf{V}(q, \Omega_m) = \frac{3}{2} \chi^{RPA}(q, \Omega_m), \quad (6)$$

and set $G(k, \omega_n) = [i\omega_n - \xi_k - \Sigma(k, \omega_n)]^{-1}$ with

$$\Sigma(k, \omega_n) = T \sum_{k', \omega_m} \mathbf{V}(k - k', \omega_n - \omega_m) G_0(k', i\omega_m). \quad (7)$$

Note that we keep the Fermi surface unchanged in the dressed Green's function. For $\langle n \rangle = 1.05$ and $U = 2.4t$, the resulting value of T_c , interpolated from the temperature at which λ crosses to 1, is plotted in Fig. 2 as a function of t_{\perp}/t . As shown in this figure, after the SDW instability is suppressed by the Lifshitz transition, a pairing transition occurs at a T_c which peaks as t_{\perp}/t increases and then falls off as the hole band is pushed further below the Fermi energy.

The momentum dependence of the superconducting gap function $\Delta(k, \omega = \pi T) \equiv \Phi(k, \pi T)/Z(k, \pi T)$ is shown in Fig. 3. This is an A_{1g} (s_{\pm}) state in which the sign of Δ changes between $k_z = 0$ and $k_z = \pi$. One can see that the magnitudes of the two gaps $\Delta(k_x, k_y, k_z = 0)$ and $\Delta(k_x, k_y, k_z = \pi)$ are comparable even though the hole band is below the Fermi energy.

In order to understand the peak in T_c that occurs as the hole band drops below the Fermi energy, it is useful to examine the dependence of T_c on the changes in $\chi(q, \Omega_m)$ and $G(k, \omega_n)$ that occur as t_{\perp}/t increases beyond the Lifshitz transition. Viewing the T_c at which the eigenvalue of Eq. (5) goes to 1 as a functional of $\chi(k - k')$ and the pair propagator $G(k', \omega'_n)G(-k', -\omega'_n)$, we can calculate the variation in T_c due to the change in χ when t_{\perp} increases by Δt_{\perp} ,

$$\frac{\delta T_c}{\delta \chi} = \frac{T_c [\chi(t_{\perp} + \Delta t_{\perp}), G(t_{\perp})] - T_c [\chi(t_{\perp}), G(t_{\perp})]}{\Delta t_{\perp}}, \quad (8)$$

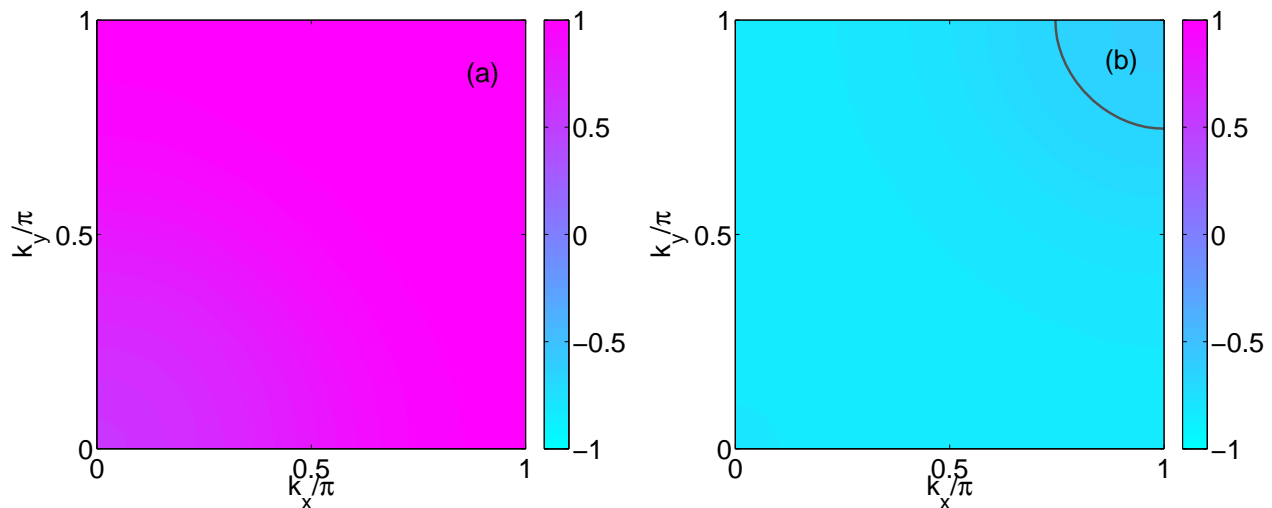


FIG. 3. The momentum dependence of eigenvectors at the lowest Matsubara frequency (πT) for $\langle n \rangle = 1.05$ and $U = 2.4t$ at $t_{\perp} = 3.8t$. The eigenvector is normalized to its maximum value. The momentum dependence for the incipient hole band is shown in panel (a) and for the electron band is shown in panel (b) with the electronlike Fermi surface.

and the variation due to the change in G when t_{\perp} increases by Δt_{\perp} ,

$$\frac{\delta T_c}{\delta G} = \frac{T_c [\chi(t_{\perp}), G(t_{\perp} + \Delta t_{\perp})] - T_c [\chi(t_{\perp}), G(t_{\perp})]}{\Delta t_{\perp}}, \quad (9)$$

We set $\Delta t_{\perp} = 0.01t$. The results of the calculation are shown in Fig. 4. Here one sees that the initial increase in T_c arises from both the changes in χ and G . The latter effect is associated with an increase in the quasi-particle spectral weight $Z^{-1}(k, \omega)$ on the electron Fermi surface that occurs as the hole band drops below the Fermi energy. This increase in the quasi-particle spectral weight initially ameliorates the decrease in T_c resulting from the submergence of the hole band. The initial positive contribution associated with the variation in χ reflects the change in the frequency structure of the spin-fluctuations. As the hole band drops below the Fermi energy, a gap opens in the low energy $q_z = \pi$ spin fluctuation spectrum and spectral weight is transferred to higher energies as shown in Fig. 5, which leads to stronger pairing. The ultimate decrease in T_c is due to the decrease of the pair propagator $G(k', \omega'_n)G(-k', -\omega'_n)$ as t_{\perp}/t increases and the hole band drops further below the Fermi energy, as well as the decreasing strength of the spin-fluctuations.

To conclude, we have studied a two-layer Hubbard model with parameters chosen so that a SDW instability is suppressed by a Lifshitz transition in which a hole band at the Γ point drops below the Fermi energy. Here, we have kept the site filling fixed and varied the inter-layer hopping to tune the system through the Lifshitz point. For a physical system this might be obtained via strain[3]. Following the suppression of the SDW order, we find the onset of an s_{\pm} superconducting state whose

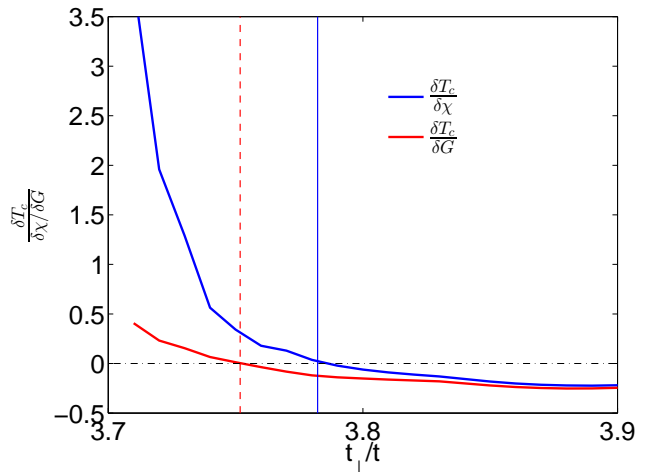


FIG. 4. The variation of T_c with changes in χ (solid blue curve) and the pairfield propagators GG (dashed red curve) versus t_{\perp}/t . Here one sees that initially as t_{\perp}/t increases beyond 3.7 and the SDW order is suppressed, both the change in χ and the change in GG lead to an increase in T_c . Then, as t_{\perp}/t increases further and the hole band drops deeper below the Fermi energy, the changes in both χ and GG lead to a reduction in T_c .

transition temperature T_c initially increases as the system is pushed beyond the Lifshitz point by further increasing t_{\perp}/t . We find that this increase in T_c is associated with both an increase in the quasi-particle spectral weight and an increase in the strength of the pairing interaction, which are related to the incipient hole band and the resulting change in the spectral distribution of the spin-fluctuation. We find that the gap function on the incipient hole band is similar in magnitude but of the op-

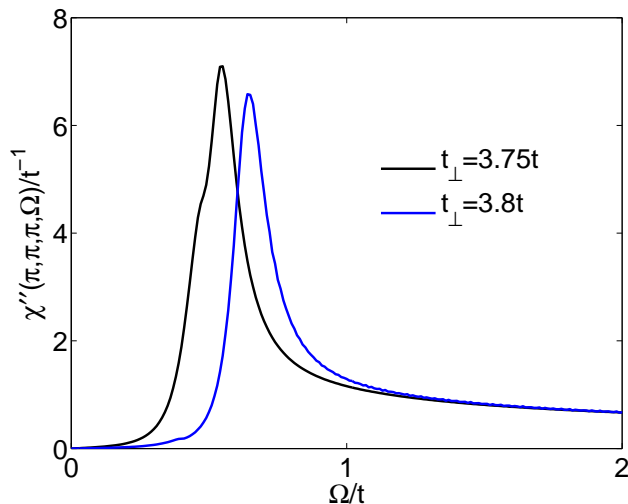


FIG. 5. The imaginary part of $\chi(\pi, \pi, \pi, \Omega)$ versus Ω for $U = 2.4t$ and $t_{\perp} = 3.75t$ and $t_{\perp} = 3.8t$. When the hole band drops below the Fermi energy, a gap opens in the spin-fluctuation and the spectral weight is shifted to a region that is more effective in pairing.

posite sign to that on the electron band which crosses the Fermi surface. We show that this gives rise to a shift in the neutron scattering spectrum in the superconducting state, which is related to the well known spin-resonance peak for the usual s_{\pm} state.

Research sponsored by the Laboratory Directed Research and Development Program of Oak Ridge National Laboratory, managed by UT-Battelle, LLC, for the U. S. Department of Energy. DJS and TAM acknowledge the

support of the Center for Nanophase Materials Sciences, a US DOE Office of Science User Facility. We acknowledge the Valinor cluster for computational resources. We thank A. Linscheid, S. Maiti, P. Hirschfeld for useful discussion.

-
- [1] Q.-Y. Wang, Z. Li, W.-H. Zhang, Z.-C. Zhang, J.-S. Zhang, W. Li, H. Ding, Y.-B. Ou, P. Deng, K. Chang, J. Wen, C.-L. Song, K. He, J.-F. Jia, S.-H. Ji, Y.-Y. Wang, L.-L. Wang, X. Chen, X.-C. Ma, and Q.-K. Xue, *Chin. Phys. Lett.* **29**, 037402 (2012).
 - [2] S. He, J. He, W. Zhang, L. Zhao, D. Liu, X. Liu, D. Mou, Y.-B. Ou, Q.-Y. Wang, Z. Li, L. Wang, Y. Peng, Y. Liu, C. Chen, L. Yu, G. Liu, X. Dong, J. Zhang, C. Chen, Z. Xu, X. Chen, X. Ma, Q. Xue, and X. J. Zhou, *Nat. Mater.* **12**, 605 (2013).
 - [3] S. Tan, Y. Zhang, M. Xia, Z. Ye, F. Chen, X. Xie, R. Peng, D. Xu, Q. Fan, H. Xu, J. Jiang, T. Zhang, X. Lai, T. Xiang, J. Hu, B. Xie, and D. Feng, *Nat. Mater.* **12**, 634 (2013).
 - [4] J.-F. Ge, Z.-L. Liu, C. Liu, C.-L. Gao, D. Qian, Q.-K. Xue, Y. Liu, and J.-F. Jia, *Nat. Mater.* **14**, 285 (2015).
 - [5] Dennis Huang, Tatiana A. Webb, Shiang Fang, Can-Li Song, Cui-Zu Chang, Jagadeesh S. Moodera, Efthimios Kaxiras, and Jennifer E. Hoffman, arXiv:1509.07110.
 - [6] Y. Zhang, J. J. Lee, R. G. Moore, W. Li, M. Yi, M. Hashimoto, D. H. Lu, T. P. Devereaux, D.-H. Lee, Z.-X. Shen, arXiv:1512.06322.
 - [7] I. M. Lifshitz, *Zh. Eksp. Teor. Fiz.* **38**, 1569 (1960) [*Sov.Phys. JETP* **11**, 1130 (1960)].
 - [8] Kai Liu, Miao Gao, Zhong-Yi Lu, and Tao Xiang, *Chin. Phys. B* **24**, 117402 (2015).
 - [9] Xiao Chen, S. Maiti, A. Linscheid, and P. J. Hirschfeld, *Phys. Rev. B* **92**, 224514 (2015).