

## REACTIVITY OF OH AND CH<sub>3</sub>OH BETWEEN 22 AND 64 K: MODELLING THE GAS PHASE PRODUCTION OF CH<sub>3</sub>O IN BARNARD 1B

M. ANTIÑOLO<sup>1,2</sup>, M. AGÚNDEZ<sup>3</sup>, E. JIMÉNEZ<sup>1,2</sup>, B. BALLESTEROS<sup>1,2</sup>, A. CANOSA<sup>4</sup>, G. EL DIB<sup>4</sup>, J. ALBALADEJO<sup>1,2</sup>, AND  
J. CERNICHARO<sup>3</sup>

<sup>1</sup> Departamento de Química Física, Facultad de Ciencias y Tecnologías Químicas, Universidad de Castilla-La Mancha  
Avda. Camilo José Cela s/n, E-13071, Ciudad Real, Spain;

<sup>2</sup> Instituto de Combustión y Contaminación, Universidad de Castilla-La Mancha. Camino de Moledores s/n, E-13071, Ciudad Real, Spain

<sup>3</sup> Instituto de Ciencia de Materiales de Madrid, CSIC. C/ Sor Juana Inés de la Cruz 3, E-28049 Cantoblanco, Spain

<sup>4</sup> Institut de Physique de Rennes, UMR 6251 CNRS-Université de Rennes 1  
Campus de Beaulieu, Bât 11C, 263 Av. Général Leclerc, F-35042, Rennes, France

*Draft version August 9, 2021*

### ABSTRACT

In the last years, ultra-low temperature chemical kinetic experiments have demonstrated that some gas-phase reactions are much faster than previously thought. One example is the reaction between OH and CH<sub>3</sub>OH, which has been recently found to be accelerated at low temperatures yielding CH<sub>3</sub>O as main product. This finding opened the question of whether the CH<sub>3</sub>O observed in the dense core Barnard 1b could be formed by the gas-phase reaction of CH<sub>3</sub>OH and OH. Several chemical models including this reaction and grain-surface processes have been developed to explain the observed abundance of CH<sub>3</sub>O with little success. Here we report for the first time rate coefficients for the gas-phase reaction of OH and CH<sub>3</sub>OH down to a temperature of 22 K, very close to those in cold interstellar clouds. Two independent experimental set-ups based on the supersonic gas expansion technique coupled to the pulsed laser photolysis-laser induced fluorescence technique were used to determine rate coefficients in the temperature range 22-64 K. The temperature dependence obtained in this work can be expressed as  $k(22-64\text{ K}) = (3.6 \pm 0.1) \times 10^{-12} (T/300\text{ K})^{-(1.0 \pm 0.2)} \text{ cm}^3 \text{ molecule}^{-1} \text{ s}^{-1}$ . Implementing this expression in a chemical model of a cold dense cloud results in CH<sub>3</sub>O/CH<sub>3</sub>OH abundance ratios similar or slightly lower than the value of  $\sim 3 \times 10^{-3}$  observed in Barnard 1b. This finding confirms that the gas-phase reaction between OH and CH<sub>3</sub>OH is an important contributor to the formation of interstellar CH<sub>3</sub>O. The role of grain-surface processes in the formation of CH<sub>3</sub>O, although it cannot be fully neglected, remains controversial.

*Subject headings:* astrochemistry — molecular data — molecular processes — ISM: molecules

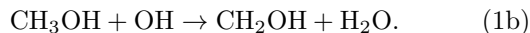
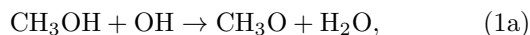
### 1. INTRODUCTION

Cold interstellar clouds are known to contain a rich variety of molecules whose synthesis has long been thought to rely on gas-phase ion-neutral chemical reactions (Herbst & Leung 1989). Since the 1990s, chemical kinetic experiments have demonstrated that many gas-phase neutral-neutral reactions in which at least one of the reactants is a radical are very rapid at low temperatures (Canosa et al. 2008; Smith & Barnes 2013) and thus play an important role in interstellar chemistry (Smith et al. 2004). Because cold interstellar clouds have extremely low temperatures, usually around 10 K, only gas-phase chemical reactions which are exothermic and barrierless are considered in reaction networks currently used to model the chemistry of cold interstellar clouds (Agúndez & Wakelam 2013).

Recently, the reaction of hydroxyl (OH) radicals and methanol (CH<sub>3</sub>OH) has been experimentally found to be very rapid at temperatures down to 56 K, despite the presence of an energy barrier, which is probably surpassed by quantum tunnelling (Shannon et al. 2013; Gómez Martín et al. 2014). This finding has important potential implications for the chemistry of the interstellar medium. Indeed, the empirical evidence of a chemical

reaction that overcomes an energy barrier at low temperatures opens the possibility to find other reactions with a similar behaviour (see, e.g., Sims 2013) that could be potentially important for interstellar chemistry albeit to date they are not included in chemical models. Hitherto, reaction kinetic databases used to model interstellar chemistry, such as UMIST and KIDA (McElroy et al. 2013; Wakelam et al. 2015), are largely based on data obtained at temperatures above 200 K (Atkinson et al. 2006). In particular, the rate constant of the reaction between OH and CH<sub>3</sub>OH, which can be represented by the expression  $2.85 \times 10^{-12} \exp(-345/T) \text{ cm}^3 \text{ molecule}^{-1} \text{ s}^{-1}$  in the temperature range 210-300 K (Atkinson et al. 2006), was previously presumed to be negligible at interstellar temperatures.

There are two possible pathways for the titled reaction:



The branching ratios of channels (1a) and (1b) were reported to depend on temperature between 70 and 900 K (Shannon et al. 2013). At temperatures above 250 K, the formation of hydroxymethyl (CH<sub>2</sub>OH) radicals is favoured, while at much lower temperatures the for-

TABLE 1  
SUMMARY OF THE EXPERIMENTAL CONDITIONS IN THE  
EMPLOYED CRESU SYSTEMS

Bath gas	$P_{res}$ (mbar)	$P_{cham}$ (mbar)	$M$	$T$ (K)	CRESU system
He	337.0	0.621	$6.1 \pm 0.2$	$22.4 \pm 1.4$	UCLM <sup>a</sup>
N <sub>2</sub> /He	127.1	0.296	$5.0 \pm 0.1$	$42.5 \pm 1.3$	UCLM <sup>b</sup>
N <sub>2</sub>	107.3	0.180	$5.09 \pm 0.04$	$47.7 \pm 0.6$	UR1 <sup>c</sup>
N <sub>2</sub>	136.2	0.279	$4.9 \pm 0.1$	$51.6 \pm 1.7$	UCLM <sup>b</sup>
Ar	28.20	0.390	$3.73 \pm 0.04$	$52.2 \pm 0.9$	UR1 <sup>c</sup>
N <sub>2</sub>	41.75	0.184	$4.36 \pm 0.05$	$61.0 \pm 1.0$	UR1 <sup>c</sup>
N <sub>2</sub>	41.67	0.183	$4.2 \pm 0.1$	$64.2 \pm 1.7$	UCLM <sup>b</sup>

NOTE. —  $P_{res}$  is the pressure in the reservoir,  $P_{cham}$  the pressure in the chamber,  $M$  the Mach number, and  $T$  the temperature of the jet.

<sup>a</sup> Pulsed mode (see more details in Jiménez et al. 2015a).

<sup>b</sup> Continuous mode (see Jiménez et al. 2015b).

<sup>c</sup> Sims et al. (1994); Canosa et al. (2008).

mation of CH<sub>3</sub>O via reaction (1a) was reported to be the major reaction pathway (Shannon et al. 2013). At 82 K, it was found experimentally that the formation of CH<sub>3</sub>O in the reaction of OH with methanol occurs at a similar rate than the removal of OH radicals (Shannon et al. 2013). Master equation calculations performed by Shannon et al. (2013) corroborated the experimental observations and indicated that at 70 K, CH<sub>3</sub>O radicals are expected to be formed with a > 99% yield. For that reason, channel (1a) and its rate coefficient,  $k_{1a}$ , are referred henceforth to as reaction (1) and  $k_1$ , respectively. Cernicharo et al. (2012) recently detected CH<sub>3</sub>O toward the cold dense cloud Barnard 1b (B1-b) where the gas kinetic temperature is 10-15 K. Taking into account that methanol is  $\sim 300$  times more abundant than CH<sub>3</sub>O in B1-b (Öberg et al. 2010; Cernicharo et al. 2012), Cernicharo et al. suggested that the gas-phase reaction between OH and CH<sub>3</sub>OH emerges as a potential efficient way to form CH<sub>3</sub>O in this source.

Soon after reaction (1) was empirically found to be accelerated at low temperatures with respect to room temperature (Shannon et al. 2013), the chemistry of cold dark clouds has been revisited from a theoretical point of view (Vasyunin & Herbst 2013; Reboussin et al. 2014; Ruaud et al. 2015; Balucani et al. 2015; Acharyya et al. 2015; Kalvāns 2015). These studies were mainly dedicated to explore the formation of complex organic molecules, such as CH<sub>3</sub>OCH<sub>3</sub> and HCOOCH<sub>3</sub>, although some of them discussed also the formation of CH<sub>3</sub>O (Vasyunin & Herbst 2013; Ruaud et al. 2015; Balucani et al. 2015; Acharyya et al. 2015). The rate coefficient  $k_1$  adopted by these authors was in consonance with the values reported by Shannon et al. (2013). The value of  $k_1$  measured by Shannon et al. (2013) at 63 K was ca.  $4 \times 10^{-11}$  cm<sup>3</sup> molecule<sup>-1</sup> s<sup>-1</sup> and calculations performed by these authors indicate that by 20 K the rate coefficient has reached the collision limit ( $3 \times 10^{-10}$  cm<sup>3</sup> molecule<sup>-1</sup> s<sup>-1</sup>). Extending the temperature range down to 56 K, Gómez Martín et al. (2014) measured a rate coefficient ca.  $5 \times 10^{-11}$  cm<sup>3</sup> molecule<sup>-1</sup> s<sup>-1</sup> and, using their kinetic data in the range 56-88 K, reported an extrapolated value of  $k_1$  at 0 K of ca.  $6 \times 10^{-11}$  cm<sup>3</sup> molecule<sup>-1</sup> s<sup>-1</sup>, which suggests a less pronounced increase of  $k_1$  with decreasing temperature than predicted by Shannon et al. (2013). The value of  $k_1$  adopted by chemical models of

cold dark clouds that have addressed the formation of CH<sub>3</sub>O has been either  $4 \times 10^{-11}$  cm<sup>3</sup> molecule<sup>-1</sup> s<sup>-1</sup> or  $3 \times 10^{-10}$  cm<sup>3</sup> molecule<sup>-1</sup> s<sup>-1</sup>.

In this paper, we present the first determination of rate coefficients for the reaction of OH with CH<sub>3</sub>OH at temperatures down to 22 K, which allows having a first complete picture of the temperature dependence of  $k_1$  at temperatures below 50 K and much closer to the typical temperatures,  $\sim 10$  K, found in dark molecular clouds. In the light of the new rate coefficients reported here, we also re-evaluate whether the gas-phase route involving reaction (1a) is by itself able to explain the CH<sub>3</sub>O abundance observed in B1-b. For that purpose, we model the chemistry of cold dense clouds adopting the extrapolated value of  $k_1$  at 10 K from the temperature dependence observed in this work.

## 2. METHODS

### 2.1. Measurement of the rate coefficients for reaction (1) at ultra-low temperatures

#### 2.1.1. Ultra-cold environment:

##### Uniform supersonic gas expansion technique

The CRESU (*Cinétique de Réaction en Ecoulement Supersonique Uniforme*, which means Reaction Kinetics in a Uniform Supersonic Flow) technique has been used in this work to cover the temperature range 22-64 K. Two independent apparatus were employed. These are the CRESU apparatus recently constructed in the University of Castilla-La Mancha (hereafter referred as UCLM system) and the CRESU system available in the University of Rennes 1 (hereafter referred as UR1 system). The UCLM CRESU was used to investigate the kinetics of OH and methanol at four temperatures (22 K, 42 K, 52 K and 64 K), whereas the UR1 CRESU system operated at three temperatures (48 K, 52 K and 61 K).

As both systems have been previously described elsewhere (Jiménez et al. 2015a,b; Sims et al. 1994; Canosa et al. 2008) only some remarks are mentioned here. In both CRESU systems, a stainless steel chamber is connected to a pumping system to generate low pressures inside ( $P_{cham}$ ). A supersonic flow is achieved by isentropic expansion of a buffer gas through a specifically designed Laval nozzle separating a movable stagnation reservoir maintained at room temperature from the main vacuum chamber. The quality and the physical conditions of the flow directly depend on the geometry of the Laval nozzle on the one hand and on the nature and the flow rate of the buffer gas on the other hand. The gas flows through the reservoir at a constant flow rate, providing a constant background pressure  $P_{cham}$ , when using the suitable pumping speed. The UCLM system can operate with a gas flow in either pulsed or continuous mode, while the UR1 system is operating exclusively in the latter one. In the UCLM pulsed mode ( $T = 22$  K), the movable expansion system also included a rotary disk (aerodynamic chopper) in order to pulse the gas inside the Laval nozzle, while in the continuous mode ( $T = 42, 52, 64$  K) the gas is constantly flowing by one of the apertures of the aerodynamic chopper maintained at rest. In the UR1 system, there is no rotary disk in the movable expansion system. In Table 1 a summary of the experimental conditions is presented for both CRESU systems. In the UCLM system, the same convergent-divergent Laval nozzle

zle was operated under different physical conditions to achieve the desired temperatures and gas densities. For temperatures higher than 22 K, the bath gas (helium) was changed by (nitrogen) or a mixture of both gases, as previously described in Jiménez et al. (2015b). In the UR1 system, nitrogen or argon was used as a bath gas to obtain the three different temperature conditions, each of them achieved by using a different Laval nozzle.

### 2.1.2. Kinetic technique and determination of the rate coefficients $k_1$

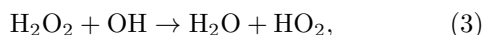
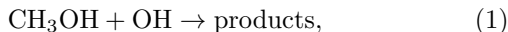
For carrying out the kinetic experiment of reaction (1), firstly the OH radicals have to be generated in situ. In this work, the Pulsed Laser Photolysis (PLP) of gaseous H<sub>2</sub>O<sub>2</sub>,



was the source of OH radicals in both CRESU systems.

The photolysis wavelengths were 248 nm (from a KrF excimer laser in UCLM) and 266 nm (from the fourth harmonic of a Nd-YAG laser in UR1). Gaseous H<sub>2</sub>O<sub>2</sub> was introduced into the reservoir by passing a small flow of the bath gas through a concentrated solution of H<sub>2</sub>O<sub>2</sub> contained in a glass bubbler. Aqueous solution of H<sub>2</sub>O<sub>2</sub>, which was provided by Sharlab at a concentration of 50 % v/v, was further purified by bubbling helium or nitrogen through the liquid for a few days in order to remove water at least partly. Concentrations of about 70 % were obtained by this method for H<sub>2</sub>O<sub>2</sub> in the solution. Liquid samples of methanol (with a purity  $\geq 99.8\%$  in UCLM and HPLC grade in UR1) were degassed prior to its use. The introduction of methanol in the reservoir was made differently in UCLM and in UR1. In the UCLM system, mixtures of methanol vapour and the bath gas were prepared and stored in two 20 L glass bulbs prior to the experiments. Then, the content of the storage bulbs was directed into the reservoir by means of a calibrated mass flow controller. In the UR1 set-up, gaseous methanol was introduced in the reservoir similarly to H<sub>2</sub>O<sub>2</sub>, i.e., by passing a bath gas identical to the main buffer gas through a bubbler containing liquid CH<sub>3</sub>OH. The temperature and pressure were measured in the bubbler during experiments. The partial flow of methanol was then obtained knowing the bath gas flow rate as well as the vapour pressure of CH<sub>3</sub>OH at the bubbler temperature (see El Dib et al. 2013 for details). In both CRESU systems, a third flow of the buffer gas was introduced into the reservoir by a separate entry port to reach the desired reservoir pressure  $P_{res}$ . This flow is the main contributor to the total gas flow through the reservoir.

In the presence of an excess of methanol, i.e., under pseudo-first order conditions where  $[\text{CH}_3\text{OH}] \gg [\text{OH}]$  and  $[\text{H}_2\text{O}_2] \gg [\text{OH}]$ , the reaction scheme is described by reaction (1), the reaction of OH with H<sub>2</sub>O<sub>2</sub> (reaction 3), and other losses of OH, such as diffusion or reaction with impurities, if any (reaction 4):



Under our experimental conditions, reaction (4) can be neglected since in the absence of methanol the loss of OH

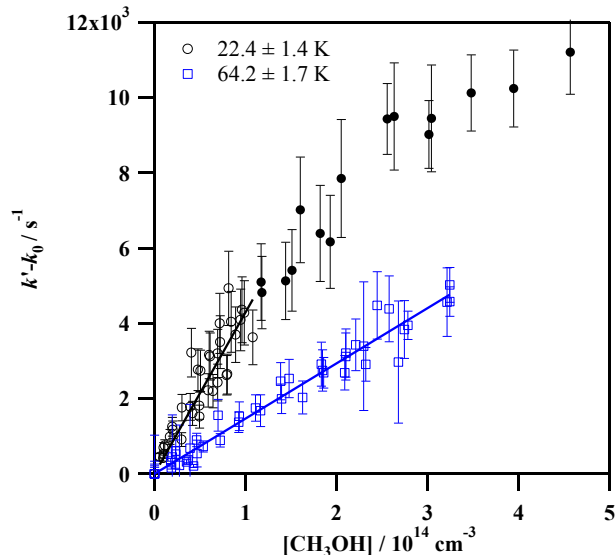


FIG. 1.— Plot of  $k' - k_0$  versus  $[\text{CH}_3\text{OH}]$  at 22 and 64 K. Full black circles, which correspond to kinetic data at 22 K that are influenced by methanol clustering ( $[\text{CH}_3\text{OH}] > 1 \times 10^{14}$  molecule  $\text{cm}^{-3}$ , see text), have not been considered in the fit of Equation (5).

radicals is governed by reaction with H<sub>2</sub>O<sub>2</sub>, which is in large excess.

To obtain the kinetic information, the OH radicals formed in reaction (2) are excited at 282 nm (radiation from a frequency-doubled dye laser pumped either by a XeCl excimer laser in UCLM or a 532 nm Nd-YAG laser in UR1). The laser induced fluorescence (LIF) from excited OH radicals was detected at ca. 310 nm by a photomultiplier tube as a function of reaction time. The timescale of the reaction, which depends on the rate coefficient  $k_1$  and the concentration of methanol introduced into the reservoir, must be short enough to be smaller or of the same order of magnitude than the hydrodynamic time during which the supersonic flow is kept uniform (usually several hundreds of  $\mu\text{s}$ , the exact value being specific to each flow condition validated for a given Laval nozzle). At short reaction times (tens of  $\mu\text{s}$ ), the LIF signal from excited OH increases due to rotational relaxation, so in the analysis of the OH temporal profiles, only the decay of the LIF signal at  $t > 20 \mu\text{s}$  is considered. The analysis of the exponential decays yields the pseudo-first order rate coefficients,  $k'$ , which is linearly related to  $[\text{CH}_3\text{OH}]$  under pseudo-first order conditions:

$$k' = k_0 + k_1(T)[\text{CH}_3\text{OH}], \quad (5)$$


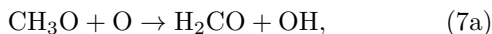
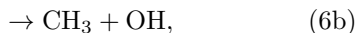
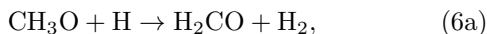
where  $k_1(T)$  is the bimolecular rate coefficient for reaction (1) at a given temperature and  $k_0$  is the measured rate coefficient in the absence of methanol at the same temperature, when only reactions (3) and (4) take place.  $k_0$  ranged between 2800 and 8400  $\text{s}^{-1}$ . This meant a contribution of  $k_0$  to  $k'$  very variable, between 40 and 95 %, although it typically did not exceed 70 %. Varying the concentration of methanol and maintaining the concentration of the precursor of OH radicals constant,  $k_1(T)$  can be obtained from the slope of the plot of  $k'$  (or  $k' - k_0$ ) versus  $[\text{CH}_3\text{OH}]$ . In the present study, we have chosen the second option, because it is the only way to compare results obtained at the same temperature in independent experiments, in which  $k_0$  may differ up to

2000 s<sup>-1</sup>. Methanol concentrations were varied in UR1 by changing the pressure inside the CH<sub>3</sub>OH bubbling column using a micrometric valve. In UCLM, [CH<sub>3</sub>OH] was varied by changing the mass flow rate of the diluted mixture from the storage bulb. Examples of plots of  $k' - k_0$  versus [CH<sub>3</sub>OH] are presented in Fig. 1. In the UCLM system, up to 48 kinetic experiments were carried out at a single temperature, using different mixing ratios of the CH<sub>3</sub>OH/bath gas mixtures in the storage bulb. In the UR1 apparatus, between 14 and 21 kinetic experiments were performed for each Laval nozzle.

## 2.2. Chemical model

In order to evaluate the role of reaction (1) in the formation of CH<sub>3</sub>O in B1-b, we have built a chemical model adopting typical conditions of a cold dense cloud, i.e., a temperature of 10 K, a visual extinction of 30 mag, a cosmic-ray ionization rate of H<sub>2</sub> of  $1.3 \times 10^{-17}$  s<sup>-1</sup>, and the so-called "low-metal" elemental abundances (see Agúndez & Wakelam 2013). According to Daniel et al. (2013), the volume density of H<sub>2</sub> in B1-b has a steep radial gradient and takes values from a few 10<sup>6</sup> cm<sup>-3</sup> at the core center to  $\sim 10^4$  cm<sup>-3</sup> in the outer regions of the cloud (at some tens of arcsec from the center). Since methanol has a widespread distribution in B1-b (Öberg et al. 2010), and methoxy has probably a similar distribution, we adopted densities of H nuclei of  $2 \times 10^4$  cm<sup>-3</sup> and  $1 \times 10^5$  cm<sup>-3</sup> to investigate the effect of density. Since in cold dense clouds, grain-surface chemistry is hampered by the low mobility of most species on ice surfaces at the low temperatures of dust, and since we aim at evaluating the efficiency of gas-phase routes to CH<sub>3</sub>O, we did not consider chemical reactions on grain surfaces other than the formation of H<sub>2</sub> by recombination of two H atoms. We adopted the gas-phase reaction network of Ruaud et al. (2015) with the rate coefficient for reaction (1) updated according to this work. Since it is well known that pure gas-phase chemical models severely underestimate the gas-phase abundance of CH<sub>3</sub>OH in cold dense clouds (e.g., Agúndez & Wakelam 2013), to be more realistic, we assumed an abundance of methanol relative to CO of  $6 \times 10^{-5}$ , which is the value in B1-b according to the abundances of CO and CH<sub>3</sub>OH derived by Lis et al. (2002) and Öberg et al. (2010), respectively.

The kinetic information on the gas-phase reactivity of CH<sub>3</sub>O is quite scarce and limited to temperatures above 200 K. Theoretical and experimental studies indicate that reactions of CH<sub>3</sub>O with molecules such as H<sub>2</sub>, CO, CH<sub>4</sub>, NH<sub>3</sub>, or CH<sub>3</sub>OH have important activation barriers (Sanders et al. 1980; Jodkowski et al. 1999; Wang et al. 1999). The depletion of CH<sub>3</sub>O in cold dense clouds is likely to be dominated by reactions with H and O atoms,



whose rate coefficients are however not known at interstellar temperatures. We have adopted the same values

used by Ruaud et al. (2015)<sup>1</sup> for  $k_{6a,b}$  and  $k_{7a,b}$ , which are based on measurements at 300 K (Hoyermann et al. 1981; Dóbe et al. 1991; Ewig et al. 1987; Baulch et al. 2005). Therefore, in the absence of grain-surface processes, the chemistry of CH<sub>3</sub>O becomes rather simple in the model as it is assumed to be formed through reaction (1) and destroyed by reactions (6) and (7). Therefore, at steady state the CH<sub>3</sub>O/CH<sub>3</sub>OH abundance ratio is given by:

$$\frac{[\text{CH}_3\text{O}]}{[\text{CH}_3\text{OH}]} = \frac{k_1[\text{OH}]}{k_6[\text{H}] + k_7[\text{O}]}, \quad (8)$$

where  $k_1$  is well constrained by our experiments and thus the major source of uncertainty in the calculated CH<sub>3</sub>O/CH<sub>3</sub>OH abundance ratio comes from the values of  $k_6$  and  $k_7$  at low temperatures.

## 3. RESULTS AND DISCUSSION

### 3.1. Evaluation of the role of secondary chemistry of methanol in the determination of $k_1(T)$

The knowledge of the methanol concentration is one of the key parameters to derive a reliable rate coefficient from Equation (5). For that reason, an evaluation of the potential effect of any side reaction that could deplete methanol is desirable.

No photolysis of methanol is expected at the photolysis (248 nm or 266 nm) and excitation (282 nm) wavelengths at the concentration levels and the low laser fluences (less than 1 mJ cm<sup>-2</sup> per laser pulse measured at the exit of the nozzle in UCLM and 75 mJ per laser pulse in UR1 measured at the exit of the laser) used in this work, if we consider an upper limit for the absorption cross section of  $10^{-22}$  cm<sup>2</sup> molecule<sup>-1</sup> (Cheng et al. 2002).

As can be seen in Fig. 1, a slight curvature in the plots of  $k' - k_0$  versus [CH<sub>3</sub>OH] was observed at methanol concentrations higher than  $1 \times 10^{14}$  molecule cm<sup>-3</sup> for the lowest temperature, 22 K. This curvature was also observed by Gómez Martín et al. (2014) at 56 K for reaction (1) for methanol concentrations higher than  $2.5 \times 10^{14}$  molecule cm<sup>-3</sup>. This may be explained by a clustering process that reduces the amount of methanol available for reacting with OH radicals, leading to a decrease of the measured pseudo-first order rate coefficient  $k'$ . The lower the temperature is, the more favourable the cluster formation is, shifting the curvature in the pseudo-first order plots to much lower methanol concentrations. Laksmono et al. (2011) observed the formation of clusters of methanol, and even the formation of small droplets in the divergent section of a Laval nozzle at 210 K, although the methanol concentration in their experiments was around 4 orders of magnitude higher than in ours. Therefore, we believe that under our experimental conditions the clusters that are formed are mainly methanol dimers. In order to estimate the effect of dimerization in the measurement of the pseudo-first order coefficients, a simple model has been developed using FACSIMILE software for the worst scenario, i.e., the lowest temperature where the gas density is the highest (see Table 2). The reaction scheme of this model includes reactions (1) and (3) together with the formation of a hydrogen-bonded

<sup>1</sup> Note that the rate coefficient of reaction (7b) given in Table A2 of Ruaud et al. (2015) should read  $1.9 \times 10^{-11}$  cm<sup>3</sup> molecule<sup>-1</sup> s<sup>-1</sup> instead of  $1.9 \times 10^{-12}$  cm<sup>3</sup> molecule<sup>-1</sup> s<sup>-1</sup>.

TABLE 2  
GAS-PHASE RATE COEFFICIENTS OF THE REACTION  
BETWEEN OH AND CH<sub>3</sub>OH DETERMINED IN THIS WORK

$T$ (K)	$n$ ( $10^{16}$ cm <sup>-3</sup> )	$k_1$ ( $10^{-11}$ cm <sup>3</sup> molecule <sup>-1</sup> s <sup>-1</sup> )
22.4±1.4	17.0±1.6	4.30±0.66
42.5±1.3	5.22±0.33	2.74±0.42
47.7±0.6	2.74±0.09	2.17±0.35
51.6±1.7	4.17±0.35	2.19±0.26
52.2±0.9	5.15±0.13	2.97±0.60
61.0±1.0	2.02±0.08	2.20±0.40
64.2±1.7	2.24±0.15	1.47±0.23

NOTE. — Uncertainties are the combination of statistical error ( $\pm \sigma$ , Student  $t$  factor at 95% confidence level) and systematic errors (15%).

methanol dimer:



In the simulation,  $k_1(T)$  and the pseudo-first order  $k'$  in the absence of methanol were fixed to the value obtained from the linear fit according to Equation (5) and the experimental  $k_0$ . It was also considered that the dimer does not react with OH radicals. We estimate that the observed curvature is compatible with a rate coefficient for the dimerization of methanol at 22 K of the order of  $10^{-11}$  cm<sup>3</sup> molecule<sup>-1</sup> s<sup>-1</sup>. The effect of dimerization on  $k'$  can be neglected at concentrations lower than  $1 \times 10^{14}$  molecule cm<sup>-3</sup>, the ones considered in this study. For intermediate temperatures, the concentration range was also constrained to [CH<sub>3</sub>OH] below  $2 \times 10^{14}$  molecule cm<sup>-3</sup>, while at 64 K the maximum methanol concentration was kept below  $3.5 \times 10^{14}$  molecule cm<sup>-3</sup>. Consequently, only the linear part of these plots were considered in obtaining  $k_1(T)$ .

### 3.2. Potential role of water in the determination of $k_1(T)$

Water, which was introduced in conjunction with H<sub>2</sub>O<sub>2</sub> in the reactor, did not play any significant role in the chemistry of the flow. Its potential aggregation to methanol to form a H<sub>2</sub>O...CH<sub>3</sub>OH complex was found to be a negligible process in the loss of methanol. Indeed, water concentration in the cold flow was estimated to be similar to that of H<sub>2</sub>O<sub>2</sub> taking into account the concentration ratios in the liquid mixture and the vapor pressures of H<sub>2</sub>O and H<sub>2</sub>O<sub>2</sub>, 42.4 mbar and 24.4 mbar at 300 K, respectively. The H<sub>2</sub>O<sub>2</sub> concentration was evaluated using a room temperature UV absorption column set in between the H<sub>2</sub>O<sub>2</sub> bubbler and the reservoir at the pressure condition of our experiment at 64 K. The obtained concentration converted into the supersonic flow conditions was found to be about  $6 \times 10^{12}$  cm<sup>-3</sup>, representing a few percent of the typical [CH<sub>3</sub>OH] used in this experiment (see Fig. 1). The work of Vöhringer-Martínez et al. (2007) on the catalytic effect of water on the OH+acetaldehyde gas-phase reaction between 58 K and 300 K indicates that at temperatures below 100 K the complexation of acetaldehyde molecules with water is highly efficient, although at high water concentrations (3 % of the total density, i.e.,  $2.55 \times 10^{15}$  cm<sup>-3</sup> at 77 K). In the work of Vöhringer-Martínez et al. (2007), the [H<sub>2</sub>O]/[CH<sub>3</sub>CHO] ratio is around 16. In our work at 64 K, [H<sub>2</sub>O] in the supersonic jet is estimated to be on the

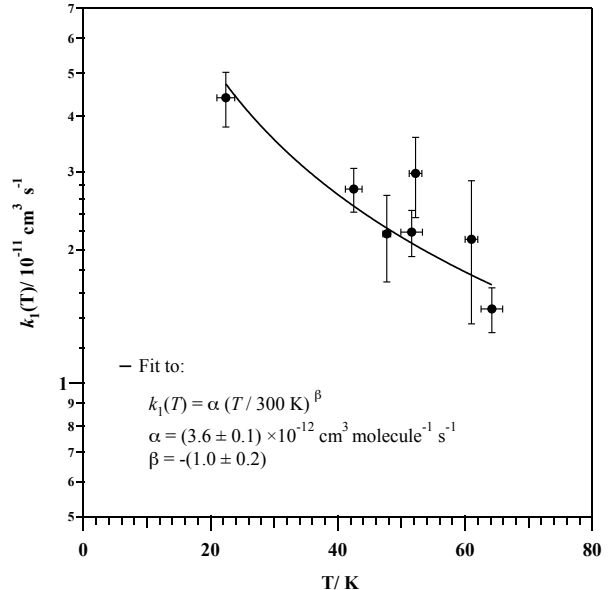


FIG. 2.— Rate coefficients for the reaction of OH with CH<sub>3</sub>OH as a function of temperature determined in this work between 22 and 64 K. The black line corresponds to Equation (10).

order of  $10^{13}$  cm<sup>-3</sup>, and therefore [H<sub>2</sub>O]/[CH<sub>3</sub>OH] ratio is  $< 0.1$ . Water content accounts for 0.04 % of the total gas density ( $2.24 \times 10^{16}$  cm<sup>-3</sup>), i.e., it is negligible. Moreover, Vöhringer-Martínez et al. (2007) concluded that at water contents lower than 3 % no catalytic effect was observed for the OH+acetaldehyde system. Under our experimental conditions, if H<sub>2</sub>O...CH<sub>3</sub>OH cluster is formed with an aggregation factor of unity (as suggested by Vöhringer-Martínez et al. 2007 at  $T < 100$  K) and assuming that the kinetics of the dimer formation is fast enough to produce it in the timescale of our experiment (300 microseconds), the methanol concentration would only be slightly reduced, thus not affecting the measured rate coefficient.

### 3.3. Rate coefficients $k_1(T)$ between 22 K and 64 K

In light of the absence of any secondary chemistry under our experimental conditions,  $k_1(T)$  were obtained, as explained in Section 2, and are shown in Table 2. Statistical errors in  $k_1(T)$  result from a least squares analysis of the pseudo first order rate coefficient multiplied by the Student- $t$  factor corresponding to the 95% confidence limit. The errors given in Table 2 include as well a contribution of systematic errors, estimated to be about 15%, which essentially come from uncertainties in mass flows or pressure gauge calibrations and fluctuations in the temperature and concentration of methanol. The total gas densities are also listed in Table 2. Note that the study of any pressure dependence of the rate coefficient is not possible for a single Laval nozzle operating with a specific bath gas and at a fixed temperature. Nevertheless, no pressure dependence of  $k_1(T)$  seems to exist at ultra-low temperatures, according to Shannon et al. (2013), so the results obtained for the temperatures employed in this work at different gas densities can be compared.

The rate coefficients  $k_1(T)$  obtained in this work between 22 and 64 K are depicted in Fig. 2 in a log – log form. It is seen that  $k_1(T)$  increases as the temperature

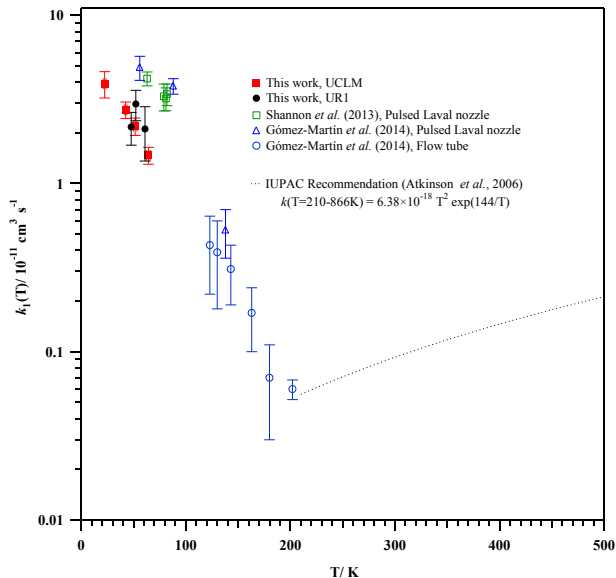


FIG. 3.— Rate coefficients for the reaction of OH with CH<sub>3</sub>OH as a function of temperature. Filled symbols are kinetic data presented in this work and empty symbols are values reported in the literature.

decreases, i.e., it shows a negative temperature dependence. The data points have been fitted in the temperature range 22-64 K to the expression:

$$k_1(T) = (3.6 \pm 0.1) \times 10^{-12} \left( \frac{T}{300 \text{ K}} \right)^{-(1.0 \pm 0.2)}, \quad (10)$$

where  $k_1(T)$  has units of  $\text{cm}^3 \text{ molecule}^{-1} \text{ s}^{-1}$ . The extrapolation of Equation (10) to a temperature of 10 K, of interest for cold dark clouds such as B1-b, yields a value of  $1.1 \times 10^{-10} \text{ cm}^3 \text{ molecule}^{-1} \text{ s}^{-1}$ . It is worth noting that for the present limited experimental temperature range, several mathematical expressions give fairly acceptable fits. However, for some of these expressions the extrapolation beyond the experimental temperature range, especially at temperatures significantly below 22 K, can diverge or result in unrealistic rate coefficients. Future works, which require the construction of new Laval nozzles, are planned to extend the present temperature range in order to better constrain the dependence with temperature of  $k_1$ .

For comparison purposes, values of  $k_1$  reported at temperatures higher than 56 K are depicted in Fig. 3. The methanol reactivity toward OH radicals at 22 K is enhanced by almost two orders of magnitude compared to 200 K (Gómez Martín et al. 2014). The negative temperature dependence of  $k_1(T)$  was already observed by Shannon et al. (2013) and Gómez Martín et al. (2014) in the 56-202 K range. Nevertheless, the values of  $k_1(T)$  previously determined by these authors using a pulsed Laval nozzle are around twice higher than ours in the temperature range common to these authors and us (close to 60 K). The source of this discrepancy is presently unknown and should deserve more experimental attention. The good agreement observed in the present study employing two independent CRESU machines shed confidence to the values reported here. Furthermore, the trend observed in this work between 22 and 64 K is consistent with the results obtained by Gómez Martín et al. (2014) between 123 and 202 K using a classical flow tube cou-

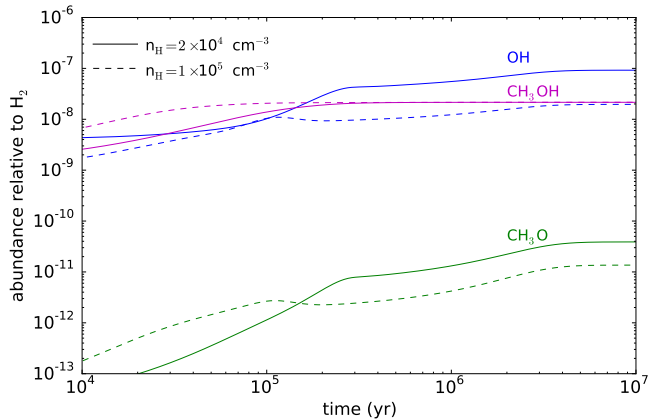


FIG. 4.— Calculated abundances of OH, methanol and CH<sub>3</sub>O relative to H<sub>2</sub> are shown as a function of time. Solid and dashed lines correspond to densities of H nuclei of  $2 \times 10^4 \text{ cm}^{-3}$  and  $1 \times 10^5 \text{ cm}^{-3}$ , respectively.

pled to a PLP-LIF technique.

At temperatures between 210 and 866 K the trend in the temperature dependence of  $k_1(T)$  is inverted, showing a positive temperature dependence (Atkinson et al. 2006). This opposite behaviour yields a "U-shape" in the  $\log k_1(T)$  versus  $T$  plots, already observed for other reactions of OH with complex organic molecules (Jiménez et al. 2015a,b; Shannon et al. 2010, 2014; Caravan et al. 2015). At ultra-low temperatures, the reaction mechanism that allows this to occur is one in which an adduct is formed by a weak hydrogen-bonded association of OH and methanol followed by quantum-mechanical tunnelling, as suggested by Shannon et al. (2013). Recently, Hernandez et al. (2015) reported experimental evidence of the formation of the hydrogen bonded intermediate  $\text{OH} \cdots \text{CH}_3\text{OH}$  by He Nanodroplet Isolation (HENDI) and a combination of mass spectrometry and infrared laser Stark spectroscopy.

#### 3.4. Predicted gas-phase abundance of CH<sub>3</sub>O

As stated in Section 1, the reaction of OH with CH<sub>3</sub>OH may have important implications for interstellar chemistry since it acts as a sink of methanol and a source of CH<sub>3</sub>O radicals. In particular, here we are interested in evaluating whether this reaction can explain the observed abundance of CH<sub>3</sub>O in the cold dense core B1-b,  $\sim 5 \times 10^{-12}$  relative to H<sub>2</sub> or  $\sim 3 \times 10^{-3}$  with respect to CH<sub>3</sub>OH (Cernicharo et al. 2012).

Figure 4 shows the time evolution of the predicted fractional abundances of the reactants involved in reaction (1), OH and CH<sub>3</sub>OH, and the reaction product CH<sub>3</sub>O for two different densities of H nuclei. It is seen that methanol reaches its maximum abundance soon after a few  $10^4$  yr (remember that the abundance of CH<sub>3</sub>OH has been fixed to  $6 \times 10^{-5}$  relative to CO), while the methoxy radical increases its abundance progressively until reaching the maximum at late times. The range of abundances of CH<sub>3</sub>O relative to methanol,  $n(\text{CH}_3\text{O})/n(\text{CH}_3\text{OH})$ , achieved within a time range between  $10^5$  yr and  $10^7$  yr are listed in Table 3. Our chemical model predicts that at  $\sim 10^7$  yr,  $n(\text{CH}_3\text{O})/n(\text{CH}_3\text{OH})$  reaches a value of  $2 \times 10^{-3}$  or  $0.6 \times 10^{-3}$ , depending on the adopted density of H nuclei. This ratio is somewhat lower, although of the same

order, than the one observed in B1-b. The main uncertainty in the calculated CH<sub>3</sub>O/CH<sub>3</sub>OH abundance ratio arises from the depletion rate of CH<sub>3</sub>O, which in turn depends on the rate coefficients of the reactions of CH<sub>3</sub>O with H and O atoms and on the abundances of H and O atoms, both species being very difficult to observe in cold dense clouds. Nonetheless, with current constraints on the destruction rate of CH<sub>3</sub>O, the title reaction is rapid enough at low temperatures to provide an efficient pure gas-phase pathway to CH<sub>3</sub>O radicals in B1-b. Thus, our results indicate that gas-phase formation of CH<sub>3</sub>O via reaction (1), even though it does not fully interpret the observed abundance of methoxy radicals in B-1b, is likely to be a major contributor. Up to now, it is thought that the main competing process of formation of CH<sub>3</sub>O is its synthesis on grain surfaces and further non-thermal desorption to the gas phase. As Cernicharo et al. (2012) pointed out, experiments that simulate ice mantle processing by ultraviolet or ion irradiation indicate that it is not the CH<sub>3</sub>O isomer, but the more stable isomer CH<sub>2</sub>OH, which is formed on grain surfaces. This was proven by Chen et al. (2013), who observed CH<sub>2</sub>OH in the X-ray irradiation of methanol ice at 14 K. The warming up of these ices produces ethylene glycol (CH<sub>2</sub>OH)<sub>2</sub> indicating that the abundance of CH<sub>2</sub>OH radicals is high. More recently, Lee et al. (2015) observed that CH<sub>3</sub>O formed in the 355 nm irradiation of a *p*-H<sub>2</sub> matrix containing methyl nitrite (CH<sub>3</sub>ONO) at 3.2 K is rapidly converted into CH<sub>2</sub>OH. These authors theoretically predict that the conversion of CH<sub>3</sub>O to CH<sub>2</sub>OH on grain surfaces may occur in two steps:



In light of these results, the formation of CH<sub>3</sub>O through grain-surface processes seems to be disfavoured, although more laboratory experiments and/or quantum chemistry calculations are needed to draw definitive conclusions.

#### 3.4.1. Comparison with previous chemical models

In Table 3, some input parameters used in previous chemical models and the predicted abundances of CH<sub>3</sub>O are listed for comparison purposes. The first column of the table indicates whether or not the model includes grain surface production of CH<sub>3</sub>O radicals and the second column provides the density of H nuclei adopted in each model. As can be seen in the third column, the rate coefficient  $k_1(10\text{ K})$  used in previous models, either  $4 \times 10^{-11} \text{ cm}^3 \text{ molecule}^{-1} \text{ s}^{-1}$  (measured by Shannon et al. 2013 at 63 K) or  $3 \times 10^{-10} \text{ cm}^3 \text{ molecule}^{-1} \text{ s}^{-1}$  (collision limit), differs by almost one order of magnitude. The fourth column gives the range of CH<sub>3</sub>O/CH<sub>3</sub>OH abundance ratios predicted by each model over a certain time interval, indicated in the fifth column.

Our results are consistent with those of Vasyunin & Herbst (2013) when grain-surface production of CH<sub>3</sub>O is switched off in their model and reaction (1) becomes the only efficient formation route to CH<sub>3</sub>O. The CH<sub>3</sub>O/CH<sub>3</sub>OH abundance ratios reported by Vasyunin & Herbst (2013) are around or slightly above  $10^{-3}$ , while ours are around or slightly below  $10^{-3}$ . Balucani et al. (2015) do only consider gas-phase formation of CH<sub>3</sub>O with  $k_1(10\text{ K}) = 3 \times 10^{-10} \text{ cm}^3 \text{ molecule}^{-1} \text{ s}^{-1}$  and find

a CH<sub>3</sub>O/CH<sub>3</sub>OH abundance ratio of  $\sim 4 \times 10^{-2}$ , about 10 times higher than the value observed in B1-b, over a restricted time interval around  $10^5 \text{ yr}$ .

As seen in Table 3, a common outcome of models that consider formation of CH<sub>3</sub>O on grain surfaces (Vasyunin & Herbst 2013; Ruaud et al. 2015; Acharyya et al. 2015) is a significant overestimation of the CH<sub>3</sub>O/CH<sub>3</sub>OH abundance ratio with respect to the observed value in B1-b. This fact points to an overestimation in the formation efficiency of CH<sub>3</sub>O through grain-surface routes, which is consistent with the empirical conclusion that CH<sub>3</sub>O is not predominantly formed on grains surfaces. It must be noted that the efficiency of the grain-surface processes invoked to explain the formation of CH<sub>3</sub>O is highly uncertain.

In the chemical models of Vasyunin & Herbst (2013) and Ruaud et al. (2015), CH<sub>3</sub>O is assumed to be formed mainly on the surface of dust grains through successive hydrogenations of CO. Methoxy radicals are assumed to be further ejected to the gas phase through chemical desorption, which assumes that a fraction, typically 1%, of the energy released by exothermic chemical reactions on grain surfaces is used by the products to desorb. In the chemical model of Ruaud et al. (2015), CH<sub>3</sub>O is also formed through a mechanism involving the formation of van der Waals complexes between carbon atoms colliding with dust grains and water ice molecules. In these two chemical models, the formation of CH<sub>3</sub>O through the gas-phase reaction of OH and CH<sub>3</sub>OH was included although grain-surface processes are found to dominate the formation of CH<sub>3</sub>O. The gas-phase production rate of CH<sub>3</sub>O is similar in both models, although the depletion of CH<sub>3</sub>O through reactions with H and O atoms is assumed to be faster in the model of Vasyunin & Herbst (2013). This makes that, as seen in Table 3, the values of  $n(\text{CH}_3\text{O})/n(\text{CH}_3\text{OH})$  predicted by Ruaud et al. (2015) are higher than those calculated by Vasyunin & Herbst (2013).

Acharyya et al. (2015) modelled the fractional abundance of CH<sub>3</sub>O using an updated gas-grain chemical model that included the gas-phase reaction of OH with methanol (reaction 1) and with some other organic molecules. These authors run the model with and without reaction (1) and concluded that at 10 K this reaction is not generally an effective destruction route for CH<sub>3</sub>OH, although it leads to an increase in the abundance of CH<sub>3</sub>O at times longer than  $2 \times 10^5 \text{ yr}$ . The main competing process of formation of gas-phase CH<sub>3</sub>O in this model is the hydrogenation of formaldehyde on grain surfaces followed by non-thermal desorption. Clearly, in this model the CH<sub>3</sub>O/CH<sub>3</sub>OH abundance ratio is largely overestimated with respect to the observed value in B1-b, probably as a consequence of a too efficient formation of CH<sub>3</sub>O via grain-surface routes.

## 4. CONCLUSIONS

In this work, we have determined the rate coefficient  $k_1$  for the gas-phase reaction between OH radicals and CH<sub>3</sub>OH in the range of temperatures between 22 and 64 K. This study provides the first measurement of  $k_1$  at temperatures below 56 K. The lowest temperature investigated here, 22 K, is the closest one to that in B1-b at which the rate coefficient of the reaction between OH and CH<sub>3</sub>OH has been measured. In the cold environment of

TABLE 3  
CALCULATED ABUNDANCES OF CH<sub>3</sub>O RELATIVE TO METHANOL AT 10 K CONSIDERING GAS-PHASE FORMATION VIA REACTION (1)

Grain surface source of CH <sub>3</sub> O	$n_{\text{H}}$ (molecule cm <sup>-3</sup> )	$k_1(10 \text{ K})$ (cm <sup>3</sup> molecule <sup>-1</sup> s <sup>-1</sup> )	$n(\text{CH}_3\text{O})/n(\text{CH}_3\text{OH})$	time (yr)	Reference
NO	$2 \times 10^4$	$1.1 \times 10^{-10}$	$(0.08 - 2) \times 10^{-3}$	$10^5 - 10^7$	This work
NO	$1 \times 10^5$	$1.1 \times 10^{-10}$	$(0.1 - 0.6) \times 10^{-3}$	$10^5 - 10^7$	This work
YES	$2 \times 10^4$	$3 \times 10^{-10}$	$\sim 5000 \times 10^{-3}$	$10^5 - 10^7$	Acharyya et al. (2015)
YES	$1 \times 10^5$	$4 \times 10^{-11}$	$(10 - 100) \times 10^{-3}$	$10^5 - 10^7$	Ruaud et al. (2015)
NO	$6 \times 10^4$	$3 \times 10^{-10}$	$\sim 40 \times 10^{-3}$	$\sim 10^5$	Balucani et al. (2015)
NO	$1 \times 10^5$	$4 \times 10^{-11}$	$(2 - 10) \times 10^{-3}$	$10^5 - 10^6$	Vasyunin & Herbst (2013)
YES	$1 \times 10^5$	$4 \times 10^{-11}$	$(0.3 - 50) \times 10^{-3}$	$10^5 - 10^6$	Vasyunin & Herbst (2013)

NOTE. — The observed  $n(\text{CH}_3\text{O})/n(\text{CH}_3\text{OH})$  in B1-b is  $\sim 3 \times 10^{-3}$  (Öberg et al. 2010; Cernicharo et al. 2012).

B1-b, CH<sub>3</sub>O (product of the reaction between OH and CH<sub>3</sub>OH) has been detected recently. The consistency of the measured rate coefficients in two different laboratories (UCLM and UR1) leads us confidence in the reported  $k_1(T)$ , especially around 60 K where there is some discrepancy with previous data. We fit the measured rate coefficients as a function of temperature and provide an expression of  $k_1(T)$  in the temperature range 22-64 K. Further measurements of  $k_1$  at temperatures below 22 K are needed to corroborate whether this reaction continues to be accelerated at even lower temperatures and to constrain by how much in order to better evaluate its contribution to the production of CH<sub>3</sub>O in cold dense clouds such as B1-b. In addition, there is still a gap to fill between 64 and 123 K, which is planned to be covered in the near future with new Laval nozzles that will help to elucidate the kinetic behaviour at intermediate temperatures. Finally, we will intend to detect CH<sub>3</sub>O radicals formed in the reaction of OH with methanol at 22 K by LIF. This is planned to be done in the near future, since some changes are needed in the experimental system to detect CH<sub>3</sub>O.

We have also modeled the chemistry of CH<sub>3</sub>O in cold dense clouds considering that it is only formed through the gas-phase reaction of OH and CH<sub>3</sub>OH. We have adopted the extrapolated value of  $k_1(T)$  at 10 K and assumed that gas-phase reactions with H and O atoms are the only removal processes of CH<sub>3</sub>O. This model predicts CH<sub>3</sub>O/CH<sub>3</sub>OH abundance ratios that are similar or slightly below the value observed in B1-b ( $\sim 3 \times 10^{-3}$ ),

confirming that the reaction of OH and CH<sub>3</sub>OH is clearly involved in the formation of interstellar methoxy radicals. This is consistent with recent experiments that indicate that CH<sub>2</sub>OH, rather than CH<sub>3</sub>O, is the isomer formed on icy grain mantles. Nonetheless, the role of grain-surface processes on the chemistry of CH<sub>3</sub>O needs to be further investigated. Probably a search for the more stable isomer, CH<sub>2</sub>OH, in cold dense clouds may shed light on the relative role of gas-phase and grain-surface chemical reactions in the synthesis of methanol-derived radicals. Up to date, the rotational spectrum of CH<sub>2</sub>OH has not been yet accurately measured in the laboratory, which complicates the detection in the interstellar medium.

This work has been supported by the European Research Council and the Spanish Ministry of Science and Innovation through the NANOCOSMOS (SyG-610256) and ASTROMOL (CSD2009-00038) projects, respectively. Authors from UCLM and CSIC acknowledge the Spanish Ministry of Economy and Competitiveness for supporting this work under projects GASSOL (CGL2013-43227-R), AYA2009-07304, and AYA2012-32032. Authors from UR1 thank the French national programme PCMI "Physique et Chimie du Milieu Interstellaire" from INSU (Institut National des Sciences de l'Univers) for financial support. A. Canosa is grateful to UCLM for providing him with an invited researcher position for 5 months. Authors thank G. M. Muñoz Caro for helpful discussions.

#### REFERENCES

- Acharyya, K., Herbst, E., Caravan, R. L., et al. 2015, *Mol. Phys.*, 113, 2243
- Agúndez, M. & Wakelam, V. 2013, *Chem. Rev.*, 113, 8710
- Atkinson, R., Baulch, D. L., Cox, R. A., et al. 2006, *Atmos. Chem. Phys.*, 6, 3625
- Balucani, N., Ceccarelli, C., & Taquet, V. 2015, *MNRAS*, 449, L16
- Baulch, D. L., Bowman, C. T., Cobos, C. J., et al. 2005, *J. Phys. Chem. Ref. Data*, 34, 757
- Caravan, R. L., Shannon, R. J., Lewis, T., et al. 2015, *J. Phys. Chem. A*, 119, 7130
- Canosa, A., Goulay, F., Sims, I. R., & Rowe, B. R. 2008, in *Low Temperatures and Cold Molecules*, ed. I. W. M. Smith (Imperial College Press), 55
- Cernicharo, J., Marcelino, N., Roueff, E., et al. 2012, *ApJ*, 759, L43
- Cheng, B.-M., Bahou, M., Cheng, W.-C., et al. 2002, *J. Chem. Phys.*, 117, 1633
- Chen, Y.-J., Ciaravella, A., Muñoz Caro, G. M., et al. 2013, *ApJ*, 778, 162
- Daniel, F., Gerin, M., Roueff, E., et al. 2013, *A&A*, 560, A3
- Dóbbé, S., Bérces, T., & Szilágyi, I. 1991, *J. Chem. Soc. Faraday Trans.*, 87, 2331
- El Dib, G., Sleiman, C., Canosa, A., et al. 2013, *J. Phys. Chem. A*, 117, 117
- Ewig, F., Rhasa, D. & Zellner, R. 1987, *Ber. Bunsen. Phys. Chem.*, 91, 708
- Gómez Martín, J. C., Caravan, R. L., Blitz, M. A., et al. 2014, *J. Phys. Chem. A*, 118, 2693
- Herbst, E. & Leung, C. M. 1989, *ApJS*, 69, 271
- Hernandez, F. J., Brice, J. T., Leavitt, C. M., et al. 2015, *J. Phys. Chem. A*, 119, 8125
- Hoyermann, K., Loftfield, N. S., Sievert, R., & Wagner, H. G. 1981, in *18th Symp. (Int.) Combust.*, 831
- Jiménez, E., Ballesteros, B., Canosa, A., et al., 2015a, *Rev. Sci. Instrum.*, 86, 045108
- Jiménez, E., Antiñolo, M., Ballesteros, B., et al., 2015b, *Phys. Chem. Chem. Phys.*, in press (DOI: 10.1039/C5CP06369H)
- Jodkowski, J. T., Rayez, M.-T., & Rayez, J.-C. 1999, *J. Phys. Chem. A*, 103, 3750
- Kalvāns, J. 2015, *ApJ*, 806, 196



- Laksmono, H., Tanimura, S., Allen, H. C., et al. 2011, Phys. Chem. Chem. Phys., 13, 5855
- Lee, Y.-P., Chou, W.-T., Johnson, B. A., et al. 2015, J. Mol. Spectr., 310, 57
- Li, D. & Goldsmith, P. F. 2003, ApJ, 585, 823
- Lis, D. C., Roueff, E., Gerin, M., et al. 2002, ApJ, 571, L55
- McElroy, D., Walsh, C., Markwick, A. J., et al. 2013, A&A, 550, 36
- Reboussin, L., Wakelam, V., Guilloteau, S., & Hersant, F. 2014, MNRAS, 440, 3557
- Ruaud, M., Loison, J.-C., Hickson, K. M., et al. 2015, MNRAS, 447, 4004
- Sanders, N., Butler, J. E., Pasternack, L. R., & McDonald, J. R. 1980, Chem. Phys., 49, 17
- Shannon, R. J., Taylor, S., Goddard, A., et al. 2010, Phys. Chem. Chem. Phys., 12, 13511
- Shannon, R. J., Blitz, M. A., Goddard, A., & Heard, D. E. 2013, Nature Chem., 5, 745
- Shannon, R. J., Caravan, R. L., Blitz, M. A., & Heard, D. E. 2014, Phys. Chem. Chem. Phys., 16, 3466
- Sims, I. R., Queffelec, J.-L., Defrance, A., et al. 1994, J. Chem. Phys., 100, 4229
- Sims, I. R. 2013, Nature Chem., 5, 734
- Smith, I. W. M., Herbst, E., & Chang, Q. 2004, MNRAS, 350, 323
- Smith, I. W. M. & Barnes, P. W. 2013, Annu. Rep. Prog. Chem. C, 109, 140
- Öberg, K. I., Bottinelli, S., Jørgensen, J. K., & van Dishoeck, E. F. 2010, ApJ, 716, 825
- Vasyunin, A. I. & Herbst, E. 2013, ApJ, 769, 34
- Vöhringer-Martínez, E., Hansmann, B., Hernández, H., et al. 2007, Science, 315, 497
- Wakelam, V., Loison, J.-C., Herbst, E., et al. 2015, ApJS, 217, 20
- Wang, B., Hou, H., & Gu, Y. 1999, J. Phys. Chem. A, 103, 8021