

Pattern formation in a two-component reaction-diffusion system with delayed processes on a network

Julien Petit^{1,2}, Malbor Asllani¹, Duccio Fanelli³, Ben Lauwens² and Timoteo Carletti¹

1. *naXys, Namur Center for Complex Systems, University of Namur, rempart de la Vierge 8, B 5000 Namur, Belgium*

2. *Department of mathematics, Royal Military Academy, Brussels, Belgium*

3. *Università degli Studi di Firenze, Dipartimento di Fisica e Astronomia, CSDC and INFN Sezione di Firenze, via G. Sansone 1, 50019 Sesto Fiorentino, Italy*

Reaction-diffusion systems with time-delay defined on complex networks have been studied in the framework of the emergence of Turing instabilities. The use of the Lambert W -function allowed us to get explicit analytic conditions for the onset of patterns as a function of the main involved parameters, the time-delay, the network topology and the diffusion coefficients. Depending on these parameters, the analysis predicts whether the system will evolve towards a stationary Turing pattern or rather to a wave pattern associated to a Hopf bifurcation. The possible outcomes of the linear analysis overcome the respective limitations of the single-species case with delay, and that of the classical activator-inhibitor variant without delay. Numerical results gained from the Mimura-Murray model support the theoretical approach.

Keywords: Turing patterns, Nonlinear dynamics, Spatio-temporal patterns, complex networks, delay differential equations

I. INTRODUCTION

Self-organizing phenomena are widespread in Nature and have been studied for a long time in various domains, be it in physics, chemistry, biology, ecology, neurophysiology, to name a few [1]. Despite the rich literature on the subject, there is still need for understanding, analyzing and predicting their behaviors.

They are commonly based on local interaction rules which determine the creation and destruction of the entities at every place, upon which a diffusion process determines the migration of the components. For this reason reaction-diffusion systems are a common framework of modeling such systems [2].

In a 1952 article in biomathematics, Turing considered a two-species model of morphogenesis [3]. For the first time, he established the conditions for a stable spatially homogeneous state, to migrate towards a new heterogeneous, spatially patched, equilibrium under the driving effect of diffusion, at odd with the idea that diffusion is a source of homogeneity. Even though the explanation for morphogenesis has evolved and now relies more on genetic programming, many actual results are based or inspired from this pioneering work. The so-called Turing instabilities help explain by a simple means the emergence of self-organized collective patterns.

The geometry of the underlying support where the reaction-diffusion acts, plays a relevant role in the patterned outcome, it can be because of the non flat geometry [4] (possibly growing) [5] or because of its anisotropy [6]. Pushing to the extreme the discreteness of the space, scholars have considered reaction-diffusion systems on complex networks; reactions occur at each node and then products are displaced across the network using the available links, thus possibly exhibiting Turing patterns [9]. Since then, the latter have been studied on other complex networks supports, for instance multiplex [7, 32] and cartesian product networks [8].

On the other hand, time-delays (also called time lags) kept making their way into more and more mathematical models. Time lags come into play in classical mechanical engineering applications, for load balancing in parallel computing, in traffic flow models and in still more fields of network theory. Indeed, they cannot be left alone in the understanding of the interactions between neurons in biology, for distributed, cooperative or remote control, in using networks of sensors. Roughly speaking, delays are inherent to virtually all systems where the time needed for transport, propagation, communication, reaction or decision making cannot be neglected [10, 11].

The effects of time-delay on stability come under many flavors. In feedback systems for instance, time-delay can induce or help suppress oscillations (see [11] p. ix and references therein). On the other hand, introducing the delay can be a very reasonable way to improve the models and avoid unnecessary or complex variants of delay-free approaches to refine the match between predictions and observations. In case of reaction-diffusion systems, this challenge was addressed by some previous work related to delay-driven irregular patterns, where Turing or Hopf bifurcations determine the evolution and the ultimate stable state of the system [12–14] on continuous domains. These studies focused on delay in the reaction kinetics, not in the diffusion part, and in some cases restricting to the small delays assumption.

In this work, the goal is to tackle a time-delay dependent problem with two profound distinctions with the above studies. First, our system evolves on a discrete domain -a network- and second, we do not limit ourselves to the case

that only the reactions are delayed. That is, all the processes taking place in the nodes including the triggering of diffusion need some finite amount of time to occur, resulting in a pure-delay setting [15, 16]. The retarded behavior could be due to inertia, some limiting physical, technological or human factor, correspond to the processing time, or be by design due to a wait-then-act strategy. A first step in this direction has been recently done in [17] where authors studied a reaction-diffusion system with time-delay on a top of a complex network; it has been shown that even with only one species, Turing-like traveling waves can emerge, but never stationary patterns. Observe that this result improves the classical one by Turing - i.e. reaction-diffusion without delay - for which at least two species are necessary to have patterns, so the outcome of [17] is due to the presence of the delay term in the diffusion part.

Building on the premises of the one-species case, we consider a two-component pure-delay reaction-diffusion system. Adapting the linear stability analysis to the time-delay setting and elaborating on the condition for instability by expanding the perturbation on a generalized basis formed by the eigenvectors of the network Laplacian matrix, we are able to characterize the possible onset of Turing instabilities, stationary patterns and traveling waves. To this end we use the scalar Lambert W -function which allows to cast analytical results in closed explicit form depending on the main model parameters: time-delay, diffusion coefficients and network topology. Let us observe that time-delayed systems exhibit a larger set of parameters for which Turing instabilities emerge; more precisely a time-delayed system can have Turing waves for sufficiently large time delays, while the same system without delay cannot develop stationary nor oscillatory patterns.

Hence after having determined the conditions for the emergence of patterns in terms of the time-delay, we analyze the role of the network topology, through its spectral properties, and that of the diffusion coefficients, and determine once again explicit conditions for the emergence of patterns. The analytical results are complemented and confirmed by direct numerical simulations using the prototype Mimura-Murray model.

The paper is organized as follows. In Section II we present the framework of the 2-species reaction-diffusion model with time delay on a complex network. Section III is devoted to a brief introduction of the Mimura-Murray model that will be subsequently used to check our analytical results. In Section IV we will provide the conditions for the emergence of stationary patterns, involving the time-delay. Next, we devote Section V to the computation of the delay stability margin of the model, that we compare with the small time-delay approximation estimate of Section VI. Sections VII and VIII will respectively be dedicated to the study of patterns emergence as a function of the network topology and species mobility. In the final Section IX we will sum up and conclude.

II. A TWO-SPECIES MODEL ON A NETWORK WITH DELAYED NODE PROCESSES

We consider a two species activator-inhibitor reaction-diffusion system defined on an undirected network with n nodes and no self-loops. The network is described by its adjacency matrix, G and let $k_i = \sum_{j=1}^n G_{ij}$ denote the degree of the i -th node. The Laplacian matrix L of the network is defined by $L_{ij} = G_{ij} - k_i \delta_{ij}$. The time-dependent concentrations of the activator, respectively the inhibitor, in node i will be denoted by $u_i(t)$, respectively $v_i(t)$. The reaction of such quantities in each node is modeled via two nonlinear functions f and g , describing thus the creation and/or destruction of the activator and inhibitor. We assume the evolution of such processes to be submitted to some constant time-delay $\tau_r > 0$. Finally the activator and inhibitor move across the network links; such process is characterized by two diffusion coefficients $D_u > 0$ and $D_v > 0$ and also by a time-delay $\tau_d > 0$ that can be thought to be the result of some processing time in the nodes, the species are submitted to, before crossing the link. The model is thus described by a system of delay differential equations:

$$\begin{aligned} \dot{u}_i(t) &= f(u_i(t - \tau_r), v_i(t - \tau_r)) + D_u \sum_{j=1}^n L_{ij} u_j(t - \tau_d) \\ \dot{v}_i(t) &= g(u_i(t - \tau_r), v_i(t - \tau_r)) + D_v \sum_{j=1}^n L_{ij} v_j(t - \tau_d) \quad \forall i = 1, \dots, n \text{ and } t > 0. \end{aligned} \quad (1)$$

Let us observe that for a sake of simplicity we assumed that the delays are independent from the nodes and the links, moreover not jeopardizing the possible types of pattern such model can produce, we add the additional constraint that $\tau_r = \tau_d = \tau > 0$. The above system is complemented with “initial conditions” $u_i(t) = \phi_{u,i}(t)$ and $v_i(t) = \phi_{v,i}(t)$, $t \in [-\tau, 0]$, the latter being real-valued continuous functions defined on $[-\tau, 0]$. In the sequel, we will write $x_\tau(\cdot)$ for $x(\cdot - \tau)$, $x = u, v$, and drop the reference to the node index where there is no risk of ambiguity.

Our aim is to determine the conditions for the onset of patterns according to a Turing mechanism. The system should exhibit an asymptotically stable equilibrium in absence of the diffusion part and moreover once the latter is tuned on, the equilibrium should become unstable, namely any small perturbation from such equilibrium will demonstrate an exponential growth in the linear regime. This growth will be slowed down thanks to the nonlinearities of the model, eventually leading to a new steady state, with spatial and possibly also time variations.

A. Characteristic equation without diffusion

Let us first consider the system without diffusion and let us denote by $(u_i, v_i)_{1 \leq i \leq n} = (\hat{u}, \hat{v})$ the homogeneous equilibrium, namely $f(\hat{u}, \hat{v}) = g(\hat{u}, \hat{v}) = 0$. To determine its stability we define the small perturbations $\delta u = u - \hat{u}$ and $\delta v = v - \hat{v}$ and thus by linearizing (1) about (\hat{u}, \hat{v}) we get (observe that x_w denotes the partial derivate of x with respect to w with $x = f, g$ and $w = u_\tau, v_\tau$, evaluated at (\hat{u}, \hat{v})):

$$\begin{pmatrix} \dot{\delta u} \\ \dot{\delta v} \end{pmatrix} = \mathbf{J} \begin{pmatrix} \delta u_\tau \\ \delta v_\tau \end{pmatrix} \quad \text{where} \quad \mathbf{J} = \begin{pmatrix} f_{u_\tau} & f_{v_\tau} \\ g_{u_\tau} & g_{v_\tau} \end{pmatrix} \quad (2)$$

with initial conditions $\delta u(t) = \delta \phi_u(t)$, $\delta v(t) = \delta \phi_v(t)$, $t \in [-\tau, 0]$, where again $\delta \phi_u, \delta \phi_v \in \mathcal{C}([-\tau, 0], \mathbb{R})$. The existence and uniqueness of the solution to this linear problem of retarded type is guaranteed for any such initial conditions (see [11], chapter 1) as one can also explicitly check using the method of steps. Looking for a solution of the form $(\delta u, \delta v) = (c_1, c_2)e^{\lambda t}$, from (2) we get a nonlinear eigenvalue problem, whose characteristic equation is

$$\det \Delta(\lambda) = 0 \quad \text{where} \quad \Delta(\lambda) = \lambda I - \mathbf{J}e^{-\lambda\tau} \text{ is the characteristic matrix.} \quad (3)$$

The solutions, called characteristic roots, solve the quasi-polynomial equation

$$\lambda^2 + (-\lambda \operatorname{tr} \mathbf{J})e^{-\lambda\tau} + \det \mathbf{J}e^{-2\lambda\tau} = 0, \quad (4)$$

and generically (nonzero \mathbf{J} and positive delay) there are infinitely many solutions. The null solution of (2) is asymptotically stable if the spectral abscissa,

$$\mathbf{s} = \sup_{\lambda \in \mathbb{C}} \{\Re(\lambda) \mid \det \Delta(\lambda) = 0\}, \quad (5)$$

is strictly negative. In other words, all characteristic roots of the system without diffusion lie in the open left-half plane. Several numerical methods exist to compute (an approximation of) these roots. Note however that from a stability perspective, only the knowledge of a finite number of roots is relevant. Indeed, a standard result in delay differential equations is that there are finitely many characteristic roots in any right-half plane.

In the present work we will avoid numerical techniques allowing to solve (4) and instead rely on an analytical approach. The stability analysis could be carried out via the following result, first established by [18], with [19] presenting a simpler proof later on.

Theorem 1. *The zero solution of (2) is asymptotically stable if and only if*

$$2\sqrt{\det \mathbf{J}} \sin(\tau\sqrt{\det \mathbf{J}}) < -\operatorname{tr} \mathbf{J} < \frac{\pi}{2\tau} + \frac{2\tau \det \mathbf{J}}{\pi} \quad (6)$$

and

$$0 < \tau^2 \det \mathbf{J} < \left(\frac{\pi}{2}\right)^2. \quad (7)$$

The relevance of this theorem relies on the fact that the statement is expressed in terms of τ , $\det \mathbf{J}$ and $\operatorname{tr} \mathbf{J}$ and moreover, whenever one can use the real variables $x = \tau\sqrt{\det \mathbf{J}}$ (that is $\det \mathbf{J} > 0$) and $y = \tau \operatorname{tr} \mathbf{J}$, it allows a simple geometrical check for stability: the couple $(\tau\sqrt{\det \mathbf{J}}, \tau \operatorname{tr} \mathbf{J})$ should lay in the shaded domain reported in the Fig. 1. However the information obtained remains mainly qualitative and thus to have a more accurate description of patterns emergence we have to resort to quantitative methods such as the Lambert W -function [23].

Several results are available in the literature about the study of the zeros of Eq. (4), in particular in the case of commensurable delays. Let us recall the results by [20–22] where authors characterized the position of the zeros relatively to the imaginary axis, the switches and reversals (roots crossing the axis respectively towards instability and stability), just to mention few of them. Some results assume the time lags to be the main parameters, which is not an obvious choice here. Roughly, we can categorize the available approaches into two classes; the time-domain methods are based on Lyapunov-Krasovskii functionals and yield conservative necessary stability conditions. And the spectral approaches having the advantage of yielding exact results, but at the price to be often less tractable. Our choice to use the Lambert W -function sets us in the latter class, however we will be able to provide closed-form expressions taking advantage of the particular form of the characteristic equation.

The transcendental equation (3) can be written as

$$\det (\lambda e^{\lambda\tau} I - \mathbf{J}) = 0, \quad (8)$$

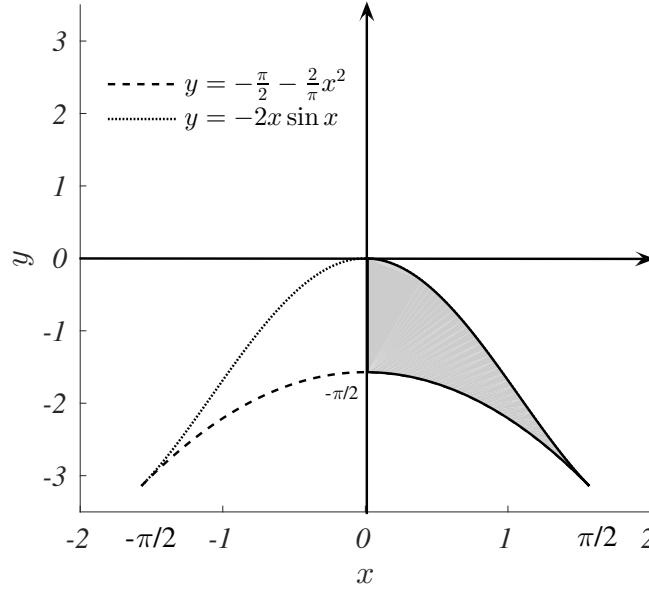


FIG. 1: The stability domain given by Eqs. (6) and (7). The couples $(x, y) = (\tau\sqrt{\det \mathbf{J}}, \tau \operatorname{tr} \mathbf{J})$ belonging to the “banana-like” domain, determine a stable homogeneous equilibrium. Observe also that because of the positivity of τ , such domain is actually restricted to the right half plane (shaded in light grey).

left and right multiplying the previous equation by a suitable non singular matrix P such that $P^{-1}\mathbf{J}P = \begin{pmatrix} \mu_1 & 0 \\ * & \mu_2 \end{pmatrix}$, where $*$ denotes any real number and μ_1, μ_2 the eigenvalues of \mathbf{J} , we can solve Eq. (3) using the Lambert W -function to find the characteristic roots, λ , namely to solve $\lambda e^{\lambda\tau} = \mu_i$ for $i = 1, 2$. In this way the spectral abscissa (5) can be rewritten as

$$\mathbf{s} = \sup_{\lambda \in \mathbb{C}} \{ \Re(\lambda) \mid \lambda e^{\lambda\tau} = \mu_i, i = 1, 2 \} = \sup_{\lambda \in \mathbb{C}} \left\{ \Re(\lambda) \mid \lambda = \frac{1}{\tau} W(\mu_i), i = 1, 2 \right\}. \quad (9)$$

The Lambert W -function has an infinite number of branches W_k , indexed by $k \in \mathbb{Z}$, among which only W_{-1} and W_0 can assume real values. The latter being defined for z real and greater than $-1/e$, is named the principal branch and it is real valued. Given $z = x + iy$, $w = \xi + i\eta$ and assuming $z = we^w$, that is $w = W_k(z)$ for some k , one can relate the variables (x, y) and (ξ, η) as follows:

$$\begin{cases} x = e^\xi (\xi \cos \eta - \eta \sin \eta) \\ y = e^\xi (\eta \cos \eta + \xi \sin \eta) \end{cases} \quad (10)$$

Roughly speaking W_0 bends the z plane (cut along $\Re z < -e^{-1}$) into a parabolic like domain in the w plane, whose boundary curves $\Im w \mapsto \Re w = -\Im w \cotan \Im w$ (blue solid and dotted curves in Fig. 2) are bounded by π and $-\pi$.

The following property [24] motivate the use of the Lambert W -function for the stability analysis of time delay systems, and will serve throughout this document.

Property 1. *For every $z \in \mathbb{C}$, we have*

$$\max_{k \in \mathbb{Z}} \Re W_k(z) = \Re W_0(z). \quad (11)$$

It then follows that the spectral abscissa is given by

$$\mathbf{s} = \frac{1}{\tau} \max \{ \Re W_0(\tau\mu_1), \Re W_0(\tau\mu_2) \}. \quad (12)$$

The stability domain of the system without diffusion corresponds thus to all combinations of $\tau\mu_1$ and $\tau\mu_2$ whose image by W_0 is on the left of the imaginary axis, being by definition the time delay to be positive. The boundary of

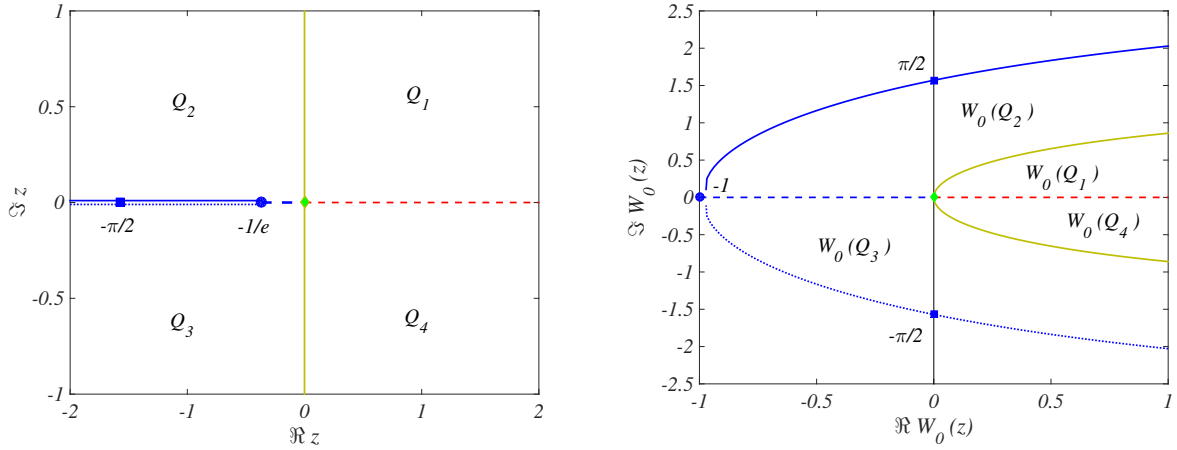


FIG. 2: The Lambert W function: principal branch $W_0(z)$. Left panel the complex plane $z \in \mathbb{C}$, we represent the upper part of the branch cut $\{z : -\infty < \Re z \leq -e^{-1}, \Im z = 0^+\}$ by a solid line and the lower part of the branch cut $\{z : -\infty < \Re z \leq -e^{-1}, \Im z = 0^-\}$ by a dashed line; the circle denotes the point $(-1/e, 0)$ while the square the point $(-\pi/2, 0)$. Right panel the complex plane $w \in \mathbb{C}$, where $w = W_0(z)$, the solid blue line is the image of the upper part of the branch cut $\Im w \mapsto \Re w = -\Im w \cotan \Im w$ for $0 < \Im w < \pi$, while the dashed blue line is the image of the lower branch cut through W_0 , $\Im w \mapsto \Re w = -\Im w \cotan \Im w$ for $-\pi < \Im w < 0$. The circle of coordinates $(-1, 0)$ is the image of the point $(-1/e, 0)$ and the square $(0, \pi/2)$, respectively $(0, -\pi/2)$, is the image of the point $(-\pi/2, 0^+)$, respectively $(-\pi/2, 0^-)$. The red dashed line is the image of the positive real axis while the green curved line is the image of the imaginary axis $\Re z = 0$.

this domain in the complex plane is obtained by letting $\xi = 0$ and let η to vary in $[-\frac{\pi}{2}, \frac{\pi}{2}]$ in (10):

$$\begin{cases} x &= -\eta \sin \eta \\ y &= \eta \cos \eta \end{cases}, \quad -\frac{\pi}{2} \leq \eta \leq \frac{\pi}{2}. \quad (13)$$

The stability region is visible in the left panel of Fig. 3 where we show the level curves of $\Re W_0(z)$ as a function of $\Re z$ and $\Im z$. Based on the above result, the necessary and sufficient condition on the eigenvalues of \mathbf{J} for the stability without diffusion are:

$$\frac{-\pi}{2} < \Re(\tau \mu_{1,2}) < 0 \quad \text{and} \quad |\Im(\tau \mu_{1,2})| < \hat{\eta} \cos \hat{\eta}, \quad (14)$$

with $\hat{\eta}$ the solution of $\tau \frac{\text{tr} \mathbf{J}}{2} = -\hat{\eta} \sin \hat{\eta}$ in the interval $(0, \pi/2)$. Note that necessarily, $-\pi < \tau \text{tr} \mathbf{J} = \tau(\mu_1 + \mu_2) < 0$ and $\det(\mathbf{J}) = \mu_1 \mu_2 > 0$.

Because we can decouple the equations for the characteristic roots, we can avoid the use of the matrix version of the Lambert W -function [25], which, moreover, lacks [27–29] a property similar to Property 1.

B. Characteristic equation with diffusion

Let us now introduce the diffusion and check if there are parameters values for which the homogeneous equilibrium loses its stability, allowing thus the onset of Turing patterns. To perform a linear stability analysis we will introduce the eigenbasis of the Laplacian matrix $\{\phi^\alpha : \alpha = 1, \dots, n\}$, being each eigenvector associated to a topological eigenvalue Λ^α ; we also assume to order the latter as following $0 = \Lambda^1 > \Lambda^2 \geq \dots \geq \Lambda^n$. Using this basis we can decompose any small perturbation from the equilibrium, as previously done:

$$\begin{pmatrix} \delta u_i(t) \\ \delta v_i(t) \end{pmatrix} = \sum_{\alpha=1}^n \begin{pmatrix} c_1^\alpha \\ c_2^\alpha \end{pmatrix} e^{\lambda_\alpha t} \phi_i^\alpha, \quad (i = 1, \dots, n) \quad (15)$$

where the constants c_i^α ($i = 1, 2$ and $\alpha = 1, \dots, n$) are determined by the history of the system on $[\tau, 0)$, roughly speaking the “initial conditions” of the delay system. The linearized system (1) with the delayed diffusion now reads:

$$\begin{pmatrix} \dot{\delta u} \\ \dot{\delta v} \end{pmatrix} = \mathbf{J} \begin{pmatrix} \delta u_\tau \\ \delta v_\tau \end{pmatrix} + \begin{pmatrix} D_u & 0 \\ 0 & D_v \end{pmatrix} \begin{pmatrix} \sum_j \mathbf{L}_{ij} \delta u_{j,\tau} \\ \sum_j \mathbf{L}_{ij} \delta v_{j,\tau} \end{pmatrix}, \quad (16)$$

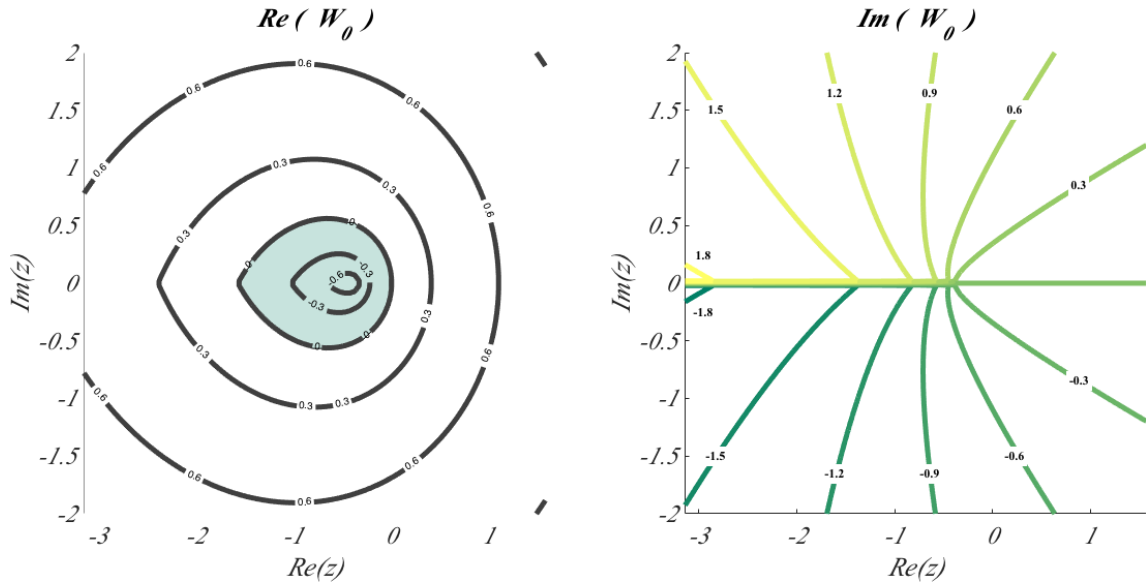


FIG. 3: Level curves for the principal branch of the Lambert function ($\Re W_0$ left panel and $\Im W_0$ right panel). The shaded area on the left panel corresponds to the interior of the domain with boundary $\Re W_0 = 0$ and represents the stability region for $\tau\mu_1$ and $\tau\mu_2$. Note that the imaginary part is nonzero everywhere except on part of the real axis, for $\Re z \geq -e^{-1}$. It is positive above the real axis, and negative below it.

hence inserting the ansatz (15) in the former equation, noticing that $\sum_j L_{ij}\phi_j^\alpha = \Lambda^\alpha \phi_i^\alpha$ and using the orthogonality of the eigenvectors, we get for each mode α ($\alpha = 1, \dots, n$)

$$\lambda_\alpha \begin{pmatrix} c_1^\alpha \\ c_2^\alpha \end{pmatrix} e^{\lambda_\alpha t} = \mathbf{J} \begin{pmatrix} c_1^\alpha \\ c_2^\alpha \end{pmatrix} e^{\lambda_\alpha(t-\tau)} + \begin{pmatrix} D_u & 0 \\ 0 & D_v \end{pmatrix} \Lambda^\alpha \begin{pmatrix} c_1^\alpha \\ c_2^\alpha \end{pmatrix} e^{\lambda_\alpha(t-\tau)}, \quad (17)$$

and finally the characteristic equation

$$\det \Delta^\alpha(\lambda_\alpha) = 0 \quad \text{where} \quad \Delta^\alpha(\lambda_\alpha) = \lambda_\alpha I - \left(\mathbf{J} + \begin{pmatrix} D_u & 0 \\ 0 & D_v \end{pmatrix} \Lambda^\alpha \right) e^{-\lambda_\alpha \tau} = \lambda_\alpha I - \mathbf{J}^\alpha e^{-\lambda_\alpha \tau}, \quad (18)$$

where \mathbf{J}^α is defined by the latter equality. Let us remark that one could get a straightforward qualitative information using once again the variables x, y reported in Fig. 1; for fixed τ and reaction terms, we will have in this case a set of n points, one for each α , whose position with respect to the ‘‘banana-like’’ domain will determine the stability or instability of the homogeneous equilibrium with diffusion. Let us stress once again that this information should be complemented with a more detailed analysis once we are interested in quantitative estimates, as done in the following.

Let us observe that

$$\begin{aligned} \text{tr } \mathbf{J}^\alpha &= \text{tr } \mathbf{J} + (D_u + D_v)\Lambda^\alpha \\ \det \mathbf{J}^\alpha &= \det \mathbf{J} + (f_{u\tau} D_v + g_{v\tau} D_u)\Lambda^\alpha + D_u D_v (\Lambda^\alpha)^2, \end{aligned} \quad (19)$$

and thus $\text{tr } \mathbf{J}^\alpha < \text{tr } \mathbf{J} < 0$ for all $\alpha > 1$, being $\Lambda^\alpha < 0$. An analysis similar to the one performed in the previous section, allows to rewrite the spectral abscissa for all α as:

$$s_\alpha = \frac{1}{\tau} \max \{ \Re W_0(\tau\mu_1^\alpha), \Re W_0(\tau\mu_2^\alpha) \}, \quad (20)$$

where $\mu_{1,2}^\alpha$ are the eigenvalues of \mathbf{J}^α

$$\mu_{1,2}^\alpha = \frac{\text{tr } \mathbf{J}^\alpha \pm \sqrt{(\text{tr } \mathbf{J}^\alpha)^2 - 4 \det \mathbf{J}^\alpha}}{2}. \quad (21)$$

Observe that such eigenvalues can be real or complex conjugate; throughout the paper we will order the eigenvalues in such a way $\Re \mu_1^\alpha \leq \Re \mu_2^\alpha$. We can thus conclude that Turing patterns do emerge if there exist $\hat{\alpha} > 1$ such that $s_{\hat{\alpha}} > 0$ being by assumption $s_1 < 0$, i.e. the homogeneous equilibrium is stable in absence of diffusion.

III. THE MIMURA-MURRAY INTERACTION MODEL

For a sake of completeness we will present our results using the Mimura-Murray model; its nonlinear behavior is quite generic and for this reason it has been widely used as benchmark in the literature. The model reaction terms are given by:

$$f(u, v) = \left(\frac{a + bu - u^2}{c} - v \right) u \quad (22)$$

$$g(u, v) = (u - (1 + dv))v, \quad (23)$$

where a, b, c, d are positive parameters. Observe however that in the following the variables (u, v) will be replaced with the delayed ones (u_τ, v_τ) . Out of the six equilibrium points (two are always unstable, and two more are trivial with one of the two species levels being zero), we select the following:

$$(\hat{u}, \hat{v}) = \left(1 + \frac{1}{2d} (bd - c - 2d + \sqrt{\Delta}), \frac{1}{2d^2} (bd - c - 2d + \sqrt{\Delta}) \right) \quad (24)$$

with $\Delta = (bd - c - 2d)^2 + 4d^2(a + b - 1)$.

The stability region in the $b - c$ parameter space for the system without diffusion is reported in the left panel of Fig. 4, while on the right panel we report the parameters values for which the eigenvalues of the Jacobian matrix \mathbf{J} are real or complex.

Remark 1. *The fact that we consider here a two-species model sets us apart from the one-species version of the pure-delay reaction-diffusion system presented in [17] in several aspects. One of these is rather technical, even though it does have its importance in terms of conclusions we draw from the calculations. Namely, the eigenvalues of the Jacobian matrix of the system are the roots of a quadratic equation, and can be nonreal. Because the characteristic roots and thus the stability properties depend on such eigenvalues, in order not to jeopardize the logical flow upon reading this document, we decided to restrict ourselves to the case of real eigenvalues in the main body and left for the appendix all the details concerning the analytical calculations in the case of nonreal eigenvalues.*

For a sake of concreteness, we select the parameter set $(a, b, c, d) = (2.5, 15, 45, 4.5)$, from which it follows that the homogeneous equilibrium corresponds to $(\hat{u}, \hat{v}) = (6.83, 1.30)$ and the eigenvalues $\mu_{1,2}$ are real. This choice is represented by a blue star on Fig. 4. Of course our results do not depend on this arbitrary choice and the complementary one with complex conjugated eigenvalues could have been used as well.

IV. STATIONARY TURING PATTERNS

In a recent paper [17] authors proved that Turing patterns can emerge in a single species reaction-diffusion model on a network provided the diffusion contains a time delay term; moreover it has been shown that stationary patterns can never develop in such framework. It is thus a natural question to investigate if this behavior is proper to reaction-diffusion model with time delay on networks, endowed with any number of species.

To answer this question one should prove that the characteristic root of Eq. (18) with the largest real part is a real and positive number, avoiding thus the presence of an imaginary part responsible for oscillations. Because of the properties of the Lambert W -function and of the definition of spectral abscissa, this amounts to require that the latter is positive for some $\hat{\alpha} > 1$ and moreover the associated characteristic root $\lambda_{\hat{\alpha}}$ is a real number: $\lambda_{\hat{\alpha}} = \mathbf{s}_{\hat{\alpha}} = \frac{1}{\tau} \Re W_0(\tau \mu_2^{\hat{\alpha}}) > 0$. On the contrary if $\Im \lambda_{\hat{\alpha}} \neq 0$, and still $\mathbf{s}_{\hat{\alpha}} > 0$, then the presence of a complex part is responsible for a wave-like behavior.

The aim of the following part is to determine the conditions on the eigenvalues μ_i^α to ensure the previous property to hold, but before to introduce the technical details, let us present the main idea using the following Fig. 5. Here we represent three generic real points, $a = (1, 0)$, $b = (-2, 0)$ and $c = (-4, 0)$, the first one being positive and the latter two negative; thanks to the properties of the Lambert W -function, the images through W_0 of such points have a nonzero imaginary part and positive real parts provided they are negative enough, moreover the real parts are not monotonically ordered, in fact $\Re W_0(b) < \Re W_0(a) < \Re W_0(c)$ while $c < b < a$. So assuming a corresponds to the real positive largest eigenvalue, $\mu_2^{\hat{\alpha}}$ for some $\hat{\alpha}$, then to ensure the existence of stationary patterns, one should not have eigenvalues behaving as the point c , that is $\min_\alpha \Re \mu_1^\alpha$ should not be too much negative. If the eigenvalues μ_i^α are complex, then things can be more involved because their imaginary parts can contribute to the real parts of the Lambert W -function (see point $b' = (-2, 2)$ in Fig. 5).

Starting from the assumption of the stability of the homogeneous equilibrium, in the rest of the section we will thus successively determine the conditions to have a real and positive eigenvalue (section IV A), then get an estimate for the associated characteristic root (section IV B) and finally obtain an estimate for the characteristic root associated to the eigenvalues with the smallest real part (section IV C). Section IV D will contain the conclusion of this part.

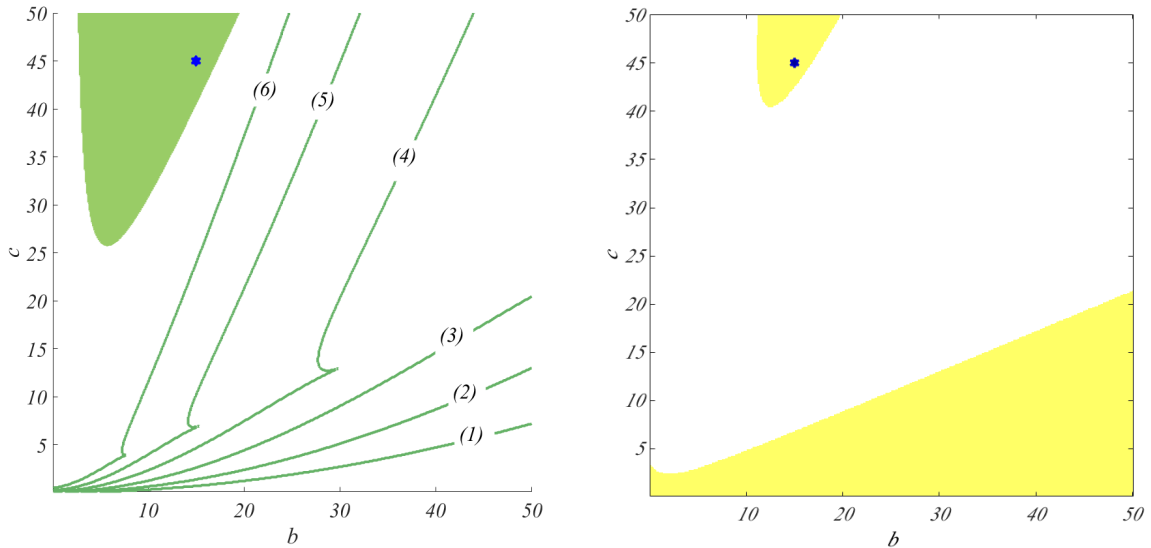


FIG. 4: Left panel: Stability domain, in the $b - c$ parameters space, of the equilibrium point for the aspatial Mimura-Murray model, for increasing values of the delay: $\tau_1 = 0.005$, $\tau_2 = 0.01$, $\tau_3 = 0.02$, $\tau_4 = 0.04$, $\tau_5 = 0.08$, $\tau_6 = 0.16$. The stability domain related to τ_k is on the left of each green line labeled by (k) , $k = 1, \dots, 6$; thus the larger is τ , the smaller is the region for the stability of the homogeneous solution. The green shaded region corresponds to (b, c) values for which the sign of the partial derivatives of f and g are in accordance with the activator role of u and the inhibitor role of v . Right panel: character of the eigenvalues. In yellow we report the values of the parameters (b, c) corresponding to real eigenvalues, while in white are the ones associated to complex eigenvalues. The remaining parameters have been set equal to $a = 2.5$ and $d = 4.5$. The set of parameters $(a, b, c, d) = (2.5, 15, 45, 4.5)$ used throughout the text is marked by a blue star.

A. Existence of positive real characteristic roots

By the very first definition of the eigenvalues of \mathbf{J}^α given by Eq. (21), they are real and the largest one is positive if and only if:

$$\begin{cases} (\text{tr } \mathbf{J}^\alpha)^2 - 4 \det \mathbf{J}^\alpha > 0 \\ \text{tr } \mathbf{J}^\alpha + \sqrt{(\text{tr } \mathbf{J}^\alpha)^2 - 4 \det \mathbf{J}^\alpha} > 0 \end{cases} \quad \text{for some } 1 < \alpha \leq n. \quad (25)$$

By the stability assumption of the system without diffusion, we get $\text{tr } \mathbf{J} < 0$ and using the fact that $\text{tr } \mathbf{J}^\alpha < \text{tr } \mathbf{J}$, the previous condition amounts to

$$\begin{cases} (\text{tr } \mathbf{J}^\alpha)^2 - 4 \det \mathbf{J}^\alpha > 0 \\ \det \mathbf{J}^\alpha < 0 \end{cases} \quad (26)$$

for some $\alpha = 2, \dots, n$. Observe that this is the same set of conditions as in the case of two species diffusing on a network without delay [9], except that here the derivatives are performed with respect to the delayed variables u_τ and v_τ . The first inequality of Eq. (26) holds true whenever the second inequality does, so elaborating on the latter we get

$$\det \mathbf{J} + (f_{u_\tau} D_v + g_{v_\tau} D_u) \Lambda^\alpha + D_u D_v (\Lambda^\alpha)^2 < 0, \quad (27)$$

that determines a range for Λ^α :

$$\Lambda^\alpha \in \left(\frac{-(f_{u_\tau} D_v + g_{v_\tau} D_u) - \sqrt{\Delta}}{2D_u D_v}, \frac{-(f_{u_\tau} D_v + g_{v_\tau} D_u) + \sqrt{\Delta}}{2D_u D_v} \right), \quad (28)$$

where $\Delta = (f_{u_\tau} D_v + g_{v_\tau} D_u)^2 - 4D_u D_v \det \mathbf{J}$. Since the Laplacian eigenvalues are negative, $\Lambda^\alpha < 0$, the condition (28) can be verified only if $f_{u_\tau} D_v + g_{v_\tau} D_u > 0$ and $\Delta > 0$. Because of the assumptions on the roles of activator and

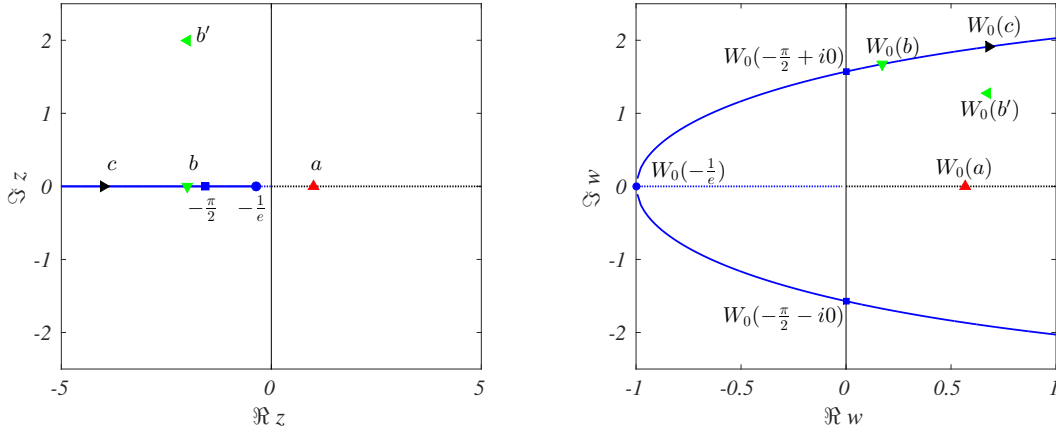


FIG. 5: The Lambert W -function (principal branch) $z = we^w$, $w = W_0(z)$. We show some peculiar points in the z -plane (left panel) and the corresponding images through W_0 (right panel). The circle located at $(1, 0)$ is the image of the point $(1/e, 0)$ and the squares positioned at $(0, \pi/2)$, respectively at $(0, \pi/2)$, are the image of the point $\pi/2 + i0$, respectively $\pi/2 - i0$. The solid blue line (right panel) is the image of the upper and lower part of the branch cut $\{z : -\infty < \Re z \leq -e^{-1}, \Im z = 0^\pm\}$ given by $\Im w \mapsto \Re w = -\Im w \cotan \Im w$. The black dotted line is the image of the positive real axis while the blue dotted line is the image of the segment $[-1/e, 0]$. $a = (1, 0)$ (up red triangle), $b = (-2, 0)$ (down green triangle) and $c = (-4, 0)$ (right black red triangle) denote (left panel) three generic real points, the first one being positive and the latter negative, we can observe that their images through W_0 have a nonzero imaginary part and positive real parts that are not monotonically ordered $\Re W_0(b) < \Re W_0(a) < \Re W_0(c)$ while $c < b < a$. The point $b' = (-2, 2)$ (left green triangle) has the same real part as b but a nonzero imaginary part, we can observe that its image (right panel) through W_0 has a real part larger than $\Re W_0(b)$ but also $\Re W_0(a)$.

inhibitor of u and v , we assume $f_{u\tau} > 0$ and $g_{v\tau} < 0$. Recalling $f_{u\tau} + g_{v\tau} = \text{tr } \mathbf{J} < 0$, we have $\left| \frac{f_{u\tau}}{g_{v\tau}} \right| < 1$, and so

$$f_{u\tau} D_v + g_{v\tau} D_u > 0 \quad \iff \quad 1 > \left| \frac{f_{u\tau}}{g_{v\tau}} \right| > \frac{D_u}{D_v}. \quad (29)$$

We thus obtained the same condition, $D_v > D_u$, one can find in the framework without delay, but now the working hypothesis is on the sign of derivatives $f_{u\tau}$ and $g_{v\tau}$ related to the delayed concentrations of the activator and inhibitor.

We can determine a critical value for the ratio of the diffusion coefficients $D = \frac{D_v}{D_u}$, for which the interval given by (28) reduces to a single point, the condition being $\Delta = 0$, namely

$$f_{u\tau}^2 D^2 + (2f_{u\tau} g_{v\tau} - 4 \det \mathbf{J}) D + g_{v\tau}^2 = 0. \quad (30)$$

The largest root of the latter equation determines such critical value:

$$D_{\text{crit}} = \frac{2 \det \mathbf{J} - f_{u\tau} g_{v\tau} + 2 \sqrt{\det \mathbf{J} (\det \mathbf{J} - f_{u\tau} g_{v\tau})}}{(f_{u\tau})^2}, \quad (31)$$

let us observe that this root is real and positive ($\det \mathbf{J} > 0$ because the homogeneous equilibrium is stable and $f_{u\tau} g_{v\tau} < 0$ because of the roles of activator and inhibitor of u and v).

Combining the previous equation with (28) gives the corresponding critical value for Λ^α for a given D . If $D = D_{\text{crit}}$, the rightmost eigenvalue μ_2^α has zero value [9]. If $D > D_{\text{crit}}$, the system with diffusion is unstable.

In the following we will be interested in determining the maximum value of the real and positive eigenvalue μ_2^α , as a function of Λ^α . To achieve this let us compute the derivative of μ_2^α with respect to Λ^α and equal it to zero:

$$\frac{d}{d\Lambda^\alpha} \left(\text{tr } \mathbf{J}^\alpha + \sqrt{(\text{tr } \mathbf{J}^\alpha)^2 - 4 \det \mathbf{J}^\alpha} \right) = 0 \quad \iff \quad \sqrt{(\text{tr } \mathbf{J}^\alpha)^2 - 4 \det \mathbf{J}^\alpha} = -\text{tr } \mathbf{J}^\alpha + 2 \frac{d(\det \mathbf{J}^\alpha)/d\Lambda^\alpha}{d(\text{tr } \mathbf{J}^\alpha)/d\Lambda^\alpha}. \quad (32)$$

Using the definitions (19) we get

$$\frac{d \text{tr } \mathbf{J}^\alpha}{d\Lambda^\alpha} = D_u + D_v \quad \text{and} \quad \frac{d \det \mathbf{J}^\alpha}{d\Lambda^\alpha} = f_{u\tau} D_v + g_{v\tau} D_u + 2D_u D_v \Lambda^\alpha, \quad (33)$$

and inserting the above into Eq. (32) we finally obtain

$$c_2(\Lambda^\alpha)^2 + c_1\Lambda^\alpha + c_0 = 0, \quad (34)$$

where

$$\begin{aligned} c_2 &= -D_u D_v (D_u - D_v)^2 \\ c_1 &= (4D_u D_v (f_{u_\tau} D_v + g_{v_\tau} D_u) - 2D_u D_v \operatorname{tr} \mathbf{J} (D_u + D_v)) \\ c_0 &= \det \mathbf{J} (D_u + D_v)^2 + (f_{u_\tau} D_v + g_{v_\tau} D_u)^2 - \operatorname{tr} \mathbf{J} (f_{u_\tau} D_v + g_{v_\tau} D_u) (D_u + D_v). \end{aligned} \quad (35)$$

Observe that c_2 is negative, c_1 is positive because by hypothesis $f_{u_\tau} D_v + g_{v_\tau} D_u > 0$ and $\operatorname{tr} \mathbf{J} < 0$, and $c_0 > 0$ because $\det \mathbf{J} > 0$, $f_{u_\tau} D_v + g_{v_\tau} D_u > 0$ and $\operatorname{tr} \mathbf{J} < 0$; this implies that Eq. (34) has two real roots, one positive and one negative, the latter hereby named Λ_{sup} . It is given by

$$\Lambda_{\text{sup}} = \frac{-c_1 + \sqrt{c_1^2 - 4c_2c_0}}{2c_2}, \quad (36)$$

and determines the largest real and positive eigenvalue $\mu_2^{\text{sup}} = \mu_2^{\hat{\alpha}}$, where the index $\hat{\alpha}$ is such that $\Lambda^{\hat{\alpha}} = \Lambda_{\text{sup}}$, assuming the Laplacian spectrum to be well approximated by a continuum, otherwise we should write $\mu_2^{\text{sup}} = \max(\mu_2^{\hat{\alpha}}, \mu_2^{\hat{\beta}})$, where $\hat{\alpha} < \hat{\beta}$ are the two closest indexes such that $\Lambda^{\hat{\alpha}} \geq \Lambda_{\text{sup}} \geq \Lambda^{\hat{\beta}}$.

B. Rightmost real positive characteristic root

Now we have proved the existence of a real and positive eigenvalue $\mu_2^\alpha = \frac{\operatorname{tr} \mathbf{J}^\alpha + \sqrt{(\operatorname{tr} \mathbf{J}^\alpha)^2 - 4 \det \mathbf{J}^\alpha}}{2} > 0$, we are interested in determining the associated real and positive characteristic root, λ_α :

$$\lambda_\alpha = \frac{1}{\tau} \Re W_0 \left(\tau \frac{\operatorname{tr} \mathbf{J}^\alpha + \sqrt{(\operatorname{tr} \mathbf{J}^\alpha)^2 - 4 \det \mathbf{J}^\alpha}}{2} \right),$$

and in particular the largest one :

$$\mathbf{s}_{\text{sup}} = \max_{\Lambda^\alpha} \lambda_\alpha = \frac{1}{\tau} \max_{\Lambda^\alpha} \Re W_0 \left(\tau \frac{\operatorname{tr} \mathbf{J}^\alpha + \sqrt{(\operatorname{tr} \mathbf{J}^\alpha)^2 - 4 \det \mathbf{J}^\alpha}}{2} \right). \quad (37)$$

Observe that over the interval $[-\frac{1}{e}, \infty)$, the function W_0 is an increasing real valued function, hence we can rewrite:

$$\mathbf{s}_{\text{sup}} = \frac{1}{\tau} W_0 \left(\frac{\tau}{2} \max_{\Lambda^\alpha} \left(\operatorname{tr} \mathbf{J}^\alpha + \sqrt{(\operatorname{tr} \mathbf{J}^\alpha)^2 - 4 \det \mathbf{J}^\alpha} \right) \right), \quad (38)$$

and using the computation done in the latter section about the derivative of $\mu_{1,2}^\alpha$ with respect to Λ^α , we get

$$\mathbf{s}_{\text{sup}} = \frac{1}{\tau} W_0 (\tau \mu_2^{\text{sup}}) = \frac{1}{\tau} W_0 \left[\frac{\tau}{2} \left(\operatorname{tr} \mathbf{J}^{\hat{\alpha}} + \sqrt{(\operatorname{tr} \mathbf{J}^{\hat{\alpha}})^2 - 4 \det \mathbf{J}^{\hat{\alpha}}} \right) \right], \quad (39)$$

where the index $\hat{\alpha}$ is such that $\Lambda^{\hat{\alpha}} = \Lambda_{\text{sup}}$ (see Eq. (36) and the associated discussion).

C. Rightmost nonreal characteristic root

Let us now consider modes corresponding to nonreal characteristic roots, and thus possibly yielding oscillations. Recalling the properties of the W -function, the latter should be associated to eigenvalues μ_1^α with very negative real parts. The dominant one is thus given by:

$$\mathbf{s}_{\text{nonreal}} = \frac{1}{\tau} \max_{\Lambda^\alpha} \Re W_0 (\tau \mu_1^\alpha) = \frac{1}{\tau} \Re W_0 \left(\tau \min_{\Lambda^\alpha} \frac{\operatorname{tr} \mathbf{J}^\alpha - \sqrt{(\operatorname{tr} \mathbf{J}^\alpha)^2 - 4 \det \mathbf{J}^\alpha}}{2} \right). \quad (40)$$

Observe that the above statement holds true only once we restrict ourselves to real eigenvalues.

For a sake a simplicity we hereby limit ourselves to present the results and we invite the interested reader to consult the section A 1 to have more details. One can prove that for $D_u < D_v$ the maximum in Eq. (40) is achieved for $\alpha = n$ if \mathbf{J} has real eigenvalues $\mu_{1,2} \in \mathbb{R}$, as we are now assuming, namely

$$\mathbf{s}_{\text{nonreal}} = \frac{1}{\tau} \Re W_0 \left(\tau \frac{\text{tr } \mathbf{J}^n - \sqrt{(\text{tr } \mathbf{J}^n)^2 - 4 \det \mathbf{J}^n}}{2} \right). \quad (41)$$

D. Stationary or oscillatory patterns

We are now able to conclude this part and state our main result. Stationary patterns should be observed if

$$\mathbf{s}_{\text{nonreal}} < \mathbf{s}_{\text{sup}}, \quad (42)$$

in fact the characteristic roots satisfy the layout given in Fig. 5 with $W_0(a) = \mathbf{s}_{\text{sup}}$ and $W_0(b) = \mathbf{s}_{\text{nonreal}}$.

Stated differently, given a real and positive \mathbf{s}_{sup} we can find a real and negative number r_{osc} such that $\Re W_0(r_{osc})/\tau = \mathbf{s}_{\text{sup}}$; if for $\alpha = 1, \dots, n$ we have $\Re \tau \mu_1^\alpha > r_{osc}$, then the system may exhibit stationary patterns. This condition is also sufficient if μ_1^α is real for all α ; whereas if μ_1^α is complex for some α , the above condition on its real part, $\Re \tau \mu_1^\alpha > r_{osc}$, is not enough to guarantee that $\Re W_0(\tau \mu_1^\alpha)/\tau$ is smaller than \mathbf{s}_{sup} , in fact the imaginary part of μ_1^α can contribute to $\Re W_0(\tau \mu_1^\alpha)/\tau$ and thus making it larger than \mathbf{s}_{sup} (see point b' in Fig. 5).

V. A DELAY STABILITY MARGIN

The aim of this section is to analyse the impact of the time-delay on the emergence of the Turing instability. More precisely, suppose the system we are dealing with doesn't involve any delay and it does not have Turing instabilities, we want determine for which value of the delay the system is capable to exhibit Turing patterns. We hence have to assume that the system possesses a stable homogeneous equilibrium when there is no delay, the equilibrium still remains stable with delay and no diffusion, and eventually the diffusion is able to destabilize it (still with the delay).

We know (see for instance Theorem 1.16 in [11]) that if the delay is continuously varied in \mathbb{R}^+ , then loss or acquisition of stability of the zero solution of system (2), or its version with diffusion, can only come from characteristic roots crossing the imaginary axis excluding the origin. In other words a system where Turing patterns cannot develop without delay, can exhibit waves-like instability for large enough delay, while a system displaying stationary Turing patterns once $\tau = 0$ can evolve to a stationary or oscillatory instability once $\tau > 0$. Acting as a scaling factor, the time-delay can force the eigenvalues $\mu_{1,2}$ or $\mu_{1,2}^\alpha$ to enter into or to exit form the stability domain of Fig. 3 and thus triggers or impedes oscillatory modes to develop.

The problem of finding the critical time-delays corresponding to crossings, and their associated characteristic roots $\lambda = j\omega$ for a linear system of DDE's like (2) has been addressed in the literature in a even more general settings, e.g. taking into account multiple delays or in higher dimensions. Following [22], this problem amounts to solve the quasi-polynomial eigenvalue problem

$$\lambda^2 + (-\lambda \text{tr } \mathbf{J})e^{-\lambda\tau} + \det \mathbf{J}e^{-2\lambda\tau} = 0.$$

Using a geometrical approach [20] one can rewrite the previous equation as

$$1 + a_1(\lambda)e^{-\lambda\tau} + a_2(\lambda)e^{-2\lambda\tau} = 0, \quad (43)$$

where $a_1(\lambda) = -\text{tr } \mathbf{J}/\lambda$ and $a_2(\lambda) = \det \mathbf{J}/\lambda^2$. The bifurcation points of the characteristic roots correspond to λ crossing the imaginary axis, $\lambda = \pm j\omega$ for some $\omega \in \mathbb{R}_0^+$:

$$1 + a_1(j\omega)e^{-j\omega\tau} + a_2(j\omega)e^{-2j\omega\tau} = 0, \quad (44)$$

and back to the original form

$$1 - \frac{\text{tr } \mathbf{J}}{\omega} e^{-j(\omega\tau + \pi/2)} - \frac{\det \mathbf{J}}{\omega^2} e^{-2j\omega\tau} = 0. \quad (45)$$

Each one of the three terms in the left-hand can be thought as a vector in the complex plane, which are to form a triangle because their sum is zero. Solving the triangle then allows to find the delays and the corresponding crossing frequencies ω .

Let us observe that we rather prefer to rely our analysis on the use of the Lambert W -function and find an expression for the critical delay based on a crossing of the boundary of the stability domain. We will see that once the delay is increased and reaches this critical delay value, further increasing the delay will never bring back stability. In other words, the smallest value of the time-delay corresponding to a crossing of the imaginary axis is the (stability) delay margin of the system. Following the same principle as before, the computation of the delay margin in the case of nonreal-eigenvalues of the Jacobian matrix \mathbf{J} is left to section A 3, while we will hereafter consider only the case of real eigenvalues.

The first step is to determine a range of τ -values for which the system has a stable homogenous fixed point. As stated above, we assume stability without delay ($\text{tr } \mathbf{J} < 0, \det \mathbf{J} > 0$). If the eigenvalues of \mathbf{J} are real numbers, $\mu_{1,2} \in \mathbb{R}$, then stability is obtained by imposing $-\frac{\pi}{2} < \tau\mu_i < 0$ for $i = 1, 2$, hence

$$\tau < -\frac{\pi}{2\mu_1} = \frac{-\pi}{\text{tr } \mathbf{J} - ((\text{tr } \mathbf{J})^2 - 4 \det \mathbf{J})^{1/2}}. \quad (46)$$

The second step is to add the diffusion which formally accounts to replace $\text{tr } \mathbf{J}$ and $\det \mathbf{J}$ by $\text{tr } \mathbf{J}^\alpha$ and $\det \mathbf{J}^\alpha$ in the previous analysis. Thus mode α cannot induce an oscillatory behavior if

$$\tau < -\frac{\pi}{2\mu_1^\alpha} = \frac{-\pi}{\text{tr } \mathbf{J}^\alpha - ((\text{tr } \mathbf{J}^\alpha)^2 - 4 \det \mathbf{J}^\alpha)^{1/2}} \quad (47)$$

Observe that for modes related to real eigenvalues we have $\frac{d\mu_1^\alpha}{d\Lambda^\alpha} > 0$ (see Eq. (A6)), so the condition (47) needs to be checked only for the greatest α such that $\mu_1^\alpha \in \mathbb{R}$. So in the case all μ_1^α are real, the critical value of the delay for the system, i.e. the stability margin, is readily given by $\tau_{\text{crit}} = -\frac{\pi}{2\mu_1^\alpha}$.

In Fig. 6 we report some numerical results to confirm the findings of this section. On the left panel we report the critical time-delay given above while on the right panel we show the numerical integration of the Mimura-Murray for three set of parameters, in one case the time-delay is above the critical value and thus patterns are present (case (a) in the figure) while in the remaining two the time-delay is lower than the critical one and thus patterns cannot develop as clearly visible in panel (b) and (c). The reason for panel (b) will be clear later on once we present the small-delay approximation. The remaining model parameters have been fixed in Section III, the diffusion coefficient of the activator is $D_u = 0.01$, while D_v is now chosen below its critical value in order to exclude stationary patterns: $D_v = 0.9D_{\text{crit}}D_u$.

How the time-delay impacts the shape the Turing domain by rendering possible an oscillatory behavior of the system can be seen on Fig 7. Due to the choice of D_v below its critical value $D_{\text{crit}}D_u$, we do not expect stationary patterns. The existence of a Turing domain is purely delay-driven.

VI. A SMALL TIME-DELAY APPROXIMATION

In some applications, even if the delay is present, it can be considered small with respect to the natural time scale of the model and thus considered as a small parameter. For instance in [12], in the framework of a reaction-diffusion system on a continuous domain where the delay impacts only the reaction term, authors developed the delayed concentrations and the reaction terms up to first order into the delay. A similar approach will be used in the following and the obtained results compared with the exact ones obtained using the Lambert W -function.

Assuming a small delay τ , we develop $u(t - \tau)$ and $v(t - \tau)$ into power series of τ and we retain only the first order terms:

$$w(t - \tau) = w(t) - \tau \frac{\partial w(t)}{\partial t} \quad \text{for } w = u_\tau \text{ or } v_\tau. \quad (48)$$

Inserting this approximation in the reaction-diffusion model (1) with $\tau_r = \tau_d = \tau$, and developing also f and g , still at first order, we get for all $i = 1, \dots, n$:

$$\begin{aligned} \frac{\partial u_i}{\partial t} &= f(u_i, v_i) + f_{u_\tau}(u_i, v_i)(-\tau \frac{\partial u_i}{\partial t}) + f_{v_\tau}(u_i, v_i)(-\tau \frac{\partial v_i}{\partial t}) + D_u \sum_j L_{ij} u_j - D_u \tau \sum_j L_{ij} \frac{\partial u_j}{\partial t} \\ \frac{\partial v_i}{\partial t} &= g(u_i, v_i) + g_{u_\tau}(u_i, v_i)(-\tau \frac{\partial u_i}{\partial t}) + g_{v_\tau}(u_i, v_i)(-\tau \frac{\partial v_i}{\partial t}) + D_v \sum_j L_{ij} v_j - D_v \tau \sum_j L_{ij} \frac{\partial v_j}{\partial t}, \end{aligned} \quad (49)$$

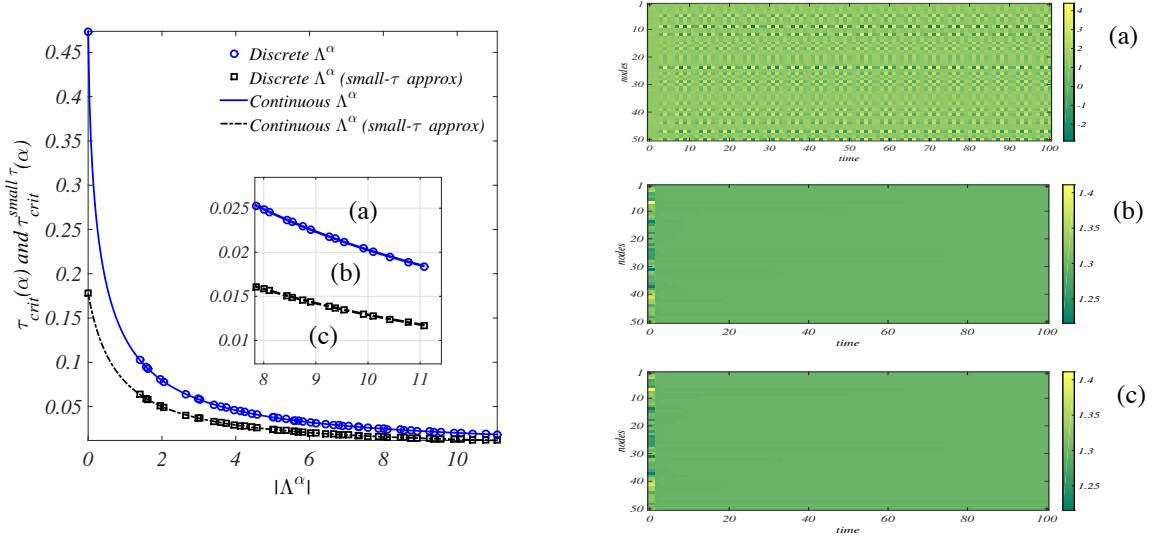


FIG. 6: Critical delay. Left panel : Computation of the critical delay Eq. (47) (blue curve) and with the small- τ approximation (see Eq. (59) and text below) (black curve). The inset shows a zoom for large $|\Lambda^\alpha|$, allowing to appreciate the too much conservative stability condition obtained using the small- τ approximation, even for such small values. Indeed we have $\tau_{\text{crit}}^{\text{small}} = 1.17 \cdot 10^{-2} < \tau_{\text{crit}} = 1.84 \cdot 10^{-2}$. Right panel: possible emergence of an oscillatory pattern according to the value of τ . Each subplot represents the evolution of the inhibitor level over time in every node of the network, top (a) corresponds to $\tau = 2.00 \cdot 10^{-2}$, middle (b) corresponds to $\tau = 1.50 \cdot 10^{-2}$, lower (c) corresponds to $\tau = 1.00 \cdot 10^{-2}$. Observe that $1.00 \cdot 10^{-2} < \tau_{\text{crit}}^{\text{small}} < 1.50 \cdot 10^{-2} < \tau_{\text{crit}} < 2.00 \cdot 10^{-2}$, the numerical simulations confirm thus the general theory developed above that assesses the emergence of patterns only in case (a), while from the small- τ approximation one would have expected patterns also in case (b). The parameters a, b, c, d of the Mimura-Murray model have been fixed in Section III. The diffusion coefficient of the activator is $D_u = 0.01$, while D_v is chosen below its critical value thus excluding stationary patterns: $D_v = 0.9D_{\text{crit}}D_u$. The system is initialized with a random perturbation about the homogeneous equilibrium for every node, each one assumed to be a constant function over $-\tau \leq t \leq 0$ generated with a normal law $\mathcal{N}(0, 1/25)$. The underlying network is a Watts-Strogatz one made by 50 nodes, average degree $\langle k \rangle = 6$ and probability to rewire a link $p = 0.3$. The model has been numerically integrated using Matlab's DDE23 solver.

and reordering terms we obtain:

$$\begin{aligned} \frac{\partial u_i}{\partial t} (1 + \tau f_{u_\tau}(u_i, v_i)) + \tau f_{v_\tau}(u_i, v_i) \frac{\partial v_i}{\partial t} + D_u \tau \sum_j L_{ij} \frac{\partial u_j}{\partial t} &= f(u_i, v_i) + D_u \sum_j L_{ij} u_j \\ \frac{\partial v_i}{\partial t} (1 + \tau g_{u_\tau}(u_i, v_i)) + \tau g_{v_\tau}(u_i, v_i) \frac{\partial v_i}{\partial t} + D_v \tau \sum_j L_{ij} \frac{\partial v_j}{\partial t} &= g(u_i, v_i) + D_v \sum_j L_{ij} v_j. \end{aligned} \quad (50)$$

Let once again (\hat{u}, \hat{v}) be an homogeneous stable fixed point, ($f(\hat{u}, \hat{v}) = g(\hat{u}, \hat{v}) = 0$), consider small perturbations $\delta u_i = u_i - \hat{u}$ and $\delta v_i = v_i - \hat{v}$ and linearize about the latter:

$$\begin{aligned} (1 + \tau f_{u_\tau}) \frac{\partial \delta u_i}{\partial t} + \tau f_{v_\tau} \frac{\partial \delta v_i}{\partial t} + \tau D_u \sum_j L_{ij} \frac{\partial \delta u_j}{\partial t} &= f_{u_\tau} \delta u_i + f_{v_\tau} \delta v_i + D_u \sum_j L_{ij} \delta u_j \\ \tau g_{u_\tau} \frac{\partial \delta u_i}{\partial t} + (1 + \tau g_{v_\tau}) \frac{\partial \delta v_i}{\partial t} + \tau D_v \sum_j L_{ij} \frac{\partial \delta v_j}{\partial t} &= g_{u_\tau} \delta u_i + g_{v_\tau} \delta v_i + D_v \sum_j L_{ij} \delta v_j \end{aligned} \quad (51)$$

where the derivatives are now evaluated at the steady state. Using the eigenbasis for the Laplacian matrix ϕ_i^α to decompose the small perturbations δu_i and δv_i , we eventually come to the characteristic equation:

$$\det \begin{pmatrix} \lambda^\alpha (1 + \tau f_{u_\tau} + \tau D_u \Lambda^\alpha) - f_{u_\tau} - D_u \Lambda^\alpha & (\tau \lambda^\alpha - 1) f_{v_\tau} \\ (\tau \lambda^\alpha - 1) g_{u_\tau} & \lambda^\alpha (1 + \tau g_{v_\tau} + \tau D_v \Lambda^\alpha) - g_{v_\tau} - D_v \Lambda^\alpha \end{pmatrix} = 0, \quad \alpha = 1, \dots, n. \quad (52)$$

Solving for λ^α and keeping only terms up to first order in τ , we get for each mode a quadratic equation:

$$(\lambda^\alpha)^2 (\tau \text{tr} \mathbf{J}^\alpha + 1) - \lambda^\alpha (2\tau \det \mathbf{J}^\alpha + \text{tr} \mathbf{J}^\alpha) + \det \mathbf{J}^\alpha = 0. \quad (53)$$

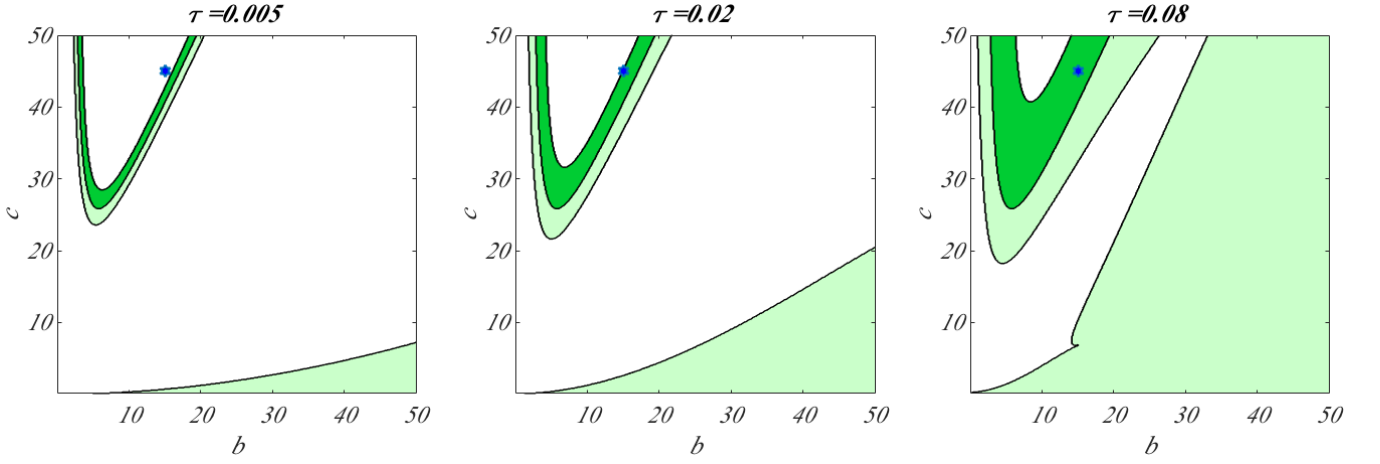


FIG. 7: Turing domain (darker green region) of the system, for three different values of the delay parameter, increasing from left to right: $\tau \in \{0.005, 0.02, 0.08\}$. The shaded region (both tones) corresponds to the domain in the $b - c$ parameter space for which the system with diffusion is unstable. The lower (lighter green) region corresponds to the instability domain of the homogeneous system, and is thus not part of the Turing domain. The remaining upper region is thus the actual Turing domain of the system and it increases with τ . Note that we are actually only interested by the darker shaded region, which respects the roles of activator and inhibitor of u and v . The values of b and c used in the document are still marked by a blue star, and a and b have also remained unchanged. The network is still the same as in Fig. 6, with $\Lambda^{50} = -11.09$, as are the values of D_u and $D_v = 0.9D_{\text{crit}}D_u$. The delay-induced Turing region of this figure is thus exclusively related to oscillations.

To infer the stability of the homogeneous equilibrium we should consider the previous equation with $\alpha = 1$, or equivalently $D_u = D_v = 0$, i.e. absence of diffusion, recovering in this case an expression similar to Eq. (2.15) of [12]:

$$\lambda^2(\tau \text{tr } \mathbf{J} + 1) - \lambda(2\tau \det \mathbf{J} + \text{tr } \mathbf{J}) + \det \mathbf{J} = 0. \quad (54)$$

Let us define

$$S = \frac{2\tau \det \mathbf{J} + \text{tr } \mathbf{J}}{\tau \text{tr } \mathbf{J} + 1} \quad \text{and} \quad P = \frac{\det \mathbf{J}}{\tau \text{tr } \mathbf{J} + 1}, \quad (55)$$

then the homogenous equilibrium is stable if $P > 0$ and $S < 0$. This condition determines a time-delay that cannot be exceeded in order to maintain stability of the system

$$\begin{cases} 1 + \tau \text{tr } \mathbf{J} > 0 \\ \text{tr } \mathbf{J} + 2\tau \det \mathbf{J} < 0 \end{cases} \iff \tau < \min \left\{ \frac{-1}{\text{tr } \mathbf{J}}, \frac{-\text{tr } \mathbf{J}}{2 \det \mathbf{J}} \right\}. \quad (56)$$

Observe that the minimum of the two is $-1/\text{tr } \mathbf{J}$ if the eigenvalues of \mathbf{J} are real (or if their imaginary part is not too large).

Let us now take back into account the diffusion and determine a critical time-delay for every mode $\alpha > 1$ for which there are Turing patterns provided the homogeneous equilibrium is stable. Let us define S^α and P^α for α such that the denominator is nonzero:

$$S^\alpha = \frac{2\tau \det \mathbf{J}^\alpha + \text{tr } \mathbf{J}^\alpha}{\tau \text{tr } \mathbf{J}^\alpha + 1} \quad \text{and} \quad P^\alpha = \frac{\det \mathbf{J}^\alpha}{\tau \text{tr } \mathbf{J}^\alpha + 1}. \quad (57)$$

Let us now discuss the different cases.

- If $\tau \text{tr } \mathbf{J}^\alpha + 1 > 0$, i.e. $\tau < -1/\text{tr } \mathbf{J}^\alpha$, the stability condition $S^\alpha < 0$, $P^\alpha > 0$ reduces to $2\tau \det \mathbf{J}^\alpha + \text{tr } \mathbf{J}^\alpha > 0$, that is to say $\tau < -\text{tr } \mathbf{J}^\alpha / (2 \det \mathbf{J}^\alpha)$.
- If $\tau \text{tr } \mathbf{J}^\alpha + 1 < 0$, i.e. $\tau > -1/\text{tr } \mathbf{J}^\alpha$, then $P^\alpha > 0$ implies $\det \mathbf{J}^\alpha < 0$ which cannot hold by the stability assumption without delay. The condition $S^\alpha < 0$, $P^\alpha > 0$ is never satisfied. This means that stability is never recovered by increasing the delay past $-1/\text{tr } \mathbf{J}^\alpha$.

Observe that if $\tau \text{tr } \mathbf{J}^\alpha + 1 = 0$, the quadratic equation (53) reduces to a first order equation whose solutions is

$$\lambda^\alpha = \frac{-\det \mathbf{J}^\alpha \text{tr } \mathbf{J}^\alpha}{2 \det \mathbf{J}^\alpha - (\text{tr } \mathbf{J}^\alpha)^2}, \quad (58)$$

which is negative if the eigenvalues of \mathbf{J}^α are real, or if their real part is larger than the imaginary part in absolute value.

In conclusion the critical delay, in the approximation of small delay, corresponding to a given mode α is given by:

$$\tau_{\text{crit}}^{\text{small } \tau}(\alpha) = \min \left\{ \frac{-1}{\text{tr } \mathbf{J}^\alpha}, \frac{-\text{tr } \mathbf{J}^\alpha}{2 \det \mathbf{J}^\alpha} \right\}, \quad (59)$$

and the delay margin reads $\tau_{\text{crit}}^{\text{small } \tau} = \min_\alpha \{ \tau_{\text{crit}}^{\text{small } \tau}(\alpha), 1 < \alpha \leq n \}$.

The results presented in Fig. 6 clearly show that the small- τ approximation is not precise enough to predict the patterns onset, in fact the latter would have predicted the emergence of patterns for parameters values as in the case (b) $1.50 \cdot 10^{-2} > \tau_{\text{crit}}^{\text{small } \tau} = 1.17 \cdot 10^{-2}$, while this is not the case because the complete theory shows that the critical time-delay is larger than the used one, $1.84 \cdot 10^{-2} = \tau_{\text{crit}} > 1.50 \cdot 10^{-2}$.

VII. ROLE OF THE NETWORK

In section IV, we showed that stationary patterns can emerge if suitable conditions involving the reaction part, the delay term and the Laplacian eigenvalues, hold true. The aim of this section is to provide some more details about the role the network, upon which the dynamical system evolves, can play in the emergence of patterns, if any.

The first observation is that, whatever the reaction part is, a large enough network, i.e. composed by many nodes, can impose an oscillatory behavior. Indeed, for $|\Lambda^\alpha|$ large with respect to the magnitudes of the elements of \mathbf{J} , we get

$$\mu_{1,2}^\alpha = \frac{1}{2} \left(\text{tr } \mathbf{J} + (D_u + D_v)\Lambda^\alpha \pm \sqrt{(\Lambda^\alpha)^2(D_u - D_v)^2 + 2\Lambda^\alpha(D_u - D_v)(f_{u_\tau} - g_{v_\tau}) + (\text{tr } \mathbf{J})^2 - 4 \det \mathbf{J}} \right) \quad (60)$$

$$\approx \frac{1}{2} (D_u + D_v \mp |D_u - D_v|) \Lambda^\alpha = D_{u,v} \Lambda^\alpha. \quad (61)$$

The image by W_0 of the negative real numbers $\tau D_u \Lambda^\alpha$ and $\tau D_v \Lambda^\alpha$ will have positive real part if $|\Lambda^\alpha|$ is sufficiently large for some α , that is $\tau D_w \Lambda^n < -\frac{\pi}{2}$ for $w = u, v$ and always a non zero imaginary part, responsible thus for the oscillating behavior, provided that the corresponding modes dominate the stationary ones.

Let us now transpose the condition for stationary patterns, $\Re \tau \mu_1^\alpha > r_{\text{osc}}$ where r_{osc} is defined by $\Re W_0(r_{\text{osc}}) = \tau \mathbf{s}_{\text{sup}}$, into an explicit condition on the Laplacian eigenvalues Λ^α . More explicitly we now determine $\Lambda_{\text{osc}} < 0$ corresponding to a given r_{osc} , and thus conclude that if $\Lambda^n < \Lambda_{\text{osc}}$, oscillatory modes will dominate, whereas if $\Lambda_{\text{osc}} < \Lambda^n < \Lambda_{\text{sup}}$ (where Λ_{sup} has been defined in (36)), stationary modes should emerge.

Observe that the case $\Lambda_{\text{sup}} \leq \Lambda_{\text{osc}} \leq \Lambda^n$ where no conclusion can be drawn, can be avoided if we assume the network to be such that $|\Lambda^n|$ is at least $|\Lambda_{\text{sup}}|$.

For a sake of clarity, as already mentioned earlier, we will determine Λ_{osc} only in the case where \mathbf{J} has real eigenvalues. The interested reader can find the remaining case of complex eigenvalues in section A 2. Under this assumption we can prove (see first remark of section A 1) that the eigenvalues $\mu_{1,2}^\alpha$ of \mathbf{J}^α are also real.

Let us thus assume there exists a stationary modes, hence implying $D_u < D_v$, then by Eq. (41) the condition for the dominance of such stationary modes reads

$$\tau \frac{\text{tr } \mathbf{J}^n - \sqrt{(\text{tr } \mathbf{J}^n)^2 - 4 \det \mathbf{J}^n}}{2} > r_{\text{osc}}, \quad (62)$$

namely

$$\begin{cases} \tau \text{tr } \mathbf{J}^n - 2r_{\text{osc}} \geq 0 & \text{(a)} \\ (\tau \text{tr } \mathbf{J}^n - 2r_{\text{osc}})^2 > \tau^2((\text{tr } \mathbf{J}^n)^2 - 4 \det \mathbf{J}^n) & \text{(b)} \end{cases} \quad (63)$$

From the definition of $\text{tr } \mathbf{J}^\alpha$ for $\alpha = n$ we can rewrite condition Eq. (63)(a) as follows

$$\tau(\text{tr } \mathbf{J} + (D_u + D_v)\Lambda^n) - 2r_{\text{osc}} \geq 0 \quad (64)$$

which leads to

$$\Lambda^n \geq \frac{1}{\tau(D_u + D_v)}(2r_{\text{osc}} - \tau \text{tr } \mathbf{J}) =: \Lambda_{(a)}. \quad (65)$$

Note that $\Lambda_{(a)}$ is negative by the stability assumption of the system without diffusion ($\tau \text{tr } \mathbf{J} > -\pi$) and the existence of stationary modes ($r_{\text{osc}} < -\frac{\pi}{2}$).

Using the definition of $\det \mathbf{J}^\alpha$ for $\alpha = n$, and rearranging terms, condition Eq. (63)(b) can be rewritten as

$$\tau^2 D_u D_v (\Lambda^n)^2 + (\tau^2 (f_{u_\tau} D_v + g_{v_\tau} D_u) - \tau (D_u + D_v) r_{osc}) \Lambda^n + (r_{osc})^2 - \tau \operatorname{tr} \mathbf{J} r_{osc} + \tau^2 \det \mathbf{J} > 0. \quad (66)$$

Let us denote by l_1 and l_2 the roots of the above polynomial in Λ^n , with the choice $\Re l_1 \leq \Re l_2$. Their sum is negative (remember that $r_{osc} < 0$ and $f_{u_\tau} D_v + g_{v_\tau} D_u > 0$), and their product has the sign of the term:

$$(r_{osc})^2 - \tau \operatorname{tr}(\mathbf{J}) r_{osc} + \tau^2 \det \mathbf{J}, \quad (67)$$

that can be studied as a quadratic equation in τ . If $(\operatorname{tr} \mathbf{J})^2 - 4 \det \mathbf{J} > 0$, i.e. the eigenvalues of the homogeneous system are real, then the above equation has two real roots

$$\tau_1 = \frac{r_{osc}}{\det \mathbf{J}} \mu_1 \quad \text{and} \quad \tau_2 = \frac{r_{osc}}{\det \mathbf{J}} \mu_2. \quad (68)$$

Using once again the stability assumption of the homogeneous system, we get $\tau \mu_1 > -\frac{\pi}{2} > r_{osc}$, so $\tau < \tau_1$ and thus the quadratic equation (67) is always positive and so is the product $l_1 l_2$.

Back to Eq. (66) we compute its discriminant ρ and we observe that it cannot be negative, in fact in this case the Eq. (66) is satisfied for all Λ^n and so is Eq. (63)(b). Taking thus $\Lambda^n = \Lambda_{(a)}$ we get from the latter equation:

$$0 = (\tau \operatorname{tr} \mathbf{J}^n - 2r_{osc})|_{\Lambda^n = \Lambda_{(a)}} > \tau^2 ((\operatorname{tr} \mathbf{J}^n)^2 - 4 \det \mathbf{J}^n)|_{\Lambda^n = \Lambda_{(a)}} \Rightarrow (\operatorname{tr} \mathbf{J}^{(a)})^2 - 4 \det \mathbf{J}^{(a)} < 0, \quad (69)$$

where we defined $\mathbf{J}^{(a)} = \mathbf{J}^n|_{\Lambda^n = \Lambda_{(a)}}$. But this is in contradiction with the assumption that the eigenvalues $\mu_{1,2}^\alpha$ are real, which is a consequence of the assumption $\mu_{1,2} \in \mathbb{R}$ as stated before and proved in section A 1.

To conclude we need to show how to obtain Λ_{osc} . Since we have just observed that the determinant ρ of Eq. (66) cannot be negative, the two solutions l_1, l_2 are real. We have shown that $l_1 + l_2 \leq 0$ and $l_1 l_2 > 0$, so both solutions are (stricly) negative, and we can take $\Lambda_{osc} = \max(l_1, l_2) = l_2$. Note that with this choice, we have $\Lambda_{osc} > \Lambda_{(a)}$ and condition (63) (a) is also satisfied (indeed, we have seen $\Lambda_{(a)}$ does not satisfy condition (63) (b) and so it is such that $l_1 < \Lambda_{(a)} < l_2$).

In Fig. 8 we report some numerical results, obtained using the Mimura-Murray model, to present the findings of the last sections. The numerical integration has been performed using a DDE-capable RK4 scheme, which proved to yield similar results to Matlab's DDE23 solver. The model parameters, the time-delay and the network topology have been chosen to ensure the existence of stationary patterns, namely to satisfy the conditions $\Lambda_{osc} < \Lambda^n < \Lambda_{sup} = -8.67$. The dynamics run on top of the same Watts-Strogatz network as in Fig. 6.

VIII. ROLE OF THE MOBILITY OF THE SPECIES

We know from the results of the previous Section IV A that stationary modes develop when the diffusion coefficient of the inhibitor is large enough, namely $D_v > D_{crit} D_u$, provided that there are laplacian eigenvalues negative enough in order to let the stationary dispersion relation reach positive real part. The goal of this section is to highlight the role of D_v in the onset of patterns once it gets past, but still close to the critical value, allowing us to carry out a perturbative analysis of the spectrum.

Let us thus write

$$D_v = D_{crit} D_u + \epsilon, \quad (70)$$

with ϵ our perturbation parameter and where D_{crit} is given by expression (31). Inserting the previous relation in the characteristic equation (18), we get that $\lambda^\alpha(\epsilon) e^{\tau \lambda^\alpha(\epsilon)}$ is an eigenvalue of

$$\mathbf{J} + \begin{pmatrix} D_u & 0 \\ 0 & D_{crit} D_u \end{pmatrix} \Lambda^\alpha + \epsilon \begin{pmatrix} 0 & 0 \\ 0 & 1 \end{pmatrix} \Lambda^\alpha =: \mathbf{M}_0 + \epsilon \mathbf{M}_1, \quad (71)$$

where the matrices \mathbf{M}_i , $i = 1, 2$ have been defined by the latter equality. Assuming \mathbf{M}_0 has distinct eigenvalues, we can thus use an extension of the Bauer-Fike theorem in the same fashion as done in [32], and obtain the following correction to the spectrum:

$$\lambda^\alpha(\epsilon) e^{\tau \lambda^\alpha(\epsilon)} \Big|_k = \lambda^\alpha(0) e^{\tau \lambda^\alpha(0)} \Big|_k + \epsilon \frac{(\mathbf{U}_0 \mathbf{M}_1 \mathbf{V}_0)_{kk}}{(\mathbf{U}_0 \mathbf{V}_0)_{kk}} + \epsilon^2 \frac{(\mathbf{U}_0 \mathbf{M}_1 \mathbf{V}_1)_{kk}}{(\mathbf{U}_0 \mathbf{V}_0)_{kk}} + \mathcal{O}(\epsilon^3) \quad (72)$$

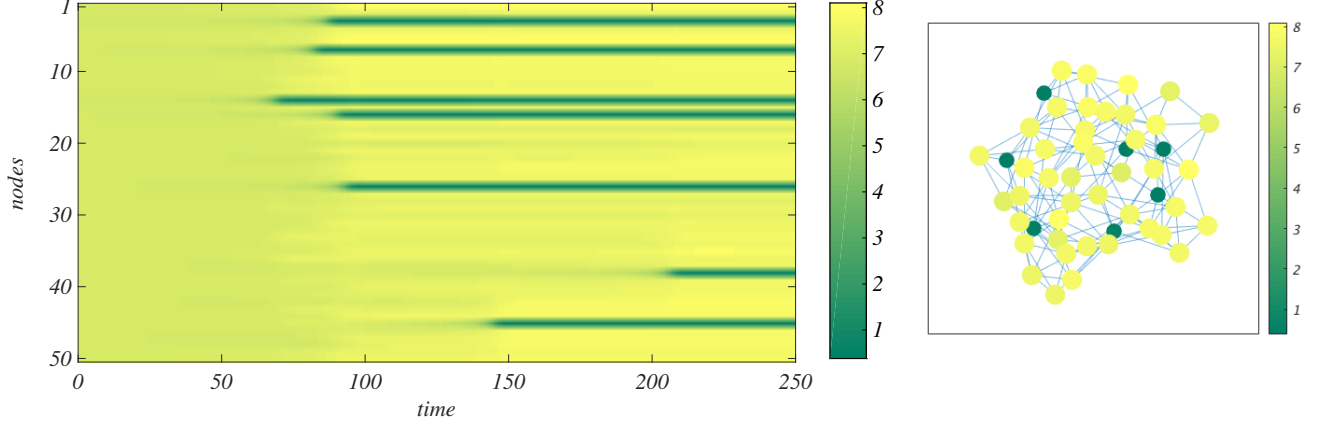


FIG. 8: Stationary pattern for the Mimura-Murray interaction model. The left panel shows the evolution of the activator level in every node over time. One can observe the usual division in activator rich and poor nodes. Actually only for a few nodes the asymptotic level appears to be lower than the homogeneous equilibrium level of the activator $\hat{u} = 6.83$. The right panel shows the asymptotic network configuration, the color and size of nodes is determined by the activator level (the smaller the size and the darker the color, the smaller the level of activator). The model parameters a, b, c, d and the underlying network are the same as for Fig. 6. The time-delay equals $\tau = 1/100$ and the diffusion coefficient of the activator is $D_u = 0.01$, while for the inhibitor $D_v = 1.3D_{\text{crit}}D_u$ to ensure stationary modes are be present. The model is initialized with a perturbation about the homogeneous equilibrium $(\hat{u}, \hat{v}) = (6.83, 1.30)$ in every node for $-\tau \leq t \leq 0$ using constant functions, with values randomly selected from a normal distribution $\mathcal{N}(0, 1/25)$. The network is such that $\Lambda_{\text{osc}} = -14.60 < \Lambda^n = \Lambda^{50} = -11.09 < \Lambda_{\text{sup}} = -8.67$ in order to let a stationary pattern develop. The spectral abscissa of the system is 0.024. The integration was performed using a RK4 scheme adapted to deal with DDE's with constant delays.

where the indexes $k = 1, 2$ denotes which of the two eigenvalues of $\mathbf{M}_0 + \epsilon \mathbf{M}_1$ is considered, the matrix \mathbf{V}_0 (respectively \mathbf{U}_0) contains the right (respectively left) eigenvectors of \mathbf{M}_0 in columns (respectively rows). The matrix \mathbf{V}_1 is given by $\mathbf{U}_0 \mathbf{V}_1 = \mathbf{C}_1$ where

$$(C_1)_{ij} = \begin{cases} \frac{-(\mathbf{U}_0 \mathbf{M}_1 \mathbf{V}_0)_{ij}}{\lambda_i(0) - \lambda_j(0)} & i \neq j \\ 0 & i = j \end{cases}, \quad (73)$$

with $\lambda_k(0)$, $k = 1, 2$, are the eigenvalues of \mathbf{M}_0 , ordered such that $\Re \lambda_1(0) \leq \Re \lambda_2(0)$.

To conclude our analysis we will apply the theory developed above, in particular we will prove that the rightmost real positive characteristic root is larger than the rightmost non-real characteristic root, hence determining the emergence of stationary patterns.

For $\epsilon = 0$ we have $D_v = D_{\text{crit}}D_u$ and thus [9] the rightmost eigenvalue μ_2^s has zero value and thus $\lambda^\alpha(0)e^{\tau\lambda^\alpha(0)}|_2 = 0$. So from Eq. (72) we get:

$$\mathbf{s}_{\text{sup}}(\epsilon) = \frac{1}{\tau} W_0(\tau(\epsilon c_1 + \epsilon^2 c_2 + \mathcal{O}(\epsilon^3))) \quad (74)$$

where the coefficients c_1, c_2 are computed according to (72).

To get rid of the presence of W_0 in the above equation, we introduce the series expansion of the Lambert W -function [23]:

$$W_0(z) = \sum_{n=1}^{\infty} (-1)^{n+1} z^n = z - z^2 + \frac{3}{2} z^3 + \mathcal{O}(z^4), \quad (75)$$

the above series being valid only for $|z| < \frac{1}{e}$ where it converges. Expanding thus up to second order, the dispersion relation (74) becomes

$$\mathbf{s}_{\text{sup}}(\epsilon) = \epsilon c_1 + \epsilon^2(c_2 - \tau c_1^2) + \mathcal{O}(\epsilon^3), \quad \text{for every } |\tau \epsilon c_1 + \tau \epsilon^2 c_2 + \mathcal{O}(\epsilon^3)| < \frac{1}{e}. \quad (76)$$

For the oscillatory characteristic root we get [34], still from (72)

$$\mathbf{s}_{\text{nonreal}}(\epsilon) = \frac{1}{\tau} W_0 \left(\tau(d_0 + \epsilon d_1 + \epsilon^2 d_2 + \mathcal{O}(\epsilon^3)) \right) \quad (77)$$

where again d_0, d_1 and d_2 stem from (72). Observe that now there is a zeroth order term, $\tau d_0 = \tau \lambda_1^n$, where λ_1^n is computed using $D_v = D_{\text{crit}} D_u$, i.e. $\epsilon = 0$. Let us also emphasize that because we assume the eigenvalues of \mathbf{J} to be real, then the nonreal rightmost characteristic root is obtained for $\alpha = n$. Expanding the Lambert W -function [35] around this point $a = \tau \lambda_1^n$, we get an explicit formula

$$\mathbf{s}_{\text{nonreal}}(\epsilon) = \frac{1}{\tau} W_0(a) + \epsilon W_0^{(1)}(a) d_1 + \epsilon^2 \left(W_0^{(1)}(a) d_2 + \frac{1}{2} \tau W_0^{(2)}(a) d_1^2 \right) + \mathcal{O}(\epsilon^3). \quad (78)$$

Using once again the Mimura-Murray model for the reaction part, we show in Fig. 9, the results given by the previous Eqs. (76) and (78). More precisely we report in such figure the exact rightmost real (left panel) and nonreal (right panel) characteristic root, together with the first and second order approximation as a function of ϵ . We set parameters in such a way for small $\epsilon > 0$ the model exhibits stationary patterns, namely $\mathbf{s}_{\text{nonreal}} < 0 < \mathbf{s}_{\text{sup}}$ (see Eq. (42)); we can observe that for a quite large range of values of positive ϵ , stationary patterns still dominate, but as soon as the non-real rightmost characteristic root gets a positive real part, $\epsilon \sim 5.7$, then oscillatory patterns take over. Stated differently, higher mobility of the inhibitor favours the emergence of oscillatory modes. Let us observe that the perturbative scheme doesn't have the same accuracy for the two cases, hence if one wants to use this approach to determine the value of ϵ for which $\mathbf{s}_{\text{sup}}(\epsilon) = \mathbf{s}_{\text{nonreal}}(\epsilon)$, then the order of the perturbative developments has to be high enough.

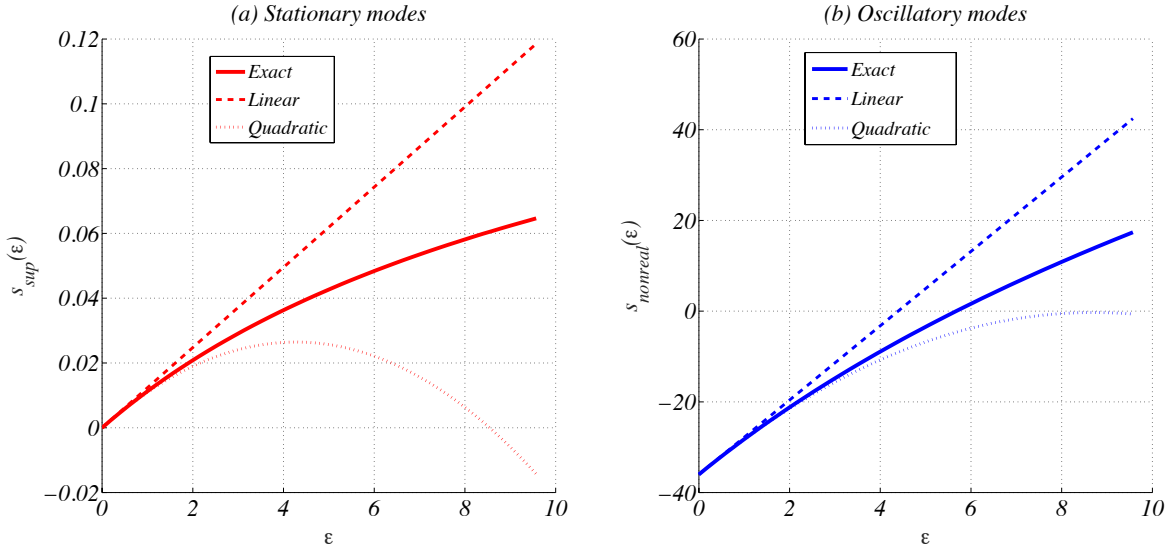


FIG. 9: Plot of the rightmost real (left panel) and nonreal (right panel) characteristic roots of the Mimura-Murray model, for several values of $D_v = D_{\text{crit}} D_u + \epsilon$ given in terms of the perturbative parameter ϵ . Except for the diffusion coefficient of the inhibitor which is varied here, all other parameters are the same as given in the caption of Fig. 8. The values assumed by the real characteristic roots $\mathbf{s}_{\text{sup}}(\epsilon)$ tend to be rapidly overcome by the ones taken by the oscillatory characteristic roots $\mathbf{s}_{\text{nonreal}}(\epsilon)$, which determine the spectral abscissa of the system when the mobility of the inhibitor is increased. In both panels the solid line denotes the exact numerical values for $\mathbf{s}_{\text{sup}}(\epsilon)$ and $\mathbf{s}_{\text{nonreal}}(\epsilon)$, while the dashed line is the first order approximation and the dotted line the second order one.

IX. CONCLUSIONS

Reaction-diffusion systems on complex networks are attracting increasingly attention in the scientific community because of their diversified applications to interdisciplinary problems arising from very different disciplines. In this framework the theory of Turing instabilities plays a relevant role to explain the emergence of self-organized spatio-temporal patterns. Following a symmetry breaking instability, seeded by diffusion, a stable homogeneous fixed point of the reaction term can be destabilized by an inhomogeneous perturbation. The linear regime associated to short times is then followed by a second one where patterns possibly form due to the nonlinearities in the reaction term. Because of the former, the conditions that underly the instability process can be obtained via a standard linear stability analysis, which requires expanding the imposed perturbation on a basis formed by the eigenvectors of the network Laplacian matrix.

Starting from this setting, we have analyzed here the case where the reaction-diffusion model contains a time-delay term; both the reactions and the diffusion take some time to be realized which implies that the growth rate of the involved two species depends on their concentration in the past. The linear stability analysis is now more complicated than in the delay-free case because the characteristic roots, from which the relation dispersion is computed, are the denumerably many solutions of a quasi-polynomial equation. To deal with this issue we use the Lambert W -function, allowing to cast the conditions in analytically closed form.

The dispersion relation which ultimately determines the onset of instability, is function of three main parameters, the time-delay, the species diffusivity and the network topology through its spectrum. Dealing with analytical formulas allowed us to completely describe the inception of pattern formation as a function of the above quantities. In particular we provided conditions for the emergence of stationary Turing patterns. This is an important new result because other works in the literature involving time-delay, always associated the emergence of patterns with a Hopf-bifurcation, thus letting only waves possibly develop. Our conditions have been given in terms of the time-delay but also of the network Laplacian spectrum, and we were able to obtain a complete overview of the relative importance of these parameters.

Our findings have been corroborated by direct numerical integration of the reaction-diffusion equations with time-delay, taking the Mimura-Murray kinetics as a representative model.

Building upon this work, further research questions could now be addressed, such as additionally characterizing the asymptotical properties of the solutions to our model (shape and other properties of the patterns, boundedness), or generalizing the setting, for instance to different delays in the reactions and the diffusion, or even to node- or link-dependent (distributed) delays.

Acknowledgements

The work of J.P., T.C., M.A. presents research results of the Belgian Network DYSCO (Dynamical Systems, Control, and Optimisation), funded by the Interuniversity Attraction Poles Programme, initiated by the Belgian State, Science Policy Office.

Appendix A: Analytical developments

The aim of this appendix is to present some more details about the results presented in the main text.

1. Computation of the rightmost nonreal characteristic root

We hereby make two remarks, allowing us to compute the rightmost nonreal characteristic root, even in the case the Jacobian matrix of the system with or without diffusion, has nonreal eigenvalues.

a. First remark It concerns the conditions under which the eigenvalues $\mu_{1,2}^\alpha$ are real numbers. Recalling their definition

$$\mu_{1,2}^\alpha = \frac{\text{tr } \mathbf{J}^\alpha \pm \sqrt{(\text{tr } \mathbf{J}^\alpha)^2 - 4 \det \mathbf{J}^\alpha}}{2},$$

we conclude that one needs $(\text{tr } \mathbf{J}^\alpha)^2 - 4 \det \mathbf{J}^\alpha \geq 0$, or equivalently using the Eqs. (19)

$$(D_u - D_v)^2 (\Lambda^\alpha)^2 + 2(D_u - D_v)(f_{u_r} - g_{v_r})\Lambda^\alpha + (\text{tr } \mathbf{J})^2 - 4 \det \mathbf{J} \geq 0. \quad (\text{A1})$$

We assume that there are stationary modes, so we have $D_v > D_u$.

If the eigenvalues $\mu_{1,2}$ of \mathbf{J} are real, then $(\text{tr } \mathbf{J})^2 - 4 \det \mathbf{J} > 0$ and thus the above quadratic polynomial is always positive for negative Λ^α . Hence $\mu_{1,2}^\alpha$ are real numbers.

On the other hand, if the eigenvalues $\mu_{1,2}$ of \mathbf{J} are complex numbers, and still $D_v > D_u$, the quadratic polynomial is positive, and thus the eigenvalues $\mu_{1,2}^\alpha$ are real, only for α such that $\Lambda^\alpha \leq \Lambda_0$ where:

$$\Lambda_0 = \frac{f_{u_\tau} - g_{v_\tau} - 2\sqrt{|f_{v_\tau}|g_{u_\tau}}}{D_v - D_u}. \quad (\text{A2})$$

b. Second remark It concerns the determination of the real and smallest negative eigenvalue μ_1^α as a function of Λ^α .

Let us consider firstly the case where the eigenvalues are real, that is $(\text{tr } \mathbf{J}^\alpha)^2 - 4 \det \mathbf{J}^\alpha \geq 0$. Computing the derivative of μ_1^α with respect to Λ^α and considering only its sign, we get

$$\text{sign} \frac{d}{d\Lambda^\alpha} \left(\frac{\text{tr } \mathbf{J}^\alpha - \sqrt{(\text{tr } \mathbf{J}^\alpha)^2 - 4 \det \mathbf{J}^\alpha}}{2} \right) = \text{sign} \left[\frac{d \text{tr } \mathbf{J}^\alpha}{d\Lambda^\alpha} \sqrt{(\text{tr } \mathbf{J}^\alpha)^2 - 4 \det \mathbf{J}^\alpha} - \left(\text{tr } \mathbf{J}^\alpha \frac{d \text{tr } \mathbf{J}^\alpha}{d\Lambda^\alpha} - 2 \frac{d \det \mathbf{J}^\alpha}{d\Lambda^\alpha} \right) \right]. \quad (\text{A3})$$

The first term in the right hand side is positive because $\frac{d \text{tr } \mathbf{J}^\alpha}{d\Lambda^\alpha} = D_u + D_v$. Developing the second one gives

$$- \left(\text{tr } \mathbf{J}^\alpha \frac{d \text{tr } \mathbf{J}^\alpha}{d\Lambda^\alpha} - 2 \frac{d \det \mathbf{J}^\alpha}{d\Lambda^\alpha} \right) = -(\text{tr } \mathbf{J} + (D_u + D_v)\Lambda^\alpha)(D_u + D_v) + 2(f_{u_\tau}D_v + g_{v_\tau}D_u) + 4(D_uD_v)\Lambda^\alpha \quad (\text{A4})$$

$$= -\text{tr } \mathbf{J}(D_u + D_v) + 2(f_{u_\tau}D_v + g_{v_\tau}D_u) - (D_u - D_v)^2\Lambda^\alpha, \quad (\text{A5})$$

and because each term is positive it follows that

$$\frac{d}{d\Lambda^\alpha} \left(\frac{\text{tr } \mathbf{J}^\alpha - \sqrt{(\text{tr } \mathbf{J}^\alpha)^2 - 4 \det \mathbf{J}^\alpha}}{2} \right) > 0. \quad (\text{A6})$$

This means that μ_1^α is an increasing function of α and thus the smallest value is reached for $\alpha = n$, that is the one associated to the smallest eigenvalue Λ^n .

Let us then consider the remaining case, namely $(\text{tr } \mathbf{J}^\alpha)^2 - 4 \det \mathbf{J}^\alpha < 0$. Because of the above, this holds true only if $\mu_{1,2}$ are complex and for indexes α corresponding to $\Lambda^\alpha > \Lambda_0$, given by Eq. (A2).

For this range of topological eigenvalues, $\Lambda_0 < \Lambda^\alpha < 0$, we need to look numerically for the maximum of $\xi(x, y)$ with $x = \Re \tau \mu_1^\alpha = \tau \frac{\text{tr } \mathbf{J}^\alpha}{2}$ and $y = \Im \tau \mu_1^\alpha = -\tau \frac{\sqrt{4 \det \mathbf{J}^\alpha - (\text{tr } \mathbf{J}^\alpha)^2}}{2}$.

To conclude the second remark, we find the spectral abscissa related to nonreal characteristic roots, where this time - by opposition to the main body - we include the case there exist nonreal eigenvalues of \mathbf{J}^α for a range of Λ^α values we have determined using the first remark:

$$\mathbf{s}_{\text{nonreal}} = \frac{1}{\tau} \max \left\{ \Re W_0 \left(\tau \frac{\text{tr } \mathbf{J}^\alpha - \sqrt{(\text{tr } \mathbf{J}^\alpha)^2 - 4 \det \mathbf{J}^\alpha}}{2} \right), \max_{\Lambda_0 < \Lambda^\alpha < 0} \Re W_0 \left(\tau \frac{\text{tr } \mathbf{J}^\alpha - \sqrt{(\text{tr } \mathbf{J}^\alpha)^2 - 4 \det \mathbf{J}^\alpha}}{2} \right) \right\}, \quad (\text{A7})$$

where Λ_0 is given by Eq. (A2).

Note that so far in this section, we have assumed that stationary modes exist, implying that $D_v > D_u$. If to the contrary, the only characteristic roots with positive real part are nonreal, the above reasoning can be followed in a straightforward way, if we notice that nothing changes in the case that $D_{\text{crit}}D_u > D_v \geq D_u$. And if $D_u > D_v$, then it is easy to see that the discriminant of (A1) is positive, and that both solutions, say $\Lambda_1 \leq \Lambda_2$, are negative. So we are in the case of nonreal eigenvalues above only if $\Lambda_1 < \Lambda_\alpha < \Lambda_2$.

2. Role of the network in the case of nonreal eigenvalues

Here we compute a critical topological eigenvalue, that is the largest eigenvalue of the Laplacian that still permits stationary modes to develop, in the case of nonreal eigenvalues. Recall that a necessary condition for stationary modes is $D_v > D_u$.

The first case, where \mathbf{J} has real eigenvalues was treated in the main body. According to the first remark of section A 1, and since $D_v > D_u$ there are still two possible options when the eigenvalues $\mu_{1,2}$ are not real: the largest $|\Lambda^\alpha|$ is greater than, or smaller than $|\Lambda_0|$. In other words, there exist real μ_1^α or not.

- In the second case, we assume μ_1, μ_2 are not real, but μ_1^n is real and satisfies the necessary condition $r_{osc} < \Re\mu_1^n$ and we proceed as before. It is easy to see that in this case the sign of the product $l_1 l_2$, the two solutions of (66), given by the sign of (67), is positive.

If the discriminant ρ of (66) were negative, the inequality (69) would apply or equivalently, (63)(b) and we would have :

$$0 > \tau^2((\text{tr } \mathbf{J}^n)^2 - 4 \det \mathbf{J}^n) \quad \text{for} \quad \Lambda^n = \Lambda_{(a)}. \quad (\text{A8})$$

Following from the first remark of section A 1, we would have $\Lambda_0 \leq \Lambda_{(a)}$. From condition (63)(a), $\Lambda_{(a)} \leq \Lambda^n$, and so $\Lambda_0 \leq \Lambda^n$ which would mean $(\text{tr } \mathbf{J}^n)^2 - 4 \det \mathbf{J}^n$ is negative, a contradiction with the hypothesis $\mu_1^n \in \mathbb{R}$.

So the discriminant ρ of (66) has to be positive, hence the two solutions l_1, l_2 of Eqn (66) are reals. Since their product was shown to be positive and their sum negative, we have $l_1 < l_2 < 0$. Assuming that μ_1^n indeed corresponds to the rightmost non-real characteristic root (and not one of the nonreal μ_1^α associated to an eigenvalue of the Laplacian such that $\Lambda_0 < \Lambda^\alpha < 0$), we have $\Lambda_{osc} = \max(l_1, l_2) = l_2$.

In order to verify the last assumption, we have to proceed numerically following the explanation given in the third case below.

- In the third case, we assume the eigenvalue with smallest real part μ_1^n is not real, but that the necessary condition $\Re\tau\mu_1^n > r_{osc}$ is still fulfilled. We can compute the boundary of the domain in the complex plane given by $\Re W_0(z) = \mathbf{s}_{sup}$. One half of the boundary (above the real axis) is determined by the points $x + iy$, that we find the following way. For every $x \in [r_{osc}, 0]$, we solve system (10) for y and η , with $\xi = W_0((\tau\nu_2)_{max})$ and knowing $0 \leq \eta \leq \pi$. (The second half of the boundary is symmetric, and corresponds to negative η values). The critical value of Λ_{osc} is given by the intersection of this boundary with the curve determined by $\tau\nu_1^\alpha$ in the complex plane, when Λ^α is continuously varied in \mathbb{R}^- .

3. Computation of the delay margin

Here we present the computation of the delay margin in the case of nonreal eigenvalues of the Jacobian matrix.

Without diffusion If the eigenvalues of \mathbf{J} are nonreal numbers, the conditions for the stability are:

$$\tau \Re\mu_1 < \frac{-\pi}{2} \quad (a)$$

$$\tau |\Im\mu_1| < \eta \cos \eta \quad \text{with} \quad \frac{\tau \text{tr } \mathbf{J}}{2} = -\eta \sin \eta, \quad \eta \in (0, \pi/2) \quad (b)$$

or equivalently

$$\tau < -\pi(\text{tr } \mathbf{J})^{-1} \quad (a)$$

$$\tau < -2\eta \sin \eta (\text{tr } \mathbf{J})^{-1} \quad \text{with} \quad \eta = \arctan \frac{-\text{tr } \mathbf{J}}{2(4 \det \mathbf{J} - (\text{tr } \mathbf{J})^2)^{1/2}} \quad (b) \quad (\text{A9})$$

Note that $0 < \eta < \pi/2$, and because over this interval $\eta \sin \eta$ is an increasing function we have $2\eta \sin \eta < \pi \sin \frac{\pi}{2} = \pi$, and the stability condition reduces to

$$\tau < -2\eta \sin \eta (\text{tr } \mathbf{J})^{-1}, \quad (\text{A10})$$

with η given in Eq. (A9)(b).

With diffusion We consider the modes α for which the eigenvalues of the Jacobian matrix of the system are nonreal numbers. By using our computation without diffusion above, we readily obtain

$$\tau < -2\eta \sin \eta (\text{tr } \mathbf{J}^\alpha)^{-1} \quad \text{with} \quad \eta = \arctan \frac{-\text{tr } \mathbf{J}^\alpha}{2(4 \det \mathbf{J}^\alpha - (\text{tr } \mathbf{J}^\alpha)^2)^{1/2}}. \quad (\text{A11})$$

[1] Nicolis G. and Prigogine I., *Self-Organization in Nonequilibrium Systems: From Dissipative Structures to Order through Fluctuations* Wiley (1977)

- [2] Grindrod P., *Patterns and waves: The theory and applications of reaction-diffusion equations* Clarendon Press Oxford, (1991)
- [3] Turing A., *The Chemical Basis of Morphogenesis* Phils Trans R Soc London Ser B, 237, 37 (1952)
- [4] C. Varea, J.L. Aragón, R.A. Barrio, *Turing patterns on a sphere* Phys. Rev. E 60, 4588 (1999)
- [5] R.G. Plaza et al, *The Effect of Growth and Curvature on Pattern Formation* J. of Dynamics and Differential Equations, 16, (4), 1093 (2004)
- [6] D.M. Busiello et al, *Pattern formation for reactive species undergoing anisotropic diffusion* Eur. Phys. J. B (2015) 88: 222 DOI: 10.1140/epjb/e2015-60269-0
- [7] N. E. Kouvaris, S. Hata, A. Díaz-Guilera, *Pattern formation in multiplex networks* Scientific Report, 5:10840, (2015) DOI: 10.1038/srep10840
- [8] M. Asllani et al., *Turing instabilities on Cartesian product networks* Scientific Report, 5:12927, (2015) DOI: 10.1038/srep12927
- [9] Nakao H. and Mikhailov A.S., *Turing patterns in network-organized activator-inhibitor systems* Nature Physics 6, 544 (2010)
- [10] Atai F., *Complex time-delay systems. Theory and applications* Springer-Verlag Berlin Heidelberg (2010)
- [11] Michiels, W. and Niculescu, S.-I., *Stability and stabilization of time-delay systems. An eigenvalue based approach* Advances in design and control Vol. 27. SIAM (2014)
- [12] Sen S., Ghosh P., Riaz S. and Ray D., *Time-delay-induced instabilities in reaction-diffusion-systems* Physical Review E **80** (2009), 046212
- [13] Tian C. and Zhang L., *Delay-driven irregular spatiotemporal patterns in a plankton system* Physical Review E **88** (2013), 012713
- [14] Zhang T., and Zang H., *Delay-induced Turing instability in reaction-diffusion equations* Physical Review E **90** (2014), 052908
- [15] Wu F., Yin G. and Wang L. Y., *Stability of a pure random delay system with two-time-scale Markovian switching* Journal of Differential Equations **253**, (3) 2012, 878-905
- [16] Steur E., Michiels W., Huijberts H. and Nijmeijer H., *Networks of diffusively time-delay coupled systems: Conditions for synchronization and its relation to the network topology* Physica D, **277** (2014) , 22–39
- [17] Petit J., Carletti T., Asllani M. and Fanelli D., *Delay-induced Turing-like waves for one-species reaction-diffusion model on a network* European Physical Letter 111 (2015), 58002
- [18] Hara T., and Sugie J., *Stability region for systems of differential-difference equations* Funkcialaj Ekvacioj (1996), 69–86
- [19] Matsunaga H., *Exact stability criteria for delay differential and difference equations* Applied Mathematics Letters 20 (2007), 183–188
- [20] Gu K., Niculescu S.-I., Chen J., *On stability crossing curves for general systems with two delays* J. Math. Anal. Appl. 311 (2005), 231–253
- [21] Niculescu S.-I., Fu P. and Chen J., *Stability switches and reversals of linear systems with commensurate delays: A matrix pencil characterization* Proceedings of the 16th IFAC World Congress (2005)
- [22] Jarlebring E., *Critical delays and polynomial eigenvalue problems* Journal of Computational and Applied Mathematics 224 (2009), 296-306
- [23] Corless, R. M. et al.: *On the Lambert W function* Advances in Computational Mathematics **5**, (4) 1996, 329-359
- [24] Shinozaki H. and Mori T., *Robust stability analysis of linear time-delay systems by Lambert W function: Some extreme points results* Automatica 42 (2006), 1791–1799
- [25] Asl F. and Ulsoy A., *Analysis of a System of Linear Delay Differential Equations* ASME J. Dyn. Syst., Meas. Cont. **125** (2) 2003, 215–223
- [26] Yi S., Nelson P. and Ulsoy A., *Analysis and Control of Time Delayed Systems via the Lambert W Function* Proceedings of the 17th World Congress The International Federation of Automatic Control (2008)
- [27] Jarlebring E. and Damm T., *The Lambert W function and the spectrum of some multidimensional time delay system* Automatica 43 (2007), 2124-2128
- [28] Corless R., Ding H., Higham N., and Jeffrey D, *The Solution of $SexpS = A$ is Not Always the Lambert W Function of A* ISSAC07 (2007), 116–121
- [29] Cepeda-Gomez R. and Michiels W., *Some Special Cases in the Stability Analysis of Multi-Dimensional Time-Delay Systems Using The Matrix Lambert W function* arXiv:1406.4738v2 (2014)
- [30] Higham N., *Functions of matrices* In L. Hogben (Ed.), Handbook of linear algebra. CRC Press (2007)
- [31] Ivanovienė, I. and Rimas J., *Complement to method of analysis of time delay systems via the Lambert W function* Automatica 54 (2015), 25–28
- [32] Asllani M. Busiello D. M., Carletti T., Fanelli D. and Planchon G., *Turing patterns in network-organized activator-inhibitor systems* Physical Review E **90** (2014), 042814
- [33] Corless M., Jeffrey D. and Knuth D., *A sequence of series for the Lambert W function* ISSAC '97 Proceedings of the 1997 international symposium on Symbolic and algebraic computation (1997), 197–204
- [34] Let us observe that if $\mu_{1,2}$ are complex then to define s_{nonreal} one has to take the real part of W_0 .
- [35] The Taylor series at a nonzero point a can be computed [28] using the expression for the successive derivatives of W_0 , namely $W_0(x) = W_0(a) + W_0^{(1)}(a)(x-a) + W_0^{(2)}(a)\frac{(x-a)^2}{2} + \mathcal{O}(x-a)^3 = W_0(a) + \frac{W_0(a)}{a(1+W_0(a))}(x-a) + \frac{W_0^2(a)(-2-W_0(a))}{a^2(1+W_0^3(a))}\frac{(x-a)^2}{2} + \mathcal{O}(x-a)^3$.