

# CONVEX FLOATING BODIES AS APPROXIMATIONS OF BERGMAN SUBLEVEL SETS ON TUBE DOMAINS

PURVI GUPTA

## 1. INTRODUCTION

The main objective of this paper is to establish a quantitative relationship between two collections of geometric objects associated with a given convex body in  $\mathbb{R}^n$ . One, its set of convex floating bodies — an equiaffine-invariant construction studied by convex geometers, and the other, the collection of sublevel sets traced by the Bergman kernel of a tube domain over the given body. The latter is a natural object in complex analysis. Although, the bridge between convex and complex analysis on such domains has been exploited successfully before — Nazarov’s paper [8] is a noteworthy example — the role of floating bodies in this interplay is yet to be explored. Before we state our main result, we describe the central objects of this paper in some detail.

Let  $D \subset \mathbb{R}^n$  be a bounded convex domain. For  $\delta > 0$ , its *convex floating body*  $D_\delta$  is the intersection of all the half-spaces whose defining hyperplanes cut off a set of volume  $\delta$  from  $D$ . Specifically, if  $A$  denotes the set of all  $(v, t) \in \mathbb{R}^n \times \mathbb{R}^n$  such that  $\text{vol}\{x \in D : x \cdot v \geq t\} = \delta$ , then

$$(1.1) \quad D_\delta = \bigcap_{(v,t) \in A} \{x \in \mathbb{R}^n : x \cdot v < t\}.$$

These are strictly convex and exhaust  $D$  as  $\delta$  approaches zero. Inspired by a construction due to Dupin, these were first introduced by Schütt and Werner (in [12]) as a tool for extending the notion of Blaschke’s surface area measure to nonsmooth convex boundaries. Since its introduction, the floating body has made appearances in the context of polyhedral approximations (see [11]), the homothety conjecture (see [14] and [15]) and, more recently, the hyperplane conjecture (in [3]).

Now, let  $\Omega := \{x + iy \in \mathbb{C}^n : y \in D\}$ . Then,  $\Omega$  is a pseudoconvex tube domain in  $\mathbb{C}^n$ . The Bergman kernel of  $\Omega$ ,  $K_\Omega : \Omega \times \Omega \rightarrow \mathbb{C}$ , is the reproducing kernel of the Bergman space  $A(\Omega)$  — i.e., the space of Lebesgue square-integrable holomorphic functions on  $\Omega$ , with the  $L^2$ -norm. It is known that  $A(\Omega)$  is nonempty, consists of Fourier-Laplace transforms of certain

---

1991 *Mathematics Subject Classification.* 32A07, 32A25, 52A23.

*Key words and phrases.* Tube domains, floating body, equiaffine invariant measures.

functions on  $\mathbb{R}^n$ , and

$$(1.2) \quad K_\Omega(z, w) = \frac{1}{(2\pi)^n} \int_{\mathbb{R}^n} \frac{e^{i(z-\bar{w}) \cdot t}}{\int_D e^{-2x \cdot t} d\mu(x)} d\mu(t),$$

where  $\mu$  denotes the Lebesgue measure on  $\mathbb{R}^n$  (see [10], and references therein). Estimates for the Bergman kernel and associated quantities are of great interest to complex analysts and are the subject of many works. We will focus on the sets

$$(1.3) \quad D^M := \{x \in D : K_D(x) := K_\Omega(ix, ix) < M\}.$$

These are strongly convex (this follows from the strict plurisubharmonicity of  $\log K_\Omega(z, z)$ ) and exhaust  $D$  as  $M \rightarrow \infty$  (as discussed in Section 2). Although (1.2) gives a formula for  $K_D(x)$ , it can be hard to compute, even for some very simple examples (such as planar triangles). On the other hand, the convex floating bodies are simpler to construct and visualize. This is part of our motivation for establishing the following relation:

**Theorem 1.1.** *Let  $D \subseteq \mathbb{R}^n$  be a bounded convex domain. Let  $D_\delta$  and  $D^M$  be the  $\delta$ -convex floating body and the Bergman  $M$ -sublevel set of  $D$ , respectively (see (1.1) and (1.3)). Then, there exist dimensional constants  $\ell_n > 0$  and  $u_n > 0$  such that*

$$D^{\ell_n \delta^{-2}} \subseteq D_\delta \subseteq D^{u_n \delta^{-2}}$$

for small enough  $\delta$ .

Another reason to compare these two collections is their suitability for the following scheme. Suppose  $G$  is a group of volume-preserving transformations that acts on  $\mathbb{R}^n$  (or  $\mathbb{C}^n$ ), and  $D \subset \mathbb{R}^n$  (or  $\mathbb{C}^n$ ) is a bounded domain. If  $\{D(\varepsilon)\}_{\varepsilon>0}$  is a  $G$ -invariant collection of exhausting subsets of  $D$ , and

$$\text{vol}(D \setminus D(\varepsilon)) \sim f(\varepsilon) \quad \text{as } \varepsilon \rightarrow 0,$$

for some continuous  $f$  with  $f(0) = 0$ , then the weak-\* limit (if it exists) of  $f(\varepsilon)^{-1}$  times the Lebesgue measure on  $D \setminus D(\varepsilon)$  yields a  $G$ -invariant measure on  $\partial D$ . If  $D$  is strongly convex and  $D(\varepsilon)$  is chosen as the convex floating body  $D_\varepsilon$ , then this measure is the normalized affine surface area measure on  $\partial D$  (this is implicit in Schütt and Werner's paper [12]). For other convex domains, the floating bodies can lead to 'lower-dimensional' affine measures (for instance, this measure is supported on the vertices in the case of polygons — see [11]). If the above scheme is carried out for a strongly pseudoconvex domain  $\Omega \Subset \mathbb{C}^n$ , using the Bergman sublevel sets, then one obtains the normalized Fefferman hypersurface measure on  $\partial\Omega$  (see [5, Prop. 1.5]). If  $D$  is strongly convex, the tube domain  $\Omega := \mathbb{R}^n + iD$  is strongly pseudoconvex, and the Fefferman measure on  $\partial\Omega$  reduces to the affine measure along  $\partial D$ . It follows that if  $D(\varepsilon)$  is set as the Bergman sublevel set  $D^{1/\varepsilon}$ , then, again we obtain the normalized affine surface area measure on  $\partial D$ . Theorem 1.1 implies that, analogous to strongly convex domains, the two competing classes  $\{D_\varepsilon\}$  and  $\{D^{1/\varepsilon}\}$  will yield comparable

equiaffine-invariant measures on  $\partial D$  for a general convex domain  $D \subset \mathbb{R}^n$ . This is surprising since in the absence of strong convexity, we do not have any Schütt-Werner or Hörmander-type estimates relating these sets to the curvature of  $\partial D$  (the estimates referred to are used in the proof of Proposition 3.2).

The rest of the article is organized as follows. We provide a proof of Theorem 1.1 in the next section. The constants  $\ell_n$  and  $u_n$  are computed therein. In Section 3, we set up a new affine-invariant constant associated to a convex body, and compute it for some examples. At the end, we indicate some possible avenues of future exploration.

**Acknowledgement.** The author would like to thank David Barrett who encouraged her to explore this problem in the context of tube domains, and supported this work with lots of feedback.

## 2. PROOF OF THEOREM 1.1

**Notation.** We first clarify some notation that will appear throughout the rest of this article. We use  $\mathbb{B}^n$  and  $\omega_n$  to denote the unit Euclidean ball and its volume, respectively, in  $\mathbb{R}^n$ . The unit disc in  $\mathbb{C}$  is written as  $\mathbb{D}$ . The space of holomorphic maps from  $D_1$  to  $D_2$  is denoted by  $\mathcal{O}(D_1; D_2)$ . For complex-valued  $n$ -tuples  $a = (a_1, \dots, a_n)$  and  $b = (b_1, \dots, b_n)$ ,  $a \cdot b = a_1 b_1 + \dots + a_n b_n$ .

We now briefly argue the fact that the Bergman sublevel sets  $\{D^M\}_{M>0}$  exhaust  $D$ . Although, this is not necessary for our main proof, it is an essential feature of the comparison we are making between  $\{D_\varepsilon\}_{\varepsilon>0}$  and  $\{D^M\}_{M>0}$ .

**Lemma 2.1.** *Let  $D \subset \mathbb{R}^n$  be a bounded convex domain. Then, for any  $x_0 \in \partial\Omega$ ,  $K_D(x) \rightarrow \infty$  as  $x \rightarrow x_0$ .*

*Proof.* Let  $R := \{(z_1, \dots, z_n) : (\log |z_1|, \dots, \log |z_n|) \in D\}$ . As  $D$  is a bounded convex domain,  $R$  is a bounded pseudoconvex Reinhardt domain in  $\mathbb{C}^n$  that satisfies the Fu condition — i.e., it does not intersect any complex hyperplane of the form  $\{(z_1, \dots, z_n) \in \mathbb{C}^n : z_j = 0\}$ . Thus,  $R$  is hyperconvex, and  $K_R(z, z) \rightarrow \infty$  as  $z \rightarrow z_0$ , for any  $z_0 \in \partial R$  (these are results from [16] and [9], respectively). Now, by Theorem 2 and estimate (7) in Fu’s paper [4],

$$\begin{aligned} K_R((e^{x_1}, \dots, e^{x_n}), (e^{x_1}, \dots, e^{x_n})) &= e^{-2(x_1 + \dots + x_n)} \sum_{k \in \mathbb{Z}^n} K_{\mathbb{R}^n + iD}(ix, ix + 2k\pi) \\ &\leq CK_{\mathbb{R}^n + iD}(ix, ix) \sum_{\substack{k \in \mathbb{Z}^n, \\ k \neq (0, \dots, 0)}} \frac{1}{|k|^2}, \end{aligned}$$

for  $x = (x_1, \dots, x_n) \in D$ , and some constant  $C$  independent of  $x$ . Thus,  $K_D(x) \geq \tilde{C}K_R((e^{x_1}, \dots, e^{x_n}), (e^{x_1}, \dots, e^{x_n}))$ , where  $\tilde{C}$  is independent of  $x$ . Combining this with the hyperconvexity of  $R$ , we get the desired result.  $\square$

We now proceed to the proof of our main theorem. We rely on Nazarov's approach from [8], the main source of challenge being the lack of any symmetry assumptions on  $D$ .

*Proof of Theorem 1.1.* Let  $D$  be a bounded convex domain in  $\mathbb{R}^n$ . We first establish the existence of  $u_n$ . For this, we repeat an estimate due to Nazarov (see [8, Section 3]). Let  $E \subset \mathbb{R}^n$  be an origin-symmetric convex body. One uses formula (1.2) to write

$$(2.1) \quad K_E(0) = \frac{1}{(2\pi)^n} \int_{\mathbb{R}^n} \frac{1}{J_E(t)} d\mu(t)$$

where

$$J_E(t) = \int_E e^{-2x \cdot t} d\mu(x).$$

Fix a  $y \in E$ . Then,  $E^y := \frac{1}{2}(y + E) \subseteq E$ . So, we obtain

$$(2.2) \quad \begin{aligned} J_E(t) &\geq \int_{E^y} e^{-2x \cdot t} d\mu(x) = 2^{-n} \int_E e^{-2(\frac{v+y}{2}) \cdot t} d\mu(v) \\ &= 2^{-n} e^{-y \cdot t} \int_E e^{-v \cdot t} d\mu(v) \\ &\geq 2^{-n} e^{-y \cdot t} \text{vol}(E), \end{aligned}$$

where we use the convexity of  $v \mapsto e^{-v \cdot t}$  on  $E$  for every  $t$ , and the observation that any convex function  $f$  on  $E$  satisfies

$$\int_E f(x) d\mu(x) \geq f(0) \text{vol}(E)$$

by the symmetry of  $E$ . Next, recall that the polar body of  $E$  is given by  $E^\circ = \{y \in \mathbb{R}^n : x \cdot y \leq 1 \text{ for all } x \in E\}$ , and

$$\begin{aligned} \|x\|_{E^\circ} &:= \min\{\alpha > 0 : x \in \alpha E^\circ\} \\ &= \max\{x \cdot y : y \in E\}. \end{aligned}$$

So, maximizing (2.2) over all  $y \in E$ , we obtain that

$$J_E(t) \geq 2^{-n} e^{-\|t\|_{E^\circ}} \text{vol}(E) = 2^{-n} e^{\|t\|_{E^\circ}} \text{vol}(E),$$

for all  $t \in \mathbb{R}^n$ . Substituting this back in (2.1), we see that

$$(2.3) \quad \begin{aligned} K_E(0) &\leq \frac{1}{\pi^n \text{vol}(E)} \int_{\mathbb{R}^n} e^{-\|t\|_{E^\circ}} d\mu(t) \\ &= \frac{1}{\pi^n \text{vol}(E)} \int_{\mathbb{R}^n} \int_{s \geq \|t\|_{E^\circ}} e^{-s} ds d\mu(t) \\ &= \frac{1}{\pi^n \text{vol}(E)} \int_0^\infty e^{-s} \int_{\{t \in \mathbb{R}^n : \|t\|_{E^\circ} \leq s\}} d\mu(t) ds \\ &= \frac{\text{vol}(E^\circ)}{\pi^n \text{vol}(E)} \int_0^\infty s^n e^{-s} ds = \frac{n! \text{vol}(E^\circ)}{\pi^n \text{vol}(E)}. \end{aligned}$$

Now, we return to  $D$ . Fix a positive  $\delta \ll \text{vol}(D)$ . For each  $v \in S^{n-1}$ , let  $r_v$  denote the unique real number such that

$$\text{vol}(\{x \in D : x \cdot v > r_v\}) = \delta.$$

Set  $H_v := \{x \in \mathbb{R}^n : x \cdot v = r_v\}$  and  $D|_v := \{x \in D : x \cdot v > r_v\}$ .  $D|_v$  is a continuous family of convex domains in  $D$ , each of volume  $\delta$ . We let  $E_v$  denote the circumscribed Löwner-John ellipsoid of  $D|_v$  — i.e., the unique ellipsoid of minimal volume that contains  $D|_v$  (see [1, Lecture 3], for more on Löwner-John ellipsoids). Then, due to a result by F. John ([7]), if

$$E_v = c_v + A_v(\mathbb{B}^n),$$

for some  $A_v \in \text{GL}(n; \mathbb{R})$ , then on shrinking,

$$E_v^n := c_v + \frac{1}{n}A_v(\mathbb{B}^n) \subseteq D|_v.$$

In particular, for every  $v \in S^{n-1}$ ,

$$(2.4) \quad \text{vol}(E_v^n) = \frac{1}{n^n} \text{vol}(E_v) \geq \frac{1}{n^n} \text{vol}(D|_v) = \frac{\delta}{n^n}.$$

We now estimate the Bergman kernel of  $D$  at each  $c_v$ . We first observe that since the Bergman kernel is invariant under translations,  $K_{\frac{1}{n}A_v(\mathbb{B}^n)}(0) = K_{E_v^n}(c_v)$  for each  $v \in S^{n-1}$ . But, since  $\frac{1}{n}A_v(\mathbb{B}^n)$  is an origin-symmetric convex domain in  $\mathbb{R}^n$ , we get by (2.3) that

$$(2.5) \quad K_{E_v^n}(c_v) = K_{\frac{1}{n}A_v(\mathbb{B}^n)}(0) \leq \frac{n! \text{vol}\left(\left(\frac{1}{n}A_v(\mathbb{B}^n)\right)^\circ\right)}{\pi^n \text{vol}\left(\frac{1}{n}A_v(\mathbb{B}^n)\right)}.$$

This can be combined with the Blaschke-Santaló inequality for origin-symmetric convex bodies:

$$\text{vol}(D^\circ) \text{vol}(D) \leq (\omega_n)^2,$$

and (2.4), to obtain that

$$K_{E_v^n}(c_v) \leq \frac{n!(\omega_n)^2}{\pi^n \text{vol}\left(\frac{1}{n}A_v(\mathbb{B}^n)\right)^2} = \frac{n!(\omega_n)^2}{\pi^n \text{vol}(E_v^n)^2} \leq \frac{n!n^{2n}(\omega_n)^2}{\pi^n \delta^2}.$$

Since  $c_v \in E_v^n \subseteq D|_v \subset D$ , by the monotonicity of the Bergman kernel,

$$(2.6) \quad K_D(c_v) \leq K_{E_v^n}(c_v) \leq u_n \delta^{-2}, \quad \text{for every } v \in S^{n-1},$$

where  $u_n := \frac{n!n^{2n}(\omega_n)^2}{\pi^n}$ .

Now, we claim that the image of the map  $\gamma : S^{n-1} \rightarrow D \setminus D_\delta$  given by  $v \mapsto c_v$  ‘surrounds’  $D_\delta$  — i.e.,  $D_\delta$  is contained in an open set  $U$  such that  $\partial U \subseteq \gamma(S^{n-1})$ . Our argument is as follows. Let  $b_v$  denote the barycenter of  $H_v \cap D$ . Then, by Lemma 2 in [14], every  $x \in \partial D_\delta$  coincides with a  $b_v$  for some  $v \in S^{n-1}$ . Thus, the image of the map  $\beta : S^{n-1} \mapsto D \setminus D_\delta$  given by  $v \mapsto b_v$  surrounds  $D_\delta$  (in the sense described above — in fact,  $U = D_\delta$  in this case). Now,  $T : S^{n-1} \times [0, 1] \mapsto D \setminus D_\delta$  given by  $(v, t) \mapsto (1-t)b_v + tc_v$  is a

homotopy between  $\beta(S^{n-1})$  and  $\gamma(S^{n-1})$  whose image is entirely contained in the complement of  $D_\delta$ . Thus,  $\gamma(S^{n-1})$  must surround  $D_\delta$  as well, and there is an open set  $U \subset D$ , such that  $U \supseteq D_\delta$  and  $\partial U \subseteq \gamma(S^{n-1})$ . Thus, by the maximum principle ( $x \mapsto \log K_D(x)$  is strongly convex on  $D$ ),

$$\sup_{x \in D_\delta} K_D(x) \leq \sup_{y \in U} K_D(y) \leq \sup_{y \in \partial U} K_D(y) \leq \sup_{v \in S^{n-1}} K_D(c_v) \leq \frac{u_n}{\delta^2}.$$

This shows that  $D_\delta \subset D^{u_n \delta^{-2}}$ .

We now turn to the existence of  $\ell_n$ . Once again, we fix  $\delta$  so small that  $D_\delta$  is nonempty, and  $H_v$  is as before. It suffices to show that for any  $x \in H_v \cap D$ ,  $K_D(x) \geq \ell_n \delta^{-2}$  for some  $\ell_n > 0$  independent of  $v$ ,  $\delta$  and  $D$ . This is because for any  $x \in \partial D_\delta$ , there is a supporting hyperplane of  $D_\delta$  that cuts off a set of volume  $\delta$  from  $D$  — i.e., there is a  $v \in S^{n-1}$  such that  $x \in H_v \cap D$  (see Lemma 2 in [14]). The required estimate will be obtained from the following lower bound for convex domains due to Błocki in [2]:

$$(2.7) \quad K_\Omega(w, w) \geq \frac{1}{\text{vol}_{\mathbb{C}^n}(I_\Omega(w))}, \quad w \in \Omega,$$

where  $I_\Omega(w) \subset \mathbb{C}^n$  is the Kobayashi indicatrix of  $\Omega$  given by

$$I_\Omega(w) = \{\phi'(0) : \phi \in \mathcal{O}(\mathbb{D}; \Omega), \phi(0) = w\}.$$

For us,  $\Omega := \mathbb{R}^n + iD$ , and  $w = ix$  for some  $x \in H_v \cap D$ . We are seeking an upper bound on  $\text{vol}_{\mathbb{C}^n}(I_\Omega(w))$ .

Without loss of generality, we assume that  $x$  is the origin in  $\mathbb{R}^n$  and  $v = (0, \dots, 0, 1)$ . In particular,  $H_v$  is the hyperplane  $\{(x_1, \dots, x_n) \in \mathbb{R}^n : x_n = 0\}$  and  $D \cap \{x_n > 0\} = D|_v$ . We will follow Nazarov's technique from [8] (as used by Błocki in [2]). We recall that  $D^\circ = \{u \in \mathbb{R}^n : y \cdot u \leq 1 \text{ for all } y \in D\}$ , which is the same as  $\{u \in \mathbb{R}^n : y \cdot u < 1 \text{ for all } y \in D\}$  since  $D$  is open. Now, consider the half-plane  $S := \{z \in \mathbb{C} : \text{Im } z < 1\}$ , and let  $\Phi : S \rightarrow \mathbb{D}$  denote the conformal map  $z \mapsto -iz/(z - 2i)$ . Then,  $\Phi(0) = 0$  and  $\Phi'(0) = 1/2$ . For a fixed  $u \in D^\circ$  and any  $\phi \in \mathcal{O}(\mathbb{D}; \Omega)$  such that  $\phi(0) = w$ , the map  $F : z \mapsto \Phi(\phi(z) \cdot u)$  is a holomorphic self-map of  $\mathbb{D}$  that fixes the origin (since we are assuming that  $w$  is the origin in  $\mathbb{C}^n$ ). Thus, by the Schwarz lemma,  $|F'(0)| \leq 1$ , or  $|\phi'(0) \cdot u| \leq 2$ . So,  $\frac{1}{2}I_\Omega(w) \subseteq D_{\mathbb{C}}$ , where

$$D_{\mathbb{C}} := \{z \in \mathbb{C}^n : |z \cdot u| \leq 1 \text{ for all } u \in D^\circ\}.$$

Note that  $D_{\mathbb{C}} \subseteq (\hat{D} \cup (-\hat{D})) + i(\hat{D} \cup (-\hat{D}))$ , where

$$\hat{D} = \{(x_1, \dots, x_n) \in \mathbb{R}^n : |x \cdot u| \leq 1 \text{ for all } u \in D^\circ, x_n \geq 0\}.$$

But,

$$\hat{D} \subseteq \overline{D} \cap \{x \in \mathbb{R}^n : x_n \geq 0\} \subseteq \overline{D}|_v,$$

and  $\text{vol}(D|_v) = \delta$ . Thus, recalling (2.7),

$$K_D(x) = K_\Omega(w, w) \geq \frac{1}{\text{vol}_{\mathbb{C}^n}(I_\Omega(w))} \geq (2)^{-2n} (2\delta)^{-2}.$$

Therefore,  $D_\delta \supseteq D^{\ell_n \delta^{-2}}$ , where  $\ell_n := \frac{1}{4^{n+1}}$ . This completes the proof of Theorem 1.1.  $\square$

### 3. A NEW AFFINE INVARIANT AND SOME EXAMPLES

It is unlikely that the values of  $\ell_n$  and  $u_n$  computed above are optimal. For one, John's theorem on Löwner-John ellipsoids can be replaced by results that utilize other centrally-symmetric bodies, perhaps yielding better bounds. However, we believe optimal bounds can be obtained if we restrict ourselves to certain classes of convex bodies. Before we support this claim with some computations, we associate a new quantity  $\theta_D$  to a convex body.

**Definition.** Suppose  $D \subset \mathbb{R}^n$  is a convex body. Let

$$\begin{aligned} \ell_D &:= \liminf_{\delta \rightarrow 0} \left( \sup \{ \ell > 0 : D^{\ell/\delta^2} \subseteq D_\delta \} \right); \\ u_D &:= \limsup_{\delta \rightarrow 0} \left( \inf \{ u > 0 : D_\delta \subseteq D^{u/\delta^2} \} \right); \\ \theta_D &:= \frac{\ell_D}{u_D}. \end{aligned}$$

We establish some properties of  $\theta_D$ .

**Proposition 3.1.** *For a convex body  $D \subset \mathbb{R}^n$ ,*

- (1)  $\frac{\pi^n}{n!n^{2n}4^{n+1}(\omega_n)^2} \leq \theta_D \leq 1$ .
- (2)  $\theta_D$  is affine invariant, i.e.,  $\theta_D = \theta_{A(D)}$  for any affine map  $A$  on  $\mathbb{R}^n$ .

*Proof.* (1) The upper bound on  $\theta_D$  follows from the fact that  $\ell_D \leq u_D$ , by definition. The lower bound is a consequence of Theorem 1.1, where we have essentially shown that  $\ell_D \geq 1/4^{n+1}$  and  $u_D \leq n!n^{2n}(\omega_n)^2/\pi^n$ .

(2) The affine invariance of  $\theta_D$  follows from that of  $\ell_D$  and  $u_D$ , which, in turn, is a consequence of the transformation properties of  $D_\delta$  and  $D^M$  under affine maps. More concretely, if  $A : \mathbb{R}^n \rightarrow \mathbb{R}^n$  is an affine map and  $H$  is a hyperplane that cuts off a set of volume  $\delta$  from  $D$ , then the hyperplane  $A(H)$  cuts off a set of volume  $|\det(A)|\delta$  from  $A(D)$ . Therefore,

$$(3.1) \quad A(D_\delta) = A(D)_{|\det A|\delta}, \quad \text{for all } \delta > 0.$$

Now, let  $\Omega := \mathbb{R}^n + iD$  and  $A_{\mathbb{C}}$  be the map  $z \mapsto Az$ . Then,  $A_{\mathbb{C}} : \mathbb{C}^n \rightarrow \mathbb{C}^n$  is a biholomorphic map with  $\text{Jac}_{\mathbb{C}} A_{\mathbb{C}} = \det A$ , where  $\text{Jac}_{\mathbb{C}}$  denotes the complex Jacobian. We use the well-known fact that the Bergman kernel of  $\Omega$  satisfies

$$K_{A_{\mathbb{C}}(\Omega)}(A_{\mathbb{C}}(z), A_{\mathbb{C}}(z)) |\text{Jac}_{\mathbb{C}}(A_{\mathbb{C}})|^2 = K_{\Omega}(z, z), \quad \text{for all } z \in \Omega.$$

Hence,

$$(3.2) \quad A(D^M) = A(D)^{M/|\det A|^2}.$$

Combining (3.1) and (3.2), we see that if  $D^{\ell/\delta^2} \subseteq D_\delta \subseteq D^{u/\delta^2}$ , then  $A(D)^{\ell/(\lvert \det A \rvert \delta^2)} \subseteq D_{\lvert \det A \rvert \delta} \subseteq D^{u/(\lvert \det A \rvert \delta^2)}$ . Hence, the affine invariance of  $\ell_D$ ,  $u_D$  and  $\theta_D$ .  $\square$

We now compute some examples to indicate the extent to which  $\theta_D$  distinguishes convex domains.

**Proposition 3.2.** *If  $D$  is strongly convex — i.e., the second fundamental form on  $\partial D$  is positive definite everywhere on  $\partial D$  — then,  $\theta_D = 1$ .*

*Proof.* We begin with some notation (see Figure 1). For  $x \in \partial D$ , let  $N(x)$  be the unique outer unit normal to  $\partial D$  at  $x$ , and  $H(x) = \{y \in \mathbb{R}^n : y \cdot N(x) = x \cdot N(x)\}$ . For  $\delta > 0$ , let  $\Delta(x, \delta)$  denote the width of the slice of volume  $\delta$  cut off by a hyperplane  $H(x, \delta)$  perpendicular to  $N(x)$  — i.e.,

$$\text{vol}\{y \in D : y \cdot N(x) > x \cdot N(x) - \Delta(x, \delta)\} = \delta.$$

and

$$\begin{aligned} H(x, \delta) &= \{y \in \mathbb{R}^n : y \cdot N(x) = x \cdot N(x) - \Delta(x, \delta)\} \\ &= H(x) - \Delta(x, \delta)N(x). \end{aligned}$$

Let  $x^\delta$  denote the barycenter of  $H(x, \delta) \cap D$ .

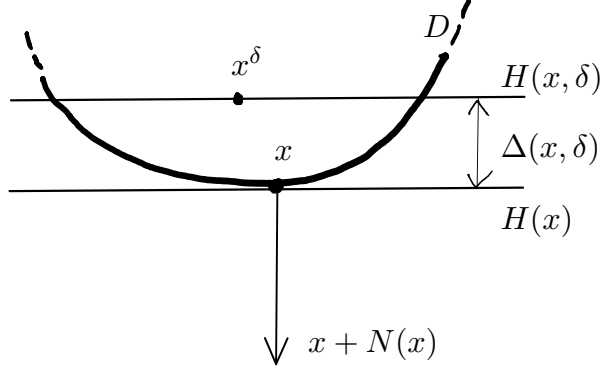


FIGURE 1.

Now — as  $\theta_D$  is affine invariant — for a fixed  $x_0 \in \partial D$ , we can choose affine co-ordinates, so that  $x_0$  is the origin, the outer unit normal  $N(x_0) = (0, \dots, 0, -1)$  and  $H(x_0, \delta) = \{(x', y) : y = \Delta(x_0, \delta)\}$ , where  $x' = (x_1, \dots, x_{n-1})$ . There is a neighborhood  $U_0$  of  $x_0$  such that  $U_0 \cap D = \{y > \phi(x')\}$ , where  $\phi : \mathbb{R}^{n-1} \rightarrow \mathbb{R}$  is a convex function of the form

$$\phi(x) = \alpha(x_1^2 + \dots + x_{n-1}^2) + \text{h. o. t.},$$

for some  $\alpha > 0$ . Thus, each  $H(x_0, \delta) \cap D$  satisfies the equation

$$\Delta(x_0, \delta) = \alpha(x_1^2 + \dots + x_{n-1}^2) + \text{h. o. t.}$$



in the hyperplane  $y = \Delta(x_0, \delta)$ . So, we may estimate the the barycenter of  $H(x_0, \delta) \cap D$  as

$$x_0^\delta = (o(\sqrt{\Delta(x_0, \delta)}), \dots, o(\sqrt{\Delta(x_0, \delta)}), \Delta(x_0, \delta)) \quad \text{as } \delta \rightarrow 0.$$

Thus, minimizing  $\text{dist}(x_0^\delta, z)$  over all  $z \in \partial\Omega$ , we obtain that

$$(3.3) \quad \lim_{\delta \rightarrow 0} \frac{\Delta(x_0, \delta)}{\text{dist}(x_0^\delta, \partial D)} = 1.$$

Moreover, using Dupin indicatrices (see [12, Lemma 10]), it is known that

$$(3.4) \quad \lim_{\delta \rightarrow 0} \frac{\Delta(x_0, \delta)^{n+1}}{\delta^2} = \frac{1}{2^{n+1}} \left( \frac{n+1}{\omega_{n-1}} \right)^2 \kappa(x_0),$$

where  $\kappa$  is the Gaussian curvature function of  $\partial D$ . Lastly, since  $\Omega$  is strongly convex,  $\Omega = \mathbb{R}^n + iD$  is strongly pseudoconvex. Thus, by Hörmander's estimate (in [6]), we have that

$$(3.5) \quad \lim_{x \rightarrow x_0 \in \partial D} \text{dist}(x, \partial D)^{n+1} K_D(x) = \frac{n!}{(4\pi)^n} \kappa(x_0).$$

Since,  $\lim_{\delta \rightarrow 0} x_0^\delta = x_0$ , we can combine (3.3), (3.4) and (3.5) to obtain that

$$\lim_{\delta \rightarrow 0} \delta^2 K_D(x_0^\delta) = \frac{n! 2^{n+1}}{(4\pi)^n} \left( \frac{\omega_{n-1}}{n+1} \right)^2 =: a_n.$$

Hence,  $(x_0, \delta) \mapsto \delta^2 K_D(x_0^\delta)$  extends to a (uniformly) continuous function on  $\partial D \times [\hat{\delta}, 0]$ . So, given  $\varepsilon > 0$ , there is a  $\delta_\varepsilon > 0$  such that for  $\delta < \delta_\varepsilon$ ,

$$\frac{a_n - \varepsilon}{\delta^2} < K_D(x^\delta) < \frac{a_n + \varepsilon}{\delta^2}, \quad \text{for all } x \in \partial D.$$

According to Lemma 2 in [14], each  $y \in \partial D_\delta$  is the barycenter  $x^\delta$  of some  $H(x, \delta) \cap D$ . Therefore, for  $\delta < \delta_\varepsilon$ ,

$$D^{(a_n - \varepsilon)\delta^{-2}} \subset D_\delta \subset D^{(a_n + \varepsilon)\delta^{-2}}.$$

Thus,

$$\theta_D = \frac{\liminf_{\delta \rightarrow 0} \sup\{\ell > 0 : D^{\ell/\delta^2} \subseteq D_\delta\}}{\limsup_{\delta \rightarrow 0} \inf\{u > 0 : D_\delta \subseteq D^{u/\delta^2}\}} \geq \frac{a_n - \varepsilon}{a_n + \varepsilon}.$$

Since  $\varepsilon > 0$  is arbitrary, and  $\theta_D \leq 1$ , our claim follows.  $\square$

We contrast the above example with the next one, where the Gaussian curvature of the boundary vanishes on a large part of it.

**Proposition 3.3.** *Let  $D \Subset \mathbb{R}^2$  be a triangle or a parallelogram. Then,  $\theta_D = 4/\pi^2$ .*

*Proof.* As all planar triangles and parallelograms are affine images of the triangle  $T = \{(x, y) \in \mathbb{R}^2 : x > 0, y > 0, x + y < 1\}$  and the square  $S := (0, 1) \times (0, 1)$ , respectively, it suffices to show that  $\ell_S = \ell_T$ ,  $u_S = u_T$  and  $\theta_S = 4/\pi^2$ . We take this approach as it is hard to directly compute  $\theta_T$ .

We start with a description of the floating body of  $S$ . For small enough  $\delta > 0$ , the boundary of  $S_\delta$  is a piecewise smooth curve, each smooth piece of which is a part of a hyperbola (see Figure 2). Specifically,

$$S_\delta = \left\{ (x, y) \in \mathbb{R}^2 : \min \left( xy, (1-x)y, x(1-y), (1-x)(1-y) \right) > \delta/2 \right\}.$$

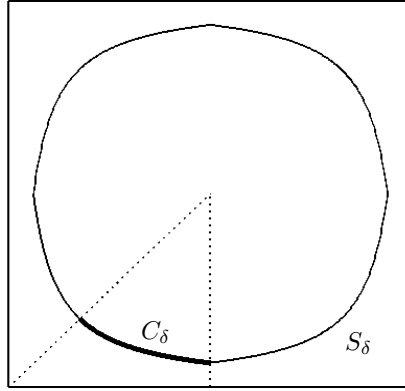


FIGURE 2. A convex floating body for  $S$ .

Due to the eight-fold symmetry of  $S$ , we will focus on the one-eighth part of the boundary given by  $C_\delta := \partial S_\delta \cap \{(x, y) : 0 \leq y \leq x \leq 1/2\}$  (thickened in Figure 2). For  $\delta \ll 1/2$ ,  $C_\delta$  can be parametrized as

$$t \mapsto c(t) := \left( t, \frac{\delta}{2t} \right), \quad \sqrt{\frac{\delta}{2}} \leq t \leq \frac{1}{2}.$$

To estimate  $K_S$  on  $C_\delta$ , we observe that

$$C_\delta \subset T \subset S \subset \tilde{T} \quad (\text{see Figure 3}),$$

where  $\tilde{T}$  is the image of  $T$  under the map  $(x, y) \mapsto (2x, 2y)$ .

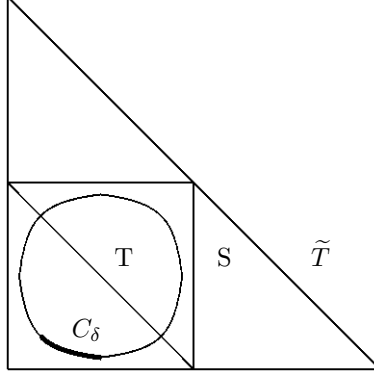


FIGURE 3.

The descriptions of the floating bodies of  $T$  and  $\tilde{T}$  are also needed:

$$\begin{aligned} T_\delta &= \left\{ (x, y) \in \mathbb{R}^2 : \min \left( xy, (1-x-y)y, (1-x-y)x \right) > \delta/2 \right\}; \\ \tilde{T}_\delta &= \left\{ (x, y) \in \mathbb{R}^2 : \min \left( xy, (2-x-y)y, (2-x-y)x \right) > \delta/2 \right\}. \end{aligned}$$

These explicit descriptions allow us to conclude that, for  $\delta \ll 1/2$ ,

$$(3.6) \quad C_\delta \subset T_{\delta-2\delta^2} \quad \text{and} \quad C_\delta \subset \partial \tilde{T}_\delta \subset \tilde{T} \setminus \tilde{T}_{\delta+2\delta^2}.$$

Now fix an arbitrary  $\varepsilon > 0$ . Then, for small enough  $\delta$ ,

- (1)  $(1-\varepsilon)\delta < \delta - 2\delta^2$  and  $\delta + 2\delta^2 < (1+\varepsilon)\delta$ ; and
- (2)  $T_\delta \subseteq T^{(1+\varepsilon)u_T\delta^{-2}}$  and  $\tilde{T}^{(1-\varepsilon)\ell_T\delta^{-2}} \subseteq \tilde{T}_\delta$

The latter follows from the definitions of  $\ell_D$  and  $u_D$ , and the fact that  $\ell_{\tilde{T}} = \ell_T$  due to affine invariance (established in the proof of Proposition 3.1).

We combine (3.6), (1), the monotonicity of  $T_\delta$  and  $\tilde{T}_\delta$ , and (2) to conclude that:

$$C_\delta \subset T_{\delta-2\delta^2} \subset T_{(1-\varepsilon)\delta} \subset T^{(1+\varepsilon)u_T(1-\varepsilon)^{-2}\delta^{-2}}$$

and

$$C_\delta \subset \tilde{T} \setminus \tilde{T}_{\delta+2\delta^2} \subset \tilde{T} \setminus \tilde{T}_{(1+\varepsilon)\delta} \subset \tilde{T} \setminus \tilde{T}^{(1-\varepsilon)\ell_T(1+\varepsilon)^{-2}\delta^{-2}}.$$

Thus, for all  $c \in C_\delta$ ,

$$K_T(c) < \frac{(1+\varepsilon)u_T}{(1-\varepsilon)^2\delta^2} \quad \text{and} \quad K_{\tilde{T}}(c) > \frac{(1-\varepsilon)\ell_T}{(1+\varepsilon)^2\delta^2}.$$

So, by the monotonicity of the Bergman kernel,

$$\frac{(1-\varepsilon)\ell_T}{(1+\varepsilon)^2\delta^2} < K_{\tilde{T}}(c) < K_S(c) < K_T(c) < \frac{(1+\varepsilon)u_T}{(1-\varepsilon)^2\delta^2}.$$

As  $\varepsilon > 0$  was arbitrarily chosen, and the estimates on  $C_\delta$  transfer to  $\partial S_\delta$  due to symmetry,

$$S^{\ell_T\delta^{-2}} \subset S_\delta \subset S^{u_T\delta^{-2}}.$$

Thus,  $u_S \leq u_T$ ,  $\ell_S \geq \ell_T$  and, consequently,  $\theta_S \geq \theta_T$ . An analogous computation can be executed after switching the roles of  $S$  and  $T$  to obtain that  $\theta_T \geq \theta_S$ , thus yielding the desired equality. It now suffices to compute  $\theta_S$ .

We use (1.2) to compute the Bergman kernel of  $\mathbb{R}^2 + iS$  at any point  $(x, y) \in S$ :

$$K_S((x, y)) = \frac{\pi^2}{16} \csc^2(\pi x) \csc^2(\pi y).$$

Once again, we can exploit the symmetry of  $S$  to obtain that

$$\begin{aligned} \ell_S &= \liminf_{\delta \rightarrow 0} \inf_{c \in C_\delta} K_S(c) \delta^2 = \lim_{\delta \rightarrow 0} \inf_{t \in [\sqrt{\delta/2}, 1/2]} \frac{\pi^2 \delta^2}{16} \csc^2(\pi t) \csc^2\left(\frac{\pi \delta}{2t}\right) = \frac{1}{4\pi^2}; \\ u_S &:= \limsup_{\delta \rightarrow 0} \sup_{c \in C_\delta} K_S(c) \delta^2 = \lim_{\delta \rightarrow 0} \sup_{t \in [\sqrt{\delta/2}, 1/2]} \frac{\pi^2 \delta^2}{16} \csc^2(\pi t) \csc^2\left(\frac{\pi \delta}{2t}\right) = \frac{1}{16}. \end{aligned}$$

Therefore,  $\theta_T = \theta_S = 4/\pi^2$ .  $\square$

We strongly suspect that  $\theta_D = 1$  completely characterizes strongly convex bodies, and that Proposition 3.3 can be extended to all planar convex polygons. In fact, we believe that, for  $n = 2$ , these represent the two extremes of the range of values for  $\theta_D$  (this would improve the first part of Proposition 3.1). Furthermore, it is likely that using the almost polygonal bodies constructed in [13] one can construct planar convex bodies with any prescribed value of  $\theta_D$  in the interval  $(4/\pi^2, 1)$ .

## REFERENCES

- [1] Keith Ball. An elementary introduction to modern convex geometry. *Flavors of Geometry*, 31:1–58, 1997.
- [2] Zbigniew Błocki. A lower bound for the Bergman kernel and the Bourgain-Milman inequality. In *Geometric Aspects of Functional Analysis*, pages 53–63. Springer, 2014.
- [3] Daniel Fresen. The floating body and the hyperplane conjecture. *Arch. Math.*, 98(4):389–397, 2012.
- [4] Siqi Fu. Transformation formulas for the Bergman kernels and projections of Reinhardt domains. *Proc. Amer. Math. Soc.*, 129(6):1769–1773, 2001.
- [5] Purvi Gupta. Lower-dimensional Fefferman measures via the Bergman kernel. *Contemp. Math. (Proceedings of the Conference on Analysis and Geometry in Several Complex Variables, Doha, Qatar, January 2015)*, to appear.
- [6] Lars Hörmander.  $L^2$  estimates and existence theorems for the operator. *Acta Math.*, 113(1):89–152, 1965.
- [7] Fritz John. Extremum problems with inequalities as subsidiary conditions. In *Traces and Emergence of Nonlinear Programming*, pages 197–215. Springer, 2014.
- [8] Fedor Nazarov. The Hörmander proof of the Bourgain-Milman theorem. In *Geometric Aspects of Functional Analysis*, pages 335–343. Springer, 2012.
- [9] Takeo Ohsawa. Boundary behavior of the Bergman kernel function on pseudoconvex domains. *Publ. Res. Inst. Math. Sci.*, 20(5):897–902, 1984.
- [10] Saburo Saitoh. Fourier-Laplace transforms and the Bergman spaces. *Proc. Amer. Math. Soc.*, 102(4):985–992, 1988.
- [11] Carsten Schütt. The convex floating body and polyhedral approximation. *Israel J. Math.*, 73(1):65–77, 1991.

- [12] Carsten Schütt and Elisabeth Werner. The convex floating body. *Math. Scand.*, 66:275–290, 1990.
- [13] Carsten Schütt and Elisabeth Werner. The convex floating body of almost polygonal bodies. *Geom. Dedicata*, 44(2):169–188, 1992.
- [14] Carsten Schütt and Elisabeth Werner. Homothetic floating bodies. *Geom. Dedicata*, 49(3):335–348, 1994.
- [15] Alina Stancu. The floating body problem. *Bull. Lond. Math. Soc.*, 38(5):839–846, 2006.
- [16] Włodzimierz Zwonek. *Completeness, Reinhardt domains and the method of complex geodesics in the theory of invariant functions*. Polska Akademia Nauk, Instytut Matematyczny, 2000.

DEPARTMENT OF MATHEMATICS, UNIVERSITY OF WESTERN ONTARIO, LONDON, ONTARIO N6A 5B7, CANADA  
*E-mail address:* `pgupta45@uwo.ca`