

Magnetic hexadecapole γ transitions and neutrino-nuclear responses in medium-heavy nuclei

Lotta Jokiniemi¹, Jouni Suhonen¹, and Hiroyasu Ejiri²

1. University of Jyväskylä, Department of Physics, P.O.Box 35, FI-40014, University of Jyväskylä, Finland

2. Research Center for Nuclear Physics, Osaka University, Osaka 567-0047, Japan

E-mail: lotta.m.jokiniemi@student.jyu.fi, jouni.suhonen@phys.jyu.fi, ejiri@rcnp.osaka-u.ac.jp

Abstract. Neutrino-nuclear responses in the form of squares of nuclear matrix elements, NMEs, are crucial for studies of neutrino-induced processes in nuclei. In this work we investigate magnetic hexadecapole (M4) NMEs in medium-heavy nuclei. The experimentally derived NMEs, $M_{\text{EXP}}(\text{M4})$, deduced from observed M4 γ transition half-lives are compared with the single-quasiparticle (QP) NMEs, $M_{\text{QP}}(\text{M4})$, and the microscopic quasiparticle-phonon model (MQPM) NMEs $M_{\text{MQPM}}(\text{M4})$. The experimentally driven M4 NMEs are found to be reduced by a coefficient $k \approx 0.29$ with respect to $M_{\text{QP}}(\text{M4})$ and by $k \approx 0.33$ with respect to $M_{\text{MQPM}}(\text{M4})$. The M4 NMEs are reduced a little by the quasiparticle-phonon correlations of the MQPM wave functions but mainly by other nucleonic and non-nucleonic correlations which are not explicitly included in the MQPM. The found reduction rates are of the same order of magnitude as those for magnetic quadrupole γ transitions and Gamow-Teller (GT) and spin-dipole (SD) β transitions. The impact of the found reduction coefficients on the magnitudes of the NMEs involved in astrophysical neutrino interactions and neutrinoless double beta decays are discussed.

Key words: Magnetic hexadecapole γ transitions, Quenching of magnetic transitions, Astro-neutrino-nuclear responses, Double beta decays.

1. Introduction

Neutrino interactions in nuclei are studied e.g. by investigating scatterings of astrophysical neutrinos on nuclei and by the attempts to record the neutrinoless double beta ($0\nu\beta\beta$) decays. Here the neutrino-nuclear responses can be condensed in the squares of nuclear matrix elements (NMEs) and it is necessary to study through them the neutrino properties and astrophysical reactions that are of interest to particle physics and astrophysics, as discussed in the review articles [1, 2, 3, 4] and references therein.

The present work aims at investigating the magnetic hexadecapole (M4) γ NMEs, $M_{\gamma}(\text{M4})$, in medium-heavy nuclei to study higher-multipole axial-vector NMEs

associated with higher-energy components of astro-neutrino reactions and $0\nu\beta\beta$ decays. Such components are shown to be important for, e.g., the $0\nu\beta\beta$ decays [5].

Neutrino-nuclear responses associated with neutral-current (NC) and charged-current (CC) interactions are studied by investigating the relevant γ and β decay transitions or NC and CC scatterings on nuclei. The momenta involved in astro-neutrino scatterings and $0\nu\beta\beta$ decays are of the order of 50–100 MeV/c. Accordingly, depending on the involved momentum exchanges, the multipoles J^π with angular momenta J up to around 4-5 are involved (e.g. $0\nu\beta\beta$ decays mediated by light Majorana neutrinos, see [5]), or even higher multipoles can be engaged ($0\nu\beta\beta$ decays mediated by heavy Majorana neutrinos, see [5]).

In some previous works, axial-vector CC resonances of $GT(1^+)$ and $SD(2^-)$ NMEs for allowed and first-forbidden β transitions are shown to be reduced much in comparison with the quasiparticle (QP) and pnQRPA (proton-neutron quasiparticle random-phase approximation) NMEs [6, 7, 8, 9, 10] due to spin-isospin ($\sigma\tau$) nucleonic and non-nucleonic correlations and nuclear medium effects. These studies show that exact theoretical evaluations for the astro-neutrino and $0\nu\beta\beta$ NMEs, including a possible renormalization of the axial-vector coupling constant g_A , are hard. The corresponding NC nuclear responses of magnetic dipole (M1) and quadrupole (M2) γ transitions are also known to be much reduced with respect to the QP NMEs [11]. Similar studies have been conducted in the case of the two-neutrino double beta decays in [12, 13] in the framework of the IBA-2 model. Also the derivation of effective operators has been proposed [14]. All these studies bear relevance to the previously mentioned Majorana-neutrino mediated $0\nu\beta\beta$ decays, to high-energy astro-neutrino reactions, but also to the lower-energy (up to 30 MeV) supernova-neutrino scatterings off nuclei, as shown e.g. in [15, 16, 17, 18].

In the light of the above discussions it is of great interest to investigate the spin-hexadecapole (4^-) NMEs to see how the higher-multipole NMEs are reduced by the nucleonic and non-nucleonic spin-isospin correlations. Actually, there are almost no experimental CC hexadecapole β NMEs in medium-heavy nuclei since the β decays are very rare third-forbidden unique transitions. However, it turns out that there are few measurements of the half-lives and electron spectra of the more complex fourth-forbidden non-unique β transitions and they can serve as potential testing grounds concerning the quenching effects of the weak vector (g_V) and axial-vector (g_A) coupling constants [19]. On the other hand, there are many experimental data on NC M4 γ NMEs, where the isovector component of the γ NME is related to the analogous β NME on the basis of the isospin symmetry. Thus we discuss mainly the M4 γ transitions in the present report in the aim to help evaluate/confirm e.g. the $0\nu\beta\beta$ NMEs concerning their higher-multipole aspects.

2. Experimental M4 NMEs

Here we discuss stretched M4 γ transitions with $J_i = J_f \pm J$, where J_i and J_f are the initial and final state spins and $J=4$. The M4 γ transition rate (per sec) is given in terms of the reduced M4 γ strength $B_\gamma(\text{M4})$ as [20]

$$T(\text{M4}) = 1.87 \times 10^{-6} E^9 B_\gamma(\text{M4})(1 + \alpha)^{-1}, \quad (1)$$

where E is the γ ray energy in units of MeV, and α is the conversion-electron coefficient. The reduced strength is expressed in terms of the M4 γ NME in units of $e\hbar/(2Mc) \text{ fm}^3$ as

$$B_\gamma(\text{M4}) = (2J_i + 1)^{-1} [M_\gamma(\text{M4})]^2. \quad (2)$$

The M4 γ NME is expressed in terms of the M4 γ coupling constants $g(\text{M4})$ and the M4 matrix element $M(\text{M4})$ as

$$M_\gamma(\text{M4}) = g_p(\text{M4})\tau_p M(\text{M4}) + g_n(\text{M4})\tau_n M(\text{M4}), \quad (3)$$

where the first and the second terms are for the odd-proton ($\tau_p = (1 - \tau_3)/2$) and odd-neutron ($\tau_n = (1 + \tau_3)/2$) transition NMEs with τ_3 being the isospin z component ($\tau_3=1$ for neutron and $\tau_3 = -1$ for proton). The γ coupling constant is written as

$$g_i(\text{M4}) = \frac{e\hbar}{2Mc} 6(\mu_i - \frac{1}{5}g_i), \quad (4)$$

where $i = p$ for proton and $i = n$ for neutron, $\mu_p = 2.79$ and $\mu_n = -1.91$ are the proton and neutron magnetic moments and $g_{lp} = 1$ and $g_{ln} = 0$ are the proton and neutron orbital g coefficients. The M4 γ matrix element is expressed as

$$M(\text{M4}) = \langle f || i^3 r^3 [\sigma \times Y_3]_4 || i \rangle, \quad (5)$$

where r is the nuclear radius and Y_3 is the spherical harmonic for multipole $l = 3$.

The isotopes used for on-going and/or future $\beta\beta$ experiments are ^{76}Ge , ^{82}Se , ^{96}Zr , ^{100}Mo , ^{116}Cd , ^{130}Te and ^{136}Xe [2]. They are in the mass regions of $A = 70 - 120$ and $A = 130 - 150$. The single-quasiparticle (single-QP) M4 transitions in these mass regions are uniquely tagged by the pairs $1g_{9/2} - 2p_{1/2}$ and $1h_{11/2} - 2d_{3/2}$, respectively. Here the higher spin state is the intruder one from the higher major shell with opposite parity. The single-particle M4 NMEs corresponding to these tagging transitions are quite large because of the large radial and angular overlap integrals.

The single-quasiparticle M4 γ transitions in the mentioned two mass regions are analyzed in Tables 1 and 2. The M4 NMEs derived from the experimental half-lives are given in the third column of these tables.

The values of $M_{\text{EXP}}(\text{M4})$ are plotted against the mass number in Fig. 1. They are around $(0.6 \pm 0.1) \times 10^3 \text{ fm}^3$ and $(1.0 \pm 0.1) \times 10^3 \text{ fm}^3$ for the two mass regions, respectively. They are well expressed as

$$M_{\text{EXP}}(\text{M4}) \approx 6 \times A \text{ fm}^3, \quad (6)$$

where the mass number A reflects the r^3 dependence of the M4 NME.

Table 1. $M(\text{M4})$ NMEs for M4 γ transitions in the mass region of $A = 70 - 120$, where the major single-QP transition is $1g_{9/2} - 2p_{1/2}$. Here p/n stands for the odd-proton/odd-neutron transition. M_{EXP} , M_{QP} and M_{MQPM} are the experimental, single-QP, and MQPM NMEs in units of 10^3 fm^3 .

Nucleus	transition	p/n	M_{EXP}	M_{QP}	M_{MQPM}
^{85}Kr	$2p_{1/2} \rightarrow 1g_{9/2}$	n	0.528	1.57	1.44
^{89}Y	$2p_{1/2} \rightarrow 1g_{9/2}$	p	0.739	2.12	2.02
^{89}Zr	$2p_{1/2} \rightarrow 1g_{9/2}$	n	0.559	1.60	1.47
^{91}Y	$1g_{9/2} \rightarrow 2p_{1/2}$	p	0.480	2.13	1.83
^{105}In	$2p_{1/2} \rightarrow 1g_{9/2}$	p	0.706	2.38	2.09
^{107}In	$2p_{1/2} \rightarrow 1g_{9/2}$	p	0.670	2.40	2.13
^{109}In	$2p_{1/2} \rightarrow 1g_{9/2}$	p	0.640	2.33	2.10
^{111}In	$2p_{1/2} \rightarrow 1g_{9/2}$	p	0.609	2.45	2.03
^{113}In	$2p_{1/2} \rightarrow 1g_{9/2}$	p	0.603	2.46	2.05
^{115}In	$2p_{1/2} \rightarrow 1g_{9/2}$	p	0.614	2.48	2.03

Table 2. The same as Table 1 for $A = 130 - 150$, where the major single-quasiparticle transition is $1h_{11/2} - 2d_{3/2}$.

Nucleus	Transition	p/n	M_{EXP}	M_{QP}	M_{MQPM}
^{135}Xe	$1h_{11/2} \rightarrow 2d_{3/2}$	n	1.11	3.12	2.87
^{137}Ba	$1h_{11/2} \rightarrow 2d_{3/2}$	n	1.03	3.13	2.77
^{139}Ba	$1h_{11/2} \rightarrow 2d_{3/2}$	n	0.968	3.12	2.82
^{141}Nd	$1h_{11/2} \rightarrow 2d_{3/2}$	n	0.893	3.17	2.79
^{143}Sm	$1h_{11/2} \rightarrow 2d_{3/2}$	n	0.878	3.19	2.81

3. Quasiparticle M4 NMEs

The M4 γ transitions given in Tables 1 and 2 are all, in their simplest description, transitions between single-quasiparticle states. The NMEs for the single-quasiparticle transitions are written by using the single-particle matrix element $M_{\text{SP}}(\text{M4})$ and the pairing coefficient P as

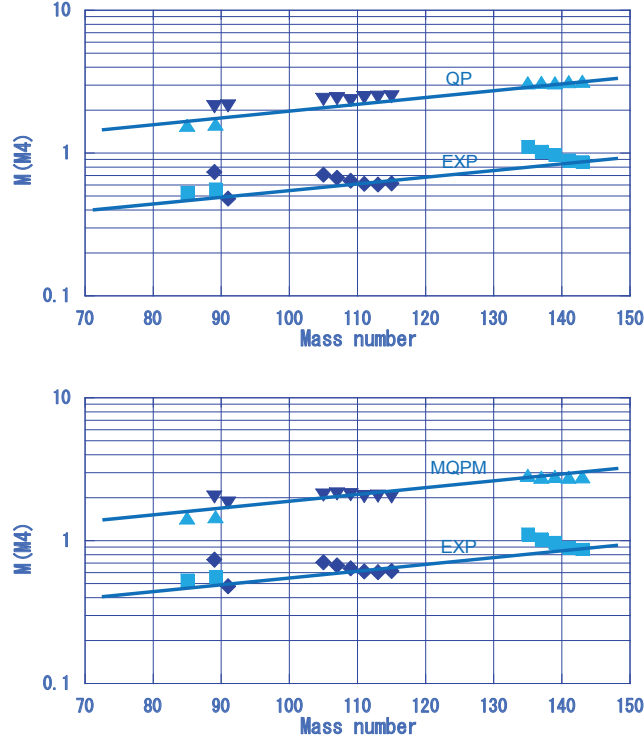
$$M_{\text{QP}}(\text{M4}) = M_{\text{SP}}(\text{M4}) P_{ij}, \quad (7)$$

where the pairing coefficient is given by

$$P_{ij} = U_i U_f + V_i V_f, \quad (8)$$

and U_i (U_f) and V_i (V_f) are the vacancy and occupation amplitudes for the initial (final) state. The single-quasiparticle states discussed here are low-lying states located

Figure 1. Top: EXP: experimental NMEs $M_{\text{EXP}}(\text{M4})$ for odd-neutron transitions (light-blue squares) and odd-proton transitions (dark-blue diamonds). QP: quasiparticle NMEs $M_{\text{QP}}(\text{M4})$ for odd-neutron transitions (light-blue tip-up triangles) and odd-proton transitions (dark-blue tip-down triangles). Bottom: EXP: experimental NMEs $M_{\text{EXP}}(\text{M4})$ for odd-neutron transitions (light-blue squares) and odd-proton transitions (dark-blue diamonds). MQPM: NMEs $M_{\text{MQPM}}(\text{M4})$ for odd-neutron transitions (light-blue tip-up triangles) and odd-proton transitions (dark-blue tip-down triangles).



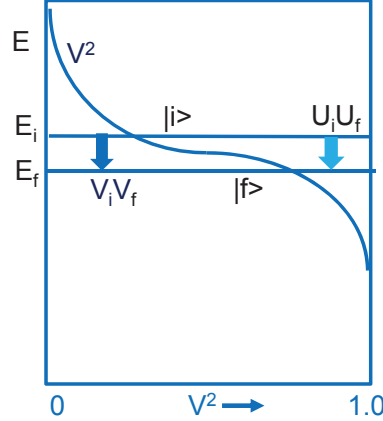
at the diffused Fermi surface, as shown in Fig. 2. Thus the occupation and vacancy probabilities are in the region of $U^2 = 1 - V^2 = 0.5 \pm 0.3$, and the pairing coefficient is given roughly as $P \approx 1$. In this work the single-quasiparticle NMEs $M_{\text{QP}}(\text{M4})$ are calculated by using the BCS wave functions with H.O. single-particle states. They are given in the fifth column of Tables 1 and 2, and are plotted in the top panel of Fig. 1.

The experimental M4 matrix elements $M_{\text{EXP}}(\text{M4})$ are uniformly smaller by a coefficient of around 0.29 ± 0.05 than the single-quasiparticle ones, $M_{\text{QP}}(\text{M4})$. We introduce a reduction coefficient k_i as in the case of GT 1^+ and SD 2^- [8, 10] transitions. It is defined as

$$M_{\text{EXP}}(\text{M4}) = k_i(\text{M4}) M_{\text{QP}}(\text{M4}), \quad (9)$$

where k_i , with $i = \text{p, n}$, are the reduction coefficients for single quasi-proton and quasi-neutron M4 γ transitions, respectively. The ratios $k_i(\text{M4})$ are $k_{\text{p}} \approx 0.3$ and $k_{\text{n}} \approx 0.3$, as shown in the top panel of Fig. 3. The found reductions are consistent with the reductions discussed in [11].

Figure 2. Schematic diagram of the energy (E) and the occupation probabilities, V_i^2 and V_f^2 , for the initial and final states (see body of text). The energy levels are shown by the horizontal lines. Vacancy probabilities are given as $U_i^2 = V_i^2 - 1$ and $U_f^2 = V_f^2 - 1$. The pairing coefficient P_{ij} for the γ transition is given by $U_i U_f + V_i V_f$.



The quasiparticle NMEs $M_{\text{QP}}(\text{M4})$ are calculated by assuming a stretched M4 transition between the initial and final nuclear states (see column 2 of Tables 1 and 2) that are assumed to have a one-quasiparticle structure. These states are thus described as

$$|\alpha\rangle = a_\alpha^\dagger |\text{BCS}\rangle, \quad (10)$$

where a_α^\dagger creates a quasiparticle on a nuclear mean-field orbital with quantum numbers $\alpha = a, m_\alpha$, where a contains the principal quantum number n , the orbital angular momentum (l) and total angular momentum (j) quantum numbers in the form nl_j as displayed in column 2 of Tables 1 and 2. Here m_α is the z projection of the total angular momentum and $|\text{BCS}\rangle$ is the BCS vacuum. The quasiparticles are defined by the Bogolyubov-Valatin transformation as

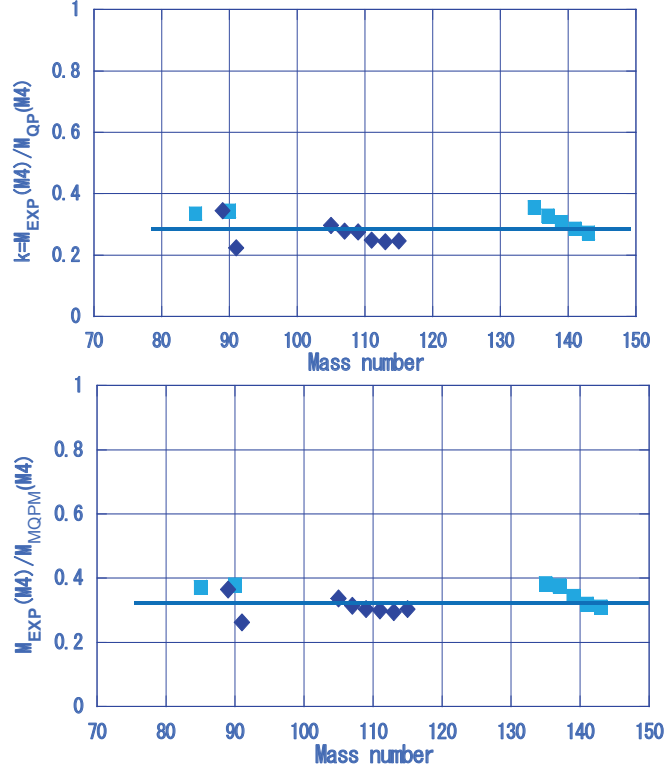
$$\begin{cases} a_\alpha^\dagger = U_a c_\alpha^\dagger + V_a \tilde{c}_\alpha, \\ \tilde{a}_\alpha = U_a \tilde{c}_\alpha - V_a c_\alpha^\dagger, \end{cases} \quad (11)$$

where c_α^\dagger is the particle creation operator and the time-reversed particle annihilation operator \tilde{c}_α is defined by $\tilde{c}_\alpha = (-1)^{j_\alpha + m_\alpha} c_{-\alpha}$ with $-\alpha = (a, -m_\alpha)$. The U and V coefficients are the vacancy and occupation amplitudes present also in the quasiparticle matrix elements of Eqs. (7) and (8). The values of these amplitudes are obtained in BCS calculations (for details see, e.g., [21]) and they are used also in the subsequent nuclear-structure calculations of the odd-mass nuclei and their neighboring even-even-mass reference nuclei.

Figure 3. Reduction coefficients k for the M4 NMEs.

Top: k : ratios of experimental NMEs $M_{\text{EXP}}(\text{M4})$ to the quasiparticle NMEs $M_{\text{QP}}(\text{M4})$ for odd-neutron transitions (light-blue squares) and odd-proton transitions (dark-blue diamonds).

Bottom: k : ratios of experimental NMEs $M_{\text{EXP}}(\text{M4})$ to the MQPM NMEs $M_{\text{MQPM}}(\text{M4})$ for odd-neutron transitions (light-blue squares) and for odd-proton transitions (dark-blue diamonds).



4. Microscopic quasiparticle-phonon model for M4 NMEs

The microscopic quasiparticle-phonon model (MQPM) takes the structure of the nuclear states beyond the approximation (10). In the MQPM this extension is done in the traditional way of starting from an even-even reference nucleus where the states are described as QRPA (quasiparticle random-phase approximation) states called here phonons since the lowest ones are usually collective vibrational states. These states can be formally written as

$$|\omega\rangle = Q_{\omega}^{\dagger}|\text{QRPA}\rangle, \quad (12)$$

where the phonon operator Q_{ω}^{\dagger} creates a nuclear state with quantum numbers ω , containing the angular momentum J_{ω} , parity π_{ω} and the quantum number k_{ω} which enumerates states with the same angular momentum and parity. The state (12) is a linear combination of two-quasiparticle states as explicitly written in [22] where the MQPM was first introduced. To arrive at a state in the neighboring odd-mass nucleus

one has to couple a proton (proton-odd nucleus) or a neutron (neutron-odd nucleus) quasiparticle to the phonon operator Q_ω^\dagger which is a two-quasiparticle operator. In this way one creates three-quasiparticle states in the traditional quasiparticle-phonon coupling scheme and these states are then mixed with the one-quasiparticle states by the residual nuclear Hamiltonian (for details see [22]). Hence we obtain the MQPM states

$$|k j m\rangle = \Gamma_k^\dagger(jm)|\text{QRPA}\rangle, \quad (13)$$

where a k :th state of angular momentum j and its z projection m is created in an odd-mass nucleus by a creation operator which mixes one-quasiparticle and three-quasiparticle components in the form

$$\Gamma_k^\dagger(jm) = \sum_n X_n^k a_{njm}^\dagger + \sum_{a\omega} X_{a\omega}^k [a_a^\dagger Q_\omega^\dagger]_{jm}, \quad (14)$$

where the first term is the one-quasiparticle contribution and the second term is the quasiparticle-phonon contribution. The amplitudes X_n^k and $X_{a\omega}^k$ are computed from the MQPM equations of motion [22]. In solving these equations special care is to be taken to handle the over-completeness and the non-orthogonality of the quasiparticle-phonon basis, as described in detail in [22].

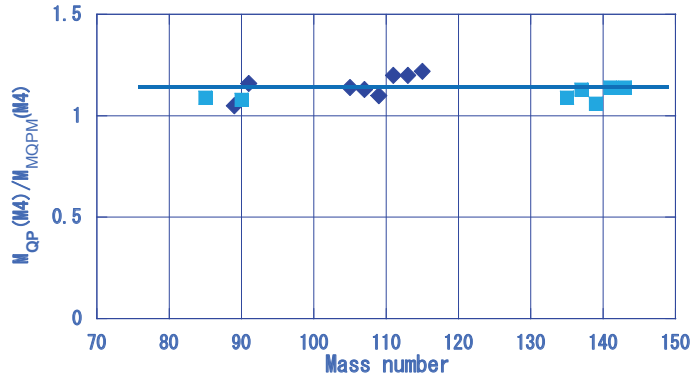
In the actual calculations we used slightly modified Woods-Saxon single-particle energies to improve the quality of the computed energy spectra of the odd-mass nuclei involved in the present work. This resulted in a good correspondence between the computed and experimental low-energy spectra of these nuclei. We adopted a residual Hamiltonian with realistic effective two-nucleon interactions derived from the Bonn-A one-boson-exchange potential [23]. The free parameters of the interaction were fixed in the BCS and QRPA phases of the calculations as explained in [24]. The two-body monopole matrix elements were multiplied by one parameter for protons and one for neutrons to scale phenomenologically the proton and neutron pairing strengths separately. This was done by fitting the computed pairing gaps to the phenomenological ones, derived from the measured proton and neutron separation energies [25]. The QRPA step contained two parameters for each multipole J^π to control the energies of the even-even excited states. These were the strengths of the particle-hole and particle-particle parts of the two-nucleon interaction. The particle-hole interaction controls the energies of collective states and thus it was fitted to reproduce the experimental excitation energy of the lowest state of a given multipolarity J^π , whenever data existed. When no data was available the bare G-matrix was used in the calculations. Also the particle-particle part of the multipole interaction was kept as bare G-matrix interaction.

After performing the BCS and QRPA calculations in the reference even-even nuclei, the initial and final nuclear states in the neighboring odd-mass nuclei, of interest in the present work, were formed by first creating the quasiparticle-phonon components of the operator (14). The convergence of the MQPM results for the energies of the involved states and the M4 transition amplitudes between them were monitored by adding more and more QRPA phonons of different multiplicities ω in the diagonalization

of the residual Hamiltonian. In terms of the cut-off energy of the added phonons the convergence was achieved at around 14 MeV.

The converged M4 results are given in the sixth column of Tables 1 and 2, and are plotted in Fig. 1, bottom panel. It is seen that the experimental M4 matrix elements, $M_{\text{QP}}(\text{M4})$, are uniformly smaller, by a coefficient around 0.33, than the MQPM NMEs $M_{\text{MQPM}}(\text{M4})$. Actually, the MQPM NMEs $M_{\text{MQPM}}(\text{M4})$ are 10-20 % smaller than the QP NMEs $M_{\text{QP}}(\text{M4})$, as shown in Fig. 4. The admixtures of the quasiparticle-phonon components in the wave functions (14) of the M4 initial and final states reduce the M4 NMEs a little, but not nearly enough to bring the MQPM NMEs close to the corresponding experimental ones, at least by using the bare g coefficients (4) adopted in the present work. Hence, the major part of reduction from the MQPM NME to the experimental one (a reduction coefficient of 0.3) is considered to be due to such nucleonic and non-nucleonic $\tau\sigma$ correlations and nuclear-medium effects that are not explicitly included in the (traditional) quasiparticle-phonon coupling scheme that MQPM uses, i.e. the even-even nucleus serving as a reference for the odd-mass one.

Figure 4. Ratios of the quasiparticle NMEs $M_{\text{QP}}(\text{M4})$ to the MQPM NMEs $M_{\text{MQPM}}(\text{M4})$ for odd-neutron transitions (light-blue squares) and odd-proton transitions (dark-blue diamonds).



5. Reduction of the axial-vector NMEs

The γ NME is decomposed into the isovector and isoscalar ones as [11]

$$M_\gamma(\text{M4}) = g_-(\text{M4})\frac{\tau_3}{2}M(\text{M4}) + g_+(\text{M4})\frac{\tau_0}{2}M(\text{M4}), \quad (15)$$

where $M_\gamma(\text{M4})$ is $g_p M(\text{M4})$ and $g_n M(\text{M4})$ for an odd proton and odd neutron transition, respectively, and g_- and g_+ are the isovector and isoscalar γ coupling constants. They are written as

$$g_\pm(\text{M4}) = \frac{e\hbar}{2Mc}6(\mu_\pm - \frac{1}{5}g_{l\pm}), \quad (16)$$

with $\mu_\pm = \mu_n \pm \mu_p$ and $g_{l\pm} = g_{ln} \pm g_{lp} \approx \mp 1$.

The proton, neutron, isovector and isoscalar M4 γ coupling constants are given as

$$g_p = 2.59G, \quad g_n = -1.91G, \quad (17)$$

$$g_- = -4.50G, \quad g_+ = 0.68G, \quad (18)$$

where $G = 6e\hbar(2Mc)^{-1}$ is the M4 γ coupling coefficient.

The M4 NMEs in Eq. (15) are rewritten as $k_i g_i M_{QP}(M4)$ with $i = p, n, -, +$, the symbols standing for the proton, neutron, isovector and isoscalar components, respectively. Then the reduction coefficients and the weak couplings for proton and neutron transitions are expressed in terms of those for the isovector and isoscalar components as [11]

$$k_p g_p = -\frac{g_-}{2} k_- + \frac{g_+}{2} k_+, \quad (19)$$

$$k_n g_n = \frac{g_-}{2} k_- + \frac{g_+}{2} k_+, \quad (20)$$

After this the isovector and isoscalar reduction coefficients can be derived as

$$k_- = k_n - 0.567(k_n - k_p), \quad (21)$$

$$k_+ = k_n - 3.89(k_n - k_p). \quad (22)$$

Since the experimentally derived NMEs for the proton and neutron transitions are approximately the same, i.e. $k_n \approx k_p$, we get from Eq. (21) $k_- \approx k_n \approx k_p \approx 0.3$. The isovector M4 NMEs are reduced by the coefficient $k_- \approx 0.3$, in the same way as the M4 γ transition NMEs. It is notable that the amount of reduction for the isovector 4^- γ NMEs is the same as that found for the GT 1^+ and SD 2^- β -decay NMEs [8, 10].

Axial-vector β and γ NMEs for low-lying states are much reduced with respect to the QP NMEs due to the strong repulsive $\tau\sigma$ interactions since the axial-vector $\tau\sigma$ strengths are pushed up into the $\tau\sigma$ giant-resonance (GR) and the Δ -isobar regions. The M4 reduction coefficient of $k(M4) \approx 0.29$ is nearly the same as the coefficient $k(M2) \approx 0.24$ for M2 γ transitions and $k(GT) \approx 0.235$ and $k(SD) \approx 0.18$ in the GT 1^+ and SD 2^- β -decay NMEs, respectively [8, 10]. These reduction coefficients are plotted in Fig. 5 with λ denoting the angular-momentum content of the transition operator.

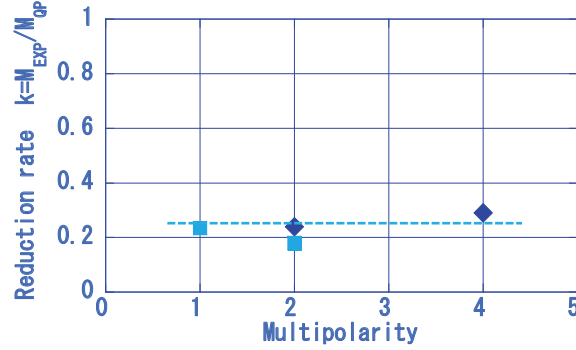
It seems that the reduction coefficients of the axial-vector NMEs are universal for NC and CC NMEs and for the angular momenta of $\lambda = 1 - 4$. The reduction is considered to be due to such $\sigma\tau$ polarization interactions and nuclear-medium effects that are not explicitly included in the models. Then the reduction rate $k(M) \approx 0.2 - 0.3$, with respect to the QP NME, is expressed as [8, 10]

$$k(M) = k_{\sigma\tau}(M) \times k_{NM}(M), \quad (23)$$

where $k_{\sigma\tau}(M) \approx 0.5$ and $k_{NM}(M) \approx 0.5$ stand for the reductions due to the nucleonic $\sigma\tau$ polarization effects and non-nucleonic Δ -isobar and nuclear-medium effects, respectively.

These universal effects may be represented by the effective weak coupling g_A^{eff} , depending on the model NME, to incorporate the effects that are not explicitly included

Figure 5. Reduction coefficients $k(M) = M_{\text{EXP}}(M)/M_{\text{QP}}(M)$ for the multipolarity $M=M2$ ($\lambda = 2$) γ and $M=M4$ ($\lambda = 4$) γ transitions (dark-blue diamonds) and those for $M=GT$ ($\lambda = 1$) β and $M=SD$ ($\lambda = 2$) β transitions (light-blue squares) in medium-heavy nuclei. Here λ denotes the transition angular momentum. The dotted line shows $k(M)=0.27$.



in the nuclear-structure model. In case of the pnQRPA with explicit nucleonic $\sigma\tau$ correlations, one may use $g_A \approx 0.6$, while in the case of the QP model, without any $\sigma\tau$ correlations, $g_A \approx 0.3$, both in units of the bare value of $g_A = 1.26 g_V$.

Here we note that the $\tau\sigma$ repulsive interaction concentrates the $\tau\sigma$ strength to the highly excited $\tau\sigma$ GR, resulting in the reduction of the $\tau\sigma$ NMEs for low-lying states. Such reduction effect is incorporated in the pnQRPA with the strong $\tau\sigma$ interaction, so that the reduction factor is improved from $k_{\text{QP}} \approx 0.3$ to $k_{\text{QRPA}} \approx 0.6$. On the other hand, such strong $\tau\sigma$ interaction to give rise to the possible M4 GR is not explicitly incorporated in the MQPM, and thus the reduction factor is only a little improved from $k_{\text{QP}} \approx 0.29$ to $k_{\text{MQPM}} \approx 0.33$.

6. Discussion and conclusions

Among other models, the QRPA-based models are used to compute the NMEs of double beta decays [4, 26]. In these calculations the importance of the quenching of g_A magnifies since the $0\nu\beta\beta$ NME includes the axial-vector NME proportional to the square of g_A . The M4 NC γ results of the present investigation, together with the earlier M2 NC and GT and SD CC results suggest that many of the leading multipoles in the decomposition of the neutrinoless $\beta\beta$ NMEs are quenched roughly by the same amount by the $\sigma\tau$ correlations of the Δ region as well as other nuclear medium effects. Since the corresponding investigations have been done using data on low-lying nuclear states it is safe to say that the quenching applies at least to the low-lying states in nuclei. These observations are very relevant for the two-neutrino $\beta\beta$ decays since they are low-energy phenomena and usually involve only one or few lowest states in the intermediate nucleus [1, 27, 28]. A consistent description of these decays can be achieved by using the quenched g_A derived from the GT β decays [29].

Actually, the observed single β GT NMEs are reduced by the effective coupling constant k^{eff} with respect to the model NME, and thus the observed $2\nu\beta\beta$ NMEs are well reproduced by using the experimental k^{eff} , i.e. the experimental single β NMEs for low-lying states [1, 2, 30]. However, it should be kept in mind that these results, important as such, cannot be directly applied to the $0\nu\beta\beta$ processes since there large momentum exchanges are involved and also vector-type of NMEs and higher excited states contribute. In this case it is a big challenge to develop such nuclear models for the axial-vector weak processes that include explicitly appropriate nucleonic and non-nucleonic correlations. If successful, then in such models one could use the axial weak coupling of $g_A = 1.26g_V$ and be free from the uncertainties introduced by the effective (quenched) g_A^{eff} .

Neutrino-nucleus scatterings are important to probe many astrophysical phenomena, like the solar and supernova neutrinos [1, 31, 32]. The GT NMEs bring in most of the contributions for solar neutrinos and low-energy supernova neutrinos for neutrino energies below 15 MeV (see, e.g. [16, 17]). The SD NMEs play a role for medium-energy neutrinos above 15 MeV. For the low-energy solar neutrinos reliable calculations of the GT NMEs are needed to evaluate the SNU values for the pp, ${}^7\text{Be}$, CNO and other neutrinos. Experimental GT strengths can also be used, if available [1]. The SD contributions can be important for the CC supernova anti-neutrino scatterings off nuclei even at low energies, as shown in [15, 16, 17, 18].

The supernova-neutrino nucleosyntheses are sensitive to the neutrino CC and NC interactions, as discussed in a review article [32]. Here SD and higher-multipole NMEs are involved in the high-energy components of the supernova neutrinos. It is important for accurate evaluations of the isotope distributions to use appropriate NMEs and effective weak couplings of g_A^{eff} and g_V^{eff} . QRPA calculations were made for ${}^{92}\text{Nb}$ nuclei in [33].

The involved GT and SD NMEs can be studied via beta decays in nuclei where beta-decay data is available. In some of these studies a strong quenching of both g_A and g_V has been conjectured [34, 35, 36, 37]. Such quenching for the higher multipoles is extremely hard to study, the present study being a rather unique one in this respect. Quenching of the higher multipoles can also be studied via high-forbidden beta decays [19] but the available data is extremely scarce at the moment. Perspectives for the studies of the quenching of both g_A and g_V is given by the spectrum-shape method introduced in [19]. There the shape of the beta spectrum of the high-forbidden non-unique beta decays has been studied for the determination of the possible quenching of the weak constants. Use of this method can be boosted by future high-sensitive measurements of electron spectra in underground laboratories.

Finally, it is worth pointing out that the universal reduction/quenching of the $\tau\sigma$ NME, including g_A , is related to the shift of the strength to the higher GR and Δ isobar regions. Charge-exchange reactions report about a 50-60 % of the GT sum rule (the Ikeda sum rule) up to GT GR, while the (p,n) reactions claim that around 90 % of the GT sum-rule strength is seen by including the strength beyond the GT GR

up to 50 MeV [38]. Very careful investigations of the GT, SD, and higher multipole strength distributions, by using charge-exchange reactions, are called for to see if the reduction/quenching of the $\tau\sigma$ strengths is partly due to the non-nucleonic (ΔN^-) $\tau\sigma$ correlations [8, 20]. These investigations are not only interesting from the point of view of the double beta decay but they also touch the projected double charge-exchange reactions [39] where the high-momentum response of nuclei is also probed.

7. Acknowledgments

This work was supported by the Academy of Finland under the Finnish Center of Excellence Program 2012-2017 (Nuclear and Accelerator Based Program at JYFL).

8. References

- [1] H. Ejiri, Phys. Rep. 338 (2000) 265.
- [2] J. Vergados, H. Ejiri, F. Šimkovic, Rep. Prog. Phys. 75 (2012) 106301.
- [3] F. Avignone, S. Elliott, J. Engel, Rev. Mod. Phys. 80 (2008) 481.
- [4] J. Suhonen, O. Civitarese, Phys. Rep. 300 (1998) 123.
- [5] J. Hyvärinen and J. Suhonen, Phys. Rev. C 91 (2015) 024613.
- [6] A. Faessler, G.L. Fogli, E. Lisi, V. Rodin, A.M Rotunno and F. Šimkovic, J. Phys. G: Nucl. Part. Phys. 35 (2008) 075104.
- [7] J. Suhonen, O. Civitarese, Phys. Lett. B 725 (2013) 153.
- [8] H. Ejiri, N. Soukouti, J. Suhonen, Phys. Lett. B 729 (2014) 27.
- [9] J. Suhonen and O. Civitarese, Nucl. Phys. A 924 (2014) 1.
- [10] H. Ejiri and J. Suhonen, J. Phys. G: Nucl. Part. Phys. 42 (2015) 055201.
- [11] H. Ejiri and J.I. Fujita, Phys. Rep. C 38 (1978) 85.
- [12] J. Barea, J. Kotila and F. Iachello, Phys. Rev. C 87 (2013) 014315.
- [13] J. Barea, J. Kotila and F. Iachello, Phys. Rev. C 91 (2015) 034304.
- [14] J.D. Holt and J. Engel, Phys. Rev. C 87 (2013) 064315.
- [15] C. Volpe, N. Auerbach, G. Colò and N. Van Giai, Phys. Rev. C 65 (2002) 044603
- [16] W. Almosly, E. Ydrefors, J. Suhonen, J. Phys. G: Nucl. Part. Phys. 40 (2013) 095201.
- [17] W. Almosly, E. Ydrefors, J. Suhonen, J. Phys. G: Nucl. Part. Phys. 42 (2015) 095106.
- [18] R. Lazauskas and C. Volpe, Nucl. Phys. A 792 (2007) 219.
- [19] M. Haaranen, P.C. Srivastava, J. Suhonen, Phys. Rev. C 93 (2016) 034308.
- [20] A. Bohr and B.R. Mottelson, *Nuclear Structure Vol. I,II*, Benjamin, New York, 1969, 1975.
- [21] J. Suhonen, *From Nucleons to Nucleus: Concepts of Microscopic Nuclear Theory*, Springer, Berlin, 2007.
- [22] J. Toivanen and J. Suhonen, Phys. Rev. C 57 (1998) 1237.
- [23] K. Holinde, Phys. Rep. 68 (1981) 121.
- [24] J. Suhonen, A. Faessler, T. Taigel and T. Tomoda, Phys. Lett. B 202 (1988) 174 ; J. Suhonen, T. Taigel and A. Faessler, Nucl. Phys. A 486 (1988) 91.
- [25] G. Audi et al., Chinese Physics C 36 (2012) 1157.
- [26] J. Suhonen, O. Civitarese, J. Phys. G: Nucl. Part. Phys. 39 (2012) 085105.
- [27] M. Bhattacharya et al., Phys. Rev. C 58 (1998) 1247.
- [28] O. Civitarese, J. Suhonen, Nucl. Phys. A 653 (1999) 321.
- [29] P. Pirinen and J. Suhonen, Phys. Rev. C 91 (2015) 054309.
- [30] H. Ejiri, J. Phys. Soc. Jpn. 78 (2009) 074201.
- [31] S.E. Woosley, D.H. Hartman, D.D. Hoffman, and W.C. Haxton, Astrophys J. 606 (1990) 592.
- [32] K. Langanke and G. Martínez-Pinedo, Rev. Mod. Phys. 75 (2003) 819.

- [33] M.K. Cheon et al., Phys. Rev. C. 85 (2012) 065807.
- [34] E.K. Warburton, Phys. Rev. C 42 (1990) 2479.
- [35] E.K. Warburton, Phys. Rev. C 44 (1991) 233.
- [36] T. Suzuki, T. Yoshida, T. Kajino, and T. Otsuka, Phys. Rev. C 85 (2012) 015802.
- [37] Q. Zhi, E. Caurier, J.J. Cuenca-García, K. Langanke, G. Martínez-Pinedo, and K. Sieja, Phys. Rev. C 87 (2013) 025803.
- [38] T. Wakasa et al., Phys. Rev. C 55 (1997) 2909.
- [39] F. Cappuzzello et al., Eur. Phys. J. A 51 (2015) 145.